

A novel model-based heuristic for energy-optimal motion planning for automated driving

Zlatan Ajanović* Michael Stolz* Martin Horn**

* *Virtual Vehicle Research Center, Department Electrics/Electronics and Software, Inffeldgasse 21/A, 8010 Graz, Austria (e-mail: {zlatan.ajanovic, michael.stolz}@v2c2.at).*

** *Graz University of Technology, Institute of Automation and Control, Inffeldgasse 21/B, 8010 Graz, Austria, (e-mail: martin.horn@tugraz.at).*

Abstract: Predictive motion planning is the key to achieve energy-efficient driving, which is one of the main benefits of automated driving. Researchers have been studying the planning of velocity trajectories, a simpler form of motion planning, for over a decade now and many different methods are available. Dynamic programming has shown to be the most common choice due to its numerical background and ability to include nonlinear constraints and models. Although planning of an optimal trajectory is done in a systematic way, dynamic programming does not use any knowledge about the considered problem to guide the exploration and therefore explores all possible trajectories.

A* is a search algorithm which enables using knowledge about the problem to guide the exploration to the most promising solutions first. Knowledge has to be represented in a form of a heuristic function, which gives an optimistic estimate of cost for transitioning to the final state, which is not a straightforward task. This paper presents a novel heuristics incorporating air drag and auxiliary power as well as operational costs of the vehicle, besides kinetic and potential energy and rolling resistance known in the literature. Furthermore, optimal cruising velocity, which depends on vehicle aerodynamic properties and auxiliary power, is derived. Results are compared for different variants of heuristic functions and dynamic programming as well.

Keywords: eco-driving, optimal velocity trajectory, motion planning, dynamic programming, A*-search, optimal cruising velocity, operational costs, automated driving

1. INTRODUCTION

Increasing environmental awareness, strict regulations on greenhouse gas emissions and constant desire to increase the range of electric vehicles as well as the big economic benefits motivated increased research interest in the field of energy-efficient driving. So far, many different approaches addressing this topic exist. In Bingham et al. (2012) authors presented a study which shows that the driving behavior has a rather big influence on energy consumption. It was shown that energy consumption may vary in a range of approx. 30% depending on driving behavior. Knowledge about the upcoming driving route, the road slope profile and the ability to control the vehicle's propulsion enables the optimization of the velocity trajectory of the vehicle with respect to the energy consumption. Discrete dynamic programming (DP) has been used for over a decade now for finding energy efficient velocity trajectories (Hellström (2005, 2010)). Because of high computational requirements in Ozatay et al. (2014) authors used a cloud to compute energy efficient velocity trajectories. By using model predictive control (MPC) to drive vehicles on free roads with up and down slopes, notable fuel savings are shown in Kamal et al. (2011). MPC was also used to control a

hybrid vehicle driving over a hill and performing vehicle following in Vajedi and Azad (2016). In Ajanović et al. (2018) authors presented the use of dynamic programming in an MPC-like framework. In Sciarretta et al. (2015) an overview of the existing approaches and the current state-of-the-art can be found.

One of the first uses of A*-search for autonomous vehicle motion planning was presented in Fraichard (1993), the result of a Prometheus project. The author used A*-search to find the shortest time motion in the presence of dynamic obstacles and introduced state-time space for dealing with dynamic obstacles. A*-search was also used in DARPA Urban challenge by many teams. Here, especially the application from Stanford has to be mentioned where the authors introduced Hybrid A* search to deal with rounding errors for finding the shortest path (Dolgov et al. (2008)). Another recent application of A*-search for planning safe trajectories is shown in Boroujeni et al. (2017). None of the above mentioned A* based motion planners does not consider energy consumption.

An application of A*-search for finding energy optimal velocity trajectory for an electric bicycle was presented in Grosssoleil and Meizel (2012). Authors used kinetic

and potential energy as well as a rolling resistance, but for estimation of air drag resistance, the authors used an upper instead of a lower bound. The results were suboptimal with a difference of around 1.2% from another optimal control strategy. In Chevrant-Breton et al. (2014) authors introduced air drag and a time proportional cost without interdependence. For air drag, they used a tunable minimum velocity, and for the time-proportional cost, they computed a minimum time based on the maximum velocity. This approach leads to a not so precise estimation and a loss of admissibility if velocities are lower than tuned value. Another use of A*-search was presented in Flehmig et al. (2015) but authors did not reveal the computation of their heuristics. From the results, it is clear that some of the heuristics are giving a suboptimal solution.

In this work, a novel heuristic function for A*-based vehicle velocity trajectory planning is introduced. The optimal cruising velocity, which minimizes air drag and time-proportional cost influence, is defined. The resulting, optimal cruising velocity is then used as a basis for the introduced heuristic function.

2. PROBLEM DEFINITION

The problem of finding an energy efficient vehicle velocity trajectory can be considered as an optimal motion planning problem. This problem has differential constraints defined by a vehicle dynamic model, state-dependent constraints which have to be satisfied and a cost function which has to be minimized.

2.1 System model

Since low model complexity is crucial for efficient optimization, the vehicle is modeled as a lumped mass. The vehicle is represented by two states: s represents traveled longitudinal distance and v represents longitudinal velocity of the vehicle in the lane and vehicle dynamics as in (1)-(3).

$$\dot{s}(t) = v(t), \quad (1)$$

$$\dot{v}(t) = \frac{F_m(t) - F_r(t)}{m}, \quad (2)$$

$$F_r(t) = \frac{1}{2} \rho_a c_d A_f v(t)^2 + c_r m g \cos(\alpha(s(t))) \dots \quad (3)$$

$$\dots + m g \sin(\alpha(s(t))).$$

The propulsion force of the electric motor is denoted by F_m and resistance forces by F_r . As it is shown in (3), resistance forces considered include air drag resistance, rolling resistance and road slope (α) related gravity force. The propulsion element, an electric motor, with inner torque T_m is modeled statically by:

$$F_m(t) = \frac{k T_m(t) \eta^{\text{sign}(T_m(t))}}{r_W}, \text{ and } k = \frac{2 r_W \pi \omega_m(t)}{v(t)}, \quad (4)$$

where η is an efficiency coefficient, k is a combined transmission ratio of the powertrain, r_W is the radius of the wheels and ω_m is the rotational speed of the motor.

2.2 Cost function

The cost function has to reflect the initial requirement of minimal energy consumption. When considering only

propulsion power in the cost function, energy-efficient behavior results in a zero velocity trajectory. To avoid this, some authors introduced a term to the cost function to weight the traveling time (Sciarretta et al. (2015)). The weighting coefficient is then tuned such that the travel time is comparable to times achieved by human drivers. However, energy consumption includes energy used for auxiliaries P_{aux} (e.g. infotainment, air conditioning, etc.) which can be approximated with a constant load. This load corresponds to a weighting coefficient presented in other works, but it is determined experimentally and not tuned. Consequently, the energy used is the integral of the power over time of the trip represented by:

$$E_{\min} = \int_{t_i}^{t_f} (\omega(t) T_m(t) + P_{aux}) dt. \quad (5)$$

Instead of using time as a variable for integration, the distance can be used too (Saerens (2012)). This offers some advantages for solving as final time is not known, and final distance is, and road slope appears as a function of distance.

$$E_{\min} = \int_{s_i}^{s_f} \left(\frac{k T_m(s)}{2 r_W \pi} + \frac{P_{aux}}{v(s)} \right) ds. \quad (6)$$

2.3 Complexity

To solve the optimization task numerically, using graph searching methods, state discretization is necessary. By increasing the number of system states considered in the optimization problem, complexity increases rapidly. Additionally, and even more problematic, the number of possible transitions that need to be evaluated in each step increases significantly. Bellman called this problem the "curse of dimensionality" (Bellman (1954)).

3. OPTIMAL MOTION PLANNER

In this work two different motion planners are used, one based on DP as discussed in Ajanović et al. (2017) and one using A* which is introduced in this paper.

3.1 A* search

A* is one of the earliest yet one of the most used methods for path planning (Hart et al. (1968)). It is based on the well-known, Dijkstra's algorithm but uses heuristics to guide exploration to the nodes which (according to heuristic) lead to the solution quicker and therefore has a better performance compared to Dijkstra's algorithm. A* is an optimal method for finding the optimal path for a certain admissible heuristic function.

Starting from the *initial node*, which is chosen as the initial *current node*, all neighbors are determined and added to the OPEN list. From the OPEN list, the node with the lowest cost is chosen to be the next *current node*. This is repeated until the *goal node* is reached or the whole graph is explored. The cost $f(n)$ is computed using (7) where $g(n)$ represents the cost to travel from *initial node* to *current node* (*cost-to-come*) and $h(n)$ the cost to travel from *current node* to *goal node* (*cost-to-go*), estimated using some heuristic function.

$$f(n) = g(n) + h(n). \quad (7)$$

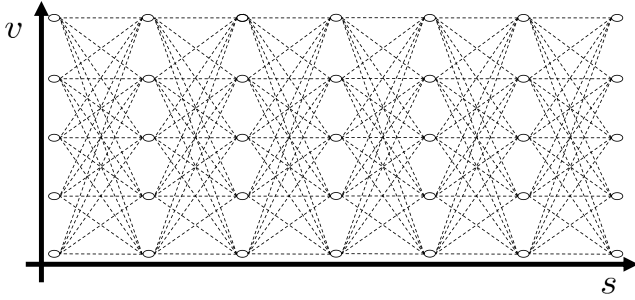


Fig. 1. Search space constructed as a graph.

There can be several issues when implementing A*. To accelerate accessing the minimum of all open nodes, the OPEN list is usually organized as some kind of a priority queue. In this work, the OPEN list is implemented as a binary heap with a hash table. A binary heap is a structure which keeps the minimum element at the top and therefore it is easy to access when selecting the next *current node*. The hash table keeps a position of every node on the heap for an easier accessing when comparing with newly expanded nodes. Besides, the hash table keeps information if a node is already in the CLOSED list.

3.2 Cost-to-come

Cost-to-come $g(n)$ is the exact cost necessary to come from the *initial node* to the *current node* n . It is usually computed cumulatively. One step transition cost is added to the *parent node's cost-to-come*. To compute transition costs the vehicle model (1)-(4) is used along with the cost function (6).

3.3 Search space

As the planning task is solved by A*, graph searching method, state discretization is necessary and an appropriate graph has to be constructed. The graph is constructed by discretizing distance (s) and velocity (v) states. Instead of distance, time can be considered also, but choosing distance is useful when the final time is not fixed. This choice brings several disadvantages e.g. if a trajectory passes zero velocity, it is impossible to compute time spent in that state. By assuming positive velocities only, the graph is directed. To consider dynamic obstacles, an additional dimension for time t should be used (Fraichard (1993)), but this is not in the focus of this work.

3.4 Heuristic function for cost-to-go estimation

The heuristic function is used to estimate the cost needed to travel from any node (point in state space), defined by initial velocity and position (v_i and s_i) to the goal node. As it is shown in Hart et al. (1968), if the heuristic function is admissible (underestimates the *cost-to-go*), the result of A* search is the optimal trajectory. For the shortest path search, the usual heuristic function is the Euclidian distance. To find the energy optimal velocity trajectory, the heuristic function must always underestimate the energy needed to drive from any node to the goal node. The precision of the heuristic influences the size of the explored space and therefore the efficiency of the search. In general, as a heuristic function tends to the exact *cost-to-go*, the

explored space shrinks and the search time shortens. In the ideal case, if the heuristic function gives the exact *cost-to-go*, only nodes which belong to the optimal trajectory would be explored.

4. HEURISTIC FUNCTIONS

The energy needed to drive from the initial state (v_i and s_i) to the final state (v_f and s_f) based on model (1)-(3) and the cost function (6), can be presented as the sum of the work needed for acceleration, overcoming air drag, rolling resistance, road slope and the energy used by the auxiliaries (or operational costs).

$$W = W_{acc} + W_{\alpha} + W_{roll} + W_{air} + E_{aux}. \quad (8)$$

Assuming no energy is needed to drive to the final state would provide admissible heuristic if recuperation would not be allowed, as the work is always positive. Since recuperation is allowed, under certain conditions, the work can be negative too. So, assuming a value of zero could lead to a suboptimal solution. Air drag, rolling resistance, and auxiliary-related works are always positive and therefore can be underestimated by zero. Nevertheless, this is an imprecise estimation, far from the real value, leading to the loss of A* efficiency as informed search.

4.1 Heuristic function for acceleration related work

If no efficiency losses are considered, the work needed to accelerate the vehicle moving in the horizontal plane results in a change of kinetic energy. So the work needed for acceleration can be described only by the initial and the final velocity states, v_i and v_f as in (9). If losses are present, the needed energy will only be higher.

$$W_{acc} \geq \Delta E_k = m \frac{v_f^2 - v_i^2}{2}. \quad (9)$$

If the vehicle is driving on the horizontal plane, without slopes, this work alone expresses admissible heuristic. If this is not the case, the influence of road slope has to be included additionally.

4.2 Heuristic function for slope related work

Overcoming road slope results in climbing up or down a hill and therefore increases or decreases the potential energy of the vehicle. In this case, the work can be described as:

$$W_{\alpha} + W_{acc} \geq \Delta E_k + \Delta E_p = \Delta E_k + mg(h(s_f) - h(s_i)) \quad (10)$$

Where $h(s)$ is the road elevation profile dependent on the distance traveled (s).

4.3 Heuristic function for rolling resistance related work

As the rolling resistance force is modeled as a constant, it does not depend on vehicle driving trajectory. It can be exactly computed for the specific road segment and included in the heuristics. Assuming the rolling resistance work as a constant provides a more precise, and still admissible heuristic, but cannot be used alone, apart from $\Delta E_k + \Delta E_p$.

$$W_{roll} = c_r mg \int_{s_i}^{s_f} \cos(\alpha(s)) ds \quad (11)$$

4.4 Heuristic function for air-drag and auxiliary power

Above mentioned heuristic functions are used for constructing the state-of-the-art admissible heuristic function. So far, based on the authors best knowledge, none of the heuristics successfully incorporated air-drag resistance and auxiliary power to provide admissible heuristic.

As opposed to W_{acc} , W_α and W_{roll} , which can be expressed by the initial and the final states only, W_{air} and E_{aux} depend on velocity trajectory between the initial and the final state.

$$W_{air} + E_{aux} = \int_{s_i}^{s_f} \left(\frac{1}{2} \rho_a c_d A_f v(s)^2 + \frac{P_{aux}}{v(s)} \right) ds, \quad (12)$$

$$W_{air} + E_{aux} = \int_{s_i}^{s_f} F_v(v(s)) ds, \quad (13)$$

$$F_v = \frac{1}{2} \rho_a c_d A_f v(s)^2 + \frac{P_{aux}}{v(s)}. \quad (14)$$

F_v can be considered as a virtual force consisting of air drag force and virtual force by P_{aux} . P_{aux} can include also some economic costs such as hourly rate (hr) of the operator, vehicle renting, etc. These are then divided by the current electricity price (ep) to get the power equivalent:

$$P_{tot} = P_{aux} + \frac{hr}{ep}. \quad (15)$$

As it can be seen in Fig. 2 based on the convex shape of F_v , we can conclude that there exists one optimal velocity for which F_v is minimized, noted by v^* .

Optimal cruising velocity. This optimal cruising velocity v^* minimizes the virtual force F_v :

$$F_{vmin} = F_v(v^*). \quad (16)$$

To find the v^* , the derivative of F_v at v^* should be zero:

$$\frac{\partial F_v(v^*)}{\partial v} = 0 \Rightarrow v^* = \sqrt[3]{\frac{P_{aux}}{\rho_a c_d A_f}}. \quad (17)$$

The optimal cruising velocity is unique for the vehicle (and it's hourly rate hr). It depends on vehicle aerodynamic shape, air density and P_{aux} (eventually, motor efficiency can be included). The minimum virtual force F_{vmin} , can be used to estimate the lower bound of $W_{air} + E_{aux}$, defined only with the initial and the final states.

$$W_{air} + E_{aux} \geq W_A = \int_{s_i}^{s_f} F_{vmin} ds = F_{vmin}(s_f - s_i). \quad (18)$$

As it was shown in (18), air drag and auxiliary-related work, $W_{air} + E_{aux}$ for any trajectory, is always greater or equal to the work when driving with constant velocity

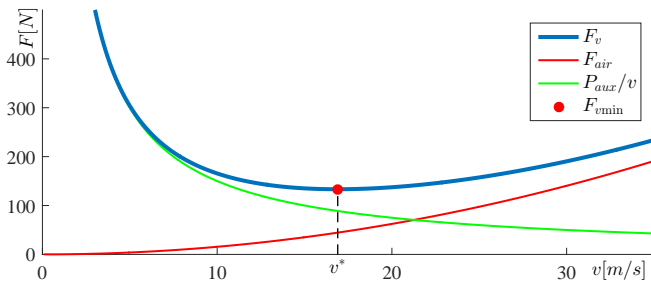


Fig. 2. Velocity-dependent virtual force F_v , generated by combined air drag resistance and auxiliary power.

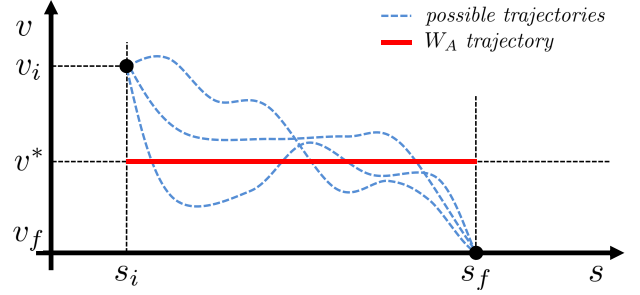


Fig. 3. Some of possible trajectories for driving from initial to final state, and lower bound trajectory for W_A computation.

v^* (Fig. 2). This work is computed as a product of the minimum virtual force F_{vmin} and the distance traveled.

A tendency to drive with optimal cruising velocity can be noticed in Xu et al. (2017) where authors analyzed a conventional vehicle using approximated engine fuel injection rate map. As in conventional vehicles auxiliary power comes from the alternator, which represents an additional load on the engine, the results are similar. In our work, a theoretical explanation of this phenomenon (optimal cruising velocity), reasoning and influencing factors and relations are provided.

4.5 Improved heuristic function for air-drag and auxiliary power

For situations where the initial or the final velocity is not equal to the optimal cruising velocity v^* , the air drag influence can be more precisely estimated by including acceleration periods to reach v^* . As acceleration is limited, this transition is not instantaneous. It is important to note that work needed for acceleration is not computed in this trajectory, as it is included in kinetic and potential energy. Only energy $W_{air} + E_{aux}$, as if the vehicle would move on this trajectory is considered. A general trajectory with acceleration and deceleration phases is depicted on picture Fig. 4. For simpler visualization, t is used as the axis instead of s .

While driving with uniform acceleration, from some velocity v_1 to some velocity v_2 , the distance traveled can be computed as:

$$s = \frac{v_2^2 - v_1^2}{2 \cdot a}. \quad (19)$$

For computing s_1 from Fig. 4, general formula (19) is used, with $v_1 = v_i$, $v_2 = v^*$ and $a = a_1$. For computing s_2 it is with $v_1 = v^*$, $v_2 = v_f$, and $a = a_2$. Depending on the initial and the final velocity accelerations a_1 and a_2 are determined as:

$$a_1 = \begin{cases} a_{min}, & v_i > v^*, \\ a_{max}, & v_i < v^*, \end{cases} \quad \text{and} \quad a_2 = \begin{cases} a_{min}, & v_f < v^*, \\ a_{max}, & v_f > v^*, \end{cases} \quad (20)$$

The work $W_{AT} = W_{air} + E_{aux}$, when driving with uniform acceleration, for time T , from velocity v_1 to v_2 :

$$W_{AT} = \int_0^T \left(\frac{1}{2} \rho_a c_d A_f v(t)^3 + P_{aux} \right) dt, \quad (21)$$

$$\text{with } v(t) = v_1 + at, \text{ and } T = \frac{v_2 - v_1}{a}, \quad (22)$$

$$W_{AT} = \frac{1}{2} \rho_a c_d A_f \left(v_1^3 T + \frac{3v_1^2 a T^2}{2} + \frac{a^3 T^4}{4} \right) + P_{aux} T, \quad (23)$$

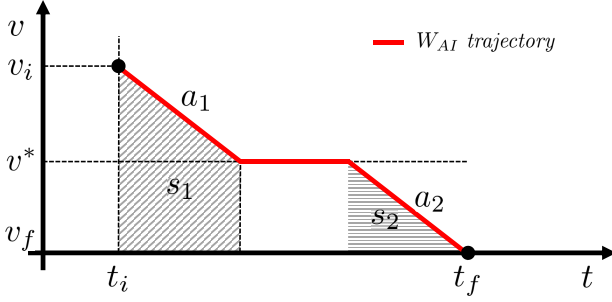


Fig. 4. Velocity trajectory for W_{AI} computation.

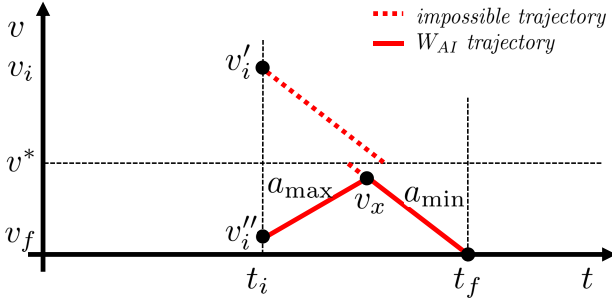


Fig. 5. Special cases of velocity trajectories for W_{AI} computation.

Using relations (22) and (23), the cost of driving with uniform acceleration between two velocities can be computed. The total work W_{AI} , in this case, can be computed as the sum of two works (acceleration and deceleration) and the driving with constant velocity v^* :

$$W_{AI} = W_{AT1} + F_{vmin} \cdot (s_f - s_i - s_1 - s_2) + W_{AT2}. \quad (24)$$

If $s_1 + s_2 > s_f - s_i$, the optimal velocity cannot be reached as shown in Fig. 5. There are two subcases in this case. 1) When v_i and v_f are on opposite sides of v^* . This is a trivial case; as the final state is not reachable for limited acceleration and therefore the cost is infinite. This case is marked with dashed red line on Fig. 5. 2) When both v_i and v_f are either smaller or greater than v^* . There will be no constant velocity driving part as v^* will not be reached, it will accelerate until it reaches v_x and then decelerate, or the opposite. This is depicted with a solid red line on Fig. 5. By using the $s_1 + s_2 = s_f - s_i$, the velocity at which acceleration changes sign can be determined as:

$$v_x = \sqrt{\frac{2a_1a_2s + a_2v_i^2 - a_1v_f^2}{a_2 - a_1}}. \quad (25)$$

Velocity v_x is then used instead of v^* for computing W_{AT1} and W_{AT2} . The work W_{AI} , in this case, can be computed as the sum of two works (acceleration and deceleration):

$$W_{AI} = W_{AT1} + W_{AT2}. \quad (26)$$

4.6 Motor efficiency

The motor efficiency certainly influences the energy used. It does not have to be considered to have admissible heuristics, but it improves precision and therefore search efficiency. Applying the maximum motor efficiency η_{max} as a constant efficiency for any operating point will result in underestimating heuristic which is more precise than when omitting efficiency. The motor efficiency can be applied

only to power which flows through the motor. Therefore, it should not be applied to P_{aux} as this energy does not flow through the motor.

4.7 Conclusion on heuristics

Combining all relevant work elaborated in the introduction the best state-of-the-art, admissible heuristic, can be constructed as a sum of kinetic and potential energy, rolling resistance loss with applied motor efficiency as in (27) - (28).

$$W_{tot} = \Delta E_k + \Delta E_p + W_{roll}, \quad (27)$$

$$h_{SoA} = W_{tot} \cdot \eta_{max}^{-sign(W_{tot})}. \quad (28)$$

The proposed heuristic, improves this state-of-the-art heuristic by additional work for air drag resistance and auxiliary energy (and operation costs) as shown in the sections 4.4 and 4.5. The efficiency cannot be applied to the proposed heuristic as auxiliary power does not flow through motor. The proposed heuristic is computed as:

$$h_{pro} = h_{SoA} + W_{AI}. \quad (29)$$

5. SIMULATION RESULTS

For a simulation validation, three methods are compared: DP, A*-search with state-of-the-art heuristic and A*-search with the proposed heuristic. Methods are used to plan the optimal velocity trajectory for driving on a 1km long segment of the A9 highway, in the vicinity of Graz, Austria. All methods result in the exact same optimal velocity trajectory (Fig. 6), which verifies implementations of both algorithms (DP and A*), and admissibility of both heuristics. Total energy needed for this trip was computed as 422,8 kJ. A comparison between state-of-the-art heuristic and proposed heuristic, is made based on the error of the estimation and search efficiency represented by the number of explored nodes. DP provides the exact *cost-to-go* computation which is used as a reference for computation of the estimation error of the heuristics. The

Table 1. Comparison of the simulation results.

	DP	A* with h_{SoA}	A* with h_{pro}
Nodes explored	50200	41125	25052
Average error [kJ]	0	-84,2	-15,2
Minimum error [kJ]	0	-173,5	-37,6
Maximum error [kJ]	0	0	0

results are shown in Table 1 along with the results from DP. The first column contains results of using DP. As DP provides the exact *cost-to-go* errors are zero. The second and the third column contain results of A*-search with state-of-the-art heuristics (28) and the proposed heuristics (29) respectively. As it is shown in Table 1., the average error improved almost **5 times** and number of explored nodes almost **2 times** when the proposed heuristic (h_{pro}) is used, compared to the state-of-the-art heuristic (h_{SoA}). As it can be seen, the error is always negative, which means that the heuristics always underestimates the *cost-to-go*. A*, in general, examines a smaller number of nodes than DP, and it further decreases as the precision of the heuristics increases. Figure 6 presents the optimal trajectory and space searched by state-of-the-art and proposed heuristics from the same simulation. It is important to note that, the number of explored nodes for DP depends on the maximum velocity used; and for A* it does not.

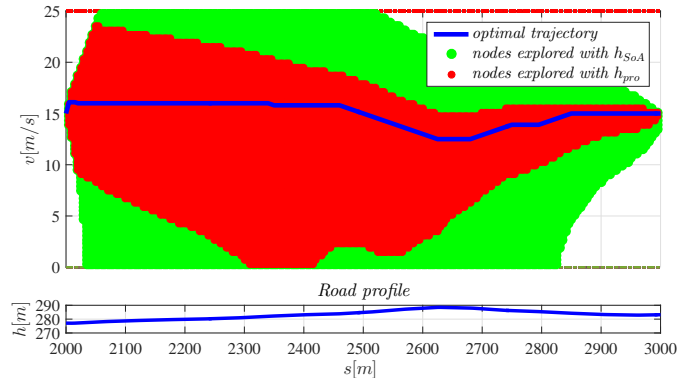


Fig. 6. Space searched by using different heuristics.

6. CONCLUSION

The proposed heuristic showed to effectively incorporate air drag and auxiliary power (and operational costs) for energy(economic)-optimal motion planning. It was shown that proposed heuristics significantly improves the precision of the estimation, which decreases the number of examined nodes compared to the state-of-the-art heuristic. Moreover, the proposed heuristic explores significantly less trajectories compared to dynamic programming approach. Beside motion planning, model-based heuristics could be used for the estimation of the range of electric vehicles. As the proposed heuristic always underestimates the cost-to-go, it could be also used to eliminate overestimating of the vehicle remaining range. Additionally, the optimal cruising velocity, could be used to advise drivers to drive more efficiently.

ACKNOWLEDGEMENTS

The project leading to this study has received funding from the European Union's Horizon 2020 research and innovation programme under the Marie Skłodowska-Curie grant agreement No 675999, ITEAM project.

VIRTUAL VEHICLE Research Center is funded within the COMET Competence Centers for Excellent Technologies programme by the Austrian Federal Ministry for Transport, Innovation and Technology (BMVIT), the Federal Ministry of Science, Research and Economy (BMWFW), the Austrian Research Promotion Agency (FFG), the province of Styria and the Styrian Business Promotion Agency (SFG). The COMET programme is administrated by FFG.

REFERENCES

- Ajanović, Z., Stolz, M., and Horn, M. (2017). *Energy efficient driving in dynamic environment: considering other traffic participants and overtaking possibility*, 61–80. Springer.
- Ajanović, Z., Stolz, M., and Horn, M. (2018). Energy-efficient driving in dynamic environment: Globally optimal MPC-like motion planning framework. In *Advanced Microsystems for Automotive Applications 2017*, 111–122. Springer.
- Bellman, R. (1954). The theory of dynamic programming. *Bulletin of the American Mathematical Society*, 60(6), 503–515.
- Bingham, C., Walsh, C., and Carroll, S. (2012). Impact of driving characteristics on electric vehicle energy consumption and range. *IET Intelligent Transport Systems*, 6(1), 29–35.
- Boroujeni, Z., Goehring, D., Ulbrich, F., Neumann, D., and Rojas, R. (2017). Flexible unit A-star trajectory planning for autonomous vehicles on structured road maps. In *Vehicular Electronics and Safety (ICVES), 2017 IEEE International Conference on*, 7–12. IEEE.
- Chevrant-Breton, O., Guan, T., and Frey, C.W. (2014). Search space reduction in dynamic programming using monotonic heuristics in the context of model predictive optimization. In *Intelligent Transportation Systems (ITSC), 2014 IEEE 17th International Conference on*, 2113–2118. IEEE.
- Dolgov, D., Thrun, S., Montemerlo, M., and Diebel, J. (2008). Practical search techniques in path planning for autonomous driving. *Ann Arbor*, 1001(48105), 18–80.
- Flehmg, F., Sardari, A., Fischer, U., and Wagner, A. (2015). Energy optimal adaptive cruise control during following of other vehicles. In *Intelligent Vehicles Symposium (IV), 2015 IEEE*, 724–729. IEEE.
- Fraichard, T. (1993). Dynamic trajectory planning with dynamic constraints: A 'state-time space' approach. In *Intelligent Robots and Systems '93, IROS'93. Proceedings of the 1993 IEEE/RSJ International Conference on*, volume 2, 1393–1400. IEEE.
- Grossoleil, D. and Meizel, D. (2012). Practical design of minimal energy controls for an electric bicycle. In *9th International Conference on Modeling, Optimization & Simulation*.
- Hart, P.E., Nilsson, N.J., and Raphael, B. (1968). A formal basis for the heuristic determination of minimum cost paths. *IEEE Transactions on Systems Science and Cybernetics*, 4(2), 100–107.
- Hellström, E. (2005). *Explicit use of road topography for model predictive cruise control in heavy trucks*. Master's thesis, Linköping University.
- Hellström, E. (2010). *Look-ahead control of heavy vehicles*. Ph.D. thesis, Linköping University.
- Kamal, M.A.S., Mukai, M., Murata, J., and Kawabe, T. (2011). Ecological vehicle control on roads with up-down slopes. *IEEE Transactions on Intelligent Transportation Systems*, 12(3), 783–794.
- Ozatay, E., Onori, S., Wollaege, J., Ozguner, U., Rizzoni, G., Filev, D., Michelini, J., and Di Cairano, S. (2014). Cloud-based velocity profile optimization for everyday driving: A dynamic-programming-based solution. *IEEE Transactions on Intelligent Transportation Systems*, 15(6), 2491–2505.
- Saerens, B. (2012). *Optimal control based eco-driving: Theoretical Approach and Practical Applications*. Ph.D. thesis, Katholieke Universiteit Leuven.
- Sciarretta, A., De Nunzio, G., and Ojeda, L.L. (2015). Optimal ecodriving control: Energy-efficient driving of road vehicles as an optimal control problem. *IEEE Control Systems*, 35(5), 71–90.
- Vajedi, M. and Azad, N.L. (2016). Ecological adaptive cruise controller for plug-in hybrid electric vehicles using nonlinear model predictive control. *IEEE Transactions on Intelligent Transportation Systems*, 17(1), 113–122.
- Xu, S., Li, S.E., Cheng, B., and Li, K. (2017). Instantaneous feedback control for a fuel-prioritized vehicle cruising system on highways with a varying slope. *IEEE Transactions on Intelligent Transportation Systems*, 18(5), 1210–1220.