



DINCON 2017

CONFERÊNCIA BRASILEIRA DE DINÂMICA, CONTROLE E APLICAÇÕES
30 de outubro a 01 de novembro de 2017 – São José do Rio Preto/SP

Synchronization on the accuracy of chaotic oscillators simulations

Gabriel Hugo Álvares Silva¹
Igor Carlini Silva²
Wilson Rocha Lacerda Junior³
Samir Angelo Milani Martins⁴
Márcio Falcão Santos Barroso⁵
Erivelton Geraldo Nepomuceno⁶

Control and Modeling Group, UFSJ, São João del-Rei, MG, Brazil

Department of Electrical Engineering, UFSJ, São João del-Rei, MG, Brazil

Abstract. Numerical problems are considered on general synchronization of chaotic oscillators, through the evaluation of the Lower Bound Error index on two case studies: a Lorenz system unidirectionally coupled to a Duffing system and a Duffing system unidirectionally coupled to a Rossler system. It was possible to observe, in each case, that the behavior of the slave's LBE curve tends to follow the behavior of the master's as the value of the coupling constant is increased up to a certain value, and thus, that synchronization can affect numerical calculations.

Key-words. General synchronization, Chaotic oscillators, Lower Bound Error, Numerical Computation.

1 Introduction

Since the work of Lorenz in 1963 [3], chaos synchronization has been extensively studied by several researchers. Synchronization of chaos is often understood as a regime in which two coupled chaotic systems exhibit identical, but still chaotic, oscillations [10].

¹gabrielhugo0701@gmail.com

²igorufsj@yahoo.com.br

³wilsonrljr@outlook.com

⁴martins@ufsj.edu.br

⁵barroso@ufsj.edu.br

⁶nepomuceno@ufsj.edu.br

Chaos synchronization has been applied in electrical [13], biological, chemical, and secure communication [5] problems.

In this context, it is well known that countless researchers identifies a chaotic system behaviour [9] by analyzing numerical solutions, obtained using popular software, in which the reliability of results is not carefully verified [4]. Nepomuceno [6] shows that a simple sequence of iterations of discrete logistic model may generate a steady state result that converges to the wrong answer. It is worth noting that investigation of propagation error is not a recent issue [2]. In fact, there are many works based on deterministic or stochastic tools that provide some confidence in simulation of recursive functions.

Based on the fact that although interval extensions are mathematically equivalent, they may generate different computer simulation outcomes, Nepomuceno and Martins [7] introduced an approach to evaluate a lower bound error in recursive functions. The Lower Bound Error (LBE) index may conduce the understanding of the solutions generated by nonlinear dynamical systems. Nepomuceno and Mendes [8] show the existence of multiple pseudo-orbits for nonlinear dynamics systems when discretization schemes are used, when the step-size and the initial conditions are kept unchanged.

Although there are many studies regarding synchronization of chaotic oscillators and regarding numerical problems, as far as we know, no study deals with numerical problems in the synchronization of chaotic systems. This is the main scope of this paper. We developed two cases studies in which we coupled a Lorenz system to a Duffing system and a Duffing system to a Rossler system, in order to evaluate the effects of general synchronization on the reckoning of Lower Bound Error.

This paper is laid out as follows: In Section 2, the preliminary concepts are briefly reviewed. The proposed method based on LBE is presented in Section 3. The results as well as the discussion are presented in Section 4, while concluding remarks and perspectives for future research are shown in Section 5.

2 Preliminary Concepts

2.1 Generalized synchronization

The simplest concept of synchronization between chaotic oscillators, called complete synchronization, occurs when the distance between the state variables of two dynamical systems converges to zero while evolving in time. Let $\dot{x} = F(x)$ and $\dot{y} = G(y)$ be the representations of two chaotic systems, where x is a n -dimensional state vector and y is a m -dimensional state vector. F and G are vector fields, $F : R^n \rightarrow R^n$, and $G : R^m \rightarrow R^m$. Those systems are said to be completely synchronized if $\lim_{t \rightarrow \infty} \|x(t) - y(t)\| = 0$.

In [12], Rulkov et al presented a generalization of the definition of complete synchronization, where the state variables of the systems considered do not have to be identical. For this case, it is sufficient if they present a functional relation. Let $\dot{x} = F(x)$ and $\dot{y} = G(y, h_\mu(x))$ be two unidirectionally coupled systems, where x is the n -dimensional state vector of the driver and y is the m -dimensional state vector of the response. F and G are vector fields, $F : R^n \rightarrow R^n$, and $G : R^m \rightarrow R^m$. The vector field $h_\mu(x) : R^n \rightarrow R^m$ rule the couple between response and driver. When the parameter $\mu = 0$, both systems

are chaotic, since there is no relation between their evolution. When $\mu = 0$, the systems are considered generally synchronized if exists a transformation $\psi : x \rightarrow y$ which is able to map asymptotically the trajectories of the driver attractor into the ones of the response [1].

2.2 Lower Bound Error

Before introducing LBE's concept, we need to present the definitions of orbits and pseudo-orbits. An orbit is a sequence of values of a map, represented by $x_n = [x_0, x_1, x_2, \dots, x_n]$. A pseudo-orbit is an approximation of an orbit and is expressed as $\hat{x}_{i,n} = [\hat{x}_{i,0}, \hat{x}_{i,1}, \hat{x}_{i,2}, \dots, \hat{x}_{i,n}]$.

The Lower Bound Error (LBE) is a method presented by Nepomuceno and Martins in [7], which aims to evaluate the error propagation due to round off in digital computers. The procedure to calculate the LBE is based on the comparison of two pseudo-orbits produced from two mathematical equivalent models, but different from the point of view of floating point representation. Therefore, LBE's mathematical representation is given by $2\delta_{\alpha,n} = |\hat{x}_{a,n} - \hat{x}_{b,n}|$, where $\delta_{\alpha,n}$ represents the lower bound error between two pseudo-orbits $\hat{x}_{a,n}$ e $\hat{x}_{b,n}$.

3 Methodology

In order to verify the influence of synchronization on the reckoning of Lower Bound Error, two case studies were considered. In the first one, a Lorenz system (slave) was unidirectionally coupled to a Duffing system (master). In the second case, the same procedure was followed for a Duffing system (slave) and a Rossler system (master).

3.1 Duffing - Lorenz

The Duffing and Lorenz systems are given by Equations (1) and (2), respectively:

$$\begin{aligned} \dot{x}_1 &= x_2 & \dot{y}_1 &= -10y_1 + 10y_2 \\ \dot{x}_2 &= x_1 - x_1^3 - \delta x_2 + \gamma \cos(\omega t), & \dot{y}_2 &= 28y_1 - y_2 - y_1y_3 + Kx_1 & (2) \\ & & \dot{y}_3 &= y_1y_2 - \frac{8}{3}y_3. \end{aligned}$$

To couple the systems, we added the term Kx_1 on the equation \dot{y}_2 of the Lorenz system, where K is called coupling constant and determines how strong the synchronization between the oscillators is [11]. The state variable x_1 was chosen arbitrarily and could be x_2 as well. The initial conditions used for the Duffing system were $x_1(0) = 3$ and $x_2(0) = 4$ and for the Lorenz system, $y_1(0) = y_2(0) = y_3(0) = 1$.

During the experiments, we increased the value of K from zero, when the systems are completely unsynchronized, up to a value where general synchronization is observed. In order to verify if the systems are in fact synchronized, we considered the method presented in [11]. The auxiliary equation used is given by $\dot{y}'_2 = 28y'_1 - y'_2 - y'_1y'_3 + Kx_1$. The initial conditions used to compute the auxiliary equation were $y_1(0) = y_2(0) = y_3(0) = 5$. As Pyragas defines in [11], the two systems can be considered to be strongly synchronized in a general manner if complete synchronization exists between \dot{y}_2 and \dot{y}'_2 .

Finally, LBE was calculated for two pseudo-orbits of the response system for different values of K . The pseudo-orbits were obtained by a simple mathematical manipulation on \dot{y}_1 . The equation obtained after the manipulation is given by $\dot{y}_1 = 10(y_2 - y_1)$. Thereby, we calculated the LBE using the Equations given by \dot{y}_2 of the two pseudo-orbits.

3.2 Rossler - Duffing

We followed the same procedures described previously to study the behavior of a Duffing system being driven by a Rossler system. The equations of Rossler circuit are given by $\dot{x}_1 = -x_2 + x_3$, $\dot{x}_2 = x_1 + 0.2x_2$ and $\dot{x}_3 = 0.2 + x_3 - 3(x_1 - 5.7)$.

The Duffing system is the same used in the previous case of study (Equation (1)), with the addition of the coupling term to \dot{x}_1 , thus, it became $\dot{x}_1 = x_2 + Ky_1$. We used the same initial conditions as in Section 3.1. The auxiliary equation is $\dot{x}'_1 = x'_2 + Ky_1$ and, for this equation, the initial conditions are $x_1(0) = 5$ and $x_2(0) = 6$. The initial conditions used for the Rossler system are $x_1(0) = x_2(0) = x_3(0) = 1$. To calculate LBE, we performed a mathematical manipulation on Equation (1), thus it became $\dot{x}_2 = x_1 - x_1x_1x_1 - \delta x_2 + \gamma \cos(\omega t)$. Finally, we calculated LBE between the Equations given by \dot{x}_1 of the two pseudo-orbits.

4 Results

4.1 Duffing - Lorenz

As we increased the value of K , we applied Pyragas' method to verify the synchronization between the oscillators. We observed that for values greater than 30, we could see a straight line on the phase portrait of y and y' . Therefore, we chose $K = 40$ to represent in this paper.

Figure 1(a) shows the dynamics of the systems when they are unsynchronized, that is, $K = 0$. In figure 1(b), we represent the dynamics of the systems when there is general synchronization between them for $k = 40$. To validate the results, Figure 2(a) shows the phase portrait for $K = 0$, where y and y' are clearly unsynchronized. Figure 2(b) represent the phase portrait of the systems for $K = 40$, where a straight line is visible, which indicates complete synchrony between y and y' , and, consequently, general synchronization between the Duffing and Lorenz systems.

The results of the computation of LBE between Equations \dot{x}_2 of the two pseudo-orbits for different values of K ranging from 0 to 30 are shown in Figure 3. As one can see, the LBE's curves tend to take more iterations to increase to higher values as K increase. For example, for $K = 0$, it takes 1266 iterations for the LBE to go to -0.3 and for $K = 25$, it takes 5100 iterations for the LBE to go to the same value. Apparently, the response's LBE curve is following the behavior of the master's. However, for $K = 30$, Duffing's LBE curve will take about 5000 iterations to start increasing, as can be seen in Figure 5 for $K = 0$ and, in Figure 3, for $K = 30$, Lorenz's takes about 15000 iterations to start. This observation could mean that synchronization is also delaying the error propagation. It is also important to mention that, for values greater than 30, like 40, we were not able to

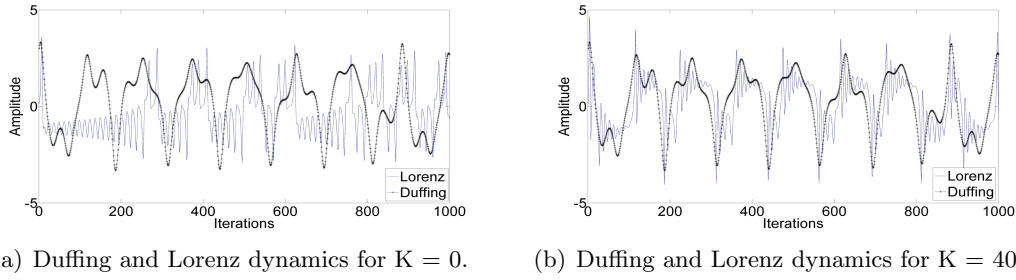


Figure 1: Dynamics of the systems when they are not synchronized ($K=0$) and when generalized synchronization exists ($K=40$).

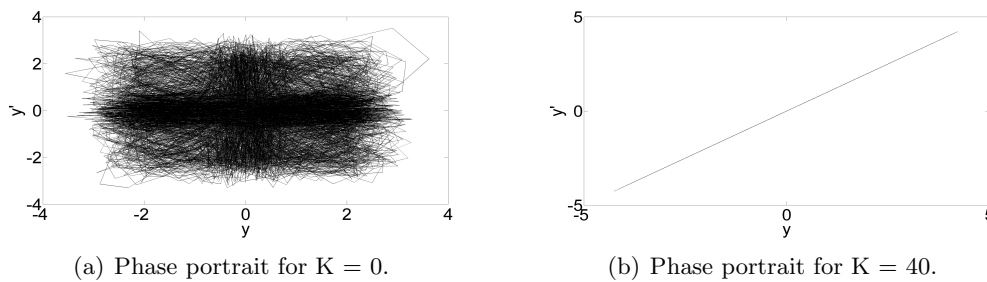


Figure 2: Synchronization between the systems using the auxiliary equation y' .

represent LBE curve. Since we are using logarithmic notation to represent the results, this fact may imply that the Lower Bound Error goes to zero when the systems are strongly coupled.

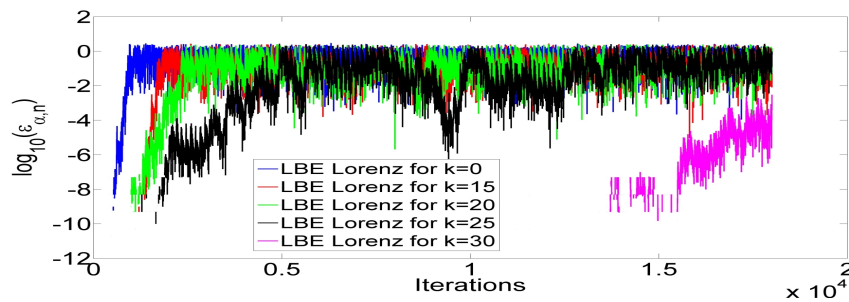


Figure 3: Evolution of LBE according to value of K for Lorenz system.

4.2 Rossler - Duffing

In order to analyze the behavior of Duffing system been driven by a Rossler, we followed the same procedure adopted in Section 4.1. In this case, we observed the occurrence of synchronization for values of K greater than 300. We chose 400 to represent. Figures 4(a)

and 4(b) show the dynamics of the systems and the phase portrait for $k = 400$.

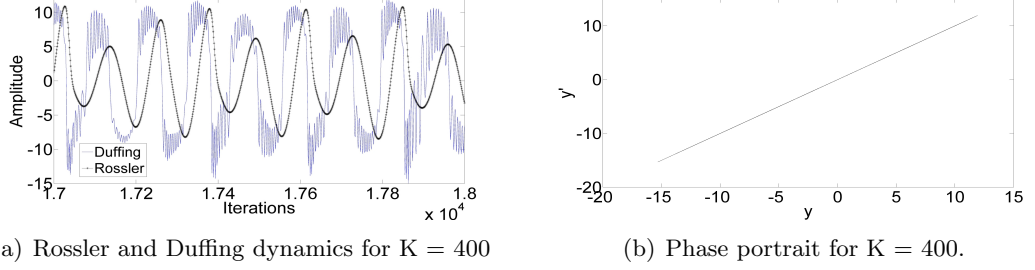


Figure 4: Dynamics of the systems and phase portrait between y and y' .

The results of the computation of LBE between Equations \dot{x}_2 of the two pseudo-orbits for different values of k ranging from 0 to 300 are shown in Figure 5. In this case, LBE's curve for $k = 0$ takes 9698 iterations to go -0.3 , while for $k = 100$ and $k = 200$, it takes about 3500 and 6500 iterations, respectively. Therefore, when the systems are weakly coupled, Duffing's curve will follow Rossler's. However, as K go as high as 300, for example, the curve will take about 14300 to get to -0.3 . We were not able to represent LBE curve for values greater than 300. The same observations from Section 4.1 can be pointed in this case.

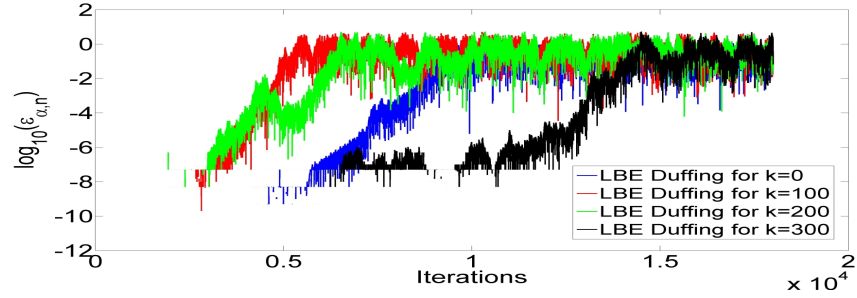


Figure 5: Evolution of LBE according to value of K for Duffing system.

5 Conclusions

The results presented in Section 4 show that when a chaotic oscillator is synchronized to another, the LBE of two pseudo-orbits of the response system tend to follow the behavior of the driver until a certain value of K is reached and, consequently, we demonstrated that synchronization can affect numerical calculations. We could observe that, in the two case studies investigated, after that value of K , the LBE index take more iterations to raise, what could mean that the LBE between the pseudo-orbits of the response system was decreasing. Therefore, synchronization can be further investigated to be used as a

tool to reduce the error on numerical simulations. Also, in future works, other types of synchronization can be investigated, as complete, phase and lag synchronization.

6 Acknowledgement

The authors are thankful to the Brazilian agencies CNPq, FAPEMIG, and to UFSJ.

References

- [1] S. Boccaletti, J. Kurths, G. Osipov, D. L. Valladares and C. S. Zhou, The synchronization of chaotic systems, *Physics Reports*, vol. 366(1), 1-101 , Elsevier, (2002).
- [2] S. M. Hammel, J. A. Yorke and C. Grebogi, Do numerical orbits of chaotic dynamical processes represent true orbits?, *Journal of Complexity*, vol. 3(2), 136-145, (1987).
- [3] E. N. Lorenz, Deterministic nonperiodic flow, *Journal of the atmospheric sciences*, vol. 20(2), 130–141, (1963).
- [4] R. Lozi, Can we trust in numerical computations of chaotic solutions of dynamical systems?, *World Scientific Series in Nonlinear Science Series A*, vol. 84, (2013).
- [5] B. Naderi and H. Kheiri, Exponential synchronization of chaotic system and application in secure communication, *Optik-International Journal for Light and Electron Optics*, vol. 127(5), 2407–2412, Elsevier, (2016), DOI: 10.1016/j.ijleo.2015.11.175.
- [6] E. G. Nepomuceno, Convergence of recursive functions on computers, *The Journal of Engineering*, vol. 1(1), IET Digital Library, (2014).
- [7] E. G. Nepomuceno and S. A. M. Martins, A lower bound error for free-run simulation of the polynomial NARMAX, *Systems Science and Control Engineering*, vol. 4(1), 50-58, Taylor and Francis, (2016), DOI: 10.1080/21642583.2016.1163296.
- [8] E. G. Nepomuceno and E. M. A. M. Mendes, On the analysis of pseudo-orbits of continuous chaotic nonlinear systems simulated using discretization schemes in a digital computer, *Chaos, Solitons and Fractals*, vol. 95, 21–32, Elsevier, (2017).
- [9] E. Ott, *Chaos in dynamical systems*, Cambridge university press, (2002).
- [10] L. M. Pecora and T. L. Carroll, Synchronization in chaotic systems, *Physical review letters*, vol. 64(8), 821, APS, (1990), DOI: 10.1103/PhysRevLett.64.821.
- [11] K. Pyragas, Weak and strong synchronornization of chaos, *Physical Review*, vol. 54(5), 4508-4510, APS, (1996), DOI: 10.1103/PhysRevE.54.R4508.
- [12] N. F. Rulkov, M. M. Sushchik, L. S. Tsimring, Generalized synchronization of chaos in directionally coupled chaotic systems, *Physical Review*, vol. 51(2), 980-994, (1995).

- [13] M. Xiao and J. Cao, Synchronization of a chaotic electronic circuit system with cubic term via adaptive feedback control, *Communications in Nonlinear Science and Numerical Simulation*, vol. 14(8), 3379–3388, Elsevier, (2009).