

Predictive Learning: Using Future Representation Learning Variational Autoencoder for Human Action Prediction

Yu Runsheng¹, Shi Zhenyu¹, Ma Qiongxiang¹, Qing Laiyun²

¹ South China Normal University

² University of Chinese Academy of Sciences

{20143201002,20143201094}@m.scnu.edu.cn

Abstract—The unsupervised Pretraining method has been widely used in aiding human action recognition. However, existing methods focus on reconstructing the already present frames rather than generating frames which happen in future. In this paper, We propose an improved Variational Autoencoder model to extract the features with a high connection to the coming scenarios, also known as Predictive Learning. Our framework lists as following: two steam 3D-convolution neural networks are used to extract both spatial and temporal information as latent variables. Then a resample method is introduced to create new normal distribution probabilistic latent variables and finally, the deconvolution neural network will use these latent variables generate next frames. Through this possess, we train the model to focus more on how to generate the future and thus it will extract the future high connected features.

In the experiment stage, A large number of experiments on UT and UCF101 datasets reveal that future generation aids Prediction does improve the performance. Moreover, the Future Representation Learning Network reach a higher score than other methods when in half observation. This means that Future Representation Learning is better than the traditional Representation Learning and other state-of-the-art methods in solving the human action prediction problems to some extends.

Index Terms—Unsupervised Learning, Variational Autoencoder, Human Action Prediction, Generation Aids Prediction



1 INTRODUCTION

ACTION prediction, also known as early event recognition, aims to recognize an action before it happens. It plays a more and more significant role in both life and industry. For example, it can stop someone commits crimes automatically before it occurs from the surveillance system as well as respond correctly according to human action in robot-human interaction field.

Action prediction task




Fig. 1: the action prediction problem

Unlike the action recognition which aims to recognize (or classify) an action under the whole videos, action prediction requires the inference of the action before it occurs, as what

in fig 1. Therefore, it is challenging because the computer should recognize the action before the Key Frames happens, which are the climax of an action and of great importance for recognition[1]. Furthermore, if a computer only extracts features from the previous frames, it definitely contains many extra features which are not helpful in predicting what they are doing, for it will extract many features which only exists in that period and have little connection to the future. So, how can we guide the machine to learn something crucial to or have a tight consequence to the future automatically? Inspired by the videos generation and the predictive learning[49], our approach is to make the computer learn certain features which have a strong causal link between the past and the future from the previously known frames. In other words, the occurrence of one incident are under a series of previous incidents and if the computer can recognize those incidents (extract the related feature from those incidents), we would have the high probability to conjecture the upcoming incident correctly. For example, we can inference that the player will throw the basketball by observing what on his hand (basket) and how his arms do (the posture of throwing a basketball) rather than the color and shape of his hair. In this way, we believe that in this scenario the movements of one's arms doing are will be one of the most significant links connecting to the throwing while the color of his hair may not decide the future. The computer is definitely under the same rules. Accordingly, if the machine can extract those incidents' feature which has a great impact on the future, the machine will have the

capability to predict the future incidents and even generate the future logically.

The reason why we add generators to our model is that there is no ground truth for those future high influenced features and thus we coerce the machine to generate the future in order to allow it learn more depicting the future. Though depicting the future, we can ensure it will focus on future rather than present.

In this paper, we focus on using Variational AutoEncoder[2](VAE) to learn the future high influenced features from previous frames and exert the those features to infer the future action. Specifically, using two stream 3D-CNN[28](C3D) neural networks to extract feature from previous frames and their temporal information-optical flows. Spatial Pyramid Pooling[3](SPP) is used in both reducing the dimension and extracting multi-scale feature. Then, a generation model, consisted of multi-stream deconvolution neural networks, used to generate the long time future RGB information, short time future RGB information and future temporal information (optical flows) separately. Lastly, after training the generative model, a classifier are used to recognize actions depended on those features. A work flow of our method is shown in Fig. 2.

The remainder of this paper is organized as follows. The related works will be illustrated in section II. The detailed model and methodology will be represented in section III. The discussion will be shown in the section IV while the results will be the last section.

2 RELATED WORKS

In this section, we will discuss the existing human Action prediction algorithms and the development of some state-of-the-art structures in our architecture, which including Generative Networks, Two Stream CNN, Spatial pyramid pooling as well as 3D Convolution Neural Network.

2.1 Existing human Action prediction algorithms

Generally speaking, existing action prediction methods are mainly divided into three parts[4]: the Discriminative model, the Generative model and Deep Learning Network.

The Discriminative model focus on modeling conditional probability distribution, where y are the labels and x are the videos (the same below). It models about target variables conditional on observed variables and less depends on distribution assumption of data. The common used Discriminative model for action prediction are Support Vector Machine[5][6][7][8] and Conditional Random Field[9].

Generative model pay attention to the modeling full probabilistic model, It wants to learn a full probabilistic model of all variables that generates the data depended on an assumption about the distribution of data. Li et al. used a Probabilistic Suffix Tree (PST) to representing various order Markov Dependencies between action units[10] and Chakraborty et al. treated activity prediction problem as a graph inference problem on Markov Random Field (MRF) where each node is an individual activity[11].

Deep Learning methods have been successful in almost all fields and the same as in action prediction and action recognition field. Two main deep learning Network including recurrent neural network(RNN) and CNN. For RNN,

Work[12] proposed a novel ranking loss and combines it with classification loss in LSTM network to model activity progression while work[13] combines RNN with Deep Reinforcement Learning. For CNN, work[14] use large-scaled untrimmed videos to train the CNN and predict the future. Works [15][16][17] also introduce CNNs to solve the problems. Moreover, Some scholars[18][19] combine CNN and RNN together to capture both spatial and temporal features.

2.2 Two Stream CNN

Since Simonyan et al. proposed the ideas that combining RGB and Optical flow information can increase models' performance[20], more and more action recognition or action prediction methods exert this idea to ameliorate their models. Zhu et al. used traditional local optical flow estimation methods to pre-compute the motion information and RGB information to do the action recognition[31]. Shi et al. add one more stream CNN to capture sequential Deep Trajectory Descriptor in order to add long-term motion information to the model[21]. And Liu et al. Proposed a dynamic gaze CNN which captures both the appearance and motion information from the video and combine it with the original two-stream CNN to improve the correct rate[22].

Our works mainly focus on using Two-Stream CNN to capture the present and future spatial , temporal and local spatial features.

2.3 Generative Networks for Videos Generation

The common Videos generation models include Generative Adversarial Networks(GAN) and VAE. GAN is firstly introduced by Goodfellow et al. in 2014[27], a framework for estimating generative models via an adversarial process. Similarly, VAE, also known as Deep Gaussian Latent Models[2], use a log-likelihood function to reconstruction images.

Walker et al. combined both Variational Auto-Encoder(VAE) and GAN to forecast next frames[25]. Vondrick separates the front and back scenes through Foreground-Background Mask in order to increase the models' performance[23]. Liang et al. used dual streams(RGB and optical flow) to predict both next RGB frame and next optical flow frame[24]. Other GAN or VAE networks are also introduced in[29][30]. Our proposed FL-VAE is based on the two-stream C3D and we take advantage of its Variational Inference function to learn the future high connected frames.

2.4 Spatial pyramid pooling and 3D Convolution Neural Network

Spatial pyramid pooling[3] was first introduced by He et al. and widely used in Computer Vision field. Spatial pyramid pooling has two main advantages. Firstly, it reduces the high parameters' dimensions of Convolution Neural Networks. Secondly, since it is the combination of multi-scale max pooling methods, it will extract the features from different scales which is a bit similar to the attention model. Inspired by Zhu et al.[19], we use SPP to extract the features from multi-scale.

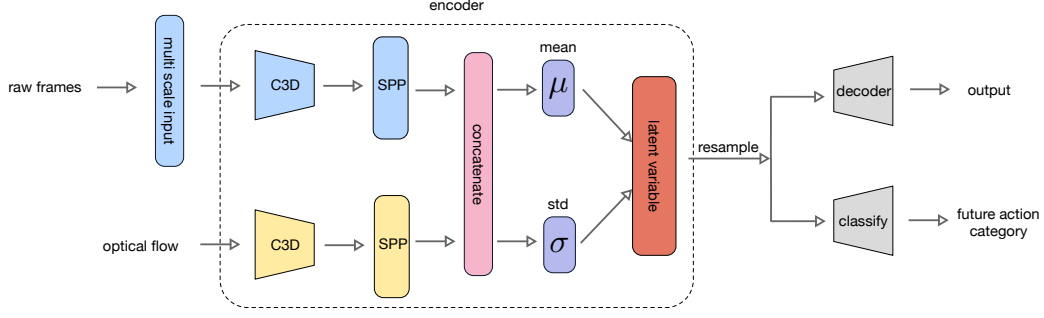


Fig. 2: work flow of FL-VAE

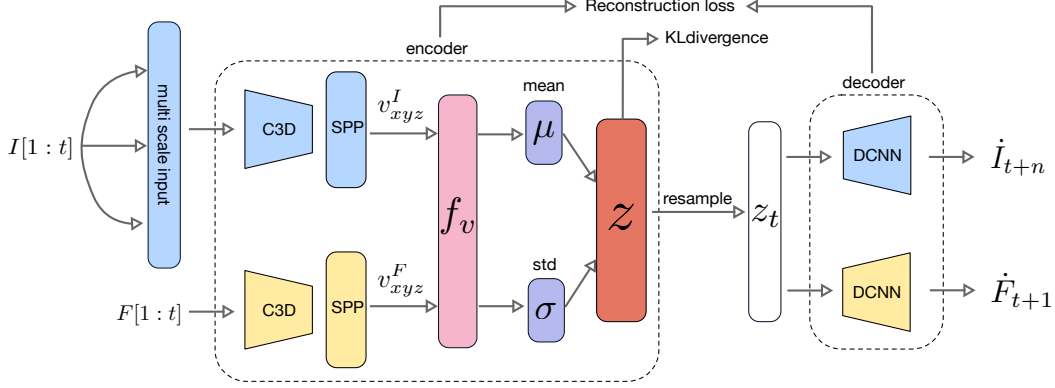


Fig. 3: pre-train stage's network architecture

First introduced by Ji et al[28], 3D Convolution Neural Network, also known as C3D, is one type of Convolution Neural Network which can learn both spatial and temporal features together. It is born with the ability to deal with the video's data. Tran uses large-scale supervised video dataset to do the spatiotemporal feature learning through C3D[32]. Varol et al. use two stream-C3D to combine both the Optical Flow and the RGB information[33]. We also take advantage of C3D spatial-temporal function and use it in our model.

3 METHODOLOGY

In this section we present our propose FL-VAE architecture. The action prediction task is formula as below: given a partial video $I[1:t]$, $t \in [1, \dots, T]$, the classifier predict the action category y , where T is duration of complete video. In this work, we design a Variational encoder-decoder framework to achieve the action prediction task. The encoder consist of two-stream 3D Convolution neural network with dense layers. And the decoder is deconvolution neural network. As shown in Figure3, in pre-train stage, the encoder encode the input image sequences and fit it to the future high influence action feature z , which is denote as latent variable. The resample variables divide into two part(z_1, z_2) which will be used by two different decoder with distinct generation. Finally the decoder will generate different images (long-term, short-term, past frame or optical flow images). In the train stage, as illustrate in Figure4, we no longer use decoder and instead we use a classifier to classify according to latent variables z_1, z_2 . Except for that all the processes are identical to the pre-train stage. In the

test stage, future information from different variables would concatenate into a action classifier to predict the action category.

3.1 Two-stream feature encoder:

Our encoder model consist of a two-stream network: RGB-stream and flow-stream network with three dense layers. The encoder is aim at learning future high influenced features from input sequence. Given the input sequence $S[1:t]$, where S is denote as the input of encoder containing previous optical flow sequence $F[1:t]$ and previous video frames $I[1:t]$, the encoder encode the input sequence S into a stochastic latent variable z and guide the latent variable distribution $z \sim p(z|S)$ map the truly data probability distribution $q(S)$. z denoted as future action feature.

Specifically, in RGB stream, given previous video frames $I[1:t]$, C3D extract frame-level feature v_{xyz}^I from I . The output value of C3D network is calculate by:

$$v_{xyz}^I = \sigma(b + \sum_{i=0}^{w'-1} \sum_{j=0}^{h'-1} \sum_{k=0}^{d'-1} w_{ijk} k_{(x+i)(y+j)(z+k)})$$

Where $w' \times h' \times d'$ is the kernel size of C3D, σ is activation function, b is bias, w_{ijk} is the weight at position (i, j, k) of the kernel and $v_{(x+i)(y+j)(z+k)}$ is the intensity of the image at position $(x+i, y+j, z+k)$. The mechanism of flow-stream is similar to RGB-stream. Given the previous optical flow sequence $F[1:t]$, the C3D extract frame-level feature and we can get v_{xyz}^F . And we got fusion frame level feature f_v by concatenating v_{xyz}^F and v_{xyz}^I . Then f_v would be encode as a mean and variance $\mu(f_v)$ and $\sigma(f_v)$. Finally

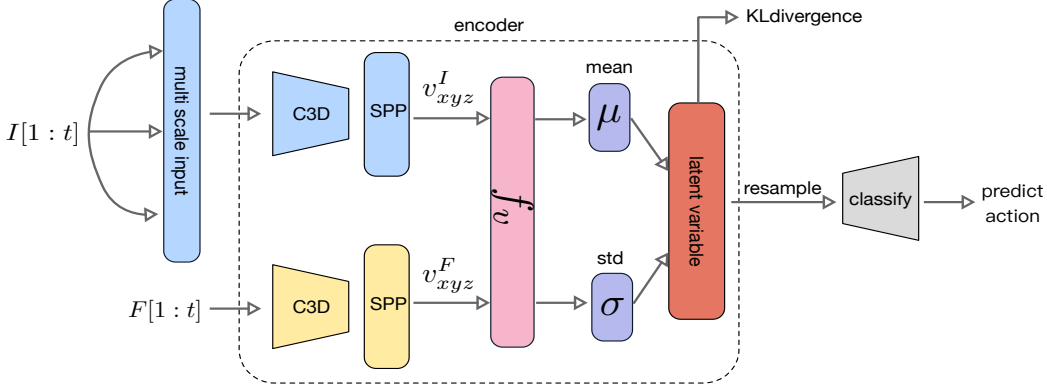


Fig. 4: formal train&test stage's network architecture

we get the latent variable $z \sim N(\mu(f_v), \sigma(f_v))$. The goal of encoder is to match $N(\mu(S), \sigma(S))$ as closely as possible. In most circumstances, the distribution of image data satisfies Gaussian distribution, so $N(\mu(S), \sigma(S))$ can be regarded as $N(0, G)$. Where G is a $N \times N$ identity matrix. During the training stage, latent variable z keep trying to fit $N(0, G)$.

In addition, to improve the performance of encoder, we exploit different strategy to construct the convolutional descriptors. Spatial Pyramid Pooling(SPP) layer could help CNN extractor extract scale-invariant local descriptor. We employ SPP on the last layer of C3D both in RGB and optical flow stream. To extract as much as useful information from input video frames I , we apply random crop size method. The width and height of frame would randomly select from $\{R1, R2, R3, R4\}$ (R_i is positive integer) and then stack with the original video frame to feed in our model. This method could create more training data and make full use of the input RGB information.

3.2 Multi kinds of decoder:

As mentioned above, we apply decoder model in pre-train stage. The effect of decoder is reconstruct the future information while given the input z . The decoder network has two roles. First, we couldn't evaluate the quality of future high influenced features z directly. In the contrast, we evaluated quality indirectly by future spatial-temporal information which generated by decoder. Second, the existence of decoder could boost the performance of representation learning because it could aid encoder capture more information about future action.

To exploit the impact of different kinds future information, we develop two kinds decoder model respectively: future optical flow generator and future video frame generator.

a. future video frame generator

As shown in Figure 5, we model two kinds of future video frame generator: short-term generator and long-term generator. Given the resampled latent variable z_t , the future video frame generator can generate future video frame \hat{I}_{i+n} . For short-term generator, n is set as 1 however n is set as 4 in long-term generator. Then we assess the quality of latent variable by Mean-square prediction/reconstruction error:

$$L_{R-I} = (I_{t+n} - \hat{I}_{t+n})^2$$

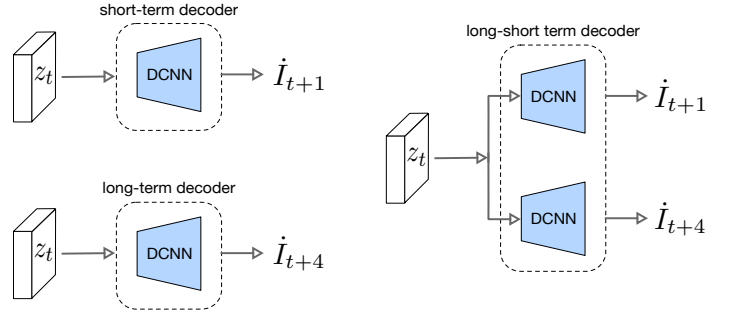


Fig. 5: different kinds of future video frame decoder

Where I_{t+n} is ground true future sequence. L_R is denote as short-term future error when $n=1$ and it is regard as long-term future error for $n=4$.

Further, we build a long-short term future video generator with the combination of short-term generator and long-term generator. And the error function is modified to:

$$L'_{R-I} = (I_{t+1} - \hat{I}_{t+1})^2 + (I_{t+4} - \hat{I}_{t+4})^2$$

Where L'_{R-I} is denote as long-short term future error function. To minimize the L'_{R-I} , encoder need to capture more high connect future feature which is crucial for action prediction. The settings of long-short term future video generator could significantly improve the performance of representation learning.

b. future optical flow generator

The network structure of future optical flow generator are similar to the future video frame generator. However, we only model the short-term future optical flow generator. So the future optical flow generator only generate future optical flow \hat{F}_{i+1} when given the resampled latent variable z_t . Same as future video frame generator, we evaluate the quality of latent variable by Mean-square prediction/reconstruction error:

$$L_{R-F} = (F_{t+1} - \hat{F}_{t+1})^2$$

3.3 Model optimization:

To achieve better performance, we train our model with multi loss function. We utilize three object function shown as follow:

a. A pixelwise reconstruct error function, which is calculate as:

$$L_R = (S_{t+n} - \dot{S}_{t+n})^2$$

where \dot{S} is generated future sequence containing \dot{I}_{i+n} or \dot{F}_{i+n} through decoder.

b. The object function of VAE is define as

$$L_{VAE} = KL(p(z|S)||q(S))$$

where KL is the Kullback-Leibler divergence that penalizes deviation of the distribution of the z from the $N(0, G)$.

c. To avoid over-fitting, we employ L2 regularize method. Let μ_T denote the collection of model network's weight variable, we can calculate the L2 regularize loss as below:

$$L_{l2} = \frac{1}{2} \|\mu_T\|^2$$

The final object function L is obtain by fusing these three loss:

$$L = \lambda_1 L_R + \lambda_2 L_{VAE} + \lambda_3 L_{l2}$$

Where λ_i is scale factor. During the model training process, the model parameter would adjust and update by minimizing L .

3.4 Action predictor:

After encoder training completed, the latent variable $z \sim p(z|S)$ would fit the truly future action probability distribution. Then we can recognize future actions by resampling latent variable z . For action predictin task, we implement a classifier through a dense network. The input of classifier is resampled z_t . The output layer of classifier is N-way softmax layer to predict the probability distribution over N different actions:

$$y_i = \frac{\exp(y'_i)}{\sum_{k=1}^N \exp(y'_k)}$$

where $y'_i = \sigma(w * z_t + b)$. The classifier is trained by minimizing L_{cla} :

$$L_{cla} = softmax_loss(y_i, l_i)$$

Where l_i is the ground true label.

3.5 Network setup:

The details of the FL-VAE encoder network are shown in Figure4. The C3D contain 4 three-dimension convolution layers. We apply dropout layer between each convolution layer and utilize L2 regularize method to avoid over-fitting. Each convolution layers' activate function is Relu. The bins of SPP net is set as [4,2,1]. We use two dense layers to encode μ and σ , and a dense layer to sample z . All the dense layers have 12 output units.

The detail of decoder network is shown in Figure5. All the decoder contain 5 deconvolution layers. In each layer we utilize Relu activate function, dropout layer and L2 regularize method. The action predictor network is implement as one dense layer containing 10 output units.

4 EXPERIMENT

4.1 Datasets

We implement pre-train process on the UCF101 datasets[44]. UCF101 is a benchmark for action recognition which contain 13k clips video. The total number of actions category is 101. We use this as unsupervised learning dataset in pre-train stage.

We experiment on the UT-Interaction dataset (UTI) [34]. The UTI contains 6 classes of human-human interactions videos: shake-hands, point, hug, push, kick and punch. Ground truth labels for these interactions are provide. Each class contain 10 video. We use UTI#1 as the train and test dataset.

4.2 Implement detail

The implement of purpose model is based on Tensorflow[35]. We utilize an Adadelata optimize algorithm[36] to update the network variable. The original learning rate is initialized as 1 and the decay rate is set as 0.95. All the weights are initialized by truncated normal initializer with mean 0 and standard deviation 0.1 while bias are initialized with mean 0 and standard deviation 0.01. All the nets are with L2 regularizer and their weight-decays are set to 0.001.

In this work, we use optical flow to represent the temporal feature of a consequence of a videos. There are several algorithms to calculate the optical flow[34][35][36]. Since our goal is to extract the partial temporal information. So, the dense optical flow is our best choice. After comparing, we choose TV-L 1 optical flow[37] as our model's optical flow.

Two Data Augment method used in model are Random Clipping and Multi-scale Cropping. For multi-scale cropping, original video frames would randomly crop their size choose from 320,360,400, and then stack with original video sequence to input to encoder. All the input training frames would resize to 120x120 before feed to the network. For random clipping method, each video is clipped into a series of frames and we choose the frame randomly but in same order. In our experiment, we choose frame length is 64. The optical flow is compute by TVL1 algorithm implement in OpenCV package. For all the experiment, we adopt leave-one cross validation method to measure the performance of the datasets, like the experiment mentioned in[37]. That is, for each set, 3 sequences of segmented videos (45) are used for training and the remaining 15 videos are used for testing.

The complete process of training and testing are achieve on Titan X GPU with Xeon CPU.

4.3 Performance on UT-I datasets

Part1: compare of different training parameters

We first examine the effect of different training trick. In this part we want to find which parameters could improve the performance of video encoder. We investigate the advantage of pre-train method by pre-training model on UCF101 datasets and then fine-tuning on UTI datasets. To find out the impact of data augment, we utilize random clipping and multi scale method. To decrease the impact of over-fitting, we apply two different dropout probability, one is 0.9 and the other is 0.5. Finally, we evaluate the performance by the predicting accuracy. The result are summarized in table 1.

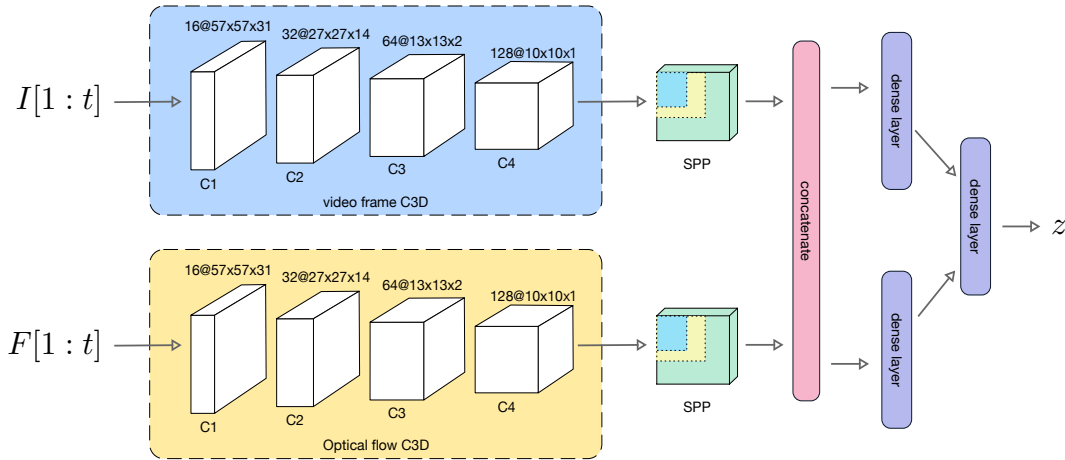


Fig. 6: the detail of encoder model

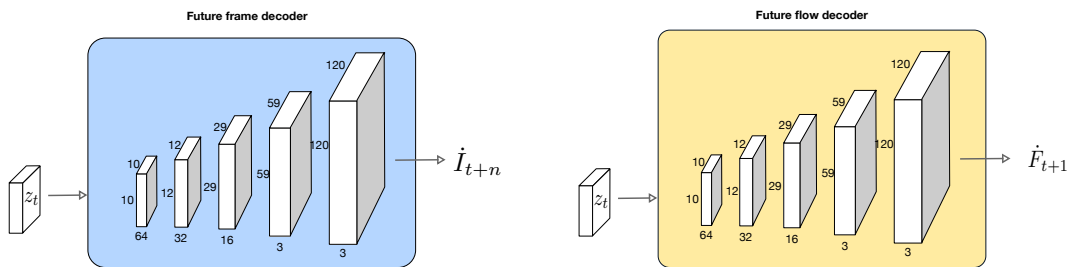


Fig. 7: the detail of decoder model

Pre-training in UCF101	Random clipping	Crop size	Dropout probability	Multi scale method	Accuracy
Yes	Yes	64	0.5	No	56.7%
No	Yes	64	0.5	No	20.0%
Yes	No	64	0.5	No	53.3%
Yes	Yes	120	0.5	No	58.3%
Yes	Yes	64	0.9	No	56.7%
Yes	Yes	120	0.9	No	58.3%
Yes	Yes	120	0.9	Yes	63.3%

TABLE 1: performance comparisons of different method. We compare different tricks in our experiments

As shown in the Table 1, we get the best performance with pre-train method, random clipping policy and multi-scale method, 120 crop size. The usage of pre-train method can significantly improve the model performance. It's mainly because traditional classifier should find a way to coverage but itself while pre-train method play a role as a guider to lead the classifier to a road more easily to coverage and thus reduce the time. Under the same condition, we gain nearly 40% with the pre-train method and the model have far better performance than training from scratch. In addition, we gain above 4% with random clipping meaning that it is a useful data augment trick. However, we get same predict accuracy with different dropout probability, means that the choice of high dropout probability have less impact in our experiment than others. Although multi scale method the accuracy reach a high mark, the high-computation and time consuming are unbearable to some extend. Therefore, we do not use this method commonly in next experiment.

Since pre-train method, low dropout, random clipping and 120 crop size method reveals one of the best results in the experiment, We utilize them for all remaining experiments in this paper.

Part2: The performance of different encoder and decoder

To exploit the optical flow effect on encoder model training, we augment an optical flow encoder and compare the result with single RGB input. The impact of optical flow in future representation learning is shown in Table2. As illustrate in the table, with optical flow input, the model performance achieve a incredible improvement. With the usage of optical flow, the improvement of accuracy could achieve more than 20%. This suggests that the temporal information which contain useful motion feature could effectively improve the model learning performance. We can conclude that the optical flow play an important role in learning future representation for action prediction.

Encoder	Decoder	Accuracy Ratio 0.5	Accuracy Ratio 1
RGB	Short term RGB	63.3%	68.3%
	Short term RGB + long term RGB	66.7%	71.7%
	Short term RGB + future optical flow	56.7%	61.7%
	Short term RGB + future optical flow	78.3%	81.7%
RGB + flow	Short term RGB	83.3%	86.6%
	Short term RGB + long term RGB	86.7%	88.3%
	Past RGB	83.3%	90.0%
RGB + flow (with multi scale)	Short term RGB + long term RGB	93.3%	95.0%

TABLE 2: the performance comparison of different encoder and decoder.

To evaluate the effect of the generated future hand-crafted feature, we compare our model with several kinds of the decoder. There is two kinds decoder component in our network setting: future RGB decoder and future optical flow decoder. Specifically, RGB decoder contains a normal future RGB generator(short-term RGB) and a long-term RGB generator. The comparison result is shown in table 2. There are four conclusions:

Firstly, a single generate future hand-craft feature could help boost the predicted accuracy. With the usage of RGB decoder, the accuracy could boost at least 3.3%. This is mainly because the existent of RGB decoder could help encoder capture more input video feature with a high causality to the future.

Secondly, the fusion decoder of future RGB and optical flow decoder could not boost the performance. On the contrary, this method gets worse performance than single future RGB decoder. This occurs may owe to the negative effect of overabundance features and we will discuss it further in the next section.

Thirdly, with long-short term future RGB generator, we can achieve the best improvement. This is mainly because that the long-short term future RGB generator could force the encoder to learn more future high connected feature from input video.

Last but not least, all the model performs better in ratio 1 than in ratio 0.5. Nevertheless, the longer frame it generates, the less increment it has. E.g. the RGB+Flow encoder with long-short term RGB decoder rises less than Short term RGB decoder from ratio 0.5 to 1. This mainly because when the keyframe reaches, the most important feature is known. The action prediction method degenerates into the action recognition method. So, the future generation network loses its effect. We will discuss it later. In particular, we can obtain the further performance with the multiscale method. This demonstrates the effectiveness of propose FL-VAE.

Part3: compare of different observe ratio

Fig 6. reveals the details of action prediction when tested on UTI#1. We ferret out that at first they are almost the same. That is natural because a model without any train can also get an accuracy about 20% and thus the low accuracy can not tell how the quality of the model. But when the ratio increases, their performances become different. The model with the multi-scale method raise the fastest from

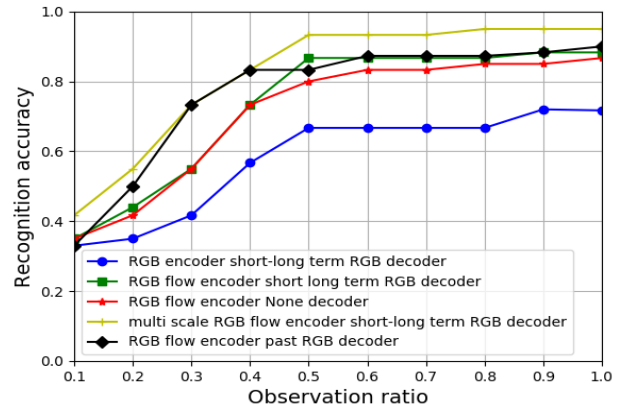


Fig. 8: Prediction results on UTI # 1

ratio 0.2 to 0.5. That shows the effect of data augment method. Something interesting is that after 0.5 ratio all the models do not raise their performances dramatically. That is because the fastest ascending regions are key frames region. And after this region, less useful information will exists in the videos and naturally their performance raise less. The two-stream encoder with long-short term RGB decoder at first overcome the two-stream encoder with past RGB decoder but finally loses is mainly because this kind of future prediction models are not so suitable when there is nothing can be predicted(full observation).

Part4: comparing with other state-of-the-arts

Our model compare with the stat-of-the-art models: including 1)Bag-of-words based methods: Dynamic BoW and Integral BoW[31].2)SVM method: Cuboid+SVMs[37] 3)Max margin action prediction method: Kong[7] 4)hierarchical representation method:Hierarchical movemes[45] 5)deep temporal features method:Ke 6)learning combinatorial sparse representations:Xu[46] 7)Poselet key-framing model: Poselet[6] and 8)discriminative patch based method: AAC[38].

From table 3 we can know that, our best method achieves favorable performance compared to other methods. The accuracy of Half observation is 93.3%, higher than the previous stat-of-the-art model:AAC whose accuracy is

Method	Half obser- vation(%)	Full obser- vation (%)
Dynamic BoW[31]	70	85
Integral BoW[31]	65	81.7
Cuboid+SVMs[37]	31.7	85
Kong [7]	78.33	95
Hierarchical movemes[45]	83.1	88.4
Ke[15]	83.33	-
Xu[46]	70	80
Poselet[6]	73.3	93.3
AAC[38]	91.67	96.67
Our method	93.3	95

TABLE 3: Activity prediction performance on UTI # 1 dataset

91.6%. Although the full observation accuracy of our model is not beat the best method- also AAC and its accuracy is 96.67% at this time, our model ,with 95% accuracy, is near to it. The reason why our method does not overcome AAC is mainly because the model is suitable for prediction rather than action recognition. Since it learns the future high connected features, our method will concentrate more on prediction. In all, our results are higher than most of the traditional methods as well as latest deep learning methods.

Runtime analysis

Pre-training on UCF101 takes 0.6 day for 3000 epoch. The usage of pre-train method reduce the training time from 0.4 to 0.2 day. Though pretrain itself wastes many time, it does speed up the convergence and low down the probability of over-fitting. As we mentioned above, using the multi scale method, the consume time would increase exponentially. The total consuming time is from 0.8 day to 3day. But it accelerates the convergence process and can reach the best result. Our propose method is more effective.

4.4 Performance on UCF101 datasets

Part1: The performance of different encoder and decoder
Our model performance result on UCF101 is shown in table 4. Same as UTI’s result, with RGB-flow encoder model we can obtain the better performance than single RGB encoder architecture. The accuracy improve nearly 20% with optical flow input. We also evaluate the model performance without pre-train stage which denote ‘None decoder’ in table 4. It demonstrate that accuracy would reduce by nearly 10% without decoder model, which prove the effectiveness of decoder. However, unlike the UTIs result, in UCF101 experiment long-short term decoder has similarity accuracy with short-term decoder. In addition, in UCF101 datasets the accuracy od Past-RGB decoder is close to short-term decoder and long-short term decoder. This is mainly because that many of video sequence in UCF101 are low prediction(could be predicted with less than 50% observation), so the effect of long-term decoder is not significant. Plus, we do not use multi-scale method because using this method in UCF101 dataset is too time-consuming.

Part2: numerical result of Mean-square error Table 5 show the result of the average single normalization image’s Mean-square error(MSE) in pre-train stage. The small numerical value demonstrate that the generated future video frame and future flow is close to ground true, which means that the latent variable z fits future high inuenced features well. Short-term RGB decoders MSE is closed to that of Past RGB decoder, which means that reconstruction and short-term generation have the error. But short-term generation outperforms reconstruction in prediction. This result strength the hypothesize that under the condition of the same network, generation does learn certain features which contain more useful information to predict the future.

Moreover, It is no surprise that long-term decoders MSE is large, for the the more deeper in the future, the less information we can grasp.

Part3: comparing with other state-of-the-arts

Also, we compare our method with stat-of-the-art model in UCF101, including 1): C3D+SVM and C3D+X2SVM[42] 2): IBOW[31], 3): MTSSVM[47] and 4):Deep Sequential Context Networks[41]. From table 6 we can conclude that our method get better performance compared to the other result. Almost compare method except Kong[41] achieve nearly 80% prediction accuracy with full observation. In comparison, our method achieve 86% prediction accuracy with only half observation due to the effect of future high inuenced features learned by Predictive learning model. The half observation accuracy of our method is higher than Kong[41] whereas lower than Kong[41] with full observation. This is mainly because that our Predictive learning model will concentrate more on prediction rather than recognition. In all, our results are higher than most of the traditional methods as well as latest deep learning methods.

5 DISCUSSION

As what we repeatedly emphasized above, the aim of our method is to use unsupervised learning aids action prediction. And two kind of unsupervised learning we use: One is reconstruction, the other is Generation.

The reconstruction method has been used by Qiu et al., who takes advantage of VAE as a replacement to Fisher Vector(FV)[40]. This FV-VAE method is similar to past RGB decoder our model, which learns distinct two videos automatically while the traditional FV uses Gaussian Mixture Model (GMM) to measure the similarity between the two sets. Similarly, Btepage et al. adopt the same idea- using deep representation learning to help aid human motion classification[39].

For Generation aids human action prediction, as far as we know, there is no any research uses this method to help the action prediction directly. But some scholars do this experiment in passing. Liang et al. Use this ideas but just mainly focus on the videos generation through Dual Motion GAN[24] without prediction.

Comparing with the state-of-the-art methods, we find that in fact many methods owns the same ideas. Extracting the features and using them for aids classification or cluster. Some use the statistical machine learning methods, like

Model	Runtime
RGB encoder Short term RGB decoder	0.6 day pre-train + 0.2 day train
RGB + flow encoder Short term RGB decoder	0.6 day pre-train + 0.2 day train
RGB + flow encoder None decoder	0.4 day train
RGB + flow encoder with multi scale Short term RGB + long term RGB decoder	About 3 days train

TABLE 4: Runtime of each typical model in UT#1

Encoder	Decoder	Accuracy Ratio 0.5	Accuracy Ratio 1
RGB	Short term RGB + long term RGB	62.0%	62.0%
	None	71.2%	75.0%
RGB + flow	Short term RGB + long term RGB	83.3%	86.6%
	Short term RGB	86.0%	86.8%
	Past RGB	85.5%	87.9%

TABLE 5: model performance on UCF101 datasets

Decoder	MSE
Short-term RGB decoder	0.07426
Long-term RGB decoder	0.08143
Past RGB decoder	0.07324
Optical flow decoder	0.1403

TABLE 6: MSE result in UCF101 datasets

BOW and SVM[37]. Others choose to learn the features and classification automatically, like AAC[38] and DSCN[41]. Our method is the same as learn feature extraction automatically but we focus on future high connected features.

The followings we will focus on some specific details:

A. Why using optical flow as decoder does not boost the accuracy well?

From the experiment mentioned above, we find that adding hand-crafted features(like the optical flow) to the decoder do not boost the accuracy of the model well while to

Method	Half observation(%)	Full observation (%)
C3D+SVM[41]	80.3%	81.6%
C3D+X2SVM[41]	81.0%	83.0%
IBOW[31]	74.3%	75.8%
MTSSVM[47]	82.4%	82.8%
MSSC[48]	61.3%	61.8%
Kong[41]	85.8%	87.6%
Our method	86.0%	86.8%

TABLE 7: activity prediction performance on UCF101 datasets

the encoder increase the models performance dramatically. So, why this happens?

In our point of views, since the Back Propagation from one feature will influence the others, we believe that the complicated features to reconstruct may harass the learning of the latent variables. When forcing the Variant AutoEncoder to learn the feature that is our human-made as well as the originally Image together, there may be too complicated for the Variant AutoEncoder. So, if we consider in this way, it will not surprise us that decoding more descriptors will make the predict performance worse.

B. Which generator is better? the past or future

As we emphasized before, After doing the experiments above, we find that generative model does improve the performance of the model. But there is no significant difference in the generative model between past generative model and the future generative model. There is one possible reason to explain it.

In UT dataset, it is the position of the key frame that is less than half of the videos.e.g, if the whole video is 200 frames long and the key frame is with the onset of the 90th frame. So, the significant features contained in videos are exposed to the past generative model and thus it can improve the accuracy well.We examine the videos and find out that the result does conform to our hypothesize.

Plus, the UCF-101 also Strengthen this hypothesize. Since In UCF-101, more than 70%(71 out of 101) videos are instantly predictable (the video can be predicted after only observing the beginning 10%) or early predictable (the video can be predicted if the beginning 50% portion of the video is observed) according to a research[41]. Therefore, since most of the videos get into key-frames after half observation, the advantage of learning the high connection future feature might not be so useful in this dataset.

Also, we are willing to discuss more the future generative model-why do this model improves its accuracy more slowly when the ratio gets nearer to 100%. It is also explained by the location of the Key Frames. Since the Key Frames already ended, the future high influenced features are no longer useful. So naturally, the past generator get the same results as the future generator. Moreover, we can find that the future generator not only learns the future high influenced features but also learn the features for present action recognition, for the future generative model do well in prediction its performance when the ratio is 100%.

C. Which tricks is cost-effective: Data Augment, high

drop-out or Two Stream Network?

Data augment is one of the most effective methods to improve the performance. Despite increase the training time, Random clipping and multi-scale cropping create more data and thus diminish the over-fitting of the model.

High dropout does not reveal a strong improvement of performance as mentioned in [33]. Perhaps it is because its effect is mainly based on the choice of the dataset or it is the pre-train method that replaces.

Combining the Optical Flow and the RGB information together through two-stream C3D is a super effective method in boosting the accuracy. In fact, the success of the model is principally contributed to two things: one is the future generative network while the other is the two-stream network.

In all, the contribution to the performance can be ranked as follows: future generative network, two-stream C3D, Data augment, high dropout.

6 CONCLUSION

We have represented the Future Representation Learning Variational AutoEncoder (FL-VAE). The main goal of FL-VAE is to learn to the certain future-important features, which have tight connections with future scenarios, automatically according to past known frames and uses these features to do the action prediction. Then, a variety of experiments were done to verify our claim and ferret out that the model with RGB and optical flow as input and long future RGB and short future RGB of output reach the highest mark among the models we proposed. Moreover, comparing with the state-of-the-art algorithms, our model performs well and thus prove that learning the future-important features can help increase the performance of the model.

Our future work is as follows. Firstly, Convolution LSTM will replace the C3D to attain more spatiotemporal relationships in the model. Secondly, the more effective generative model-GAN will be added to better learn a generative model and involved in representation learning. Thirdly, in fact, we are just doing the foundation usage of the frontier predictive learning [49]. Next time we will start from this experiment and focus more on the accessible as well as philosophic aspect of our predictive learning model.

REFERENCES

- [1] Shan, D., Qing, L., & Miao, J. (2016, November). Human Interaction Recognition by Mining Discriminative Patches on Key Frames. In *Asian Conference on Computer Vision* (pp. 352-367). Springer, Cham.
- [2] Kingma, Diederik P., and Max Welling. "Auto-encoding variational bayes." *arXiv preprint arXiv:1312.6114* (2013).
- [3] He, K., Zhang, X., Ren, S., & Sun, J. (2014, September). Spatial pyramid pooling in deep convolutional networks for visual recognition. In *European Conference on Computer Vision* (pp. 346-361). Springer, Cham.
- [4] Trong, N. P., Nguyen, H., Kazunori, K., & Le Hoai, B. (2017, July). A Comprehensive Survey on Human Activity Prediction. In *International Conference on Computational Science and Its Applications* (pp. 411-425). Springer, Cham.
- [5] Hoai, M., De la Torre, F.: Max-margin early event detectors. *Int. J. Comput. Vis.* 107(2), 191?202 (2014)
- [6] Raptis, M., Sigal, L.: Poselet key-framing: a model for human activity recognition. In: *The IEEE Conference on Computer Vision and Pattern Recognition (CVPR)*, June 2013
- [7] Kong, Y., Fu, Y.: Max-margin action prediction machine. *IEEE Trans. Pattern Anal. Mach. Intell.* 38(9), 1844?1858 (2016)
- [8] Lan, T., Chen, T.-C., Savarese, S.: A hierarchical representation for future action prediction. In: *Fleet, D., Pajdla, T., Schiele, B., Tuytelaars, T. (eds.) ECCV 2014. LNCS, vol. 8691, pp. 689?704. Springer, Cham (2014). doi:10.1007/978-3-319-10578-9 45*
- [9] Koppula, H.S., Saxena, A.: Anticipating human activities using object affordances for reactive robotic response. *IEEE Trans. Pattern Anal. Mach. Intell.* 38(1), 14?29 (2016)
- [10] Li, K., Hu, J., Fu, Y.: Modeling complex temporal composition of actionlets for activity prediction. In: *Fitzgibbon, A., Lazebnik, S., Perona, P., Sato, Y., Schmid, C. (eds.) ECCV 2012. LNCS, vol. 7572, pp. 286?299. Springer, Heidelberg (2012). doi:10.1007/978-3-642-33718-5 21*
- [11] Chakraborty, A., Roy-Chowdhury, A.K.: Context-aware activity forecasting. In: *Cremers, D., Reid, I., Saito, H., Yang, M.-H. (eds.) ACCV 2014. LNCS, vol. 9007, pp. 21?36. Springer, Cham (2015). doi:10.1007/978-3-319-16814-2 2*
- [12] Ma, S., Sigal, L., Sclaroff, S.: Learning activity progression in LSTMs for activity detection and early detection. In: *2016 IEEE Conference on Computer Vision and Pattern Recognition (CVPR)*, pp. 1942?1950, June 2016
- [13] Serena Yeung, Olga Russakovsky, Greg Mori, and Li Fei-Fei. End-to-end learning of action detection from frame glimpses in videos. In *CVPR*, 2016.
- [14] Vondrick, C., Pirsaviash, H., & Torralba, A. (2016). Anticipating visual representations from unlabeled video. In *Proceedings of the IEEE Conference on Computer Vision and Pattern Recognition* (pp. 98-106).
- [15] Ke, Q., Bennamoun, M., An, S., Boussaid, F., Sohel, F.: Human interaction prediction using deep temporal features. In: *Hua, G., J? egou, H. (eds.) ECCV 2016. LNCS, vol. 9914, pp. 403?414. Springer, Cham (2016). doi:10.1007/978-3-319-48881-3 28*
- [16] Zheng Shou, Dongang Wang, and Shih-Fu Chang. Temporal action localization in untrimmed videos via multi-stage cnns. In *CVPR*, 2016.
- [17] Vondrick, C., Pirsaviash, H., & Torralba, A. (2016). Anticipating visual representations from unlabeled video. In *Proceedings of the IEEE Conference on Computer Vision and Pattern Recognition* (pp. 98-106).
- [18] Donahue, J., Anne Hendricks, L., Guadarrama, S., Rohrbach, M., Venugopalan, S., Saenko, K., & Darrell, T. (2015). Long-term recurrent convolutional networks for visual recognition and description. In *Proceedings of the IEEE conference on computer vision and pattern recognition* (pp. 2625-2634).
- [19] Zhu, G., Zhang, L., Shen, P., & Song, J. (2017). Multi-modal Gesture Recognition Using 3D Convolution and

- Convolutional LSTM. IEEE Access.
- [20] Simonyan, K., & Zisserman, A. (2014). Two-stream convolutional networks for action recognition in videos. In *Advances in neural information processing systems* (pp. 568-576).
- [21] Shi, Y., Tian, Y., Wang, Y., & Huang, T. (2017). Sequential deep trajectory descriptor for action recognition with three-stream cnn. *IEEE Transactions on Multimedia*. Chicago
- [22] Liu, Y., Wu, Q., Tang, L., & Shi, H. (2017). Gaze-assisted Multi-stream Deep Neural Network for Action Recognition. IEEE Access.
- [23] Vondrick, C., Pirsivash, H., & Torralba, A. (2016). Generating videos with scene dynamics. In *Advances in Neural Information Processing Systems* (pp. 613-621).
- [24] Liang, X., Lee, L., Dai, W., & Xing, E. P. (2017). Dual Motion GAN for Future-Flow Embedded Video Prediction. arXiv preprint arXiv:1708.00284.
- [25] Walker, J., Marino, K., Gupta, A., & Hebert, M. (2017). The Pose Knows: Video Forecasting by Generating Pose Futures. arXiv preprint arXiv:1705.00053
- [26] Arjovsky, M., Chintala, S., & Bottou, L. (2017). Wasserstein gan. arXiv preprint arXiv:1701.07875.
- [27] Goodfellow, I., Pouget-Abadie, J., Mirza, M., Xu, B., Warde-Farley, D., Ozair, S., ... & Bengio, Y. (2014). Generative adversarial nets. In *Advances in neural information processing systems* (pp. 2672-2680).
- [28] Ji, S., Xu, W., Yang, M., & Yu, K. (2013). 3D convolutional neural networks for human action recognition. *IEEE transactions on pattern analysis and machine intelligence*, 35(1), 221-231.
- [29] Xue, Tianfan, et al. "Visual dynamics: Probabilistic future frame synthesis via cross convolutional networks." *Advances in Neural Information Processing Systems*. 2016.
- [30] Walker, Jacob, et al. "An uncertain future: Forecasting from static images using variational autoencoders." *European Conference on Computer Vision*. Springer International Publishing, 2016.
- [31] Ryoo, M.S.: Human activity prediction: early recognition of ongoing activities from streaming videos. In: 2011 International Conference on Computer Vision, pp. 1036-1043, November 2011
- [32] Tran, D., Bourdev, L., Fergus, R., Torresani, L., & Paluri, M. (2015). Learning spatiotemporal features with 3d convolutional networks. In *Proceedings of the IEEE international conference on computer vision* (pp. 4489-4497).
- [33] Varol, Gul, Ivan Laptev, and Cordelia Schmid. "Long-term temporal convolutions for action recognition." *IEEE Transactions on Pattern Analysis and Machine Intelligence* (2017).
- [34] Ryoo, M. S. and Aggarwal, J. K. UT-Interaction Dataset, ICPR contest on Semantic Description of Human Activities (SDHA) (2010)
- [35] Abadi, Mart'n, et al. "TensorFlow: Large-Scale Machine Learning on Heterogeneous Distributed Systems." (2016).
- [36] Abadi, Mart'n, et al. "TensorFlow: Large-Scale Machine Learning on Heterogeneous Distributed Systems." (2016).
- [37] Trong, N. P., Nguyen, H., Kazunori, K., & Hoai, B. L. (2017). A Comprehensive Survey on Human Activity Prediction. *International Conference on Computational Science and Its Applications* (pp.411-425). Springer, Cham.
- [38] Zhen Xu, Laiyun Qing, and Jun Miao. Activity auto-completion: Predicting human activities from partial videos. In *ICCV*, 2015.
- [39] Btepage, Judith, et al. "Deep representation learning for human motion prediction and classification." arXiv preprint arXiv:1702.07486 (2017)
- [40] Qiu, Zhaofan, Ting Yao, and Tao Mei. "Deep Quantization: Encoding Convolutional Activations with Deep Generative Model." arXiv preprint arXiv:1611.09502 (2016).
- [41] Yu, Kong, Z. Tao, and Y. Fu. "Deep Sequential Context Networks for Action Prediction." *CVPR* 2017.
- [42] Erhan, Dumitru, et al. "Why does unsupervised pre-training help deep learning?." *Journal of Machine Learning Research* 11.Feb (2010): 625-660.
- [43] Polson, Nicholas, and Vadim Sokolov. "Deep Learning: A Bayesian Perspective." arXiv preprint arXiv:1706.00473 (2017).
- [44] Soomro, Khurram, Amir Roshan Zamir, and Mubarak Shah. "UCF101: A dataset of 101 human actions classes from videos in the wild." arXiv preprint arXiv:1212.0402 (2012).
- [45] Lan, Tian, T. C. Chen, and S. Savarese. "A Hierarchical Representation for Future Action Prediction." *European Conference on Computer Vision* Springer, Cham, 2014:689-704.
- [46] Xu, K., Qin, Z., Wang, G.; Human activities prediction by learning combinatorial sparse representations. In: 2016 IEEE International Conference on Image Processing (ICIP), pp. 724728, September 2016
- [47] Y. Kong, D. Kit, and Y. Fu. Adiscriminative model with multiple temporal scales for action prediction. In *ECCV*, 2014.
- [48] Z. Cao, D. Barrett, A. Barbu, S. Narayanaswamy, H. Yu, A. Michaux, Y. Lin, S. Dickinson, J. Siskind, and S. Wang. Recognizing human activities from partially observed videos. In *CVPR*, 2013.
- [49] Deep Predictive Learning: A Comprehensive Model of Three Visual Streams