

Machine Learning Approaches for Traffic Volume Forecasting: A Case Study of the Moroccan Highway Network

Abderrahim KHALIFA `abderrahimkhalifa@student.emi.ac.ma`^{*},
 Younes IDSOUQUOU `younesidsouguou@student.emi.ac.ma`^{*},
 Loubna BENABBOU `benabbou@emi.ac.ma`^{*}, and
 Mourad ZIRARI `zirari.mourad@adm.co.ma`^{**}

^{*}Department of Industrial Engineering, Ecole Mohammadia d'Ingenieurs, Mohammed V University, Rabat, Morocco

^{**}Department of Information Systems, Societe Nationale des Autoroutes du Maroc S.A, Rabat, Morocco

March 13, 2022

Abstract

In this paper, we aim to illustrate different approaches we followed while developing a forecasting tool for highway traffic in Morocco. Two main approaches were adopted: Statistical Analysis as a step of data exploration and data wrangling. Therefore, a beta model is carried out for a better understanding of traffic behavior. Next, we moved to Machine Learning where we worked with a bunch of algorithms such as Random Forest, Artificial Neural Networks, Extra Trees, etc. yet, we were convinced that this field of study is still considered under state of the art models, so, we were also covering an application of Long Short-Term Memory Neural Networks.

1 Introduction

Highway traffic forecasting is a challenging research area in developing countries. The quality of forecasting is a key consideration as it leads to many useful applications, such as designing and upgrading highway networks, improving traffic safety, managing increasing congestion, and reducing alarming environmental pollution [1, 2, 3, 4, 5, 6]. Furthermore, the availability of accurate and reliable traffic information renders developing Intelligent Transporting Systems (ITS) more successful with a real impact for both transportation agencies and

Highway users [1]. ITS can play a key role in developing country, by elaborating applications related to the facilitation of transport to improve sustainable development outcomes [7]

Applying only classical statistical models, such as Autoregressive Integrated Moving Average (ARIMA), for forecasting by-passes important issues such as: (i) processing outliers, missing and noisy data [8]. (ii) depicting high dimensional and non-linear relationship [9] iii) spatiotemporal evolution of traffic [10, 11, 12, 13]. In this paper we take a complementary stance and we apply machine learning algorithms for predicting traffic in Moroccan Highway to illustrate the benefits of applying Machine Learning techniques for forecasting in developing country. Section 2 presents the case study with data exploration for a better understanding of the nature of data and the traffic behavior. Section 3 focuses on the presentation of used machine learning methods. Application and results interpretation will be discussed in section 4.

2 Problem description

Between 2008 and 2015, the Moroccan highway network has known a great growth going from 850 km to 1400 km, and it will be more likely to grow in the few coming years. So as to do up with the increasing transport demand, knowing we have a 4 years of daily historical traffic volumes data at each network's toll station, we aim to predict on what would be the daily traffic volumes for the next two years. We have 3 classes of vehicles:

- **TC1:** Light and small vehicles (Cars, Bikes)
- **TC2:** Medium vehicles (Vans, Trucks ...)
- **TC3:** Heavy vehicles (Trailer trucks, Buses ...)

In the data exploration, we noticed the presence of some anomalies on the data. There were some abnormal peaks and trends and in some cases the absence of traffic for a period of time. We explain these strange behaviors in data with many factors. First of it, by matching the data with the calendar we notice some national events where the traffic is influenced right before and after the event which results in a instant trend that collapses gradually. Also, we found some other punctual phenomenon that affects the traffic on a specific date which results in peaks or absence of traffic for a given period, i.e New Year's Eve.

In order to deal with these anomalies, we adopted a data filter after trying several methods like : Moving average, Exponential moving average, and Deseasonalization.

This filter is median based on a window of 5 days, and from the figure above we see its robustness against outliers.

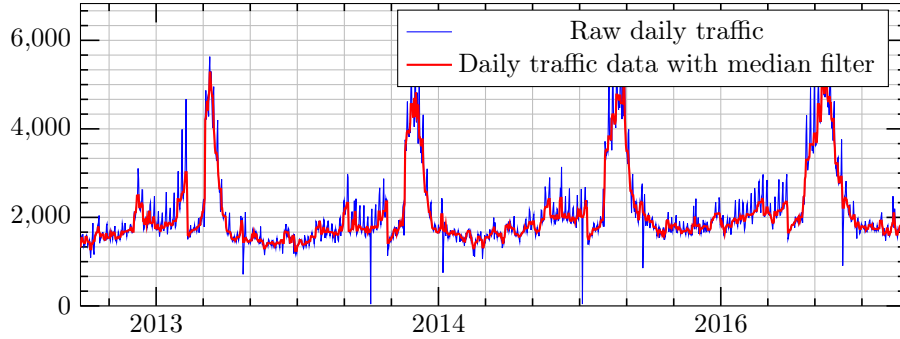


Figure 1: daily traffic without smoothing and its correction with the median filter

3 Used methods

Our first attempt was mainly based on statistical models (Holt-Winters, ARIMA ...), but it comes to give a poor performance on most stations. This was due to the high nonseasonal variations in the data that these traditional models couldn't explain.

Next, we set out to move on something new and more advanced in modeling. We started out by adopting some machine learning techniques after trying several algorithms and figured out the ones with the best accuracy rates. We short-list here the algorithms used in this study.

Random Forest: It is a supervised classification algorithm. As the name suggest, this algorithm creates the forest with a number of trees. In general, the more trees in the forest the more robust the forest looks like. In the same way in the random forest classifier, the higher the number of trees in the forest gives the high accuracy results. Its main parameters are : the number of trees in the forest, the number of features to consider when looking for the best split, the minimum number of samples needed to split an internal node and the minimum number of samples required to be at a leaf node [14].

Extra trees: Also known as the extremely randomized trees it's a tree-based method for supervised classification where splits are performed totally or partially at random [15].

Multi-layer Perceptron: An MLP is a network of simple neurons called perceptrons. The perceptron computes a single output from multiple real-valued inputs by forming a linear combination according to its input weights and then possibly putting the output through some nonlinear activation function. Multi-layer Perceptron is sensitive to feature scaling, so it is highly recommended to scale the data, like scaling each attribute on the input vector $X \in [0, 1]$ or $[-1, +1]$, or standardize it to standard normal distribution. Its parameters are : The regularization parameter, The number of hidden layers and number of neurons within each layer and Maximum number of iterations [16, 17].

AdaBoost: It can be used in conjunction with many other types of learning

algorithms to improve their performance. The output of the other learning algorithms **weak learners** is combined into a weighted sum that represents the final output of the boosted classifier. its parameters are : The number of estimators and learning rate [18, 19].

Before starting to use these algorithms we manipulated the data so as to design the learning matrix which will be the input of the used algorithms. To remind the initial data we had : **YEAR, MONTH, DATE, TC1, TC2, TC3**.

So as to make this matrix much more interesting to a learning algorithm we added some extra columns by exploding the column **date** as shown in the following table:

Table 1: Data Structure

Attributes							
STATION_CODE	YEAR	MONTH	WEEK	DAY	DAY_OF_WEEK	DAY_OF_YEAR	IS_WEEKEND
Integer	Integer	Integer	Integer	Integer	Integer	Integer	Boolean

Even if the **DAY_OF_WEEK** attribute seems to be integer but it's somehow a categorical variable that is indicating the day of the week using a number ranging from 0 to 6. Learning with a column like this one, supposes that the days influence the traffic in an equal way which isn't right. Then, in order to let the algorithm to learn the impact of each day on the outcome, we consider some additional dummy variables (7 variables) which correspond to a given day of the week.

Long Short Term Memory networks or **LSTM** are a special kind of Recurrent Neural Networks, capable of learning long-term dependencies. LSTMs are explicitly designed to avoid the long-term dependency problem. Remembering information for long periods of time is practically their default behavior, not something they struggle to learn [20].

The previous approach described above is not compatible with LSTM Networks. Therefore, we have to reconstruct our learning matrix. All the columns we used before seems to be not useful at this stage since with LSTM we only need the historical traffic values on a given station. We have two kinds of forecasts using LSTM: One-step forecasts where we predict the next value for a serie of measures, and Multi-steps forecasts where we predict multiple values at a time. Both techniques requires as an input the past measured values within a lookback range.

At this stage, we explained that the statistical models were unable to give good prediction results. That's why we moved to machine learning techniques that are somehow more sophisticated. These algorithms need a well designed learning matrix. It was done by exploding the date attribute to many explanatory variables and also by adding some dummy variables at categorical in order to give the model more flexibly. Finally, we tried out the LSTM neural network that is also good at predicting time series especially with the underlying memory kept behind. It requires also a specific learning matrix design which is focused on a shifted target variable measure at the input. Next, we will all apply these algorithm and find out which one is give the best results.

4 Application

In this section, we will be using algorithms discussed in the previous part to forecast the volumes. We focused only on the "light vehicles" class to make predictions on a given toll station. So we will be presenting resulting prediction graph for each algorithm with it's actual parameters.

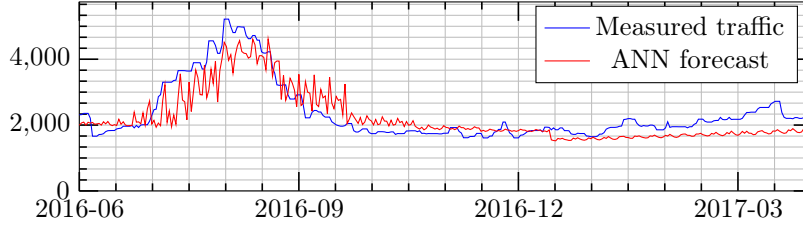


Figure 2: Traffic forecasting using MLP
(hidden_layer_sizes=(200,100,100,200,100,200), alpha=0.01, max_iter=80000,
batch_size=40)

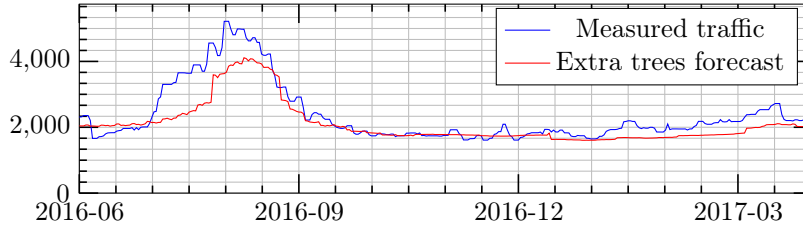


Figure 3: Traffic forecasting using ExtraTrees (n_estimators=100,
min_sample_split=10, min_sample_leaf=13,
max_features=0.75*n_features)

Plots for Adaboost and LSTM application are listed on the Appendix.

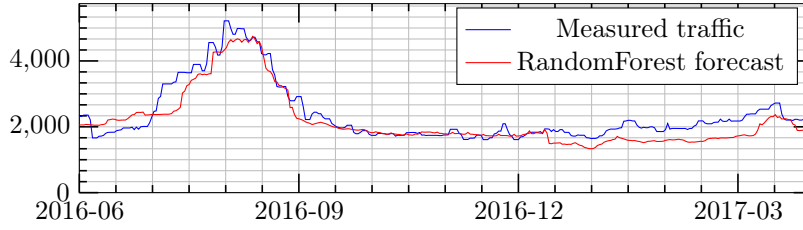


Figure 4: Traffic forecasting using RandomForest ($n_estimators=5000$, $min_sample_split=2$, $min_sample_leaf=1$, $max_features=sqrt(n_features)$)

Now that we have the predictions using various algorithms, it's time to compare the performance of each algorithm and choose the best one. We have here a table comparing accuracy of each model.

Table 2: Performace summary based on SMAPE metric

Models				
MLP	RandomForest	AdaBoost	ExtraTrees	LSTM
17%	13.4%	15%	12.8%	19%

We can figure out now that all these models are somehow interesting. So as to increase their performance, we need to get through some advanced techniques. That is to say making combination of them using "Ensemble Methods" (Bagging, Boosting, Stacking).

Appendix

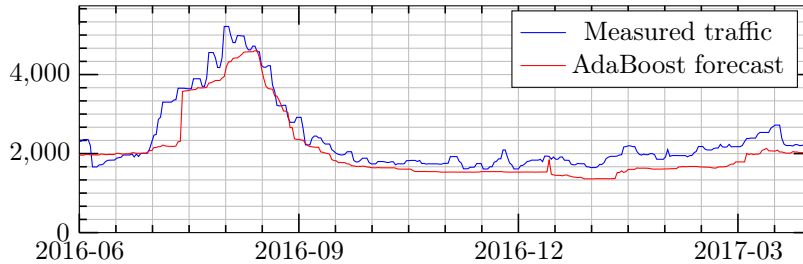


Figure 5: Traffic forecasting using AdaBoost ($n_estimators=10000$, $learning_rate=1$)

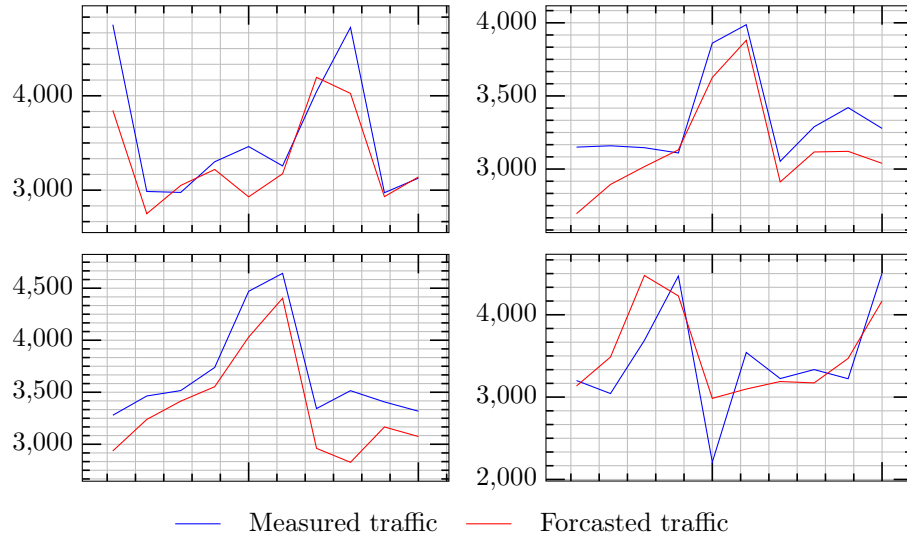


Figure 6: Traffic forecasting using LSTM with 10 steps ahead, LSTM (Epoch=1000, LSTM_hidden_layer_sizes=(100,100,100,100), activation="linear", lookback=100, lookforward=10)

References

- [1] X. Ma, Z. Tao, Y. Wang, H. Yu, and Y. Wang, "Long short-term memory neural network for traffic speed prediction using remote microwave sensor data," vol. 54, pp. 187–197, 05 2015.
- [2] S. Ravi Chandra and H. Al-Deek, "Predictions of freeway traffic speeds and volumes using vector autoregressive models," vol. 13, pp. 53–72, 04 2009.
- [3] M. T. Asif, J. Dauwels, C. Y. Goh, A. Oran, E. Fathi, M. Xu, M. M. Dhanya, N. Mitrovic, and P. Jaillet, "Spatiotemporal patterns in large-scale traffic speed prediction," *IEEE Transactions on Intelligent Transportation Systems*, vol. 15, pp. 794–804, April 2014.
- [4] J. Hua and A. Faghri, "Applications of artificial neural networks to intelligent vehicle-highway systems," *Transportation Research Record*, vol. 1453, pp. 83–90.
- [5] S. Huang and A. Sadek, "A novel forecasting approach inspired by human memory: The example of short-term traffic volume forecasting," vol. 17, pp. 510–525, 10 2009.
- [6] S. I.-J. Chien and C. Kuchipudi, "Dynamic travel time prediction with real-time and historic data," vol. 129, pp. 608–616, 11 2003.

- [7] U. N. Economic, S. C. for Asia, and the Pacific (ESCAP), “Intelligent transportation systems for sustainable development in asia and the pacific.” Working paper, 2016.
- [8] M. Karlaftis and E. Vlahogianni, “Statistical methods versus neural networks in transportation research: Differences, similarities and some insights,” vol. 19, pp. 387–399, 06 2011.
- [9] E. Vlahogianni, J. Golias, and M. Karlaftis, “Short-term traffic forecasting: Overview of objectives and methods,” vol. 24, pp. 533–557, 09 2004.
- [10] S. Ishak, P. Kotha, and C. Alecsandru, “Optimization of dynamic neural network performance for short-term traffic prediction,” *Transportation Research Record: Journal of the Transportation Research Board*, no. 1836, pp. 45–56, 2003.
- [11] J. Van Lint, S. Hoogendoorn, and H. Van Zuylen, “Freeway travel time prediction with state-space neural networks: modeling state-space dynamics with recurrent neural networks,” *Transportation Research Record: Journal of the Transportation Research Board*, no. 1811, pp. 30–39, 2002.
- [12] J. Van Lint, S. Hoogendoorn, and H. J. van Zuylen, “Accurate freeway travel time prediction with state-space neural networks under missing data,” *Transportation Research Part C: Emerging Technologies*, vol. 13, no. 5, pp. 347–369, 2005.
- [13] H. Liu, H. van Zuylen, H. van Lint, and M. Salomons, “Predicting urban arterial travel time with state-space neural networks and kalman filters,” *Transportation Research Record: Journal of the Transportation Research Board*, no. 1968, pp. 99–108, 2006.
- [14] L. Breiman, “Random forests,” *Machine learning*, vol. 45, no. 1, pp. 5–32, 2001.
- [15] P. Geurts, D. Ernst, and L. Wehenkel, “Extremely randomized trees,” *Machine learning*, vol. 63, no. 1, pp. 3–42, 2006.
- [16] I. J. Goodfellow, Y. Bengio, and A. C. Courville, “Deep learning. adaptive computation and machine learning,” 2016.
- [17] T. Hastie, R. Tibshirani, and J. Friedman, “The elements of statistical learning: Data mining, inference, and prediction,” *Biometrics*, 2002.
- [18] Y. Freund and R. E. Schapire, “A desicion-theoretic generalization of on-line learning and an application to boosting,” in *European conference on computational learning theory*, pp. 23–37, Springer, 1995.
- [19] V. Bjorn, C. Soutar, K. Irsch, D. Guyton, A. Burrows, J. Cohn, R. Austin Hicklin, A. Kumar, T. Singh Mundra, A. Kumar, F. Min, J. Suo, S. Zhu, Y.-h. Li, and M. Savvides, “Adaboost,” 01 2009.

- [20] S. Hochreiter and J. Schmidhuber, “Long short-term memory,” *Neural computation*, vol. 9, no. 8, pp. 1735–1780, 1997.