

Optimal Index Codes via a Duality between Index Coding and Network Coding

Ashok Choudhary, Vamsi Krishna Gummadi, Prasad Krishnan
Signal Processing and Communications Research Centre,
International Institute of Information Technology, Hyderabad.

Email: {ashok.choudhary@research,vamsi.gummadi@research,prasad.krishnan@}iiit.ac.in

Abstract—In Index Coding, the goal is to use a broadcast channel as efficiently as possible to communicate information from a source to multiple receivers which can possess some of the information symbols at the source as side-information. In this work, we present a duality relationship between index coding (IC) and multiple-unicast network coding (NC). It is known that the IC problem can be represented using a side-information graph G (with number of vertices n equal to the number of source symbols). The size of the maximum acyclic induced subgraph, denoted by $MAIS$ is a lower bound on the broadcast rate. For IC problems with $MAIS = n - 1$ and $MAIS = n - 2$, prior work has shown that binary (over \mathbb{F}_2) linear index codes achieve the $MAIS$ lower bound for the broadcast rate and thus are optimal. In this work, we use the duality relationship between NC and IC to show that for a class of IC problems with $MAIS = n - 3$, binary linear index codes achieve the $MAIS$ lower bound on the broadcast rate. In contrast, it is known that there exists IC problems with $MAIS = n - 3$ and optimal broadcast rate strictly greater than $MAIS$.

I. INTRODUCTION

Index Coding (IC), introduced in [1], considers the problem of efficiently broadcasting a number of messages available at a source, to receivers that already possess some prior knowledge of the messages. Index coding problems where each receiver demands a unique message are called *single unicast* and are the most widely studied class. In this paper, we consider single unicast index coding.

Formally, the single-unicast IC problem (over some finite field \mathbb{F}) consists of a broadcast channel which can carry symbols from \mathbb{F} , along with a source with n messages denoted by $\mathcal{X} = \{x_i, i \in [n] \triangleq \{1, \dots, n\}\}$ and n receivers each demanding a unique message. The messages are modelled as t -length vectors over \mathbb{F} . For $j \in [n]$, receiver j has a subset $S(j) \subset \mathcal{X}$ as prior side-information messages.

For a message vector $\mathbf{x} \in \mathbb{F}^{nt}$, the source transmits a l -length codeword $\mathbb{E}(\mathbf{x})$ (the function $\mathbb{E} : \mathbb{F}^{nt} \rightarrow \mathbb{F}^l$, is known as the *index code*), such that all the receivers can recover their demands. The quantity l is known as the *length of the code* \mathbb{E} . The *transmission rate* of the code is defined as $\frac{l}{t}$. If $t = 1$, then the index code is known as a *scalar index code*, else it is known as a *vector index code*. A linear encoding function \mathbb{E} is also called a *linear index code*. The goal of index coding is to find optimal index codes, i.e., those with the minimum possible transmission rate. For an index coding problem \mathcal{I} (over \mathbb{F}_q) with t -length messages, let $\beta_q(t, \mathcal{I})$ denote the length

of an optimal vector index code. The *broadcast rate* [2] is then $\beta_q(\mathcal{I}) = \lim_{t \rightarrow \infty} \frac{\beta_q(t, \mathcal{I})}{t}$.

A given single unicast index coding problem \mathcal{I} can be modelled using a directed graph called the *side-information graph* [3], denoted by $G_{SI}(\mathcal{V}_{SI}, \mathcal{E}_{SI})$, where the set of vertices $\mathcal{V}_{SI} = [n]$, identified with the set of message symbols, represents also the set of receivers (each demanding a unique message). A directed edge (j, i) in \mathcal{E}_{SI} indicates the availability of the message symbol x_j as side-information at the receiver i (which demands message symbol x_i). It was shown in [3] that the length of any optimal scalar linear index code (over \mathbb{F}_q) is equal to a property of the graph G_{SI} called the minrank, denoted by $mrk_q(G_{SI})$. While computing $mrk_q(G_{SI})$ is known to be NP-hard [5] in general, several authors have given lower bounds and upper bounds for the quantity, as well as specific graph structures for which the bounds are met with equality (see for example, [2]–[4]). From [2]–[4], we know that given a single unicast IC problem \mathcal{I} on G_{SI} (with n message vertices), we have the following.

$$MAIS = n - \tau \leq \beta_q(\mathcal{I}) \leq mrk_q(G_{SI}) \leq n - \nu, \quad (1)$$

where $MAIS$ is the size of the maximum acyclic induced subgraph of G_{SI} , τ is the minimum number of vertices that have to be removed to make G_{SI} acyclic, and ν is the maximum number of disjoint directed cycles of G_{SI} . All the above quantities are NP-hard to compute for general graphs [5], [6]. It has been shown in [7] that for the case of side-information graphs with $\tau \in \{1, 2\}$, optimal binary scalar linear index codes of length $n - \tau$ can be constructed.

In this work we consider the case of constructing binary scalar linear index codes of length $n - 3$ for a subclass of index coding problems with $\tau = 3$. Towards this end, we first show using a matroid theoretic argument that a linear index code for a given IC problem is dual to linear network code for an associated multiple unicast NC problem. Dual relationships of IC problems and distributed storage were discussed in [8], [9], while the connection of network coding and index coding were discussed in [9]–[11]. Though the duality presented in this paper is closely related to the results in [8], [9] and can be interpreted as being loosely connected to the ideas of [9], the explicit connection to network coding as given in this paper is novel and enables us to show our results on optimal binary codes. Using this connection, we show that for a class of IC problems with $\tau = 3$, there exist linear codes over \mathbb{F}_2 of length equal to $MAIS = n - 3$, which can be easily generalized to

any field. In contrast, it has been shown in [12] that for the undirected side-information graph (in which an edge $\{i, j\}$ indicates directed edges (i, j) and (j, i)) which is a 5-cycle, we have $\tau = 3$ but $\beta_q = 2.5$ (for any \mathbb{F}_q) which is strictly greater than $MAIS = 2$.

The organization of this paper is as follows. In Section II, we establish the duality properties of matroids associated with index codes, and in Section III, we use these properties to show that a feasible network code on a particular graph is dual to a valid index code for a given side-information graph. Using this connection, we show in Section IV and Section V that for IC problems with n messages and $MAIS = n - 3$ satisfying some properties (we call such IC problems as *Class IIa problems*), optimal linear index codes over \mathbb{F}_2 of length $MAIS$ can be constructed. The index code constructed can also be easily seen to be independent of the field size. This is accomplished by listing out all possible configurations within Class IIa IC problems (Section V).

A. Notations and Terminology

For sets A and B , $A \setminus B$ is the set of elements in A but not in B . \mathbb{F} denotes a finite field. For a positive integer m , let $[m] = \{1, \dots, m\}$. The vertex and edge sets of a directed graph \mathcal{G} are denoted by $\mathcal{V}(\mathcal{G})$ and $\mathcal{E}(\mathcal{G})$ respectively. An edge from vertex i to j in a directed graph is denoted as (i, j) . For an edge $e = (i, j)$, $\text{head}(e) = j$ and $\text{tail}(e) = i$. Throughout this paper, only simple directed graphs are used. On a directed graph G , a path p of length $(l - 1)$ from vertices v_1 to v_l , denoted by $v_1 \xrightarrow{p} v_l$ (thus identifying the start and end vertices), is a ordered l -tuple of distinct vertices $(v_1, \dots, v_{l-1}, v_l)$ such that there is a directed edge between every two consecutive vertices. Subpaths of such paths can be written as $v_i \xrightarrow{p} v_j$, for any $1 \leq i < j \leq l$. We denote some path from v to w as $v \rightarrow w$. For two paths p, q , the set of vertices that are common to p and q is denoted by $p \cap q$. Let $u \xrightarrow{p} v$ and $v \xrightarrow{q} w$ be two paths with the only common vertex being v . Then the natural union of these paths can be written as $u \xrightarrow{p \cup q} w = u \xrightarrow{p} v \xrightarrow{q} w$. We can also extend this beyond two paths naturally. A vertex v is said to be in the *upstream* (equivalently, *downstream*) of vertex w if there exists some path from v to w (from w to v). A cycle of length l in a directed graph has the same definition for a path except that start and end vertices are identical. A trail can be a cycle or a path.

II. PRELIMINARIES

A. Matroids

We provide some basic definitions and results from matroid theory. For more details, the reader is referred to [13].

Definition 1 (Matroids). *Let E be a finite set. A matroid \mathcal{M} on E (called the ground set of \mathcal{M}) is an ordered pair (E, \mathcal{I}) , where the set \mathcal{I} is a collection of subsets (called independent sets) of E satisfying the following three conditions*

- 1) $\emptyset \in \mathcal{I}$.
- 2) If $X \in \mathcal{I}$ and $X' \subseteq X$, then $X' \in \mathcal{I}$.

- 3) If X_1 and X_2 are in \mathcal{I} and $|X_1| < |X_2|$, then there is an element e of $X_2 - X_1$ such that $X_1 \cup e \in \mathcal{I}$.

For $X \subseteq E$, the rank function $r(\cdot)$ of a matroid is a function which associates to X an integer which is the size of a maximal independent subset of X . An set $X \in \mathcal{I}$ such that $r(X) = r(E)$ is called a basis for \mathcal{M} .

Definition 2 (Vector matroid). *Let A be a matrix over some field \mathbb{F} . The ordered pair (E, \mathcal{I}) where E consists of the set of column labels of A , and \mathcal{I} consists of all the subsets of E which index columns that are linearly independent over \mathbb{F} is a matroid called the vector matroid associated with A .*

Definition 3 (Dual matroid). *Let $\mathcal{M} = (E, \mathcal{I})$ be a matroid. Then the set $\{E - B : B \text{ is a basis of } \mathcal{M}\}$ forms the set of bases of a matroid on $E(\mathcal{M})$, defined as the dual matroid of \mathcal{M} denoted as \mathcal{M}^* (note that $(\mathcal{M}^*)^* = \mathcal{M}$). Let r^* be the rank function of \mathcal{M}^* . It can be shown that, for any $X \subseteq E$,*

$$r^*(X) = |X| - r(E) + r(E - X). \quad (2)$$

The dual matroid of a vector matroid of a matrix A (over some field \mathbb{F}) is also a vector matroid of a matrix over the same field \mathbb{F} . In particular, if A is a $k \times n$ matrix with rank k , the dual matroid is a vector matroid of a $(n - k) \times n$ matrix with rank $n - k$.

B. Multiple unicast network coding

A multiple unicast network coding problem on a acyclic network (see [14], for example) consists of an acyclic graph G_{NC} representing the network, a set of n source vertices generating one message (a symbol from \mathbb{F} each, denoted by $\{x_i : i \in [n]\}$) and a set of n receiver vertices demanding the corresponding symbol generated by the source. The edges in the network have capacity of one symbol from \mathbb{F} per unit time. In the linear network coding framework [15], the vertices of the network are allowed to transmit linear combinations of the incoming symbols on their outgoing edges. A linear network code can be defined by the coefficients (called *local encoding coefficients*) of these linear combinations taken at the network vertices.

Given the set of all local encoding coefficients, we can associate with every edge e a column-vector \mathbf{f}_e (called the *global encoding vector* of e) such that if \mathbf{x} is the row-vector of messages then the symbol flowing on edge e can be obtained as $\mathbf{x} \mathbf{f}_e$. A linear network code can also be specified by set of all *global encoding vectors*. Furthermore, we can associate the standard basis vectors of \mathbb{F}^n with the n source symbols. As the symbols on any edge e are linear combinations of those in the incoming edges of $\text{tail}(e)$, it is clear that the following conditions hold.

- *Flow conservation condition:* \mathbf{f}_e is a linear combination of $\{\mathbf{f}_{e'} : \text{head}(e') = \text{tail}(e)\}$.

A network code is said to be *feasible* if all the receivers can decode their respective demand. For linear multiple unicast network codes, a receiver demanding x_i can decode successfully if a linear combination of the corresponding incoming global encoding vectors gives the i^{th} standard basis from \mathbb{F}^n .

C. The Matroid Theoretic Dual of an Index Code

The following lemma is well known in different forms from prior work (for instance, [16]). It is essentially a decodability criterion. The phrasing here is however in terms of the rank of specific sets in the vector matroid associated with an index code for G_{SI} . We skip the proof as it is straightforward.

Theorem 1. *Let B be denote a $k \times n$ ($k \leq n$) matrix over \mathbb{F} , where $n = |\mathcal{V}(G_{SI})|$. Let $r(\cdot)$ be the rank function of $\mathcal{M}[B]$. Then the following statements are equivalent (equating the ground set of $\mathcal{M}[B]$ with $\mathcal{V}(G_{SI})$).*

- 1) B is a valid index coding matrix for G_{SI} .
- 2) For all $v \in \mathcal{V}(G_{SI})$, we have

$$\begin{aligned} r(\mathcal{V}(G_{SI}) \setminus S(v)) &= r(v) + r(\mathcal{V}(G_{SI}) \setminus \{S(v) \cup v\}) \\ &= 1 + r(\mathcal{V}(G_{SI}) \setminus \{S(v) \cup v\}). \end{aligned} \quad (3)$$

We now give a result which gives the condition for a given vector matroid to be an index code, based on its dual matroid of this code. This result can be obtained from [8], [9]. However we give a simple proof here based on matroid theory.

Theorem 2. *Let C be a $(n - k) \times n$ matrix over \mathbb{F} with rank $n - k$ (with its columns indexed by $\mathcal{V}(G_{SI})$). Let r^* be the rank function of $\mathcal{M}[C]$. Let $B_{k \times n}$ be a matrix of rank k such that $\mathcal{M}[B]$ is the dual matroid of $\mathcal{M}[C]$. Then B denotes a valid index code for G_{SI} if and only if*

$$r^*(v \cup S(v)) = r^*(S(v)), \forall v \in \mathcal{V}(G_{SI}). \quad (4)$$

Proof: Suppose (4) holds. Let r be the rank function of $\mathcal{M}[B]$. It is sufficient then to prove that (3) holds in Theorem 1. We have

$$\begin{aligned} r(\mathcal{V}(G_{SI}) \setminus S(v)) &\stackrel{\text{by (2)}}{=} |\mathcal{V}(G_{SI}) \setminus S(v)| - r^*(\mathcal{V}(G_{SI})) + r^*(S(v)). \\ &\stackrel{\text{by (4)}}{=} |\mathcal{V}(G_{SI}) \setminus \{S(v) \cup v\}| + 1 - r^*(\mathcal{V}(G_{SI})) + r^*(S(v) \cup v) \\ &\stackrel{\text{by (2)}}{=} 1 + r(\mathcal{V}(G_{SI}) \setminus \{S(v) \cup v\}). \end{aligned}$$

In the same way, we can use (3) and (2) to show that (4) holds. We leave this part to the reader. \blacksquare

III. A RELATIONSHIP OF INDEX CODING WITH NETWORK CODING

For a given single-unicast index coding problem (with $MAIS = (n - \tau)$ being the lower bound on the rate), we associate a multiple unicast network coding problem and show that a scalar linear network code for the NC problem corresponds to a scalar linear index code of length = $MAIS$ (and hence an optimal index code) for given IC problem.

We first choose some set of τ vertices, $\mathcal{V}_\tau \subset \mathcal{V}(G_{SI})$, such that removing \mathcal{V}_τ makes G_{SI} acyclic. We proceed by generating an acyclic graph G_{NC} and an associated multiple unicast problem on G_{NC} corresponding to the side information graph G_{SI} as follows.

- For each vertex $v \in \mathcal{V}(G_{SI})$, a pair of vertices, denoted by v and v' , is created in G_{NC} . The vertices v and v' in G_{NC} are connected by a edge (which we call a ‘coding edge’). For any $w \in \mathcal{V}_\tau$, the vertices $w \in \mathcal{V}(G_{NC})$ are

assigned as the *source nodes* of G_{NC} , each of which generates a unique message (from \mathbb{F}) independently of other sources.

- For all $w \notin \mathcal{V}_\tau$, for all $v \in S(w) \subset \mathcal{V}(G_{SI})$, we create an edge (v', w) in G_{NC} . Such edges are called ‘forwarding’ edges.
- For each $w \in \mathcal{V}_\tau$, we also create vertices D_w and $D_{w'}$ in G_{NC} (with $D_{w'}$ denoting the receiver vertex demanding the message generated at source vertex w), and connect them by a (coding) edge $(D_w, D_{w'})$.
- Finally, for any $w \in \mathcal{V}_\tau$, for any $v \in S(w) \subset \mathcal{V}(G_{SI})$, we create a (forwarding) edge from (v', D_w) .

Remark 1. *In the forthcoming discussions, we identify the nodes $v \in G_{SI}$ with the node $v \in G_{NC}$. The meaning will be clear from the context. Furthermore, we call the vertices $\{v, D_v : v \in \mathcal{V}(G_{SI})\}$ as undashed vertices of G_{NC} and the other vertices of G_{NC} as the dashed vertices.*

Fig. 1 shows an example G_{SI} and Fig. 2 shows the corresponding G_{NC} . It is clear that trails in G_{NC} have corresponding trails in G_{SI} . The following theorem puts down some simple facts about these corresponding trails in G_{NC} and G_{SI} .

Theorem 3. *The following statements, along with the converses of statements 1-5 are true.*

- 1) For some $v \in \mathcal{V}_\tau$ and $p_{NC} = v \rightarrow D_{v'}$, the trail p_{SI} is a cycle passing through the corresponding vertex v in G_{SI} (and no other vertex in \mathcal{V}_τ).
- 2) If paths $p_{NC} = v \rightarrow D_{v'}$ and $q_{NC} = w \rightarrow D_{w'}$ for distinct $v, w \in \mathcal{V}_\tau$ are edge-disjoint in G_{NC} , then the cycles p_{SI} and q_{SI} in G_{SI} are node-disjoint.
- 3) If paths $p_{NC} = v \rightarrow D_{v'}$ and $q_{NC} = w \rightarrow D_{w'}$ for distinct $v, w \in \mathcal{V}_\tau$ intersect at the edge (u, u') , then the cycles p_{SI} and q_{SI} in G_{SI} intersect at the corresponding vertex $u \in \mathcal{V}(G_{SI})$. Moreover any such intersecting node $u \notin \mathcal{V}_\tau$.
- 4) For $\{v_i \in \mathcal{V}_\tau, i = 1, \dots, r\}$ ($r \leq \tau$), suppose there are paths $\{p_{i,NC} = v_i \rightarrow D_{v'_{i+1}} : i = 1, \dots, r-1\}$ and $p_{r,NC} = v_r \rightarrow D_{v'_1}$, such that they are all edge-disjoint in G_{NC} . Then the union $\cup_{i=1}^r p_{i,SI}$ is a cycle in G_{SI} passing through the vertices $v_i \in \mathcal{V}_\tau, i = 1, \dots, r$, and no other vertices in \mathcal{V}_τ .
- 5) Every path p in G_{NC} in which an undashed vertex v is an intermediate vertex (neither the start vertex nor the end vertex of p) also passes through v' , the corresponding dashed vertex.
- 6) The graph G_{NC} associated with the side information graph G_{SI} is acyclic.

Proof: We prove only the last statement, the others are follow from the definition of G_{NC} . In G_{SI} , all the cycles pass through the vertices in \mathcal{V}_τ . From (converse of) statement (1), any cycle which passes through only one vertex $v \in \mathcal{V}_\tau$ has a corresponding path $v \rightarrow D_{v'}$ in G_{NC} . If a cycle in G_{SI} passes through multiple vertices $v_1, v_2, \dots, v_l \in \mathcal{V}_\tau$ in G_{SI} in succession, then by (converse of) statement (4), we have paths $v_1 \rightarrow D_{v'_2}, v_2 \rightarrow D_{v'_3}, \dots, v_{l-1} \rightarrow D_{v'_l}, v_l \rightarrow D_{v'_1}$. Thus any

cycle in G_{SI} (which involves at least one vertex from \mathcal{V}_τ) is converted into one or many paths in G_{NC} .

If there is any other cycle in G_{NC} (which necessarily has to be a cycle not containing any vertex from \mathcal{V}_τ), then clearly there should be a cycle in G_{SI} not containing any vertex from \mathcal{V}_τ . By definition of \mathcal{V}_τ this is not possible. Hence G_{NC} is acyclic. ■

The following theorem shows the dual relationship between a NC solution in G_{NC} and IC solution to G_{SI} .

Theorem 4. *Over any field \mathbb{F} , there exists a optimal feasible linear index code for G_{SI} of length $n - \tau$ if and only if a feasible linear network code exists for the multiple unicast network G_{NC} .*

Proof: We prove the theorem by construction. Suppose there is a feasible network code for G_{NC} .

Consider the matrix A formed by concatenating column-wise the global encoding vectors \mathbf{f}_e , for all coding edges except $(D_v, D_{v'}) : v \in \mathcal{V}_\tau$. This matrix therefore has $n = |\mathcal{V}(G_{SI})|$ columns. We assume that the column $\mathbf{f}_{(v,v')}$ is indexed by the matroid element v in the vector matroid of A . By construction of G_{NC} and because the given network code is feasible, it is clear that for any $v \in \mathcal{V}(G_{SI}) \setminus \mathcal{V}_\tau$, $\mathbf{f}_{(v,v')}$ is linearly dependent on $\{\mathbf{f}_{(w,w')} : w \in S(v)\}$. Hence we have $r^*(v) = r^*(S(v) \cup v)$, where $r^*(\cdot)$ is the rank function associated with the vector matroid of A .

For any $v \in \mathcal{V}_\tau$, because of the construction of G_{NC} and since the network code is feasible, the vector $\mathbf{f}_{(D_v, D_{v'})}$ should be dependent on $\{\mathbf{f}_{(w,w')} : w \in SI(v)\}$. Since the network code is feasible, we must have for some constant $c \neq 0$, $\mathbf{f}_{(v,v')} = c\mathbf{f}_{(D_v, D_{v'})}$. Hence, again we have $r^*(v) = r^*(S(v) \cup v)$ for all $v \in \mathcal{V}_\tau$. Thus, by Theorem 2, the dual matrix of A represents a feasible index coding matrix for G_{SI} .

The only if part follows in a similar way. ■

Example 1. *Consider the index coding problem represented by the side information graph in Fig. 1. This represents a problem for which $\tau = 2$. WLOG, we may assume $\mathcal{V}_\tau = \{1, 2\}$.*

We convert this into a multiple unicast network coding problem on a network shown in Fig. 2. The network is obtained according to the procedure described Section III. Note that a feasible multiple unicast code for this network can be obtained by fixing the global encoding vectors of the edges on the path $1 \rightarrow 4 \rightarrow 6 \rightarrow 9 \rightarrow 10 \rightarrow D_1$, as $(1 \ 0)^T$ and along the edges of $2 \rightarrow 11 \rightarrow 5 \rightarrow 7 \rightarrow 8 \rightarrow D_2$, as $(0 \ 1)^T$. This can be done as the two paths are edge-disjoint. Other edges not on these paths are assigned zero vector. This leads to a optimal index code for Fig. 1 by Theorem 4.

IV. INDEX CODING PROBLEMS ON SIDE-INFORMATION GRAPH WITH $\tau = 3$

We first give some terminology for our use in this paper.

Definition 4. *We refer to a cycle in G_{SI} that passes through only one vertex in \mathcal{V}_τ as a unicycle, and if that vertex is $v \in \mathcal{V}_\tau$, we denote this unicycle as a v -cycle. We call the path $v \rightarrow D_{v'}$ in G_{NC} corresponding to a v -cycle as a v -unipath. A cycle in G_{SI} passing through $\{v_i \in \mathcal{V}_\tau, i \in [r]\}$ (and not*

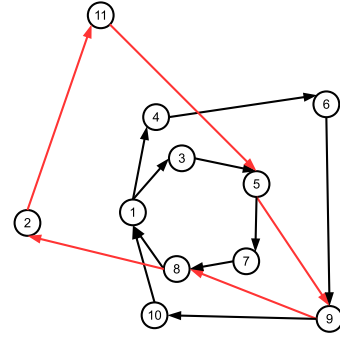


Fig. 1: Side information graph G_{SI} of an example index coding problem with $\tau = 2$. The cycles in black are two cycles passing through vertex 1. The cycle in red denotes a cycle passing through vertex 2.

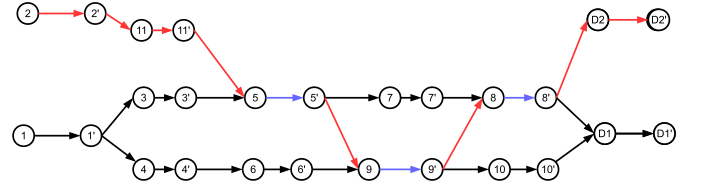


Fig. 2: The network coding equivalent of the index coding problem in Fig. 1. The cycles passing through vertices 1 and 2 in G_{SI} become paths from 1 to D_1 , and 2 to D_2 respectively, in G_{NC} .

through any other vertices of \mathcal{V}_τ) is called a bicycle if $r = 2$ and a tricycle if $r = 3$. We denote such a cycle as $(v_i : i \in [r])$ -cycle. For $r \geq 2$ and $i \in [r]$ the paths $p_{i,NC}$ in G_{NC} associated with the $(v_i : i \in [r])$ -cycle of G_{SI} are respectively called the (v_i, v_{i+1}) -crosspaths ($i \in [r-1]$) and the (v_r, v_1) -crosspath in G_{NC} .

In [7], it has been shown that if $\tau \leq 2$, then the IC problem on G_{SI} can be solved with a binary linear index code of length $n - \tau$. Furthermore, the index code generalizes over any finite field naturally. By Theorem 4, this means that the corresponding G_{NC} with τ -unicast ($\tau \leq 2$) has a feasible network code. In this paper we look at the case IC problems on side-information graphs with $\tau = 3$.

For an IC problem on G_{SI} with $\tau = 3$, the NC problem on the corresponding G_{NC} is a 3-unicast NC problem. It is not difficult to see that, in this case, if there exists one unipath in G_{NC} that is edge-disjoint to the unipaths from the two other sources to the respective receivers, then we can view the NC problem on G_{NC} as a disjoint union of a 1-unicast problem (on a subgraph H_{NC} containing the source-sink pair and the edge-disjoint unipath) and a 2-unicast problem (with the subgraph $G_{NC} \setminus \mathcal{E}(H_{NC})$). These two problems can be solved separately and merged together again with minor changes (adding an extra zero appropriately in the global encoding vectors), leading to a 3-length network code for G_{NC} , and hence a $(n - 3)$ -length optimal index code for G_{SI} .

Thus the novel IC problems with $\tau = 3$ are those in which we cannot find any one unipath which is edge-disjoint to the other unipaths. We consider a class of such problems, henceforth which satisfy the following condition (WLOG we assume that $\mathcal{V}_\tau = \{1, 2, 3\}$).

Definition: Class II IC problem and associated G_{NC}

A Class II IC problem is one (with $MAIS = n - 3$) in which there exists a non-zero set of vertices \mathcal{V}_I which lie in the intersection of all unicycles of G_{SI} . Thus, in the associated NC graph G_{NC} , if P_r^1, P_s^2 , and P_t^3 denote the r^{th} 1-unipath, s^{th} 2-unipath, and t^{th} 3-unipath respectively, then the set of vertices

$$(\cap_r P_r^1) \cap (\cap_s P_s^2) \cap (\cap_t P_t^3)$$

must be non-empty. We call the class of G_{NC} networks satisfying the above conditions as Class II networks.

In Section V, we will consider a subclass of Class II IC problems and construct optimal index codes of length $n-3$ for such problems by constructing feasible network codes for the associated Class II G_{NC} networks. In the rest of this section, we establish some structural properties of Class II networks.

We need a simple lemma which we will repeatedly use throughout the paper henceforth. The proof can be seen from a simple pictorial argument and so is skipped. Due to Lemma 1, intersections between two subpaths of G_{NC} can always assumed to be contiguous.

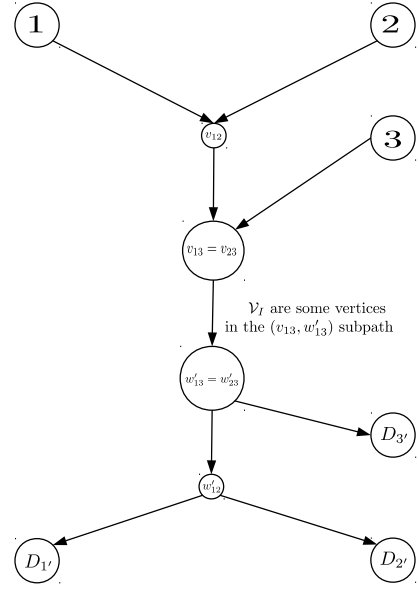
Lemma 1. Consider paths p_{ab} and p_{cd} for (not necessarily distinct) vertices a, b, c, d (dashed or undashed) in G_{NC} . If p_{ab} and p_{cd} intersect in some vertices or edges, we can find a path from c to d , say q_{cd} , such that p_{ab} and q_{cd} intersect contiguously (i.e., $p_{ab} \cap q_{cd}$ is itself a single subpath). For this reason, we can assume WLOG that if there exists at least one pair of $a \rightarrow b$ and $c \rightarrow d$ paths which have a non-empty intersection, then there exist $a \rightarrow b$ and $c \rightarrow d$ paths having contiguous intersections.

A. Skeleton-network configurations and crosspaths within Class II

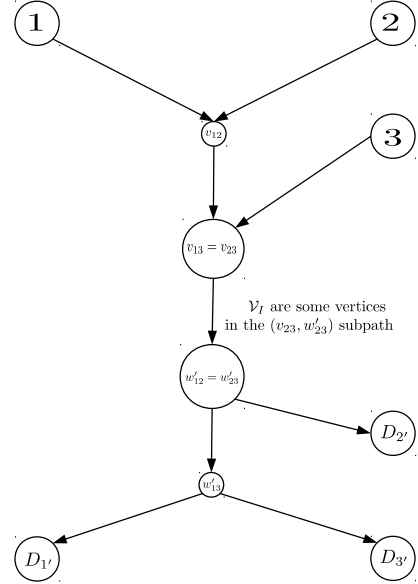
As mentioned before, WLOG we can assume $\mathcal{V}_\tau = \{1, 2, 3\}$. Consider a subgraph of G_{NC} consisting of three unipaths (such unipaths must exist by definition of \mathcal{V}_τ and Theorem 3), one from each source to each receiver. Since Class II property have to be satisfied and since we can consider any intersection between unipaths to be a contiguous intersection by Lemma 1 and by Theorem 3, it is not hard to see that this subgraph can be essentially of two types (upto a permutation of \mathcal{V}_τ) as shown in Fig. 3(a) and Fig. 3(b). We call these two configurations as *skeleton network A* and *skeleton network B* (note that bolded lines with arrowheads indicate subpaths in figures henceforth, not just an edge).

For distinct $i, j \in \{1, 2, 3\}$, we denote by the undashed vertex v_{ij} the first vertex in the skeleton subnetwork in the intersection of i -unipath and j -unipath and w'_{ij} denote the last vertex (which is necessarily dashed by statement (5) of Theorem 3) in the intersection (note that $v_{ij} = v_{ji}$ and $w'_{ij} = w'_{ji}$).

We now show that G_{NC} must necessarily have other paths apart from the skeleton network, else $\tau < 3$.



(a) Skeleton Network A. The subpaths (for instance, $1 \rightarrow v_{12}$) may contain several vertices and edges.



(b) Skeleton Network B

Fig. 3: Skeleton networks of G_{NC}

- Lemma 2.**
- 1) In G_{SI} , there exists an ij -bicycle for each pair of distinct $i, j \in [3]$.
 - 2) In G_{NC} , there exists an ij -crosspath for each distinct pair of $i, j \in [3]$.
 - 3) Also, for distinct i, j , for any given i -unipath P and j -unipath P' , there exists an ij -crosspath that does not intersect $P \cap P'$.

Proof: We show the first part by contradiction. Assume that there is no 12-bicycle in G_{SI} . The possible other cycles of G_{SI} are the unicycles, the 13-bicycles, the 23-bicycles, and the 123-tricycles. Suppose we delete any one vertex from \mathcal{V}_I and vertex 3 (and the associated edges), the graph G_{SI} becomes

acyclic. Thus $\tau \leq 2$, which is a contradiction as $\tau = 3$. This completes the proof of the first part. The second part follows from the first part and Theorem 3 (statement (4)).

Now to prove the third part. Suppose every ij -crosspath passes through all vertices in \mathcal{V}_I . Then removing any vertex in \mathcal{V}_I makes G_{SI} acyclic (by statement (4) of Theorem 3), but we have $\tau = 3$. Thus there should exist ij -crosspaths which don't pass through all vertices in \mathcal{V}_I . Consider such a ij -crosspath labelled q , and also an i -unipath P and a j -unipath P' . We will now prove by contradiction that q does not pass through any vertex in $P \cap P'$ either.

Consider that some vertex $w \in \mathcal{V}_I$ does not lie in q (such a vertex should exist by the previous arguments), but there is some $v \in P \cap P'$ which lies upstream of w and also in q . Then the j -unipath $j \xrightarrow{P'} v \xrightarrow{q} D_{j'}$ exists. But this unipath does not contain $w \in \mathcal{V}_I$, which is a contradiction to the assumption of Class II networks. Similarly, if there is some $v \in P \cap P' \cap q$ which lies downstream of w , we can construct a i -unipath which does not contain any w . But our assumption is that each unipath contains \mathcal{V}_I , and hence $q \cap P \cap P'$ must be empty. This concludes the proof. ■

V. STYLE A AND STYLE B NETWORKS

Lemma 2 results in G_{NC} graphs with different configurations. In this work, we look at a subclass of Class II G_{NC} networks which we call as *Class IIa networks*.

Definition: Class IIa networks

Consider a Class II G_{NC} and let $P^m, m \in [3]$ be m -unipaths. Consider the subgraph H consisting of P^1, P^2, P^3 and at least one ij -crosspath chosen for each $i, j \in [3]$ according to Statement (3) of Lemma 2. We call G_{NC} as a Class IIa G_{NC} , if in H the ij -crosspath (for each distinct pair $i, j \in [3]$) does not intersect with any of the subpaths of H except in the vertices of the subpaths $i \rightarrow v_{ij}$ and $w'_{ij} \rightarrow D_{j'}$.

Within the set of all Class IIa networks, clearly each has a subgraph that is either a skeleton network A or a skeleton network B. We call these two as Style A and Style B networks. An example of a Style A network (with skeleton network A) is shown in Fig. 4. The main result of this paper is as follows.

Theorem 5. Let G_{SI} represent an IC problem with $\tau = 3$ (hence $MAIS = n - 3$), such that the network G_{NC} corresponding to G_{SI} is a Class IIa network. Then G_{NC} has a feasible network code over \mathbb{F}_2 and hence (by Theorem 4) the given IC problem has a binary optimal linear index code of length $n - 3$.

To prove Theorem 5, we need to obtain a feasible network code for G_{NC} . We do this by listing out all possible subgraph structures (of both Style A and Style B) that can possibly exist in G_{NC} if it has to satisfy the Class IIa properties and then obtain feasible network codes for these subgraphs (given in Proposition 1 in Section V-A and Proposition 2 in Section V-B).

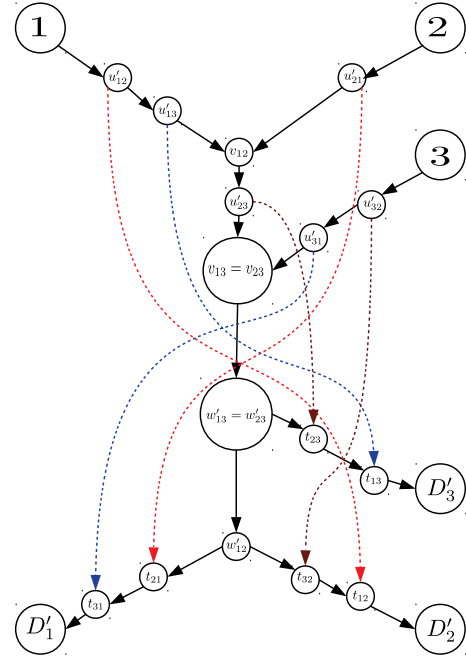


Fig. 4: Style A network example showing the skeleton network A with all cross paths. The crosspaths are colored and dotted. This is Configuration 3 as shown in Fig. 5.

We need a few more notations. As shown in Fig. 4, for Style A and B networks, we denote the last (dashed) vertex in the intersection of i -unipath and the ij -crosspath as u'_{ij} , and the first (dashed) vertex in the intersection of the j -unipath and ij -crosspath as t_{ij} (u'_{ij} and t_{ij} are clearly well defined). We now prove some conditions on the positions of these crosspath intersection vertices in the following lemma.

Lemma 3. Let $\{i, j, k\} = \{1, 2, 3\}$ (with some permutation). Then the following statements are true.

- 1) u'_{ij} has to be upstream of v_{ij} , and t_{ij} must be downstream of w'_{ij} .
- 2) If u'_{ij} is downstream of v_{ik} , then t_{ij} cannot be upstream of w'_{jk} .

Proof: Statement (1) is a direct consequence of Statement (3) of Lemma 2.

We now prove statement (2). Suppose u'_{ij} is downstream of v_{ik} (Note that this possibility can happen only if v_{ik} is upstream of v_{ij} , else Statement 1) will be violated), and t_{ij} is upstream of w'_{jk} . Let the ij -crosspath through u'_{ij} and t_{ij} be denoted as p , and q denote the k -unipath. Consider the k -unipath constructed as follows.

$$k \xrightarrow{q} v_{ik} \xrightarrow{q} u'_{ij} \xrightarrow{p} t_{ij} \xrightarrow{p} w'_{jk} \xrightarrow{q} D_{k'}.$$

First note that as u'_{ij} is upstream of v_{ij} , the subpath $k \xrightarrow{q} v_{ik} \xrightarrow{q} u'_{ij}$ does not contain any $v \in \mathcal{V}_I$. The crosspath p does not contain any vertex in \mathcal{V}_I . As t_{ij} is downstream of w'_{ij} , $t_{ij} \xrightarrow{p} w'_{jk} \xrightarrow{q} D_{k'}$ contains no vertex from \mathcal{V}_I . Thus, the k -unipath constructed above does not contain any vertices from \mathcal{V}_I . This is a contradiction as \mathcal{V}_I lies on every unipath. This proves statement (2). ■

Based on Lemma 3, for $\{i, j, k\} = \{1, 2, 3\}$, the ij -crosspath can be in one of the three configurations (note that statement (1) of Lemma 3 is true always).

Type 1: u'_{ij} is not downstream of v_{ik} (i.e., there is no path from v_{ik} to u'_{ij}) and t_{ij} is not upstream of w'_{jk} .

Type 2: u'_{ij} is not downstream of v_{ik} and t_{ij} is upstream of w'_{jk} .

Type 3: u'_{ij} is downstream of v_{ik} , in which case t_{ij} is not upstream of w'_{jk} (i.e., there is no path from t_{ij} to w'_{jk}).

If we apply the above possibilities to each distinct $i, j \in [3]$ of Style A and Style B networks, we get all possible Style A and Style B networks, which we shall see henceforth.

A. Style A networks

Style A networks are based on skeleton network A shown in Fig. 3(a). In this skeleton network A, we note the following.

- The 12-crosspath and 21-crosspath must necessarily be of Type 1. Type 2 is not possible as w'_{12} is downstream of $w'_{13}(=w'_{23})$. Type 3 is not possible as v_{12} is upstream of $v_{13}(=v_{23})$.
- For the 13-crosspath, Type 2 is not possible as t_{13} cannot be upstream of w'_{12} as if $t_{13} \in w'_{13} \rightarrow w'_{12}$, then $t_{13} \rightarrow D_{3'}$ path cannot exist.
- For the 31-crosspath, Type 3 is not possible. This is because if $u'_{13} \in v_{12} \rightarrow v_{13}$ then $3 \rightarrow u'_{13}$ path cannot exist.
- Similarly we have that for the 23-crosspath Type 2 is not possible, and for the 32-crosspath, Type 3 is not possible.

With the above constraints, we have 16 different configurations, as shown in Fig. 5 in the form of the paths from the root to the leaves of the tree. For instance, the Configuration 1 in Fig. 5 has the crosspath types Type 1 for all the crosspaths, while the Configuration 16 has Type 1 for 12-crosspath, 21-crosspath, Type 3 for 13-crosspath and 23-crosspath, and Type 2 for 31-crosspath and 32-crosspath.

Now, if we examine these configurations carefully, we will notice that many of these configurations have more than one ij -crosspaths for some i, j . For instance, consider the Style A configuration 3 network shown in Fig. 4. In this configuration, $u'_{13} \rightarrow t_{13}$ is a valid 13-crosspath, but so is $u'_{23} \rightarrow t_{23}$. Hence this configuration can be reduced to another configuration in which $u'_{13} \rightarrow t_{13}$ as shown in Fig. 4 does not exist (without disturbing requirements of Class Ia conditions). We get this same reduced configuration from Configuration 11 of Fig. 5, in which 13-crosspath can be removed without disturbing Class Ia conditions. Thus, Configuration 3 and 11 boil down to the same reduced configuration, which we term as configuration S12 in Table I. The set of all such unique reduced configurations (by deleting extra crosspaths) are called the Stage I reduced configurations, with the new titles S1j, $j \in [9]$. The Stage I reduced configurations and the deleted crosspaths to get Stage I reduced configurations are shown in column 2 and 3 of Table I. Furthermore, in Stage I reduced configurations, it can be observed that some of the crosspaths in two different configurations can be identified as one (because of the network topology) to reduce the configurations further.

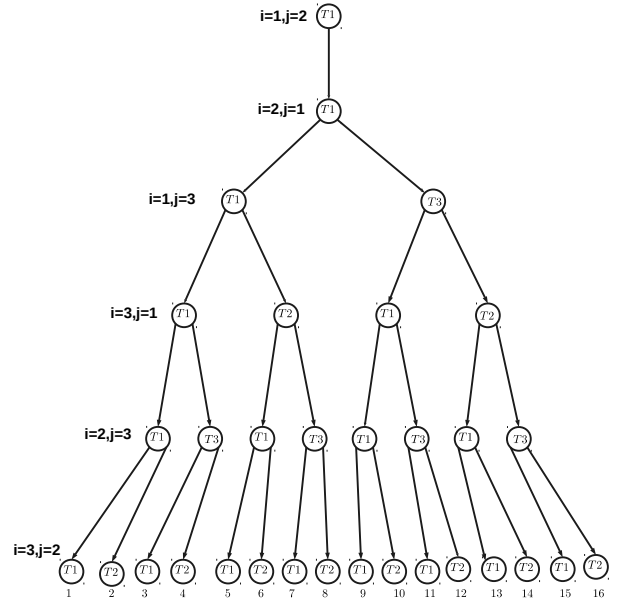


Fig. 5: The sixteen configurations of Style A networks according to the possibilities of Lemma 3, as the paths from root to leaves of this tree. $T1$ means a Type 1 crosspath, etc. Table I gives the details.

For instance, the 23-crosspath of configuration S12 and the 13-crosspath of S13 have the exact same structure (both are Type 3) and hence can be identified with each other. This gives only 4 unique configurations among Stage I, which we call the Stage II reduced configurations, shown in Fig. 6. These duplicate crosspaths and the new labels for the final 4 unique configurations in Style A are given in the last two columns of Table I. The complete figures for the 16 original configurations and their reductions are shown in the end of this paper (page 11 onwards).

Finally, we have the following proposition regarding the feasible network codes for Style A configurations.

Proposition 1. *Style A networks (which have to be in one of the 4 configurations shown in Fig. 6) have feasible binary linear network codes.*

Proof: We proceed by assigning valid global encoding vectors for the main subpaths in each final Stage II configuration of Fig. 6. All other local encoding coefficients are assumed to be 1. The reader can easily check that these assignments give a feasible network code.

Configuration S21 (Fig. 6(a)): The subpath $v_{12} \rightarrow v_{13}$ gets $(1 \ 1 \ 0)^T$, and subpath $v_{13} \rightarrow w'_{12}$ gets $(1 \ 1 \ 1)^T$. For $i \in [3]$, the crosspaths originating from i get the i^{th} standard basis vector.

Configuration S22 (Fig. 6(c)): The subpath $v_{12} \rightarrow v_{13}$ gets $(1 \ 1 \ 0)^T$, and subpath $v_{13} \rightarrow w'_{12}$ gets $(1 \ 1 \ 1)^T$. The crosspaths originating from 3 get $(0 \ 0 \ 1)^T$, the 12-crosspath gets $(1 \ 0 \ 0)^T$, the 21-crosspath gets $(0 \ 1 \ 0)^T$. Finally, the 13-crosspath gets $(1 \ 1 \ 0)^T$.

Configuration S23 (Fig. 6(b)): The subpath $v_{12} \rightarrow v_{13}$ gets $(1 \ 1 \ 0)^T$, the subpath $v_{13} \rightarrow t_{31}$ gets $(1 \ 1 \ 1)^T$, and $t_{31} \rightarrow w'_{12}$ gets $(1 \ 1 \ 0)^T$. The crosspaths originating from i get the i^{th}

Stage I Reduction: Original Confs clubbed as one by deleting extra crosspaths	New title for Stage I Reduced Confs	Extra ij -crosspaths deleted from original confs to get Stage I reduced confs	Duplicate Crosspaths identified as one to get Stage II	New title for Stage II Reduced Confs
Configuration 1	Config. S11	(NA: Not applicable)	NA	Config. S21
3,11	S12	13-crosspath from Config 3, 13-crosspath from Config 11	23 crosspath of S12 and 13 crosspath from S13	S22
9	S13	23-crosspath		
2,6	S14	31-crosspaths from both confs	32 crosspath of S14 and 31 crosspath from S15	S23
5	S15	32-crosspath		
4	S16	13 and 31 crosspaths.	32 crosspath of S16 and S18, 31 crosspath from S17 and S19.	S24
7,8,15,16	S17	13 and 32 crosspaths from all confs.		
10,12,14	S18	31 and 23 crosspaths in all confs		
13	S19	23 and 32 crosspaths		

TABLE I: Reductions of Style A network configurations. From the original 16, we get 9 configurations in Stage I reductions (first three columns), by deleting extra crosspaths without disturbing Class Ia conditions. The title for the Stage I reduced configurations are shown in column 2. The last two columns give the Stage II reductions.

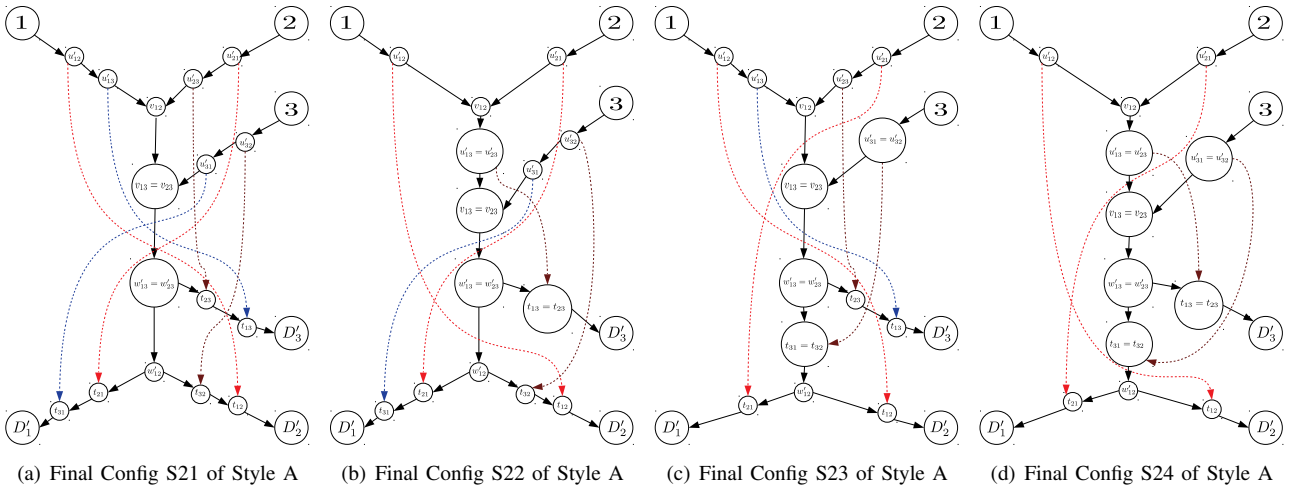


Fig. 6: Final configurations of Style A

standard basis vector.

Configuration S24 (Fig. 6(d)): The subpath $v_{12} \rightarrow v_{13}$ gets $(1\ 1\ 0)^T$, the subpath $v_{13} \rightarrow t_{31}$ gets $(1\ 1\ 1)^T$, and $t_{31} \rightarrow w'_{12}$ gets $(1\ 1\ 0)^T$. the 12-crosspath gets $(1\ 0\ 0)^T$, the 21-crosspath gets $(0\ 1\ 0)^T$, the 13-crosspath gets $(1\ 1\ 0)^T$, and $u'_{31} \rightarrow t_{31}$ is $(0\ 0\ 1)^T$. ■

B. Style B networks

We now move to Style B networks which have the skeleton network B as the basic subgraph as shown in Fig. 3(b). By a similar approach to Style A networks, we get 12 configurations, represented by the paths from the root to the leaves in Fig. 7. Thus, a Style B network has to necessarily be in one of the 12 configurations. However, unlike Style A, there exist *illegitimate* configurations, i.e., configurations which do not satisfy the condition of $\tau = 3$. Among the 12, Configurations 10 and 12, shown in Fig. 8 have $\tau = 2$. In Configuration 10 (Fig. 8(a)), note that removing u'_{13} and t_{23} is sufficient to disconnect the all unipaths (corresponding to unicycles of G_{SI}) and one of each crosspath-pair of G_{NC} (a crosspath pair would be ij -crosspath and a ji -crosspath, corresponding to a

ij -bicycle of G_{SI}), which in other words means that removing u_{13} and t_{23} from G_{SI} is sufficient to make G_{SI} acyclic. Thus $\tau = 2$ for Configuration 10. Similarly, one can observe that removing u_{13} and t_{23} is sufficient to make G_{SI} acyclic, if the corresponding G_{NC} is in configuration 12 (Fig. 8(b)). The illegitimate configurations are an artifact of the result in Lemma 2 which says that the existence of the crosspaths is only a necessary condition for $\tau = 3$, not a sufficient condition. Thus, in order to ‘legitimize’ Configurations 10 and 12, we would have to consider that other crosspaths than those considered already must exist so as to make the condition $\tau = 3$ valid again. It is not difficult to see from a pictorial argument that introducing these new crosspaths will result in Configurations 10 and 12 becoming equivalent to some of the other 10 legitimate configurations of Style B (we omit the proof of this claim here).

Hence we proceed ahead using the following simple lemma which we have established through above arguments.

Lemma 4. *Each G_{NC} network in Style B must contain at least one of the configurations in Fig. 7 amongst Configurations 1-9*

and Configuration 11.

Thus it is sufficient to establish network coding scheme for these Configurations. As with Style A, Table II gives the reduction of these 10 original Style B configurations based on deleting additional crosspaths (Reduction Stage I, as given by first 3 columns of Table II) and further identifying crosspaths in different configurations as one (last 2 columns of Table II). Fig. 9 shows the four final valid Style B configurations. Complete figures for all configurations of Style B and their reductions are available at the end of this paper.

The following proposition shows that each of the four final Style B configurations have valid 3-unicast network codes.

Proposition 2. *Style B networks (which have to be in one of the 4 configurations shown in Fig. 9) have feasible binary linear network codes.*

Proof: We proceed the same way as for Style A, by assigning valid global encoding vectors for the main subpaths in each configuration of Fig. 9. All other local encoding coefficients are assumed to be 1. It is left to the reader to check that these assignments give a feasible network code for style B configurations.

Configuration S21 (Fig. 9(a)): The subpath $v_{12} \rightarrow v_{13}$ gets $(1 \ 1 \ 0)^T$, and subpath $v_{13} \rightarrow t_{21}$ gets $(1 \ 1 \ 1)^T$. The crosspaths originating from 3 get $(0 \ 0 \ 1)^T$, while those originating from vertex 1 get $(1 \ 0 \ 0)^T$, and the 21-crosspath gets $(0 \ 1 \ 0)^T$. The Subpath $t_{21} \rightarrow w'_{13}$ gets $(1 \ 0 \ 1)^T$.

Configuration S22 (Fig. 9(b)): The subpath $v_{12} \rightarrow v_{13}$ gets $(1 \ 1 \ 0)^T$, and subpath $v_{13} \rightarrow w'_{13}$ gets $(1 \ 1 \ 1)^T$. For $i \in [3]$, the crosspaths originating from i get the i^{th} standard basis vector.

Configuration S23 (Fig. 9(c)): The subpath $v_{12} \rightarrow v_{13}$ gets $(1 \ 1 \ 0)^T$, and subpath $v_{13} \rightarrow w'_{13}$ gets $(1 \ 1 \ 1)^T$. The crosspaths originating from 3 get $(0 \ 0 \ 1)^T$, the 12-crosspath gets $(1 \ 0 \ 0)^T$, the 21-crosspath gets $(0 \ 1 \ 0)^T$. Finally, The Subpath $u'_{13} \rightarrow t_{13}$ gets $(1 \ 1 \ 0)^T$.

Configuration S24 (Fig. 9(d)): The subpath $v_{12} \rightarrow v_{13}$ gets $(1 \ 1 \ 0)^T$, the subpath $v_{13} \rightarrow t_{21}$ gets $(1 \ 1 \ 1)^T$, and $t_{21} \rightarrow w'_{13}$ gets $(1 \ 0 \ 1)^T$. the 12-crosspath gets $(1 \ 0 \ 0)^T$, the crosspaths starting from 3 get $(0 \ 0 \ 1)^T$, the crosspaths starting from 2 get $(0 \ 1 \ 0)^T$, and the subpath $u'_{13} \rightarrow t_{13}$ is $(1 \ 1 \ 0)^T$. ■

Proof of Theorem 5

Using Proposition 1 and Proposition 2, Theorem 5 follows. It is also easy to check that all the index codes obtained in this paper can be extended to non-binary fields.

VI. DISCUSSION

In this work, we have shown that for a class of single-unicast IC problems with n messages and $\tau = 3$ (i.e., $MAIS = n - \tau$), we have $\beta_2 = \beta_q = n - 3$. This is in contrast with known IC problems [12] with $\tau = 3$ for which $\beta_2 > n - 3$. The precise subclasses of IC problems with $\tau = 3$ which have $\beta_q = n - 3$, and those for which $\beta_q > n - 3$ are still to be found. We are currently in the process of identifying

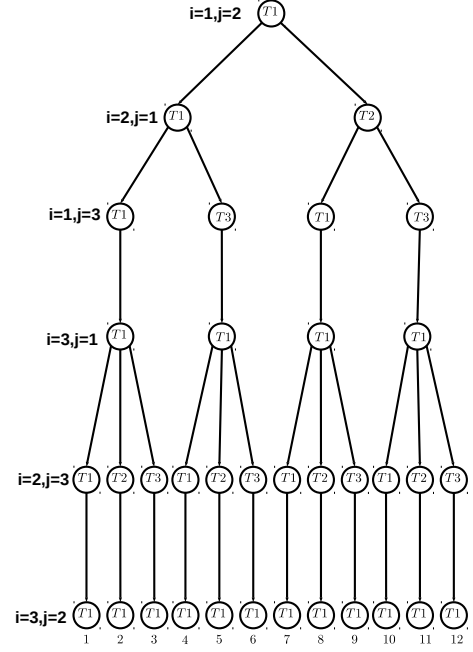


Fig. 7: The twelve configurations of Style B networks according to the possibilities of Lemma 3, shown as the paths from the root to the leaves of this tree.

optimal broadcast rate and constructing codes for more such subclasses. We also believe that the IC-NC duality approach can be used to find or bound optimal broadcast rates for other classes of IC problems.

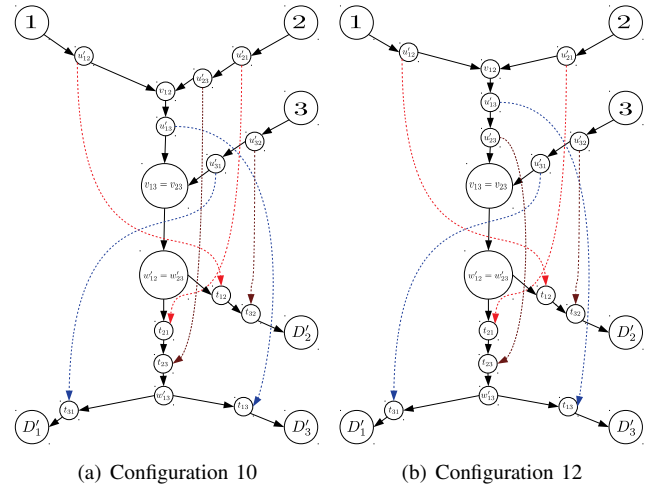


Fig. 8: Illegitimate ($\tau = 2$) configurations of Style B. To ensure that $\tau = 3$ holds, addition crosspaths must exist, in which case we will get other legitimate configurations

REFERENCES

- [1] Y. Birk and T. Kol, "Coding on Demand by an Informed Source (ISCOD) for Efficient Broadcast of Different Supplemental Data to Caching Clients", IEEE Transactions on Information Theory, Vol. 52, No. 6, June, 2006, pp. 2825-2830.

TABLE II: Reduced Configurations of Style B in Stage I and Stage II (final)

Stage I Reduction: Original Configs clubbed as one by deleting extra crosspaths	New title for Stage I Reduced Configs	Extra ij -crosspaths deleted from original configs to get Stage I reduced configs	Duplicate Crosspaths identified as one to get Stage II	New title for Stage II Reduced Configs
1	S11	21-crosspath from Config 1 23-crosspath from all three configs	23 crosspath of S11 and 21 crosspath from S15	S21
7,8,9	S15			
2	S12	(NA: Not applicable)	NA	S22
3	S13	13-crosspath from Config 3	23 crosspath of S13 and 13 crosspath from S14	S23
4,5,6	S14	23-crosspath from all three configs		
11	S16	NA	NA	S24
10	illegitimate as we get $\tau=2$			
12				

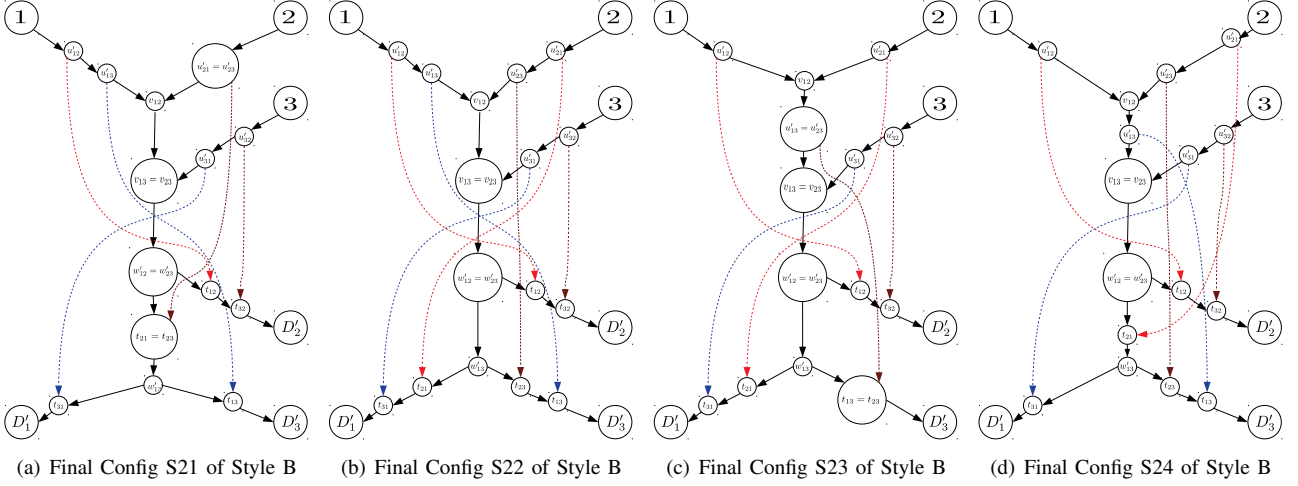
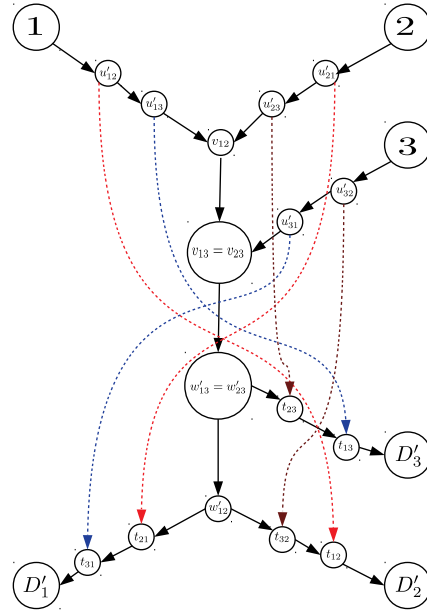


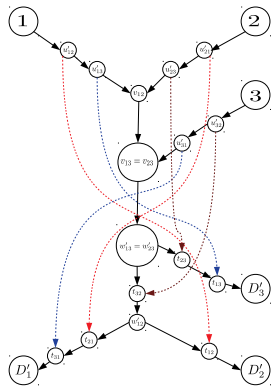
Fig. 9: Final configurations of Style B

- [2] A. Blasiak, R. Kleinberg, and E. Lubetzky, "Broadcasting with side information: Bounding and approximating the broadcast rate", IEEE Transactions on Information Theory, Vol. 59, No. 9, Sep. 2013, pp. 5811-5823.
- [3] Z. Bar-Yossef, Y. Birk, T.S. Jayram, T. Kol, "Index Coding with Side Information", IEEE Transactions on Information Theory, Vol. 57, No. 3, March 2011, pp. 1479-1494.
- [4] S. H. Dau, V. Skachek, and Y. M. Chee, "Optimal Index Codes With Near-Extreme Rates", IEEE Trans. on Info. Theory, Vol. 60, No. 3, March 2014, pp. 1515-1527.
- [5] R. Peeters, "Orthogonal representations over finite fields and the chromatic number of graphs", Combinatorica, Vol. 16, No. 3, pp. 417-431, Sept 1996.
- [6] R. M. Karp, "Reducibility among combinatorial problems", In Complexity of computer computations, Springer US, 1972, pp. 85-103.
- [7] L. Ong, "A new class of index coding instances where linear coding is optimal", International Symposium on Network Coding (NetCod), 27-28 June 2014, Aalborg, Denmark.
- [8] A. Mazumdar, "On a duality between recoverable distributed storage and index coding", arXiv preprint arXiv:1401.2672, Jan 12, 2014.
- [9] K. Shanmugam, A. G. Dimakis, "Bounding multiple unicasts through index coding and locally repairable codes", ISIT 2014, Jun 29-Jul 4, Honolulu, USA, pp. 296-300.
- [10] S. E. Rouayheb, A. Sprintson, C. Georgiades, "On the Index Coding Problem and Its Relation to Network Coding and Matroid Theory", IEEE Trans. on Information Theory, Vol. 56, No. 7, July 2010, pp. 3187-3195.
- [11] M. Effros, S. E. Rouayheb, M. Langberg, "An Equivalence Between Network Coding and Index Coding", IEEE Trans. on Information Theory, Vol. 61, No. 5, May 2015, pp. 2478-2487.
- [12] A. Blasiak, R. Kleinberg, and E. Lubetzky, "Index Coding via Linear Programming", ArXiv-CoRR, Jul. 2011, Available at <http://arxiv.org/abs/1004.1379>.
- [13] J. G. Oxley, "Matroid Theory", Oxford University Press, 1992.
- [14] Z. Li, B. Li, "Network Coding: The Case of Multiple Unicast Sessions", Proceedings of the 2004 Allerton Conference on Communication, Control, and Computing, September 2004.
- [15] S-Y R Li, R. W. Yeung, "Linear Network Coding", IEEE Trans. on Information Theory, Vol. 49, No. 2, Feb. 2003, pp. 371-381.
- [16] H. Maleki, V. Cadambe, and S. Jafar, "Index coding: An interference alignment perspective", IEEE ISIT 2012, Cambridge MA, USA, Jul 1-6, pp. 2236-2240.

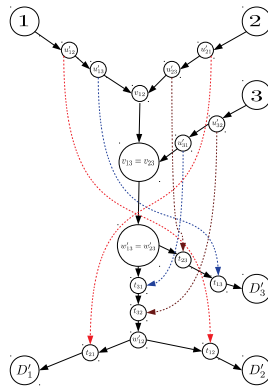


(a) Network style A original Config 1 (same for reduced configs S11 and S21)

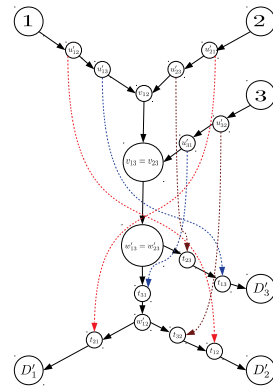
Fig. 10



(a) Network style A original Config 2



(b) Network style A original Config 6



(c) Network style A original Config 5

Fig. 11

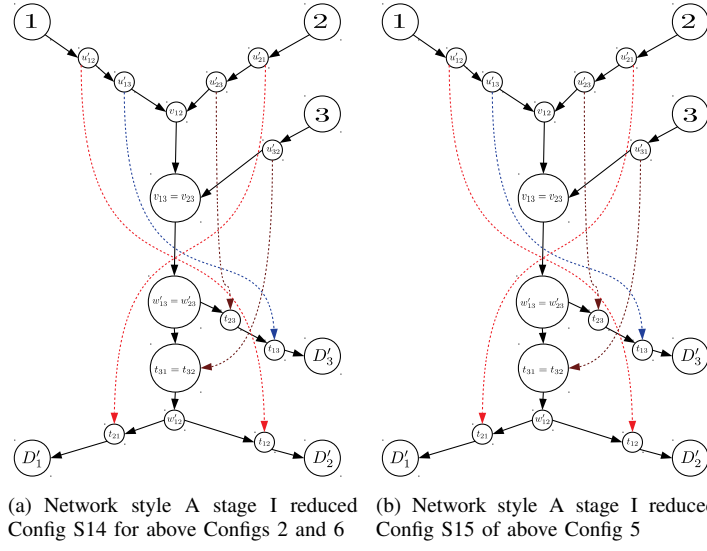


Fig. 12

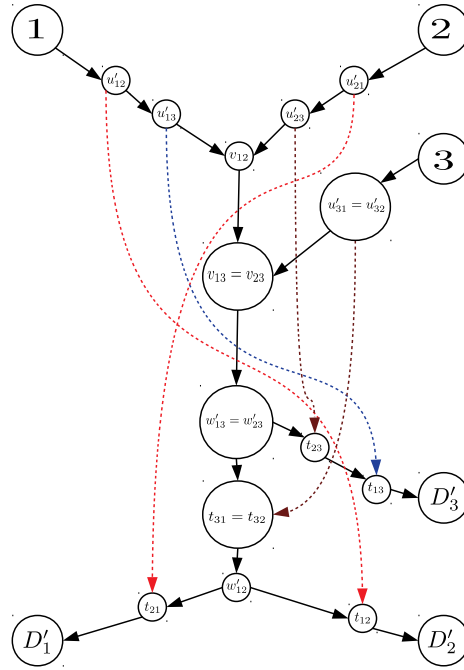


Fig. 13

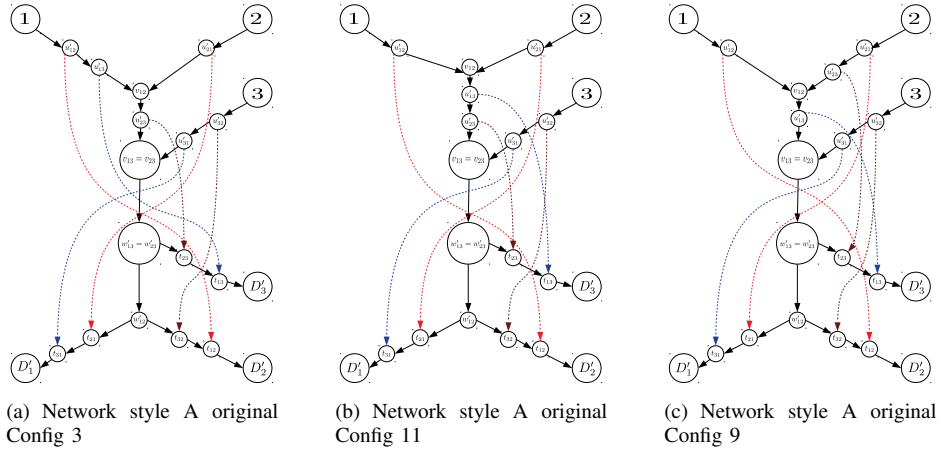


Fig. 14

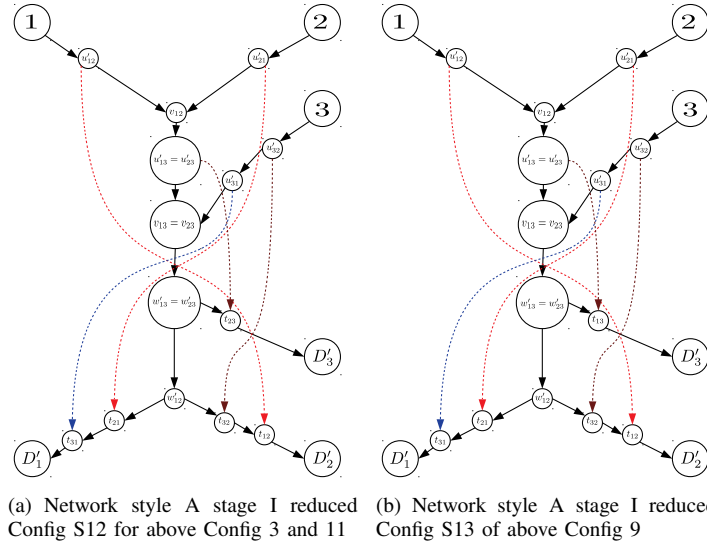
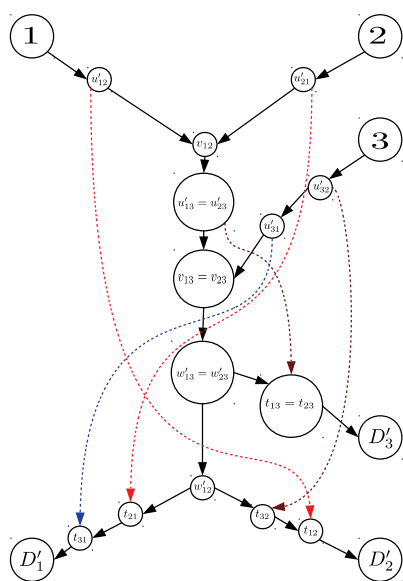


Fig. 15



(a) Network style A stage II reduced Config S22 of stage I Config S12 and S13

Fig. 16

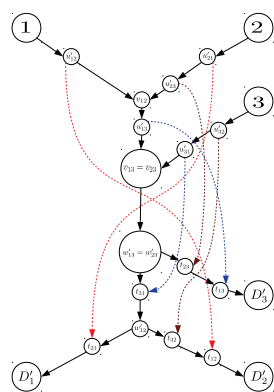
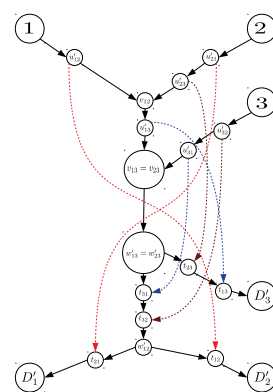
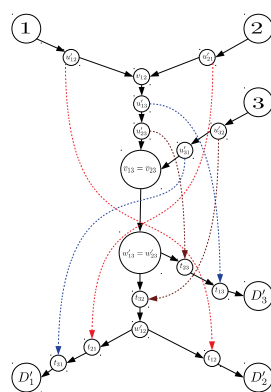
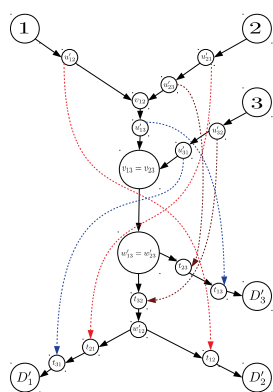
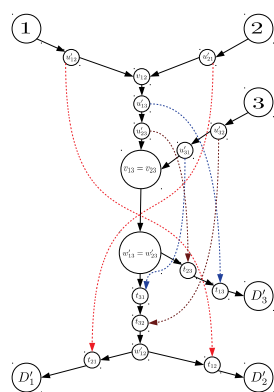
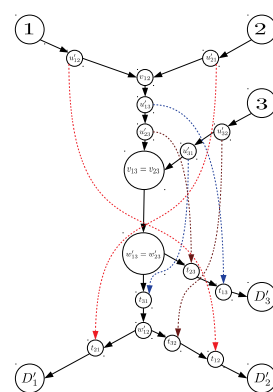
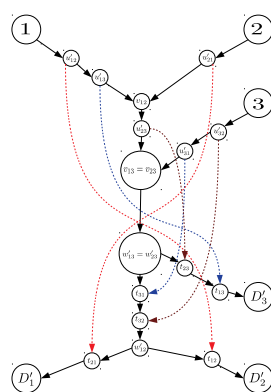
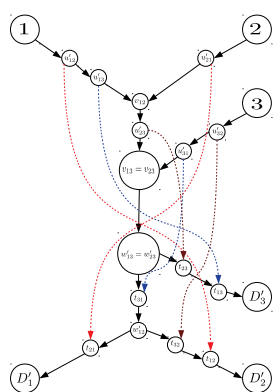
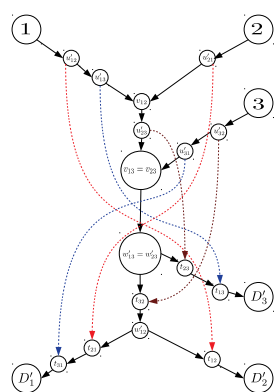


Fig. 17

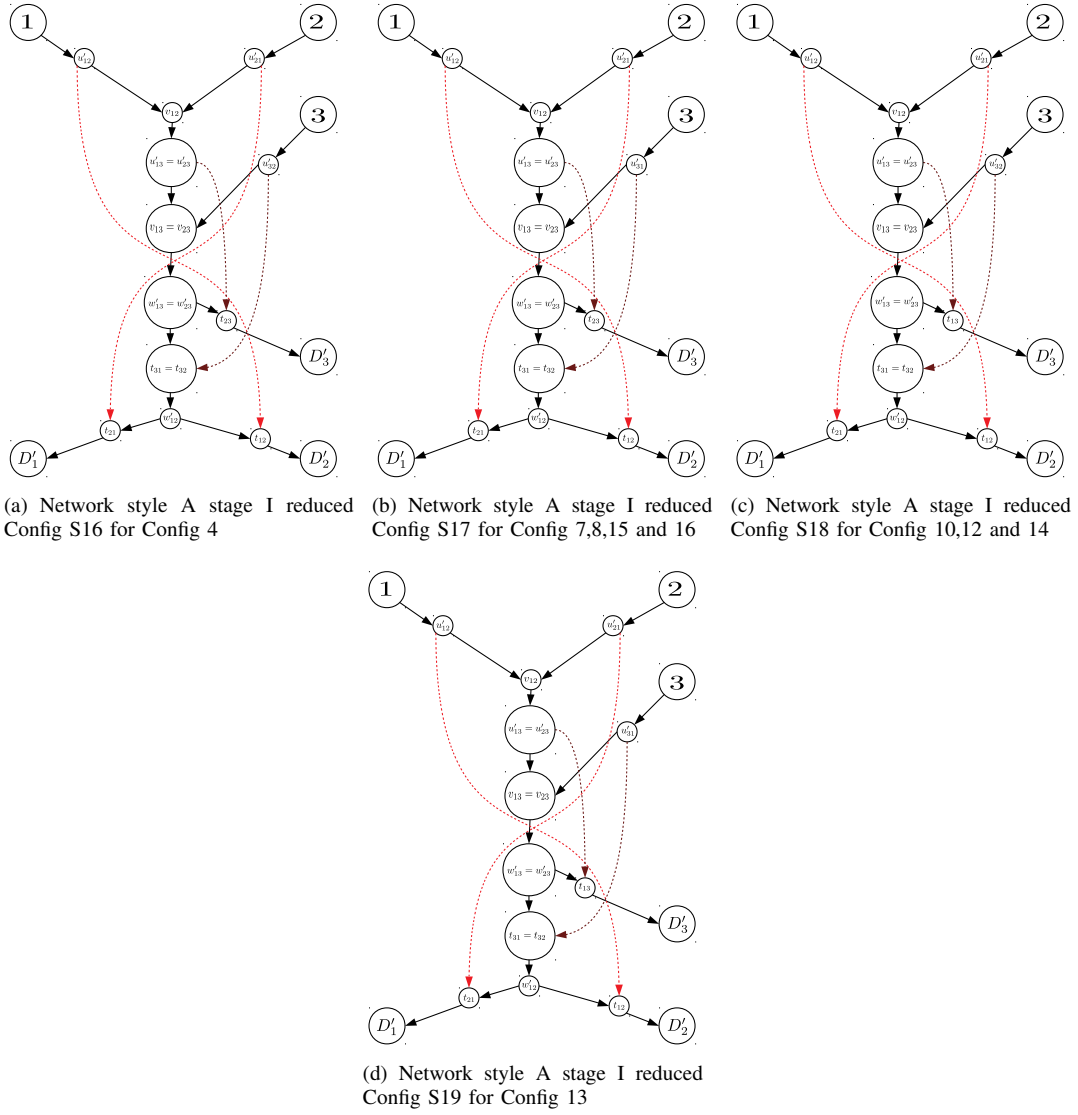
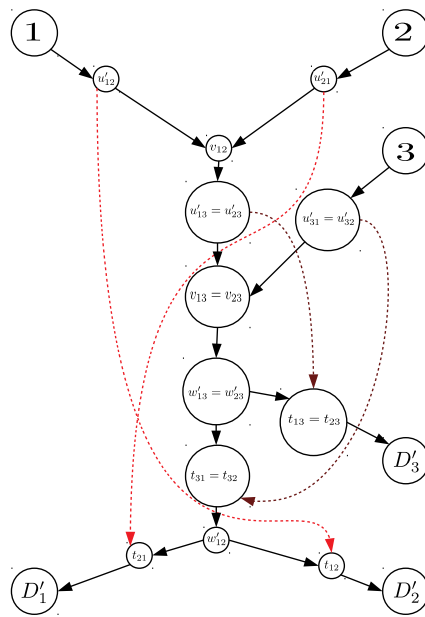


Fig. 18



(a) Network style A stage II reduced Config S24
for stage I Config S16,S17,S18 and S19

Fig. 19

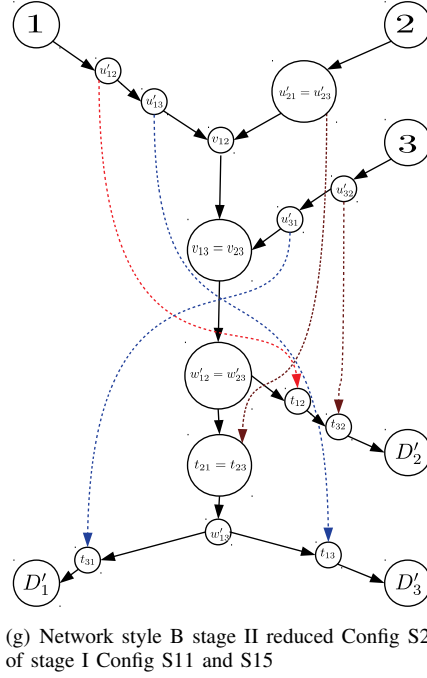
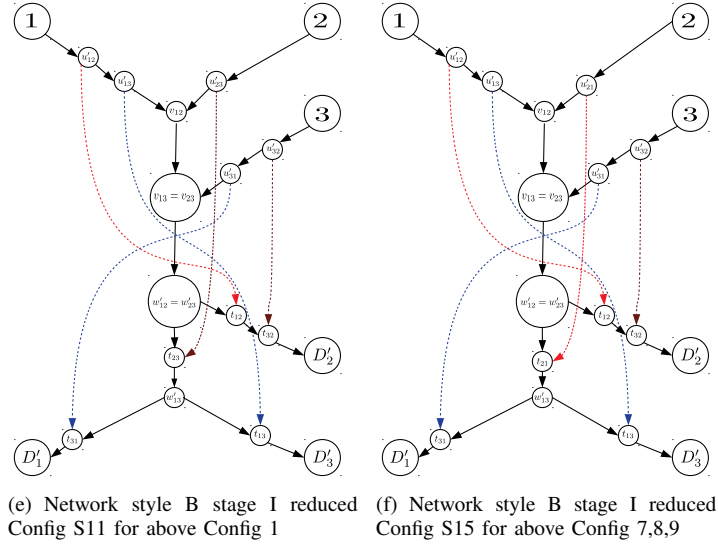
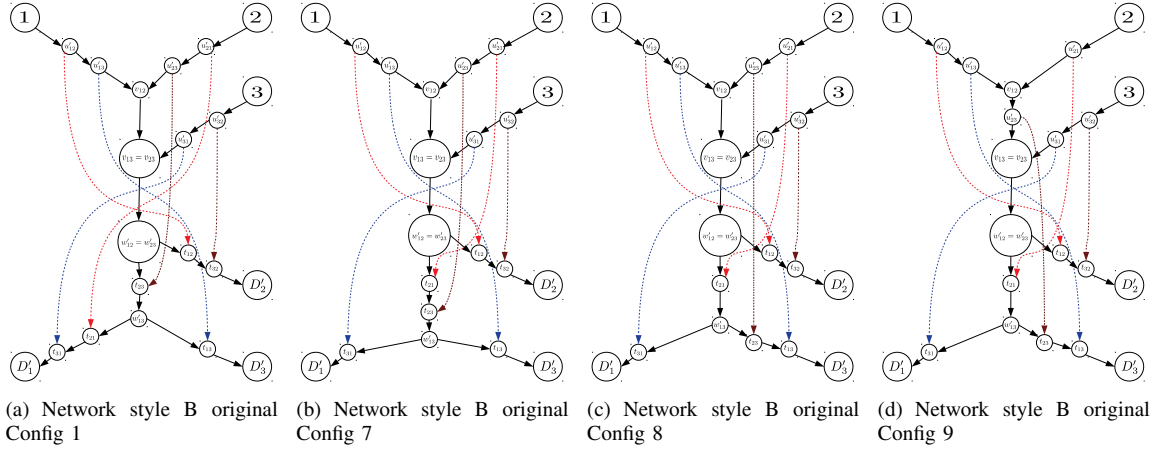
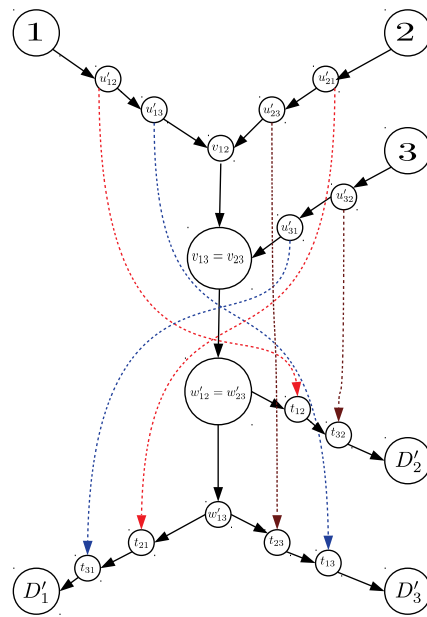
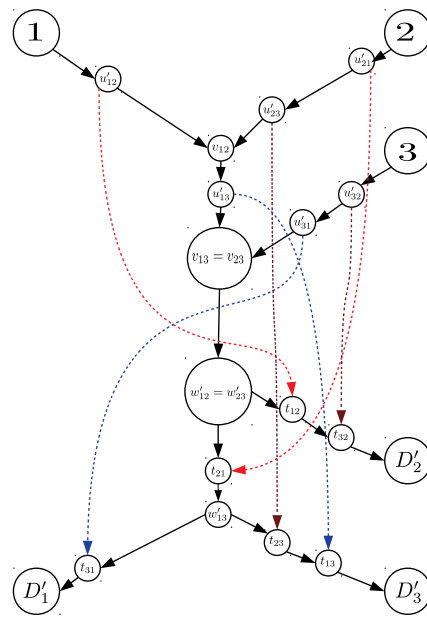


Fig. 20



(a) Network style B original Config 2 same for reduced Config S12 and S22

Fig. 21



(a) Network style B original Config 11 same for reduced Config S16 and S24

Fig. 23