

Variations on Photon Vacuum Polarization

Fred Jegerlehner

Deutsches Elektronen-Synchrotron (DESY), Platanenallee 6,
D-15738 Zeuthen, Germany
Humboldt-Universität zu Berlin, Institut für Physik, Newtonstrasse 15,
D-12489 Berlin, Germany

Abstract

I provide updates for the theoretical predictions of the muon and electron anomalous magnetic moments, for the shift in the fine structure constant $\alpha(M_Z)$ and for the weak mixing parameter $\sin^2 \Theta_W(M_Z)$. Phenomenological results for Euclidean time correlators, the key objects in the lattice QCD approach to hadronic vacuum polarization, are briefly considered. Furthermore, I present a list of isospin breaking and electromagnetic corrections for the lepton moments, which may be used to supplement lattice QCD results obtained in the isospin limit and without the e.m. corrections.

* Invited talk *International Workshop on e^+e^- collisions from Phi to Psi 2017*, 26-29 June 2017, Mainz, Germany

Variations on Photon Vacuum Polarization

Fred Jegerlehner^{1,2,*}

¹Deutsches Elektronen-Synchrotron (DESY), Platanenallee 6, D-15738 Zeuthen, Germany

²Humboldt-Universität zu Berlin, Institut für Physik, Newtonstrasse 15, D-12489 Berlin, Germany

Abstract. I provide updates for the theoretical predictions of the muon and electron anomalous magnetic moments, for the shift in the fine structure constant $\alpha(M_Z)$ and for the weak mixing parameter $\sin^2 \Theta_W(M_Z)$. Phenomenological results for Euclidean time correlators, the key objects in the lattice QCD approach to hadronic vacuum polarization, are briefly considered. Furthermore, I present a list of isospin breaking and electromagnetic corrections for the lepton moments, which may be used to supplement lattice QCD results obtained in the isospin limit and without the e.m. corrections.

1 Introduction

I present some supplementary material on hadronic vacuum polarization effects which had not been included in my recent book [1] and the Frascati and Capri proceedings [2, 3]. On the data side recent BaBar exclusive channel data, BES-III, KEDR, CMD-3 and SND data are actualized (see these proceedings). Besides continuous progress in e^+e^- data also lattice QCD (LQCD) is coming closer and actually has provided results not available from elsewhere. This concerns information required for the evaluation of the $SU(2)$ gauge coupling $\alpha_2(s)$ which together with $\alpha(s)$ allows us to calculate the running weak mixing parameter $\sin^2 \Theta_W(s)$. A comparison with lattice results allows one to check the right strategy of the required flavor recombination.

In view of the upcoming new muon $g - 2$ experiments [4, 5] still the biggest challenge are improved e^+e^- hadronic cross section measurements for improving hadronic vacuum polarization and $\gamma\gamma \rightarrow$ hadrons related cross section data for improving the hadronic light-by-light contribution. Substantial progress in lattice QCD calculations of the hadronic current correlators more and more produce important results which complement the dispersive approaches [6, 7].

2 HVP for the muon anomaly

The present status for the hadronic and weak contributions may be summarized by

$$\begin{aligned}
 a_\mu^{\text{had}(1)} &= (689.46 \pm 3.25)[688.77 \pm 3.38][688.07 \pm 1.14] 10^{-10} & (\text{LO}) \\
 a_\mu^{\text{had}(2)} &= (-99.27 \pm 0.67) 10^{-10} & (\text{NLO}) \\
 a_\mu^{\text{had}(3)} &= (1.224 \pm 0.010) 10^{-10} & (\text{NNLO}) [8] \\
 a_\mu^{\text{had,LbL}} &= (10.34 \pm 2.88) \times 10^{-10} & (\text{HLbL}) \\
 a_\mu^{\text{weak}} &= (15.36 \pm 0.11[m_H, m_t] \pm 0.023[\text{had}]) 10^{-10} & (\text{LO+NLO}) .
 \end{aligned} \tag{1}$$

*e-mail: fjeger@physik.hu-berlin.de

For details I refer to [1–3] and references therein (see also [9, 10]). The QED prediction of a_μ is given by (see [11–13])

$$a_\mu^{\text{QED}} = \frac{\alpha}{2\pi} + 0.765\,857\,423(16) \left(\frac{\alpha}{\pi}\right)^2 + 24.050\,509\,82(28) \left(\frac{\alpha}{\pi}\right)^3 + 130.8734(60) \left(\frac{\alpha}{\pi}\right)^4 + 751.917(932) \left(\frac{\alpha}{\pi}\right)^5. \quad (2)$$

Given the CODATA/PDG recommended value of α the theory confronts experiment as collected in Table 1. As is well known a “New Physics” interpretation of the persisting 3 to 4 σ difference between

Table 1. Standard model theory and experiment comparison

Contribution	Value $\times 10^{10}$	Error $\times 10^{10}$	Reference
QED incl. 4-loops + 5-loops	11 658 471.886	0.003	[11, 12]
Hadronic LO vacuum polarization	689.46	3.25	
Hadronic light-by-light	10.34	2.88	
Hadronic HO vacuum polarization	-8.70	0.06	
Weak to 2-loops	15.36	0.11	[14]
Theory	11 659 178.3	3.5	–
Experiment	11 659 209.1	6.3	[15]
The. - Exp. 4.3 standard deviations	-30.6	7.2	–

prediction and experiment requires relatively strongly coupled states in the range below about 250 GeV. Search bounds from LEP, Tevatron and specifically from the LHC already have ruled out a variety of Beyond the Standard Model (BSM) scenarios, so much that standard motivations of SUSY/GUT extensions seem to fall in disgrace.

There is no doubt that performing doable improvements on both the theory and the experimental side allows one to substantially sharpen (or diminish) the apparent gap between theory and experiment. Yet, even the present situation gives ample reason for speculations. Besides the proton radius puzzle (PRP) [16], no other experimental result has as many problems to be understood in terms of SM physics. *Note added:* The PRP has been solved by now [17]. A new very precise determination of the Rydberg constant in hydrogen spectroscopy reveals a value by 3 σ ’s lower than the 2014 CODATA value.

In any case a_μ constrains BSM scenarios distinctively and at the same time challenges a better understanding of the SM prediction.

3 HVP for the electron anomaly

For the electron anomaly the hadronic and weak contributions read

$$\begin{aligned} a_e^{\text{had}(1)} &= (184.90 \pm 1.08) 10^{-14} && (\text{LO}) \\ a_e^{\text{had}(2)} &= (-22.13 \pm 0.12) 10^{-14} && (\text{NLO}) \\ a_e^{\text{had}(3)} &= (2.80 \pm 0.02) 10^{-14} && (\text{NNLO}) [8] \\ a_e^{\text{had, LbL}} &= (3.7 \pm 0.5) \times 10^{-14} && (\text{HLbL}) \\ a_e^{\text{weak}} &= (3.053 \pm 0.002[m_H, m_t] \pm 0.023[\text{had}]) 10^{-14} && (\text{LO+NLO}) . \end{aligned} \quad (3)$$

The QED prediction of a_e including the recent results [11, 12] is given by

$$a_e^{\text{QED}} = \frac{\alpha}{2\pi} - 0.328\,478\,444\,002\,54(33) \left(\frac{\alpha}{\pi}\right)^2 + 1.181\,234\,016\,816(11) \left(\frac{\alpha}{\pi}\right)^3 - 1.91134(182) \left(\frac{\alpha}{\pi}\right)^4 + 7.791(580) \left(\frac{\alpha}{\pi}\right)^5. \quad (4)$$

The new quasi-analytic $O(\alpha^4)$ result by Laporta [12] is certainly a milestone in consolidating the QED part a_e^{QED} . For extracting α_{QED} the SM prediction

$$a_e^{\text{SM}} = a_e^{\text{QED}} + 1.723(12) \times 10^{-12} (\text{hadronic \& weak}) \quad (5)$$

is to be confronted with $a_e^{\text{exp}} = 1159\,652\,180.73(28)$ from experiment [18] as an input. I obtain $\alpha^{-1}(a_e) = 137.035\,999\,1550(331)(0)(27)(14)[333]$. Using α from atomic interferometry, specifically $\alpha(h/M_{\text{Rb11}})[0.66 \text{ ppb}]$ [$\alpha^{-1} = 137.035999037(91)$], the prediction of a_e , in units 10^{-12} , reads $a_e^{\text{the}} = 1159\,652\,177.28(77)(0)(4)$ [universal] + 2.738(0) [μ -loops] + 0.009(0) [τ -loops] + 1.693(13) [hadronic] + 0.030(0) [weak] = 1159 652 181.73(77) from SM theory, which confronts a_e^{exp} . Thus

$$a_e^{\text{exp}} - a_e^{\text{the}} = -1.00(0.82) \times 10^{-12}, \quad (6)$$

theory and experiment are in excellent agreement. We know that the sensitivity to new physics is reduced by $(m_\mu/m_e)^2 \cdot \delta a_e^{\text{exp}}/\delta a_\mu^{\text{exp}} \simeq 19$ relative to a_μ . Nevertheless, one has to keep in mind that a_e is suffering less from hadronic uncertainties and thus may provide a safer test. One should also keep in mind that experiments determining a_e on the one hand and a_μ on the other hand are very different with different systematics. While a_e is determined in a ultra cold environment a_μ has been determined with ultra relativistic (magic γ) muons so far. Presently, the a_e prediction is limited by the, by a factor $\delta\alpha(\text{Rb11})/\delta\alpha(a_e) \simeq 5.3$ less precise, α available. Combining all uncertainties a_μ is about a factor 43 more sensitive to new physics at present.

4 Hadronic VP and $\alpha(M_Z^2)$

The running electromagnetic fine structure constant is given by $\alpha(s) = \alpha/(1 - \Delta\alpha(s))$ with $\Delta\alpha(s) = \Delta\alpha_{\text{lep}}(s) + \Delta\alpha_{\text{had}}^{(5)}(s) + \Delta\alpha_{\text{top}}(s)$ where the non-perturbative part evaluated in terms of e^+e^- data reads

$$\Delta\alpha_{\text{hadrons}}^{(5)}(M_Z^2) = 0.027738 \pm 0.000158 [0.027523 \pm 0.000119], \quad (7)$$

where the second result has been obtained with the Euclidean split technique (Adler function approach). The related α then corresponds to

$$\alpha^{-1}(M_Z^2) = 128.919 \pm 0.022 [128.958 \pm 0.016]. \quad (8)$$

Reducing uncertainties via the Euclidean split technique works as follows: one may split the calculation as

$$\alpha(M_Z^2) = \alpha^{\text{data}}(-s_0) + [\alpha(-M_Z^2) - \alpha(-s_0)]^{\text{pQCD}} + [\alpha(M_Z^2) - \alpha(-M_Z^2)]^{\text{pQCD}}, \quad (9)$$

where the space-like $-s_0$ is chosen such that pQCD is well under control in the deep Euclidean region $-s < -s_0$. The monitor to control the applicability of pQCD is the Adler function $D(Q^2)$ [19]. It reveals that in the space-like region pQCD works well to predict $D(Q^2)$ down to $s_0 = (2.0 \text{ GeV})^2$. We then may safely use $D^{\text{pQCD}}(Q^2)$ to calculate perturbatively

$$\alpha(-M_Z^2) - \alpha(-s_0) = \frac{\alpha}{3\pi} \int_{s_0}^{M_Z^2} dQ'^2 \frac{D^{\text{pQCD}}(Q'^2)}{Q'^2}; \quad D(Q^2 = -s) = -(12\pi^2)s \frac{d\Pi'_\gamma(s)}{ds}. \quad (10)$$

For the offset $s_0 = (2.0 \text{ GeV})^2$ I obtain [20, 21] $\Delta\alpha_{\text{had}}^{(5)}(-s_0)^{\text{data}} = 0.006409 \pm 0.000063$, $\Delta\alpha_{\text{had}}^{(5)}(-M_Z^2) = 0.027483 \pm 0.000118$, $\Delta\alpha_{\text{had}}^{(5)}(M_Z^2) = 0.027523 \pm 0.000119$. A shift +0.000008 from the 5-loop contribution is included and an error ± 0.000100 has been added in quadrature from the perturbative part.

The QCD parameters used are $\alpha_s(M_Z) = 0.1189(20)$, $m_c(m_c) = 1.286(13)$ [$M_c = 1.666(17)$] GeV, $m_b(m_c) = 4.164(25)$ [$M_b = 4.800(29)$] GeV, and the evaluation is based on a complete 3-loop massive QCD analysis [22, 23]. Note: the Adler function monitored space-like data vs pQCD split approach is only moderately more pQCD-driven than the time-like approach adopted in [9, 24–26] and by others. For the first direct measurements of $\Delta\alpha_{\text{had}}^{(5)}(s)$ in the ρ resonance region see [27].

5 Hadronic VP and $\alpha_2(M_Z^2)$

In electroweak precision physics non-perturbative hadronic effect primarily show up via the gauge boson self-energy functions. A prominent example is the scale dependence of the weak mixing parameter $\sin^2 \Theta_W(s)$. Note that $\sin^2 \Theta_W(0) / \sin^2 \Theta_W(M_Z^2) = 1.02876$ a 3% correction established at 6.5σ . To understand this one needs precise information of the $SU(2)$ running gauge coupling $\alpha_2(s)$. The hadronic shift is related to the correlator $\langle 3\gamma \rangle$ where “3” marks the 3rd component of the weak isospin current and “ γ ” the e.m. current. As in the case of $\alpha(s)$ the non-perturbative hadronic contribution can be evaluated in terms of e^+e^- data in conjunction with separating and reweighting the various flavor contributions [28, 29]. This has been implemented in the 2016/17 versions of the alphaQED package [30]. The changes affect the $\alpha_2(s)$ routines `alpha2SMr17.f`, `alpha2SMc17.f` and the $\sin^2 \theta_{\text{eff}}$ routine `ACWMSin2theta.f`. The different trials are compared in Tab. 2 and the updated $\sin^2 \Theta_W(s)$ is shown in Fig. 1 for time-like as well as for space-like momentum transfer. Except from the LEP

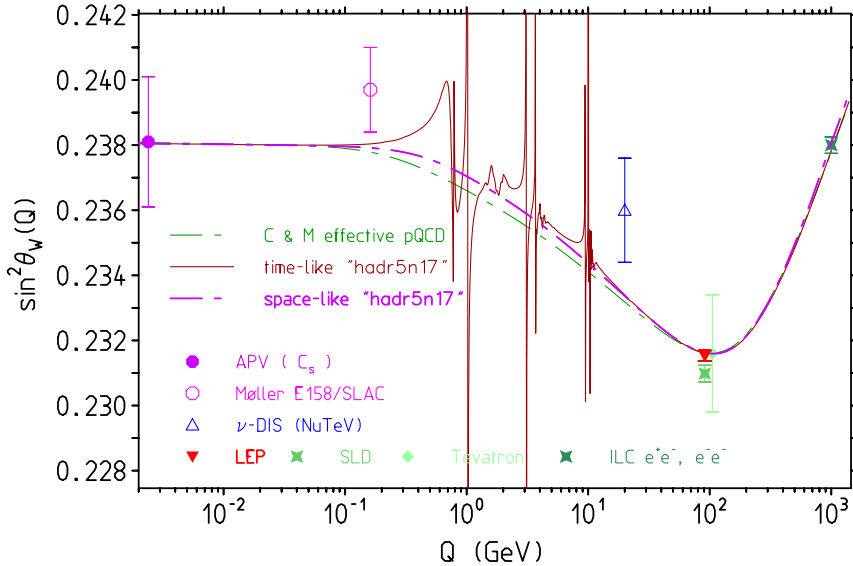


Figure 1. $\sin^2 \Theta_W(Q)$ as a function of Q in the time-like and space-like region. Hadronic uncertainties are included but barely visible in this plot. Uncertainties from the input parameter $\sin^2 \Theta_W(0) = 0.23822(100)$ or $\sin^2 \Theta_W(M_Z^2) = 0.23153(16)$ are not shown. Note the substantial difference from applying pQCD with effective quark masses. Future ILC/FCC measurements at 1 TeV would be sensitive to Z' , $H^{\pm\pm}$ etc.

and SLD points (which deviate by 1.8σ), all existing measurements are of rather limited accuracy unfortunately! Upcoming experiments will improve results at low space-like Q substantially.

Table 2. Variants of flavor recombination of $\langle 3\gamma \rangle$ in terms of $\langle \gamma\gamma \rangle$. LQCD tests strongly disfavor “ $SU(2)$ ” [33, 34]

variant		weights	“model”	alphaQED	
$SU(3)$	=	$\frac{1}{2} [ud]^{I=1} + \frac{1}{2} [s]$	assuming $SU(3)$ symmetry	hadr5n09	
“ $SU(2)$ ”	=	$\frac{9}{20} [ud]^{I=1} + \frac{3}{4} [s]$	perturbative reweighting	hadr5n12	✗
VMD [iso]	=	$\frac{1}{2} [ud]^{I=1} + \frac{3}{4} [s]$	VMD isovector	hadr5n16/17	✓

6 Euclidean correlators testing flavor separation and reweighting

Here, we consider the calculation of Euclidean time correlators, which can be calculated in lattice QCD [31, 32]. The aim is to compare lattice results with evaluations obtainable from the data. As we know, in the low energy region assuming $SU(3)$ flavor symmetry is not a good approximation. The $SU(2)$ version assuming OZI violating effects to be negligible corresponds to a **perturbative reweighting!** This has been implemented in the 2012 version of the alphaQED package. Later, lattice evaluations [33, 34] revealed this to mismatch the data, while the “old” [28] agreed much better, see [34]. Nevertheless, the $SU(3)$ flavor symmetry argument also looks the be rather crude when looking at correlator in the low energy regime. In place of the untenable assumption that OZI violating terms are small, we may argue by isovector ρ meson dominance (VMD isovector) which suggests an isospin factor 1/2 in place of 9/20 suggested by perturbative reweighting. A 10% difference in the ud part.

Besides the flavor $SU(3)$ inspired weighting

$$\Pi_{uds}^{3\gamma} = \frac{1}{2} \Pi_{uds}^{\gamma\gamma}$$

the ρ dominance (exact in the isospin limit) assignment reads

$$\Pi_{ud}^{3\gamma} = \frac{1}{2} \Pi_{ud}^{\gamma\gamma} ; \quad \Pi_s^{3\gamma} = \frac{3}{4} \Pi_s^{\gamma\gamma}$$

which agrees well with lattice data.

On the e^+e^- data side, I apply flavor separation by hand, in particular for extracting the isovector part: we skip all final states involving photons like: $\pi^0\gamma$, $\eta\gamma$ channels,

as ud , $I = 0$ we include states with odd number of pions

as ud , $I = 1$ we include states with even number of pions

as $\bar{s}s$ we count all states with Kaons

States ηX with X some other hadrons are collected separately, and then split into $q = u, d$ and s components by experimentally established mixing.

Flavor separation is possible only in regions where exclusive channel cross sections are available. We perform this in the region 0.61 GeV to 2.1 GeV. Above this energy only inclusive $R(s)$ measurements are available, and a pQCD reweighting is applied.

Key objects in lattice QCD are Euclidean time correlators:

$$I(t) = t^3 \int_a^\infty d\omega \omega^2 \rho(\omega^2) e^{-\omega t} ; \quad \rho(s) = \frac{R(s)}{12\pi^2} . \quad (11)$$

Normalization (as in [28] i.e. as weak currents in SM): $D_{\gamma\gamma}(t) = \langle \gamma\gamma \rangle(t)$; $D_{\gamma 3}(t) = \frac{1}{2} \langle \gamma 3 \rangle(t)$. The Euclidean time variable t is in units of 1 fermi fm = 0.1973269631 in GeV^{-1} , i.e. $t = \text{fm}/E[\text{GeV}]$.

For $R(s) = 1$ the integral is given by

$$I(t, a, L)[R = 1] = \frac{1}{12\pi^2} t^3 \int_a^L d\omega \omega^2 e^{-\omega t} = \frac{1}{12\pi^2} \left\{ (a^2 t^2 + 2at + 2) e^{-at} - (L^2 t^2 + 2Lt + 2) e^{-Lt} \right\}.$$

Calculated in terms of $R(s)$ the flavor-recombination variants listed in Table 2 are compared in Fig. 2 and results for the “best fit” are shown in Fig. 3 for different flavor contents¹.

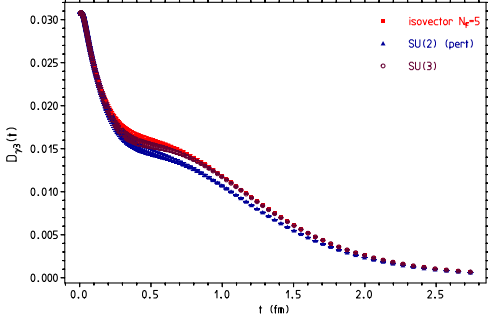


Figure 2. $D_{\gamma^3}(t)$ versions of flavor separation a) VMD isovector, b) in the $SU(2)$ and neglecting OZI suppressed terms = perturbative reweighting, with c) flavor separation in the $SU(3)$ limit including OZI suppressed contributions. Version a) fits best to lattice data, c) shows also reasonable agreement, while b) is significantly off, i.e. perturbative reweighting and/or neglecting OZI suppressed effects is inadequate.

7 IB and EM corrections to lattice QCD HVP results

Lattice QCD ab initio calculations of Euclidean current correlators come closer to produce results providing important crosschecks of the standard dispersion relation approach based on e^+e^- data. Here, in Table 3 I provide and update for a_μ , a_e and a_r , respectively, isospin breaking (IB) and electromagnetic (EM) corrections not included so far in lattice calculations. A detailed description of the calculations may be found in my book [1]. After submitting the manuscript of the book, I had more time to think carefully about the isospin and e.m. corrections. So I found one of the corrections concerning the dependence on the pion mass not to be the relevant answer to the question what would be the change of a $m_{\pi^0} \rightarrow m_{\pi^\pm}$ shift in lattice results. The shift has been estimated using the Gounaris-Sakurai (GS) parametrization², which however **has not the correct dependence on the pion mass**, because it includes M_ρ , Γ_ρ and m_π as independent parameters and the shift has been calculated at fixed resonance

¹One may calculate a_μ directly in terms of the Euclidean time correlator as [38]

$$a_\mu^{\text{HVP-LO}} = 4 \alpha^2 m_\mu \int_0^\infty dt t^3 I(t) \bar{K}(t) \quad (12)$$

with kernel

$$\bar{K}(t) = \frac{2}{m_\mu t^3} \int_0^\infty \frac{dQ}{Q} f(Q^2) \left[(Q/E_0)^2 - 4 \sin^2 \left(\frac{1}{2} Q/E_0 \right) \right]_{E_0=1/t} \quad (13)$$

and

$$f(s) = \frac{1}{m_\mu^2} r Z(r)^3 \frac{1 - r Z(r)}{1 + r Z(r)^2}; \quad Z(r) = \frac{(\sqrt{r^2 + 4r} - r)}{2r}; \quad ; \quad r = s/m_\mu^2. \quad (14)$$

I find $a_\mu^{\text{had}} = 685.58(1.30)(4.85) \times 10^{-10}$ from Euclidean time correlator for the HVP LO contribution (obtained as a 2-step integration), in very good agreement with the result of the direct integration of $R(s)$ $a_\mu^{\text{had}} = 686.04(0.90)(4.09) \times 10^{-10}$.

²Specifically, I use GS neutral channel (NC) [35] Eqs. 8 to 18 and GS charged channel (CC) see [36] Eqs. 11 to 16

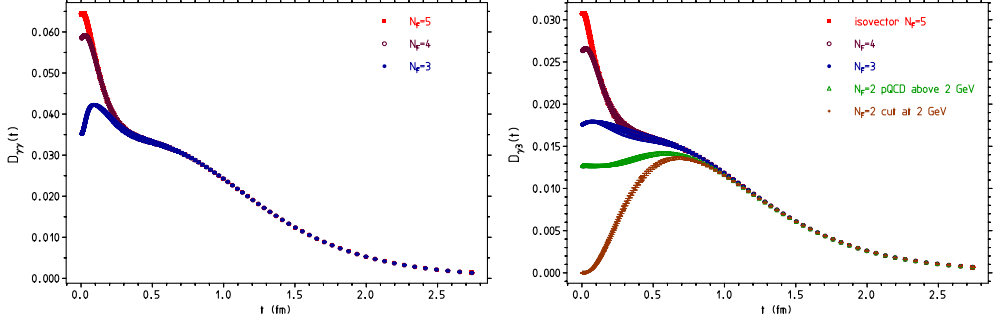


Figure 3. Euclidean correlators. Left: $\langle \gamma\gamma \rangle$ for $N_f = 3, 4$ and 5 flavors. Right: the same for the $\langle 3\gamma \rangle$ time correlator In the (u, d) sector $\langle 3\gamma \rangle$ is $1/2 \langle \gamma\gamma \rangle$.

mass and width. Changing m_π in the standard Gounaris-Sakurai parametrization (as commonly done in calculating IB effects for the relation between CC (tau) and NC (ee) channels), this is only a partial effect, as the GS formula includes the pion mass dependence in some hidden form. When one uses instead a QFT version as discussed e.g. in [37] (i.e. a QFT provided form of the Breit-Wigner) or also as modeled by the HLS approach one obtains a very different pion mass dependence, as given now in a modified table. The pion mass shift in $|F_\pi|^2$ is now much larger and compensates largely the large shift in the relation between $R(s)$ and $|F_\pi|^2$.

So there is an update of Table 5.24 of the book [1] (entries concerning the pion mass dependence) to be replaced by Table 3.

My suspicion that something must be wrong with the GS estimate of the pion mass shift I had when I looked at the shift in the width of the ρ from $m_\pi \rightarrow m_{\pi^0}$, which is actually large (about 2 MeV) but seemed to have a small effect on $|F_\pi|^2$, which turns out to be an outcome of the GS form.

If one considers the QFT version of the Breit-Wigner, one can see that the cross section σ_{BW} at peak

$$\sigma_{BW} = \frac{12\pi}{M_\rho^2} \frac{\Gamma_{ee}}{\Gamma_{tot}} \text{ at peak}$$

only depends on the ρ mass and the ratio Γ_{ee}/Γ_{tot} at M_ρ , so the dependence on m_π must be small³ and results from the fact the $\pi\pi$ channel is not 100% saturated by the ρ meson. I advocate to perform the $m_{\pi^0} \rightarrow m_{\pi^\pm}$ extrapolation on lattice data directly! Otherwise, utilizing a GS ansatz for the extrapolation of lattice data in the pion mass, requires to take into account the proper pion mass dependence of mass and width of the vector resonance as well.

One is always tempted to take the GS parametrization of the $\pi\pi$ data because experiments as well as the PDG still are extracting the ρ parameters by using the GS formula, which we criticized in [37]. The VMD I ansatz on which GS is based has actually been criticized by Kroll, Lee and Zumino in 1967 already for lack of e.m. gauge invariance.

For the charged channel the corresponding results are collected in Table 4. Summing up the various corrections yields the results listed in Table 5.

Which of the corrections has to be supplemented depends on the what and whatnot has been included in a given lattice QCD calculation.

³The velocity factors which cause the large shifts in the widths are common in Γ_{ee} and Γ_{tot} and thus drop out in the cross-section. The parameter to be kept fixed if the dimensionless $\rho \rightarrow \pi\pi$ coupling $g_{\rho\pi\pi}$.

Table 3. Neutral channel: muon, electron and τ missing effects in lattice QCD simulations performed in the isospin limit $m_d = m_u$ and without QED effects. Effects have been integrated from 300 MeV to 1 GeV

Correction type	$\delta a_\mu \times 10^{10}$		$\delta a_e \times 10^{14}$		$\delta a_\tau \times 10^8$	
	GS fit	shift	GS fit	shift	GS fit	shift
$I = 1$ NC: GS fit of e^+e^- data ^[1]	489.21*		134.49*		167.66*	
$\omega - \rho$ mixing	491.89	+2.68	135.24	+0.75	168.39	+0.73
FSR of ee $I = 1 + 0$	496.11	+4.22	136.41	+1.17	169.80	+1.41
$\gamma - \rho$ mixing	486.47	-2.74	133.99	-0.50	165.14	-2.52
Elmag. shift $m_{\pi^0} \rightarrow m_{\pi^\pm}$	shift of *					
$I = 1$ NC $m_\pi = m_{\pi^0}$ $R(s)$ vs. $ F_\pi ^2$ ^[2]	502.01	+12.81	138.21	+3.72	171.22	+3.56
$I = 1$ NC $m_\pi = m_{\pi^\pm}$ $ F_\pi ^2$ ^[3]	455.89		125.76		154.23	
$I = 1$ NC $m_\pi = m_{\pi^0}$ $ F_\pi ^2$	441.97	-13.92	121.85	-3.91	150.05	-4.18
Combined $m_\pi = m_{\pi^0}$	500.91		137.91		170.83	
Physical $m_\pi = m_{\pi^\pm}$ ^[4]	489.20	1.12	134.49	0.19	167.66	0.62
Elmag. channels [39]						
$\pi^0\gamma$	4.64 ± 0.04		1.33 ± 0.04		2.11 ± 0.05	
$\eta\gamma$	0.65 ± 0.01		0.17 ± 0.00		0.33 ± 0.01	
$\pi^+\pi^-\pi^0$ missing disconnected ?	5.26 ± 0.15		1.76 ± 0.06		2.90 ± 0.10	

^[1] ω switched off, ^[2] $|F_\pi|^2$ fixed], ^[3] [BW ρ FF], ^[4] plus e.m. shift in mass&width of the ρ

Table 4. Charged channel: missing effects in lattice QCD simulations performed in the isospin limit $m_d = m_u$ and without QED effects. Tabulated are the effects δa_ℓ ($\ell = \mu, e, \tau$) integrated from 300 MeV to 1 GeV

Correction type	$\delta a_\mu \times 10^{10}$		$\delta a_e \times 10^{14}$		$\delta a_\tau \times 10^8$	
	GS fit	shift	GS fit	shift	GS fit	shift
GS fit of τ data	505.32		139.22		171.35	
$+\delta M_\rho, +\delta\Gamma_\rho$	501.44	-3.88	138.16	-1.06	170.04	- 1.31
$1/G_{EM}$	504.62	-0.70	138.94	-0.28	171.51	+ 0.16
β_-^3/β_0^3	498.73	-6.59	137.30	-1.92	169.53	- 1.82
$I = 1$, LQCD type	494.15	-11.17	135.96	-3.26	168.38	- 2.97

Table 5. Neutral channel: total shifts for a_ℓ ($\ell = \mu, e, \tau$)

type of correction	$\delta a_\mu \times 10^{10}$	$\delta a_e \times 10^{12}$	$\delta a_\tau \times 10^8$
iso+em from $\pi\pi$ channel :	+4.16(4)	+ 1.42(1)	-0.38(0)
incl e.m. decays $\pi^0\gamma$ and $\eta\gamma$:	+ 5.29(4)	+ 1.19(4)	+ 2.06(7)
missing $\phi \rightarrow \pi^+\pi^-\pi^0$?:	+ 5.26(15)	+ 1.35(4)	+ 2.78(8)
sum	14.71(16)	3.96(6)	4.46(11)

Acknowledgments: I thank the organizers of the Phi to Psi 2017 Workshop at Mainz for the kind invitation and the kind hospitality and DESY for the support.

References

- [1] F. Jegerlehner, *The Anomalous Magnetic Moment of the Muon*, Springer Tracts Mod. Phys. **274**, pp.1 (2017), doi:10.1007/978-3-319-63577-4
- [2] F. Jegerlehner, arXiv:1705.00263 [hep-ph].
- [3] F. Jegerlehner, EPJ Web Conf. **118**, 01016 (2016)
- [4] B. Lee Roberts, *FNAL $(g - 2)_\mu$ Experiment*, these proceedings
- [5] Tsutomu Mibe, *JPARC $(g - 2)_\mu$ Experiment*, these proceedings
- [6] Gilberto Colangelo, *HLBL Dispersive theory Bern*, these proceedings
- [7] Vladislav Pauk, *HLBL Dispersive theory Mainz*, these proceedings
- [8] A. Kurz, T. Liu, P. Marquard, M. Steinhauser, Phys. Lett. B **734**, 144 (2014)
- [9] Z. Zhang, EPJ Web Conf. **118**, 01036 (2016) and these proceedings
- [10] K. Hagiwara et al., Nucl. Part. Phys. Proc. **287-288**, 33 (2017); T. Teubner, these proceedings
- [11] T. Aoyama, M. Hayakawa, T. Kinoshita, M. Nio, Phys. Rev. Lett. **109**, 111807 (2012); ibid. 111808 (2012); Phys. Rev. D **91**, 033006 (2015)
- [12] S. Laporta, Phys. Lett. B **772**, 232 (2017)
- [13] A. Kurz et al., PoS LL **2016**, 009 (2016); M. Steinhauser, these proceedings
- [14] C. Gnendiger, D. Stöckinger, H. Stöckinger-Kim, Phys. Rev. D **88**, 053005 (2013)
- [15] G. W. Bennett et al. [Muon $(g-2)$ Collab.], Phys. Rev. Lett. **92**, 161802 (2004)
- [16] J. J. Krauth et al., arXiv:1706.00696 [physics.atom-ph].
- [17] A. Beyer et al., Science, **358**:79 (2017), DOI: 10.1126/science.aah6677.
- [18] B. Odom, D. Hanneke, B. D’Urso, G. Gabrielse Phys. Rev. Lett. **97**, 030801 (2006)
- [19] S. Eidelman, F. Jegerlehner, A. L. Kataev, O. Veretin, Phys. Lett. B **454**, 369 (1999)
- [20] F. Jegerlehner, In: *Radiative Corrections*, ed J. Solà (World Scientific, Singapore 1999) pp 75–89
- [21] F. Jegerlehner, Nucl. Phys. Proc. Suppl. **181-182**, 135 (2008)
- [22] K. G. Chetyrkin, J. H. Kühn, M. Steinhauser, Nucl. Phys. B **482**, 213 (1996)
- [23] K. G. Chetyrkin, R. Harlander, J. H. Kühn, M. Steinhauser, Nucl. Phys. B **503**, 339 (1997)
- [24] M. Davier, S. Eidelman, A. Höcker, Z. Zhang, Eur. Phys. J. C **31**, 503 (2003)
- [25] S. Ghozzi, F. Jegerlehner, Phys. Lett. B **583**, 222 (2004)
- [26] M. Davier et al., Eur. Phys. J. C **66**, 127 (2010)
- [27] A. Anastasi et al. [KLOE-2 Collab.], Phys. Lett. B **767**, 485 (2017);
G. Venanzoni [KLOE-2 Collab.], arXiv:1705.10365 [hep-ex] and these proceedings
- [28] F. Jegerlehner, Z. Phys. C **32**, 195 (1986)
- [29] F. Jegerlehner, Nuovo Cim. **034C**, 31 (2011) [arXiv:1107.4683 [hep-ph]]
- [30] <http://www-com.physik.hu-berlin.de/~fjeger/alphaQED17.tar.gz>
- [31] H. B. Meyer, Phys. Rev. Lett. **107**, 072002 (2011)
- [32] D. Bernecker, H. B. Meyer, Eur. Phys. J. A **47**, 148 (2011)
- [33] A. Francis, G. von Hippel, H. B. Meyer, F. Jegerlehner, PoS LATTICE **2013**, 320 (2013)
- [34] F. Burger, K. Jansen, M. Petschlies, G. Pientka, JHEP **1511**, 215 (2015)
- [35] R. R. Akhmetshin et al. [CMD-2 Collaboration], Phys. Lett. B **527**, 161 (2002)
- [36] M. Fujikawa et al. [Belle Collaboration], Phys. Rev. D **78**, 072006 (2008)
- [37] F. Jegerlehner, R. Szafron, Eur. Phys. J. C **71**, 1632 (2011)
- [38] T. Izubuchi, private communication
- [39] M. Benayoun, P. David, L. DelBuono, F. Jegerlehner, Eur. Phys. J. C **72** (2012) 1848