

# Search for rare and exotic Higgs Boson decay modes

Junquan Tao<sup>1,a</sup> on behalf of the CMS collaboration

<sup>1</sup>*Institute of High Energy Physics, Chinese Academy of Sciences, 100049 Beijing, China*

**Abstract.** The latest results in the search for rare and exotic Higgs boson decays in proton-proton collision events collected with the CMS detector at the LHC are presented. The searches are performed for several decay modes of Higgs boson including  $H \rightarrow X(X \rightarrow 2\ell)\gamma$  ( $X = Z, \gamma^*$  and  $\ell = e, \mu$ ),  $H \rightarrow \mu\mu/ee$ , invisible decays, lepton flavour violating decays and Higgs decay to light scalars or pseudo-scalars. No hint for new physics has been found from the analyzed results with the full LHC run-1 data collected during 2011 and 2012 at  $\sqrt{s} = 7-8$  TeV and with the run-2 data at  $\sqrt{s} = 13$  TeV collected during 2015 and 2016. Limits are set for all the searches which have been performed by CMS.

## 1 Introduction

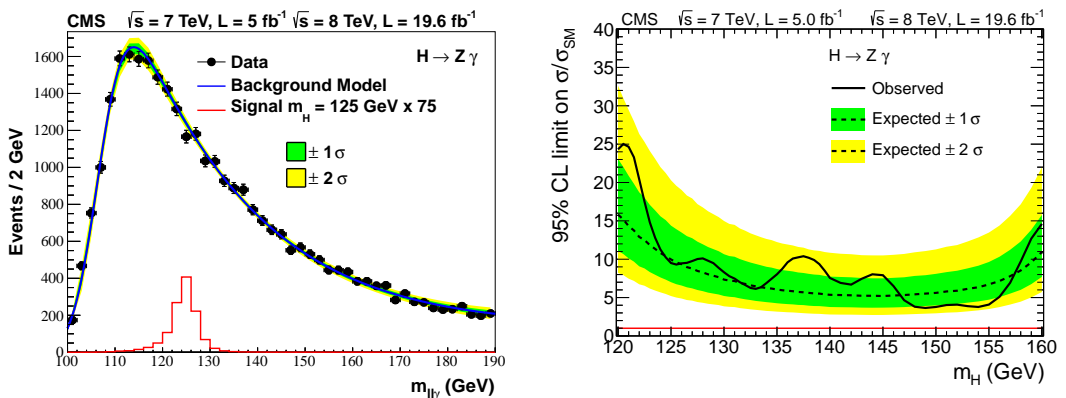
The discovery of the Higgs boson with a mass of  $125.09 \pm 0.24$  GeV [1–3] at the Large Hadron Collider (LHC) has generated great interest in exploring its properties. Many measurements from LHC have confirmed that the Higgs boson has properties, including spin, CP, and coupling strengths, that are compatible with those expected for the Higgs boson of the SM [4–6]. However the scalar sector is not well known experimentally yet, and current measurements could still accommodate for large contributions of new physics in this sector. Constraints on new physics from the LHC are still relatively loose [7], which leaves room for beyond the standard model (BSM) physics. Many Higgs rare decays of Higgs boson in SM have yet to be observed, which may be sensitive to new physics if additional Higgs couplings exist. Observing exotic decays of the Higgs boson would be a striking direct evidence for the existence of physics beyond the SM. The latest results in the search for rare and exotic Higgs boson decays in proton-proton collision events collected with the CMS detector at the LHC will be summarized in this paper. The searches are performed for an extensive set of decay modes of Higgs boson including  $H \rightarrow X(X \rightarrow 2\ell)\gamma$  ( $X = Z, \gamma^*$  and  $\ell = e, \mu$ ),  $H \rightarrow \mu\mu/ee$ , invisible decays, lepton flavour violating decays and Higgs decay to light scalars or pseudo-scalars, with the full LHC run-1 data collected during 2011 and 2012 at  $\sqrt{s} = 7-8$  TeV and with the run-2 data at  $\sqrt{s} = 13$  TeV collected during 2015 and 2016. The searches are generally performed in a model independent approach, and exclusion limits in terms of production cross section times the corresponding decay branching ratio are presented. Many of the results are interpreted according to beyond-SM (BSM) Higgs scenarios, which include the Two Higgs Doublet Model (2HDM) and the Singlet Model.

---

<sup>a</sup>e-mail: taojq@mail.ihep.ac.cn

## 2 $H \rightarrow X\gamma$

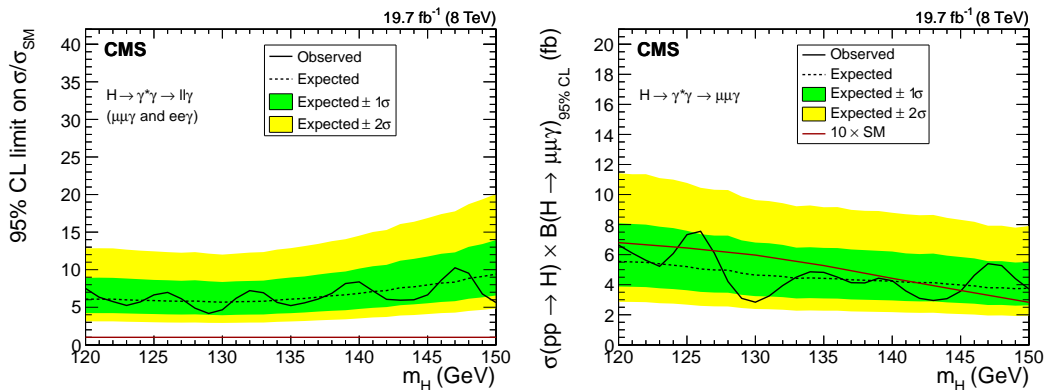
Within the SM, the partial width for the  $H \rightarrow Z\gamma$  decay channel ( $\Gamma_{Z\gamma}$ ) is rather small, resulting in a branching fraction between 0.11% and 0.25% in the 120 – 160 GeV [8, 9] mass range. A measurement of  $\Gamma_{Z\gamma}$  provides important information on the underlying dynamics of the Higgs sector because it is induced by loops of heavy charged particles, just as for the  $H \rightarrow \gamma\gamma$  decay channel. This paper summarizes the most recent search for a Higgs boson in the  $H \rightarrow Z\gamma$  final state at the LHC in the 120 – 160 GeV mass range, with the Z boson decaying into an electron or a muon pair [10]. This is a clean final-state topology with an effective mass peak resolution of about 1-3%. Events were collected at center-of-mass energies of 7 TeV and 8 TeV, corresponding to integrated luminosities of  $5.0 \text{ fb}^{-1}$  and  $19.6 \text{ fb}^{-1}$ , respectively. The selected events are required to have opposite-sign electron or muon pairs. The mass spectrum for all channels combined is shown in the left plot of Fig. 1. No excess above standard model predictions has been found in the 120–160 GeV mass range and the first limits on the Higgs boson production cross section times the  $H \rightarrow Z\gamma$  branching fraction at the LHC have been derived, as shown in the right plot of Fig. 1. For a standard model Higgs boson mass of 125 GeV the expected limit at the 95% confidence level is 10 and the observed limit is 9.5.



**Figure 1.** Left plot shows the  $m_{\ell\ell\gamma}$  spectrum in the electron and the muon channels for the 7 and 8 TeV data combined, without weighting by the expected signal to background ratio of the individual data samples. Also shown is the expected signal due to a 125 GeV standard model Higgs boson, scaled by 75, and the sum of the individual fits made to the data for each channel and event class. The uncertainty band reflects the statistical uncertainty from the fits to the data. The exclusion limit on the cross section times the branching fraction of a Higgs boson decaying into a Z boson and a photon divided by the SM value is shown in the right plot. The red line represents the same cross section times the branching fraction as the SM prediction [10].

The rare decay into the  $\ell\ell\gamma$  final state of the Higgs boson is a rich source of information that can enhance our understanding of its basic properties and probe novel couplings predicted by extensions of the standard model of particle physics. The search for a Higgs boson decay  $H \rightarrow \gamma^*\gamma \rightarrow \ell\ell\gamma$  is performed using proton-proton collision data recorded with the CMS detector at the LHC at a centre-of-mass energy of 8 TeV, corresponding to an integrated luminosity of  $19.7 \text{ fb}^{-1}$  [11]. No excess above the background predictions has been found in the three-body invariant mass range  $120 < m_{\ell\ell\gamma} < 150 \text{ GeV}$ . Limits on the Higgs boson production cross section times the  $H \rightarrow \gamma^*\gamma \rightarrow \ell\ell\gamma$  branching fraction divided by the SM values have been derived, as shown in the left plot of Fig. 2. The observed limit for  $m_H = 125 \text{ GeV}$  is about 6.7 times the SM prediction. Limits at 95% CL on

$\sigma(pp \rightarrow H) \mathcal{B}(H \rightarrow \mu\mu\gamma)$  for a narrow resonance are also obtained in the muon channel, as shown in the right plot of Fig. 2. The observed limit for  $m_H = 125$  GeV is 7.3 fb. In addition, a search is performed for  $H \rightarrow J/\psi\gamma \rightarrow \mu\mu\gamma$  decay for  $m_H = 125$  GeV, which is sensitive to the Higgs boson coupling to charm quark and a promising way to access the couplings of the Higgs boson to the second generation quarks at the LHC [11]. Events consistent with the  $J/\psi$  in dimuon invariant mass are used to set a 95% CL limit on the branching fraction  $\mathcal{B}(H \rightarrow J/\psi\gamma) < 1.5 \times 10^{-3}$ , that is, 540 times the SM prediction for  $m_H = 125$  GeV.

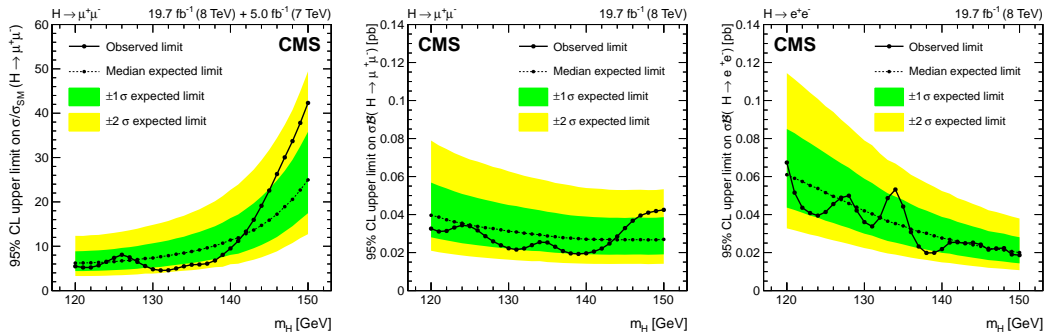


**Figure 2.** (Left) The 95% CL exclusion limit, as a function of the mass hypothesis,  $m_H$ , on  $\sigma/\sigma_{SM}$ , the cross section times the branching fraction of a Higgs boson decaying into a photon and a lepton pair with  $m_{\ell\ell} < 20$  GeV, divided by the SM value. (Right) The 95% CL exclusion limit on  $\sigma(pp \rightarrow H) \mathcal{B}(H \rightarrow \mu\mu\gamma)$ , with  $m_{\mu\mu} < 20$  GeV, for a Higgs-like particle, as a function of the mass hypothesis,  $m_H$  [11].

### 3 $H \rightarrow \mu\mu/ee$

For a Higgs boson mass,  $m_H$ , of 125 GeV, the SM prediction for the Higgs to  $\mu^+\mu^-$  branching fraction,  $\mathcal{B}(H \rightarrow \mu^+\mu^-)$ , is among the smallest accessible at the CERN LHC,  $2.2 \times 10^{-4}$  [12], while the SM prediction for  $\mathcal{B}(H \rightarrow e^+e^-)$  of approximately  $5 \times 10^{-9}$  is inaccessible at the LHC. Experimentally, however,  $H \rightarrow \mu^+\mu^-$  and  $H \rightarrow e^+e^-$  are the cleanest of the fermionic decays. The clean final states allow a better sensitivity, in terms of cross section,  $\sigma$ , times branching fraction,  $\mathcal{B}$ , than  $H \rightarrow \tau^+\tau^-$ . In addition, a measurement of the  $H \rightarrow \mu^+\mu^-$  decay probes the Yukawa coupling of the Higgs boson to second-generation fermions, an important input in understanding the mechanism of electroweak symmetry breaking in the SM [13, 14]. Deviations from the SM expectation could also be a sign of BSM physics [15, 16]. The  $H \rightarrow \mu^+\mu^-$  search is performed on data corresponding to integrated luminosities of  $5.0 \pm 0.1 \text{ fb}^{-1}$  at a centre-of-mass energy of 7 TeV and  $19.7 \pm 0.5 \text{ fb}^{-1}$  at 8 TeV, while the  $H \rightarrow e^+e^-$  search is only performed on the 8 TeV data [17]. Results are presented for Higgs boson masses between 120 and 150 GeV. Events are split into categories corresponding to different production topologies and dilepton invariant mass resolutions. The signal strength is then extracted using a simultaneous fit to the dilepton invariant mass spectra in all of the categories. No significant  $H \rightarrow \mu^+\mu^-$  signal is observed. Upper limits are set on the signal strength at the 95% CL, as shown in the left plot of Fig. 3. The combined observed limit on the signal strength, for a Higgs boson with a mass of 125 GeV, is  $7.4$ , while the expected limit is  $6.5^{+2.8}_{-1.9}$ . Assuming the SM production cross

section, this corresponds to an upper limit of 0.0016 on  $\mathcal{B}(H \rightarrow \mu^+\mu^-)$ . For a Higgs boson mass of 125 GeV, the best fit signal strength is  $0.8^{+3.5}_{-3.4}$ . In the  $H \rightarrow e^+e^-$  channel, SM Higgs boson decays are far too rare to detect, and no signal is observed. For a Higgs boson mass of 125 GeV, a 95% CL upper limit of 0.041 pb is set on  $\sigma\mathcal{B}(H \rightarrow e^+e^-)$  at 8 TeV, as shown in the right plot of Fig. 3. Assuming the SM production cross section, this corresponds to an upper limit on  $\mathcal{B}(H \rightarrow e^+e^-)$  of 0.0019, which is approximately  $3.7 \times 10^5$  times the SM prediction. For comparison, the  $H \rightarrow \mu^+\mu^-$  observed 95% CL upper limit on  $\sigma\mathcal{B}(H \rightarrow \mu^+\mu^-)$  as shown in the middle plot of Fig. 3 is 0.033 pb (using only 8 TeV data), which is 7.0 times the expected SM Higgs boson cross section.



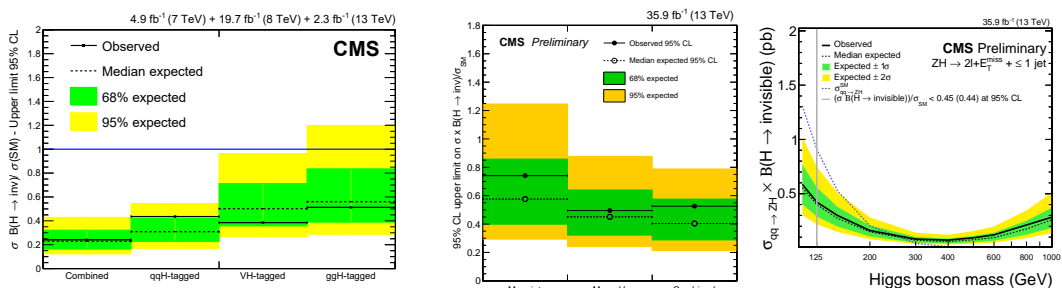
**Figure 3.** Mass scan for the background-only expected and observed combined exclusion limits (left). Exclusion limits on  $\sigma\mathcal{B}$  are shown for  $H \rightarrow \mu^+\mu^-$  (middle), and for  $H \rightarrow e^+e^-$  (right), both for 8 TeV. Theoretical uncertainties on the cross sections and branching fraction are omitted, and the relative contributions of GF, VBF, and VH are as predicted in the SM [17].

## 4 Invisible decays

A number of models for physics beyond the SM allow for invisible decay modes of the Higgs boson, such as decays to neutralinos in supersymmetric models [18] or graviscalars in models with extra spatial dimensions [19, 20]. More generally, invisible Higgs boson decays can be realised through interactions between the Higgs boson and dark matter (DM) [21]. Direct searches for invisible decays of the Higgs boson increase the sensitivity to the invisible Higgs boson width beyond the indirect constraints. The typical signature at the LHC is a large missing transverse momentum recoiling against a distinctive visible system. Firstly a combination of searches for invisible decays of the Higgs boson using data collected during 2011, 2012, and 2015 are presented [22]. The data collected with the CMS detector at the LHC correspond to integrated luminosities of 5.1, 19.7, and 2.3  $\text{fb}^{-1}$  at centre-of-mass energies of 7, 8, and 13 TeV, respectively. The combination includes searches targeting Higgs boson production in the ZH mode, in which a Z boson decays to  $\ell^+\ell^-$  or  $b\bar{b}$ , and the qqH mode, which is the most sensitive channel. The combination also includes the first searches at CMS targeting VH production, in which the vector boson decays hadronically, and the ggH mode in which the Higgs boson is produced in association with jets. No significant deviations from the SM predictions are observed and upper limits are placed on the branching fraction for the Higgs boson decay to invisible particles. The combination of all searches yields an observed (expected) upper limit on  $\mathcal{B}(H \rightarrow \text{inv})$  of 0.24 (0.23) at the 95% confidence level, assuming SM production of the Higgs boson.

Search for Higgs boson to invisible particles in final states with an energetic jet (Monojet) or a hadronically decaying W or Z boson (Mono-V) based on the 2016 data sample of proton-proton col-

lisions at  $\sqrt{s} = 13$  TeV corresponding to an integrated luminosity of  $35.9 \text{ fb}^{-1}$  is also presented [23]. The observed (expected) 95% CL upper limit on the invisible branching fraction of the Higgs boson,  $\sigma \times \mathcal{B}(H \rightarrow \text{inv})/\sigma_{\text{SM}}$ , is found to be 53% (40%). The limits are summarized in Fig. 4 (Middle). Additionally search for Higgs boson decaying invisibly and produced in association with the Z boson has been updated based on the 2016 data sample with an integrated luminosity of  $35.9 \text{ fb}^{-1}$  [24]. The 95% CL median expected and observed upper limits on the production cross section times branching fraction,  $\sigma_{ZH} \times C$ , computed with the asymptotic  $CL_s$  method are shown in Figure 4 (Right) for the  $E_T^{\text{miss}}$ -shape analysis. Assuming the SM production rate, the 95% observed (expected) CL upper limit on  $\mathcal{B}(H \rightarrow \text{inv})$  is 0.45 (0.44) using the  $E_T^{\text{miss}}$ -shape analysis, and 0.40 (0.42) using the multivariate analysis. The  $gg \rightarrow Z(\ell\ell)H$  process has been considered only for the 125 GeV mass point.

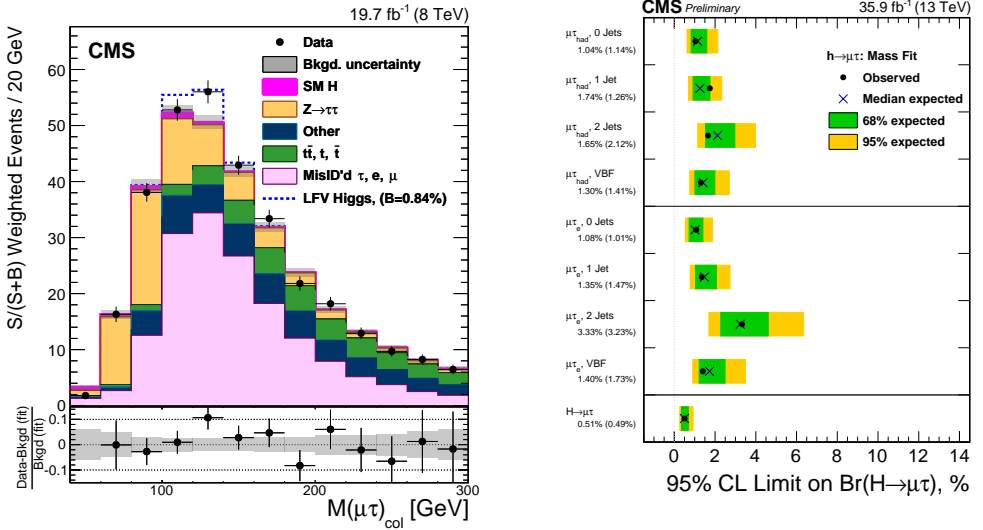


**Figure 4.** (Left) Observed and expected 95% CL limits on  $\sigma \times \mathcal{B}(H \rightarrow \text{inv})/\sigma_{\text{SM}}$  for individual combinations of categories targeting qqH, VH, and ggH production, and the full combination assuming a Higgs boson with a mass of 125 GeV [22]. (Middle) Expected (dotted black line) and observed (solid black line) 95% CL upper limits on the invisible branching fraction of the 125 GeV SM-like Higgs boson. Limits are shown for the monojet and mono-V categories separately, and also for their combination [23]. (Right) Expected and observed 95% CL upper limits on the production cross section times branching fraction,  $\sigma_{ZH} \times \mathcal{B}(H \rightarrow \text{inv})$  as a function of the Higgs boson mass [24].

## 5 Lepton flavour violating decays

In the standard model (SM), lepton flavour violating (LFV) decays of the Higgs boson are forbidden. Such decays can occur naturally in models with more than one Higgs boson doublet [25]. Based on  $\sqrt{s} = 8\text{TeV}$  and  $19.7 \text{ fb}^{-1}$  proton-proton collision data, CMS published the results of the search for a LFV decay of a Higgs boson with  $m_H = 125$  GeV in three channels,  $H \rightarrow \mu\tau$  [26],  $H \rightarrow e\tau$  and  $H \rightarrow e\mu$  [27]. The results from the  $H \rightarrow \mu\tau$  channel [26] combined the  $H \rightarrow \mu\tau_e$  and  $H \rightarrow \mu\tau_h$  decays, where  $\tau_e$  and  $\tau_h$  are tau leptons reconstructed in the electronic and hadronic decay channels, respectively. The results show an excess of data with respect to the SM background-only hypothesis at  $M_H = 125\text{GeV}$  with a significance of 2.4 standard deviations ( $\sigma$ ). The collinear mass  $M_{\text{col}}$ , which provides an estimator of the reconstructed Hmass using the observed decay products, is shown in Figure 5 (Left). A constraint is set on the branching fraction  $\mathcal{B}(H \rightarrow \mu\tau) < 1.51\%$  at 95% confidence level (CL), while the best fit branching fraction is  $\mathcal{B}(H \rightarrow \mu\tau) = (0.84^{+0.39}_{-0.37})\%$ . Based on the 2016 data sample of proton-proton collisions at  $\sqrt{s} = 13$  TeV corresponding to an integrated luminosity of  $35.9 \text{ fb}^{-1}$ , CMS updated the search for LFV decays of the Higgs boson with  $M_H = 125$  GeV. The updated search was performed in four decay channels,  $H \rightarrow \mu\tau_e$ ,  $H \rightarrow \mu\tau_h$ ,  $H \rightarrow e\tau_\mu$ ,  $H \rightarrow e\tau_h$ , where  $\tau_e, \tau_\mu$  and  $\tau_h$  correspond to the electronic, muonic and hadronic decay channels of  $\tau$  leptons,

respectively [28]. No evidence is found for LFV Higgs boson decays. The observed (expected) limits on the branching fraction of the Higgs boson to  $\mu\tau$  and to  $e\tau$  are found to be less than 0.25(0.25)% and 0.61(0.37)%, respectively.

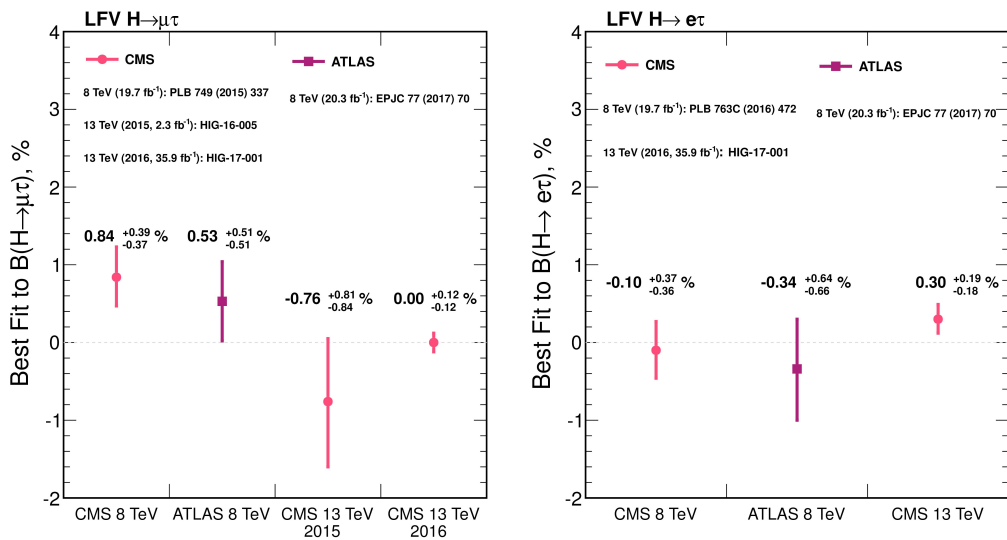


**Figure 5.** (Left) Distribution of the collinear mass  $M_{col}$  for all categories combined, with each category weighted by significance ( $S/(S+B)$ ) [26]. (Right) Observed and expected 95% CL upper limits on the  $\mathcal{B}(H \rightarrow \mu\tau)$  for each individual category and combined, from  $M_{col}$ -fit analysis [28].

The ATLAS Collaboration reported searches for  $H \rightarrow e\tau$  and  $H \rightarrow \mu\tau$ , finding no significant excess of events over the background expectation [29, 30]. The best fit branching fractions of  $H \rightarrow e\tau$  and  $H \rightarrow \mu\tau$  obtained from CMS Collaboration and ATLAS Collaboration are summarized in Figure 6.

## 6 Decay to light scalars or pseudo-scalars

There are many well-motivated models that predict the existence of decays of the Higgs boson to non-SM particles such as lighter scalars or pseudoscalars [31–33]. Both 2HDM and NMSSM may contain a light enough pseudoscalar state ( $a$ ), which can yield a large  $h \rightarrow aa$  branching fraction. Four searches for decays of the 125 GeV Higgs boson to pairs of lighter scalars or pseudoscalars are performed at CMS with  $\sqrt{s} = 8\text{TeV}$  and  $19.7\text{fb}^{-1}$  proton-proton collision data [34, 35],  $h \rightarrow aa \rightarrow 4\tau$ ,  $h \rightarrow aa \rightarrow 2\mu 2b$ ,  $h \rightarrow aa \rightarrow 2\mu 2\tau$  and  $h \rightarrow aa \rightarrow 4\mu$ , where the symbol  $a$  refers to both the light scalar and light pseudoscalar for notational simplicity. The data were found to be compatible with SM predictions. Upper limits are set on the product of the cross section and branching fraction for several signal processes. Searches for non standard decays of the SM-like Higgs boson to a pair of light pseudoscalar bosons are interpreted in the context of 2HDM+S. Because  $\mathcal{B}(a \rightarrow \tau^+\tau^-)$  is directly proportional to  $\mathcal{B}(a \rightarrow \mu^+\mu^-)$  in any type of 2HDM+S and so is  $\mathcal{B}(a \rightarrow b\bar{b})$  in type-1 and -2, the results of all analyses can be expressed as exclusion limits on  $\frac{\sigma(h)}{\sigma_{SM}} \mathcal{B}(h \rightarrow aa) \mathcal{B}^2(a \rightarrow \mu^+\mu^-)$ , as illustrated in Fig. 7. The exact value of  $\mathcal{B}(a \rightarrow \mu^+\mu^-)$  depends on the type of 2HDM+S, on  $\tan\beta$  and on the pseudoscalar boson mass. No significant excess of events is observed for any of the five analyses.

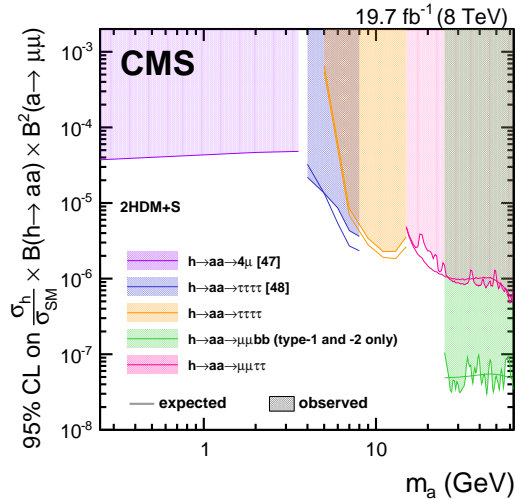


**Figure 6.** Summary of the best fit branching fractions of  $H \rightarrow \mu\tau$  (left) and  $H \rightarrow e\tau$  (right) at the LHC.

With  $\sqrt{s} = 13\text{TeV}$  and  $2.8\text{fb}^{-1}$  proton-proton collision data during the 2015 data taking campaign, CMS updated the search for  $h \rightarrow 2a + X \rightarrow 4\mu + X$  where  $X$  denotes possible additional particles from cascade decays of a Higgs boson [36], motivated by NMSSM and Dark SUSY models [37–39]. These data are used to search for new light bosons with a mass in the range  $0.25 - 8.5\text{ GeV}/c^2$  decaying into muon pairs. No excess is observed in the data, and a model-independent upper limit on the product of the cross section, branching fraction and acceptance is derived. The results are interpreted in the context of two benchmark models, namely, the next-to-minimal supersymmetric standard model, and dark SUSY models including those predicting a non-negligible light boson lifetime, with the details in [36].

## 7 Summary

Searches for rare and exotic decays of the 125 GeV Higgs boson performed with data collected with the CMS experiment have been presented. The analyzed data correspond to the full LHC run-1 dataset collected during 2011 and 2012 at  $\sqrt{s} = 7 - 8\text{ TeV}$  and to the run-2 data at  $\sqrt{s} = 13\text{TeV}$  collected during 2015 and 2016. Rare Higgs decays are extremely sensitive to new physics if additional Higgs couplings exist. Many rare decays have not been observed yet, but may become observable in the next few years. Exotic Higgs decays would bring direct evidence of such new physics. Tight limits on  $H \rightarrow e\tau$  and  $H \rightarrow \mu\tau$  have been set by CMS using data collected in 2016 and the  $2.4\sigma$  excess observed in run-1 with  $H \rightarrow \mu\tau$  decay has been ruled out. No hint for new physics has been found when looking for Higgs invisible decays and  $h \rightarrow aa$  searches. The results are interpreted according to beyond-SM (BSM) Higgs scenarios, which include the Two Higgs Doublet Model (2HDM) and the Singlet Model. Stringent limits have been set on the existence of such processes.



**Figure 7.** Expected and observed 95% CL exclusion limits on  $(\sigma_h/\sigma_{SM})\mathcal{B}(h \rightarrow aa)\mathcal{B}^2(a \rightarrow \mu^+\mu^-)$  for various exotic  $h$  boson decay searches performed with data collected at 8 TeV with the CMS detector, assuming that the branching fractions of the pseudoscalar boson to muons,  $\tau$  leptons and  $b$  quarks follow the assumption in [35], which implies that the limit shown for  $h \rightarrow aa \rightarrow 2\mu 2b$  is valid only in type-1 and -2 2HDM+S [36].

## ACKNOWLEDGEMENTS

I would like to thank the ICFNP2017 organizers for their hospitality and the wonderful working environment. I acknowledge the support from National Natural Science Foundation of China (No. 11505208 and No. 1161101027), China Ministry of Science and Technology (No. 2013CB838700).

## References

- [1] G. Aad *et al.* [ATLAS Collaboration], *Phys. Lett. B* **716** (2012) 1
- [2] S. Chatrchyan *et al.* [CMS Collaboration], *Phys. Lett. B* **716** (2012) 30
- [3] S. Chatrchyan *et al.* [CMS Collaboration], *JHEP* **1306** (2013) 081
- [4] F. Englert and R. Brout, *Phys. Rev. Lett.* **13** (1964) 321.
- [5] P. W. Higgs, *Phys. Rev. Lett.* **13** (1964) 508.
- [6] G. S. Guralnik, C. R. Hagen and T. W. B. Kibble, *Phys. Rev. Lett.* **13** (1964) 585.
- [7] G. Aad *et al.* [ATLAS and CMS Collaborations], *JHEP* **1608** (2016) 045
- [8] R. N. Cahn, M. S. Chanowitz and N. Fleishon, *Phys. Lett.* **82B** (1979) 113.
- [9] L. Bergstrom and G. Hulth, *Nucl. Phys. B* **259** (1985) 137 Erratum: [*Nucl. Phys. B* **276** (1986) 744].
- [10] S. Chatrchyan *et al.* [CMS Collaboration], *Phys. Lett. B* **726** (2013) 587
- [11] V. Khachatryan *et al.* [CMS Collaboration], *Phys. Lett. B* **753** (2016) 341
- [12] A. Denner, S. Heinemeyer, I. Puljak, D. Rebuszi and M. Spira, *Eur. Phys. J. C* **71** (2011) 1753
- [13] T. Plehn and D. L. Rainwater, *Phys. Lett. B* **520** (2001) 108



- [14] T. Han and B. McElrath, Phys. Lett. B **528** (2002) 81
- [15] N. Vignaroli, Phys. Rev. D **80** (2009) 095023
- [16] A. Dery, A. Efrati, Y. Hochberg and Y. Nir, JHEP **1305** (2013) 039
- [17] V. Khachatryan *et al.* [CMS Collaboration], Phys. Lett. B **744** (2015) 184
- [18] G. Belanger, F. Boudjema, A. Cottrant, R. M. Godbole and A. Semenov, Phys. Lett. B **519** (2001) 93
- [19] G. F. Giudice, R. Rattazzi and J. D. Wells, Nucl. Phys. B **595** (2001) 250
- [20] D. Dominici and J. F. Gunion, Phys. Rev. D **80** (2009) 115006
- [21] R. E. Shrock and M. Suzuki, Phys. Lett. **110B** (1982) 250.
- [22] V. Khachatryan *et al.* [CMS Collaboration], JHEP **1702** (2017) 135
- [23] CMS Collaboration, CMS-PAS-EXO-16-048, <http://cds.cern.ch/record/2264698>.
- [24] A. M. Sirunyan *et al.* [CMS Collaboration], arXiv:1711.00431 [hep-ex].
- [25] J. D. Bjorken and S. Weinberg, Phys. Rev. Lett. **38** (1977) 622.
- [26] V. Khachatryan *et al.* [CMS Collaboration], Phys. Lett. B **749** (2015) 337
- [27] V. Khachatryan *et al.* [CMS Collaboration], Phys. Lett. B **763** (2016) 472
- [28] CMS Collaboration, CMS-PAS-HIG-17-001, <http://cds.cern.ch/record/2264540>.
- [29] G. Aad *et al.* [ATLAS Collaboration], Eur. Phys. J. C **77** (2017) no.2, 70
- [30] G. Aad *et al.* [ATLAS Collaboration], JHEP **1511** (2015) 211
- [31] R. Dermisek and J. F. Gunion, Phys. Rev. D **75** (2007) 075019
- [32] S. Chang, R. Dermisek, J. F. Gunion and N. Weiner, Ann. Rev. Nucl. Part. Sci. **58** (2008) 75
- [33] D. Curtin *et al.*, Phys. Rev. D **90** (2014) no.7, 075004
- [34] V. Khachatryan *et al.* [CMS Collaboration], Phys. Lett. B **752** (2016) 146
- [35] V. Khachatryan *et al.* [CMS Collaboration], arXiv:1701.02032 [hep-ex].
- [36] CMS Collaboration, CMS-PAS-HIG-16-035, <http://cds.cern.ch/record/2232052>.
- [37] N. Arkani-Hamed, D. P. Finkbeiner, T. R. Slatyer and N. Weiner, Phys. Rev. D **79** (2009) 015014
- [38] M. Baumgart, C. Cheung, J. T. Ruderman, L. T. Wang and I. Yavin, JHEP **0904** (2009) 014
- [39] A. Falkowski, J. T. Ruderman, T. Volansky and J. Zupan, JHEP **1005** (2010) 077