

Bounding the first exit from the basin: Independence Times and Finite-Time Basin Stability

Paul Schultz^{1,2}, Frank Hellmann¹, Kevin N. Webster¹, and Jürgen Kurths^{1,2,4,5a)}

¹*Potsdam Institute for Climate Impact Research (PIK),*

Member of the Leibniz Association, P.O. Box 60 12 03, D-14412 Potsdam, Germany

²*Department of Physics, Humboldt University of Berlin, Newtonstr. 15, 12489 Berlin, Germany*

³*Institute for Complex Systems and Mathematical Biology,*

University of Aberdeen, Aberdeen AB24 3UE, United Kingdom

⁴*Department of Control Theory, Nizhny Novgorod State University, Gagarin Avenue 23, 606950 Nizhny Novgorod, Russia*

We study the stability of deterministic systems given sequences of large, jump-like perturbations. Our main result is to derive a lower bound for the probability of the system to remain in the basin, given that perturbations are rare enough. This bound is efficient to evaluate numerically.

To quantify rare enough, we define the notion of the independence time of such a system. This is the time after which a perturbed state has probably returned close to the attractor, meaning that subsequent perturbations can be considered separately. The effect of jump-like perturbations that occur at least the independence time apart is thus well described by a fixed probability to exit the basin at each jump, allowing us to obtain the bound.

To determine the independence time, we introduce the concept of finite-time basin stability, which corresponds to the probability that a perturbed trajectory returns to an attractor within a given time. The independence time can then be determined as the time scale at which the finite-time basin stability reaches its asymptotic value. Besides that, finite-time basin stability is a novel probabilistic stability measure on its own, with potential broad applications in complex systems.

I. INTRODUCTION

A typical problem in the study of multi-stable dynamical systems is the stability of an attractor against perturbations. For small perturbations, stability can be assessed in terms of asymptotic stability theory for linear systems¹, e.g. by calculating Lyapunov exponents.

On the other hand, for large perturbations, a typical approach is to assess stability by properties of the basin of attraction, for instance their size²⁻⁴. For this, several direct and sampling-based methods are available.

In particular, Lyapunov functions⁵⁻⁷ and related concepts like non-equilibrium potentials^{8,9} are powerful tools for studying basins of attraction. The existence of a global Lyapunov function ensures global stability against all perturbations.

The explicit construction of Lyapunov functions for a given system is a difficult problem in general. However, several numerical approaches for the computation of Lyapunov functions have been developed, including the SOS (sums of squares) method¹⁰, the CPA (continuous piecewise affine) method¹¹, radial basis functions¹², and the numerical solution of Zubov's equation¹³. For a survey of these methods, see⁷.

Direct methods, however, are typically not efficient for high-dimensional systems and yield conservative bounds on the attraction basin^{14,15}.

Basin stability β^{16-18} instead studies the probability that a system will return to an attractor following a large,

jump-like perturbation. As other measures designed this way (e.g.^{19,20}), it has the advantage of allowing for efficient estimators by sampling the phase space and the trajectories directly. These estimators have a sampling error that is independent of the system dimension. Thus β can be efficiently evaluated for high-dimensional systems and for dynamics where no analytic Lyapunov functions are known¹⁷.

In this paper, we study the behaviour of systems under repeated large perturbations. We answer the question of how rare perturbations need to be for basin stability to predict its probability to remain in the basin indefinitely.

To do so we introduce the notion of the independence time of a system subject to a random perturbation. This captures the time the system takes to return to the attractor following a perturbation. An inescapable problem when studying the return of a system to an attractor lies in the fact that this return typically takes infinitely long and requires regularisation^{21,22}. Here we make use of the repeated perturbations to provide us with a meaningful regulator. We consider the system to have returned if the dynamics have erased the memory of the previous perturbation. More formally, the system has returned, if its distribution following a perturbation is approximately equal to its distribution after a perturbation centered on the attractor. If this is the case, the states after subsequent perturbations, considered as random variables, are approximately independent, and the probability to exit the basin factorizes.

To efficiently evaluate the independence time, we introduce the notion of finite-time basin stability $\beta(T)$. This is a finite-time horizon version of basin stability, corre-

^{a)}Electronic mail: pschultz@pik-potsdam.de

sponding to the probability that a system has returned to the attractor (according to a chosen criterion) in time T . By combining this with the return criterion required for independence time we can give a lower bound for the independence time as the time when the finite-time basin stability approaches its asymptotic value. Furthermore, this enables us to derive an efficient estimator for a lower bound on the independence time for high-dimensional systems.

Given a set of perturbations that occur less frequently than the independence time, the probability to exit the basin of attraction is simply given in terms of the basin stability and the frequency of perturbations. This is particularly of interest if the asymptotic basin stability is close to unity for a given set of perturbations. Then, the independence time is the time interval that has to pass between perturbations to ensure that a sequence of such perturbations can not destabilise the system.

II. DEFINITIONS

A. The system

We will consider an autonomous multi-stable dynamical system for which we can describe the dynamical evolution with a system of first-order ordinary differential equations, i.e.

$$\dot{x} = f(x), \quad (1)$$

with states x living in a phase space $X \subseteq \mathbb{R}^n$. We are interested in the case that the system has at least one stable fixed point, which, without loss of generality, we assume to be at the origin $x^* = 0$, such that $f(x^*) = 0$. We denote the basin of attraction of the origin as $B \subset X$. Accordingly, the *basin stability*¹⁶ of the fixed point x^* with respect to a probability density ρ of perturbations is given by

$$\beta := \int_X \mathbf{1}_B(x) \rho(x) dx, \quad \beta \in [0; 1]. \quad (2)$$

β corresponds to the probability that the system – initially at x^* – returns to the fixed point for a perturbation drawn from ρ . It is proportional to the basin volume if ρ is chosen as a uniform probability density with large enough support.

We now subject the system of Eq. 1 to a possibly infinite sequence of jump perturbations, with magnitude Δx_i drawn at random from a probability density $\rho(\Delta x)$ and starting at time $t = 0$. We do not further specify the discrete times t_i at which these perturbations occur, i.e. perturbations might appear regularly or according to some distribution. The minimum difference between subsequent perturbations will be denoted by

$\Delta t = \min_i(t_i - t_{i+1})$. Initialising the system at the attractor, this setup leads to the stochastic integral equation

$$x(t) = \int_0^t dt' f(x(t')) + \int_0^t dt' \sum_{i=0}^{\infty} \Delta x_i \delta(t' - t_i). \quad (3)$$

For convenience we introduce the *number of jumps* $n(t)$ that have happened at a time t :

$$n(t) = \int_0^t dt \sum_{i=0}^{\infty} \delta(t - t_i). \quad (4)$$

We will be concerned with the remain probability

$$P_{\text{remain}}(t, x(0)) := P(\forall 0 \leq t' \leq t : x(t') \in B). \quad (5)$$

That is, the probability for the system to continuously remain within the basin of attraction. This is the cumulative probability of the complement of the distribution of the time of the first exit from the basin $p_{fe}(t)$ of the system:

$$P_{\text{remain}}(t, x(0)) = 1 - \int_0^t p_{fe}(t') dt'. \quad (6)$$

Hence all information about the exit times, including escape rates, is captured by it.

If the jumps in the system are sufficiently rare we expect that the probability for a solution $x(t')$ to Eq. (3) to continuously remain in the basin of attraction up to time t to be given by

$$P_{\text{remain}}(t, x(0)) \approx \beta^{n(t)}, \quad (7)$$

that is, every perturbation counted by $n(t)$ has an equal and constant probability to leave the system within the basin of attraction (or for pushing it out).

In Sec. III we will quantify what sufficiently rare means to achieve such a formula. Before, as an additional prerequisite, we turn to the definition of finite-time basin stability.

B. Finite-Time Basin Stability

Our analysis is based on the return times of perturbed states within the basin of attraction B to the original attractor, i.e. to the fixed point x^* , defined through a time-tracking Lyapunov function. A *Lyapunov function* is a function $V(x)$ with negative orbital derivative, i.e. it decreases along trajectories of Eq. 1 and has a minimum or diverges to $-\infty$ at the fixed point $x^{*1,5,6}$. Further, the fixed point is the only point in the basin for which it is

minimal or negatively divergent. Given that such a function exists and $f(x)$ is sufficiently smooth, x^* is asymptotically stable. A *time-tracking Lyapunov function* V is defined on B and satisfies the differential equation

$$\frac{d}{dt}V(x(t)) = -1, \quad (8)$$

i.e., it strictly decreases along any trajectory of Eq. (3). It is straightforward to see that the values of such Lyapunov functions track the time. If $x(t)$ and $x(t')$ are two points on the same trajectory, then by integrating the defining equation above we have:

$$V(x(t)) - V(x(t')) = t - t'. \quad (9)$$

To fully determine such a Lyapunov function we need to specify boundary conditions on a transverse surface S (more precisely we require the surface to be non-characteristic, see, e.g.¹²). If we set $V(S) = 0$, the time-tracking Lyapunov function measures how long it has been since, or will be until the system crosses the surface S . We denote this Lyapunov function as V_S . We further assume that S lies in B entirely, and set $V_S(x) = \infty$ for states $x \in X \setminus B$ outside the basin of attraction.

The set S defines our return condition and the *finite-time basin stability*, given ρ and S , is defined as:

$$\beta_S(T) := \int_X \mathbf{1}_B(x) \Theta(T - V_S(x)) \rho(x) dx \in [0; 1]. \quad (10)$$

Θ denotes the Heaviside step-function. This is the probability that a trajectory, following a perturbation drawn from $\rho(x)$, will return to within S around the attractor $x^* = 0$ within time T . For well-behaved vector fields $f(x)$, one expects that $\lim_{T \rightarrow \infty} \beta_S(T) = \beta$. Note that the latter does not assume S to be small but holds for all $S \in B$ even if they enclose almost the whole basin.

III. APPROXIMATE INDEPENDENCE OF POST PERTURBATION STATES

We now turn to the key question: *When do we consider the system to have returned?* As noted above, we want “returned” to imply that, from the current position, the state following a perturbation of the system, is statistically independent from the state after the preceding perturbation.

Therefore we will consider the shifted perturbation distributions. Let us define a distance function $\iota(x, x')$ on the phase space as the L^1 norm of the difference of the *shifted probability distributions* $\rho_x(\cdot) = \rho(\cdot - x)$:

$$\iota(x, x') = \int_X |\rho_x(u) - \rho_{x'}(u)| du. \quad (11)$$

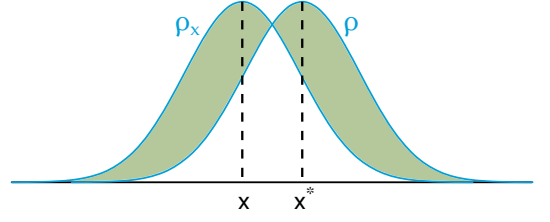


FIG. 1: **Schematic representation of $\iota(x, x^*)$:**

Imagine a one-dimensional system Eq. 1 with a fixed point x^* . The difference between the probability density ρ centred at x^* and the shifted density ρ_x is then given by $\iota(x, x^*)$ (shaded green area) as defined in Eq. 11.

This is visualised in Fig. 1, where the distance between x and the fixed point x^* is given by $\iota(x, x^*)$ as indicated by the shaded area. Note that for an arbitrary state vector y , $\iota(y, x)$ is a subadditive, symmetric, non-negative function of x and vanishes for $x = y$, hence it is a pseudometric on X . We will use the shorthand $\iota(x) = \iota(x, x^*)$ for the distance to the fixed point.

The expectation value of some observable $\chi(x)$ satisfying $|\chi(x)| \leq 1$ with respect to the two distributions ρ and ρ_x differs at most by $\iota(x)$:

$$\begin{aligned} & \left| \int_X \chi(u) \rho(u) du - \int_X \chi(u) \rho_x(u) du \right| \\ & \leq \int_X |\chi(u)| |\rho(u) - \rho_x(u)| du \\ & \leq \int_X |\rho(u) - \rho_x(u)| du = \iota(x) \end{aligned} \quad (12)$$

The probability to remain in the fixed point’s basin of attraction after a perturbation originating at x is given by the basin stability β_x of the shifted probability density ρ_x :

$$\beta_x := \int_X \mathbf{1}_B(u) \rho_x(u) du \in [0; 1] \quad (13)$$

Both basin stability and finite-time basin stability are defined as the expectation value of the basin indicator function $\mathbf{1}_B$. Thus, in particular, we have that

$$|\beta - \beta_x| \leq \iota(x) \quad \text{and} \quad |\beta(T) - \beta_x(T)| \leq \iota(x). \quad (14)$$

For a system Eq. (3) at a jump event t_i , the distribution of the state after the perturbation, which we denote $x(t_i^+)$, given the state before the jump $x(t_i^-)$ is given by $\rho_{x(t_i^-)}$. Thus the difference in the probability to exit the basin from $x(t_i^-)$ as opposed to x^* is bounded by $\iota(x(t_i^-))$. The distance to the attractor in our metric ι is

a meaningful measure for the return to the attractor. If it is small, the distribution after two different jump events, t_i and t_j , is similar, and the jumps are approximately independent in the sense we require.

IV. INDEPENDENCE TIMES

To illustrate how independence can fail, consider Fig. 2a. The Figure shows the phase space of a damped driven pendulum, described by phase and frequency $x = (\phi, \omega)$. The shaded region is the basin of attraction of the fixed point x^* at the origin. The shown trajectory is an example realisation of the deterministic dynamics being subject to jump perturbations (Eq. 3) with Δt chosen to be comparatively short. The perturbations are bounded in size, and the basin stability of the system is one. However, as they occur frequently, the system has no time to return to the attractor, leading to an eventual escape from the basin. After several jumps β_x starts being considerably smaller than β .

We can now combine the concepts introduced above to define a time that has to pass between subsequent perturbations, in order to prevent such a build up.

For our definition of finite-time basin stability (cf. Eq. 10) we have to specify a transverse surface S for the time-tracking Lyapunov function V_S . In particular, given an $\epsilon > 0$, we choose S such that $\iota(x) < \epsilon$ for all x enclosed by S . Perturbations starting from the interior of S are *almost* identical, with a deviation bounded by ϵ .

The fact that S is transverse, and its interior points satisfy $\iota(x) < \epsilon$, means that after the system enters S , $\iota(x(t))$ will never be larger than ϵ in the future.

Now given a threshold $\delta > 0$, we define the *independence time* of a dynamical system as the time $T_{ind}(\epsilon, \delta)$ such that:

$$T_{ind}(\epsilon, \delta) := \inf\{T > 0 \mid \beta - \beta_S(T) \leq \delta\}. \quad (15)$$

That this time-scale accurately quantifies independence of subsequent perturbations for system Eq. (3) is shown by the following result:

Main result

Given a sequence of perturbations drawn from ρ , occurring at times t_i with minimum interval Δt larger than the independence time $\Delta t > T_{ind}(\epsilon, \delta)$, the probability to remain within the basin of attraction, given that $x(0) \in S$, is bounded by

$$P_{remain}(t, x(0)) \geq (\beta - \delta - \epsilon)^{n(t)} \quad (16)$$

for all times $t > 0$.

To show this, let us consider the perturbed system Eq. (3). At each jump event t_i , the conditional probability to *not* exit the basin of attraction is given by the

shifted basin stability evaluated at the left limit x_i of the trajectory before the jump:

$$P(x(t_i^+) \in B \mid x(t_i^-) = x_i \in B) = \beta_{x_i}, \quad (17)$$

where t_i^+ and t_i^- denote the right respectively left limit of t to the jump time t_i . Therefore, if we ensure that β_{x_i} is close to β , we will also ensure that the perturbations are independent of each other in the sense we defined above.

Now given that the process is in S before the jump at t_i , we want to understand what the probability is that it will return to S before the next jump at t_i . If we started at the attractor rather than in S this would be given by $\beta(\Delta t)$. The probability with respect to the shifted probability density thus differs from this at most by ϵ . Assuming further that Δt is larger than the independence time T_{ind} , Eq. (15) yields the lower bound:

$$P(x(t_i^-) \in S \mid x(t_{i-1}^-) \in S) \geq \beta(\Delta t) - \epsilon \geq \beta - \delta - \epsilon \quad (18)$$

Thus, for a sequence of consecutive jumps counted by $n(t)$, we find

$$\begin{aligned} P_{remain}(t, x(0)) &\geq \prod_{i=1}^{n(t)} P(x(t_i^-) \in S \mid x(t_{i-1}^-) \in S) \\ &\geq \prod_{i=1}^{n(t)} \beta - \delta - \epsilon \\ &= (\beta - \delta - \epsilon)^{n(t)}. \end{aligned} \quad (19)$$

The above formula applies as soon as the system enters the region bounded by S once. Hence, if the stochastic process conditioned on staying in the basin of attraction has probability 1 of hitting S , Eq. (16) will also be the asymptotic form of the remain probability. Note also that the remain probability considers entire trajectories in the basin, not the probability to return there after having left.

The bound is necessarily not tight, as it only considers trajectories that remain in the basin by returning to within S before the next perturbation. We expect that for independence times corresponding to small δ , this will be the dominant mechanism. For smaller times, there will be a non-negligible contribution to the remain probability from jumps that cancel each other out.

V. A PRACTICAL ESTIMATOR

The above arguments establish a lower bound for the remain probability, but they do not provide an effective way to evaluate the quantities involved. The main difficulty in constructing an efficient estimator lies in evaluating the metric $\iota(x)$ and constructing a transverse return

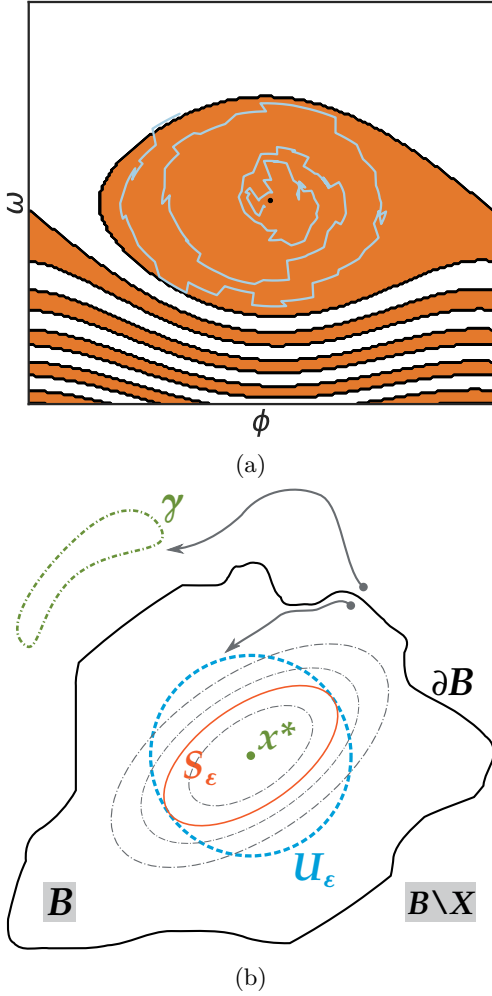


FIG. 2: **(a)** Example realisation of a swing equation (Eq. 27) describing the evolution of phase ϕ and frequency ω dynamics of damped driven pendulum, discussed further in Sec. VI, subject to frequent, bounded jumps. The jump intervals are chosen to be comparatively short ($T = 0.1$), hence the trajectory quickly escapes the corresponding basin of attraction (orange area). **(b)** Schematic picture of the basin of attraction B with boundary ∂B of a the fixed point x^* in a phase space X , visualising the relation of the sets U_ϵ and S_ϵ defined in Sec. V. In a multistable system, trajectories either approach the fixed point or other attractors, for instance a limit cycle γ .

surface S given an ϵ . This problem simplifies considerably in the important special case that ϵ is chosen small enough that we only need to evaluate $\iota(x)$ close to the attractor. We now give an explicit formula based on the linearised dynamics for this case.

First let us consider $\iota(x)$. We Taylor expand ρ around the origin to first order, we find

$$\iota(x) \simeq \|x\| \int_X \|\nabla \rho(x')\| dx' = \frac{\|x\|}{C_\rho}, \quad (20)$$

defining a constant C_ρ which is independent of the dynamics. It can be evaluated analytically for some common ρ , like uniform or Gaussian distributions, and numerically in general.

Thus all points inside the sphere $U_\epsilon = \{x \mid \|x\| = \epsilon C_\rho\}$ satisfy $\iota(x) \leq \epsilon$. This sphere might not be transverse, hence we are looking for a transverse surface S_ϵ of the time-tracking Lyapunov function entirely contained within U_ϵ . This is schematically illustrated in Fig. 2b, where the relation between U_ϵ and S_ϵ is indicated for a fictional multistable system with a fixed point x^* and corresponding basin B .

As we are in a neighbourhood of the fixed point we can consider the linearised system associated to Eq. 1 given by

$$\dot{x}(t) = Jx(t). \quad (21)$$

If the Jacobian matrix J is symmetric then U_ϵ is transverse, we can choose $S_\epsilon = U_\epsilon$ and are done. To account for the general case, we can make use of quadratic Lyapunov functions $W(x) = x^\dagger Lx$ for the linear system Eq. 21, satisfying $\dot{W}(x) = x^\dagger Qx$ with Q symmetric and negative definite. Given J and a choice of Q , we can find a Lyapunov function by solving the matrix equation

$$J^\dagger L + LJ = Q. \quad (22)$$

To find the maximum $|x|$ reached on the level set of $W(x)$, we differentiate x^2 in the direction parallel to the level set and look for extrema. Take a derivative $\partial_v = v \cdot \partial$. Then we require $\partial_v W(x) = 0$ for the derivative to be tangential to the level set. An extremum on the level set thus satisfies the following set of equations:

$$\begin{aligned} \partial_v x^2 &= 2v^\dagger x = 0 \\ \forall v, \text{ s.t.: } v^\dagger Lx + x^\dagger Lv &= 2v^\dagger Lx = 0 \end{aligned} \quad (23)$$

where we have used that L is symmetric. We immediately see that for $L = 1$, when our level sets are spheres, every point is an extremum. In general, it follows that as x is orthogonal to all v , and the v span the space orthogonal to Lx , x and Lx need to be parallel. Thus, the extrema are in the eigendirections of L . The maximum x_{max}^2 for a given level set is achieved in the eigendirection to the smallest eigenvalue λ , thus the level set value is given by $W(x_{max}) = \lambda x_{max}^\dagger x_{max} = \lambda (C_\rho \iota(x_{max}))^2$. The largest level set contained in U_ϵ is thus given by $x^\dagger Lx = \lambda (\epsilon C_\rho)^2$.

Therefore, the transverse surface S_ϵ is defined as

$$S_\epsilon = \{x | x^\dagger L x = \lambda(\epsilon C_\rho)^2\}. \quad (24)$$

The fact that we have L on the left and λ on the right shows that this relation does not depend on an overall scaling factor of the Lyapunov function. To make S_ϵ as large as possible we want to make the ratios of the smallest eigenvalue of L to the other ones, $\frac{\lambda_i}{\lambda}$, small. We leave the question, how to choose Q such as to achieve this, open.

While direct Monte-Carlo estimation of finite-time basin stability with the specified S_ϵ will lead to a valid independence time, the surface chosen will typically be far from optimal. The optimal surface S_ϵ^{opt} can be defined by taking the surface S_ϵ and evolving every point on it backwards in time until its ι distance to the attractor crosses ϵ .

While this surface can not be constructed explicitly in general, if $\iota(x)$ can be evaluated efficiently, we can evaluate the finite-time basin stability with respect to S_ϵ^{opt} by backtracking along the trajectories. In practice this means we start by generating trajectories that run until they hit S_ϵ , guaranteeing the $\iota(x)$ will never grow larger than ϵ again at later times, and then backtracking along the trajectory to find the first time where $\iota(x) > \epsilon$.

VI. A CONCRETE EXAMPLE

In the following, we demonstrate the effective estimator for independence times, as well as the main result on remain probabilities, in a benchmark dynamical system.

For higher dimensional systems evaluating the Lyapunov function explicitly is not feasible. However, a sampling-based approach, analogous to basin stability estimations (e.g.¹⁶) can be applied here.

The Monte-Carlo sampling procedure is as follows:

- Given a distribution ρ and a tolerance ϵ , determine S_ϵ , for instance using the method described in Sec. V.
- Sampling iteration:
 1. Draw a random initial condition from ρ_{x^*} centred at the fixed point.
 2. Integrate the unperturbed system (Eq. 1) until either it reaches S_ϵ or a cut-off time T^c is reached. If it crosses S_ϵ record the time at which it does.
 3. (optional) Backtrack along the trajectory to record the time at which $\iota(x)$ last crosses ϵ

The sampling step should be repeated for a sufficient ensemble of initial conditions to get significant statistics. Denote by M_T the number of trajectories returning to S_ϵ within time T or less and by N the total number of

trajectories sampled. Then, an estimator for the finite-time basin stability $\hat{\beta}(T)$ for $T < T^c$ is given by

$$\hat{\beta}(T) = \frac{M_T}{N} \quad (25)$$

with a standard error $e_{\hat{\beta}(T)}$ as

$$e_{\hat{\beta}(T)} = \sqrt{\frac{\hat{\beta}(T)(1 - \hat{\beta}(T))}{N}}, \quad (26)$$

since for a fixed T we can regard this as a Bernoulli experiment, because trajectories either return or not. Note that if $\hat{\beta}(T) \approx 1$ or $\hat{\beta}(T) \approx 0$, more robust estimators are available²³.

Note that while the error decreases with the number of samples and does not depend on the dimensionality of the system, the time taken to evaluate a sample does depend on the system dimension at least linearly.

We will illustrate this by using the damped-driven pendulum as a benchmark system:

$$\begin{aligned} \dot{\phi} &= \omega \\ \dot{\omega} &= p - \alpha\omega - k \sin\left(\phi + \arcsin \frac{p}{k}\right) \end{aligned} \quad (27)$$

with $p = 1$, $\alpha = 0.1$ and $k = 8$. For this set of parameters, the system has two attractors, namely a limit cycle and a fixed point $x^* = (\phi^*, \omega^*) = (0, 0)$ at the origin²⁴.

For illustrative purposes, we choose a distribution $\rho(x)$ to draw uniformly distributed perturbations at a point $x = (\phi, \omega)$ from the box $R(\phi, \omega) = [\phi - \pi/3; \phi + \pi/3] \times [\omega - 5; \omega + 5]$. This way, R is almost entirely overlapping with the bulk of the basin of attraction of x^* (cf. Fig. 2a for a schematic), such that we can expect β to be close to 1. Still, as we will see below, $\beta(T)$ can deviate strongly from β , especially for small T .

To ensure sufficient statistics, we use a sample size of $N = 20,000$ points.

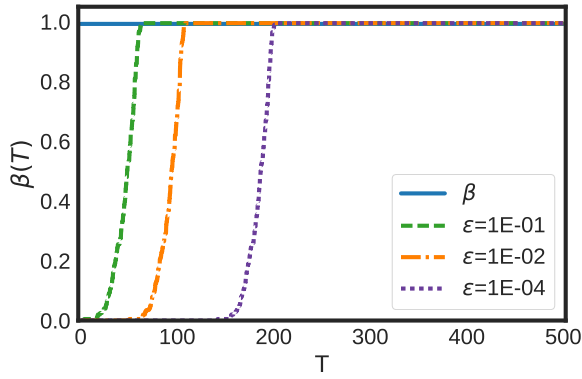
For this specific choice of ρ , we determine S_ϵ using Eq. 24 to be

$$S_\epsilon = \{x | x^\dagger L' x = \epsilon^2\}, \quad (28)$$

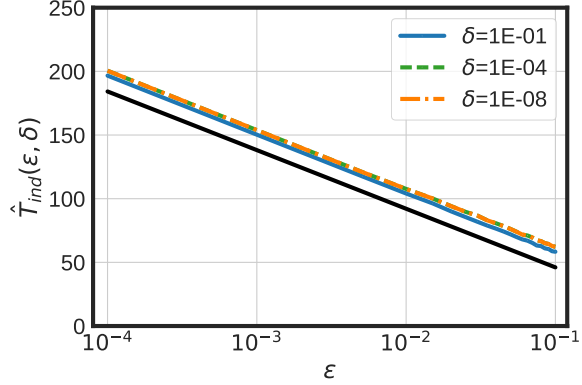
where $L' = \frac{L}{\lambda C_\rho^2}$ is given by

$$L' = \begin{pmatrix} 5.95152498 & 0.00838866 \\ 0.00838866 & 0.74971598 \end{pmatrix}. \quad (29)$$

Fig. 3a summarises the results for the system Eq. 27. The horizontal blue line denotes the basin stability estimation $\hat{\beta} = 0.9874$ which is close to 1 as expected due to our choice of R . Indeed, beyond a certain time scale that depends on ϵ , we observe that the finite-time basin stability curves approach the value of β . From these points,



(a)

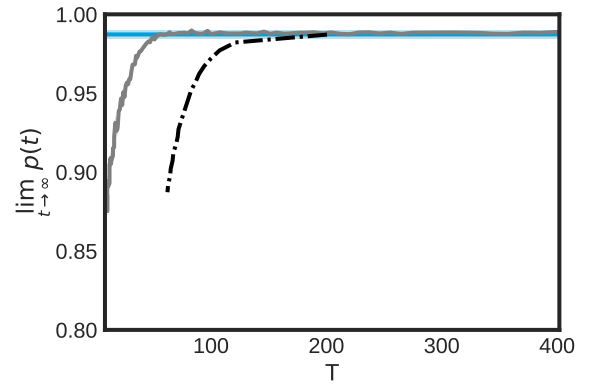


(b)

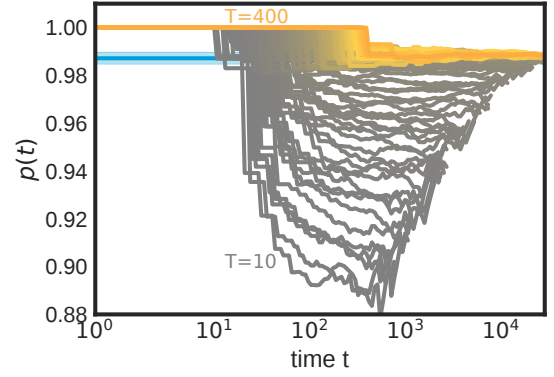
FIG. 3: **(a)** The finite time basin stability β curve (Eq. 10) for various ϵ . The solid blue line at the top gives the basin stability (Eq. 2). **(b)** The independence time T_{ind} for various δ as a function of ϵ .

we estimate the independence times $\hat{T}_{ind}(\epsilon, \delta)$ depicted in Fig. 3b using Eq. 15. As indicated by Fig. 3b, our results suggest that there is no significant dependence on the tolerance parameter δ for this particular system. Apparently, there is a rather sudden transition towards the value of $\hat{\beta}$ that cannot be resolved by the numerical differences of T -values. The crucial parameter here is ϵ determining the extent of the return set S_ϵ . The logarithmic scale in Fig. 3b underlines that the independence time depends exponentially on the tolerance ϵ as the corresponding S_ϵ encloses the asymptotically stable fixed point x^* ever closer. Hence, the scaling $\hat{T}_{ind}(\epsilon, \delta) \sim e^{\lambda\epsilon}$ seems to be determined by the real part $\lambda = -0.05$ of the two conjugate Jacobian eigenvalues of Eq. 27 linearised at x^* . This is indicated by the solid black line in Fig. 3b which has a slope of λ .

We can now illustrate our result Eq. 16 for the probability to remain within the basin of attraction up to a certain time, given that we start in S_ϵ near the origin. For this, we simulate an ensemble of random processes by adding a jump process to the dynamics Eq. 27 (cf. Eq. 3). Explicitly, we choose 100 different time intervals



(a)



(b)

FIG. 4: In both figures, the horizontal blue line shows the estimate for the basin stability, the shading indicates one standard error. **(a)** The solid line is the numerically determined asymptotic remain probability per jump event, $\lim_{t \rightarrow \infty} p(t)$ for perturbations that are at least T apart, and the dashed dotted line shows the lower bound $\beta - \epsilon(T_{ind}) - \delta$ associated to an independence time T_{ind} , with $\delta = 10^{-8}$. The function $\epsilon(T_{ind})$ is the inverse of the estimated $\hat{T}_{ind}(\epsilon, \delta)$ at fixed δ . As therethe dependence on δ is negligible (Fig. 3b), we only depict the bound for $\delta = 10^{-8}$. **(b)** The picture shows the remain probability $p(t)$ as a function of time t given a particular perturbation interval T . Each curve corresponds to the fraction of trajectories that remain in the basin, perturbed at an interval T which is indicated by the color progressing from grey to orange.

T between 10 and 400 time units such that after each interval a deviation is randomly selected according to a uniform distribution $\rho_{x'}$ centred at the current state x' with a shifted domain R as above. For each choice of T we estimate the escape time distribution by recording the first time a trajectory jumps outside the origin's basin of attraction using an ensemble size of $N = 1000$ trajectories. Denoting the number of trajectories with an escape time larger than t by $N_{>}(t)$, we estimate the remain probability as $\hat{P}_{remain} = N_{>}(t)/N$. Then rewrit-

ing Eq. 16 as a per jump probability yields the following relation

$$p(t) = \hat{P}_{\text{remain}}^{-\frac{1}{n(t)}} \geq \hat{\beta} - \epsilon - \delta, \quad (30)$$

which we expect to hold if T is larger than the corresponding independence time. For the system Eq. 27, the independence time for $\epsilon = 10^{-1}$ is given by ≈ 60 , for $\epsilon = 10^{-2}$ it is ≈ 100 . We see in Fig. 4 that perturbations spaced 60 apart can not destabilise the system at a rate greater than $(\beta - 0.1)$, and after $T = 100$ we are within 0.01 of the basin stability asymptotic estimate (and thus close to its sampling error), as predicted. Further, by plotting the lower bound (for fixed $\delta = 10^{-8}$) as a function of the independence time it is associated to, we see that our bound is satisfied across all times.

VII. DISCUSSION

Just as for asymptotic basin stability, finite-time basin stability admits a simple and efficient sampling-based estimator that works for systems with a high number of dimensions. If the asymptotic basin stability is equal to one, this allows us to effectively guarantee, up to specified errors, that perturbations that occur at least the independence time apart can not destabilise a system. We expect there to be a wide array of applications to the question, how rare large events have to be to not destabilise the system, which we intend to explore in future work.

We have also seen that the lower bound for which we developed the estimator is not sharp. This is entirely due to the estimate in Eq. (14), which bounds the shifted basin stability through the distance measure ι . One challenge for future work is to develop and prove an effective estimator that can sidestep the use of ι , and directly assess the escape probability.

More generally we see under which conditions basin stability can be seen as the remain probability in the basin of attraction for systems subject to rare, strong events. Given the frequency of perturbations, basin stability completely determines the escape rate from the basin in this case.

One interesting analogue to our work is the study of the exit time distribution for basin escapes in systems subject to Levy noise^{25,26}. The type of stochastic process studied here, deterministic with interspersed jumps, can be used to approximate such Lévy processes in some asymptotic regime^{27–29}. We expect that the results of this paper can be used to develop estimators that can quantify when this asymptotic regime is reached. Consequently, it should lead to more efficient ways to perform an analysis as in²⁶.

An open question for future work is to extend the notions discussed here to non-fixed point attractors. The main challenge here will lie in building a practical estimator that works.

ACKNOWLEDGEMENTS

PS, FH and JK acknowledge the support of BMBF, CoNDyNet, FK. 03SF0472A. KW was supported by the European Comissions Marie Curie Fellowship (Grant No. 660616). This work was supported by the Volkswagen Foundation (Grant No. 88462). Funded by the Deutsche Forschungsgemeinschaft (DFG, German Research Foundation) – KU 837/39-1 / RA 516/13-1. All authors gratefully acknowledge the European Regional Development Fund (ERDF), the German Federal Ministry of Education and Research and the Land Brandenburg for supporting this project by providing resources on the high performance computer system at the Potsdam Institute for Climate Impact Research.

- ¹A. M. Lyapunov, “Problème Général de la Stabilité du Mouvement,” *Annales de la Faculté des sciences de Toulouse: Mathématiques* **2**, 203–474 (1907).
- ²D. A. Wiley, S. H. Strogatz, and M. Girvan, “The size of the sync basin,” *Chaos: An Interdisciplinary Journal of Nonlinear Science* **16**, 015103 (2006).
- ³V. V. Klinshov, V. I. Nekorkin, and J. Kurths, “Stability threshold approach for complex dynamical systems,” *New J. Phys.* **18**, 013004 (2015).
- ⁴C. Mitra, J. Kurths, and R. V. Donner, “An integrative quantifier of multistability in complex systems based on ecological resilience,” *Sci. Rep.* **5**, 16196 (2015).
- ⁵W. Hahn, “Über die Anwendung der Methode von Ljapunov auf Differenzengleichungen,” *Mathematische Annalen* **136**, 430–441 (1958).
- ⁶M. Malisoff and F. Mazenc, *Constructions of Strict Lyapunov Functions*, 1st ed., Communications and Control Engineering (Springer London, London, 2009) pp. XVI, 386.
- ⁷P. Giesl and S. Hafstein, “Review on computational methods for Lyapunov functions,” *Discrete Contin. Dyn. Syst. Ser. B* **20**, 2291–2331 (2015).
- ⁸R. Graham and T. Tél, “Existence of a Potential for Dissipative Dynamical Systems,” *Phys. Rev. Lett.* **52**, 9–12 (1984).
- ⁹R. Graham, A. Hamm, and T. Tél, “Nonequilibrium potentials for dynamical systems with fractal attractors or repellers,” *Phys. Rev. Lett.* **66**, 3089–3092 (1991).
- ¹⁰P. Parrilo, *Structured Semidefinite Programs and Semialgebraic Geometry Methods in Robustness and Optimization*, Ph.D. thesis, California Institute of Technology, Pasadena, CA (2000).
- ¹¹S. Hafstein, “A constructive converse Lyapunov theorem on exponential stability,” *Discrete Contin. Dyn. Syst.* **10**, 657–678 (2004).
- ¹²P. Giesl, *Construction of Global Lyapunov Functions using Radial Basis Functions*, Lecture Notes in Math., Vol. 1904 (Springer, Berlin, 2007).
- ¹³F. Camilli, L. Grüne, and F. Wirth, “A generalization of Zubov’s method to perturbed systems,” *SIAM J. Control Optim.* **40**, 496–515 (2001).
- ¹⁴H.-D. Chiang, *Direct Methods for Stability Analysis of Electric Power Systems* (John Wiley & Sons, Inc., Hoboken, NJ, USA, 2010).
- ¹⁵A. Gajduk, M. Todorovski, and L. Kocarev, “Stability of power grids: An overview,” *The European Physical Journal: Special Topics* **223**, 2387–2409 (2014).
- ¹⁶P. J. Menck, J. Heitzig, N. Marwan, and J. Kurths, “How basin stability complements the linear-stability paradigm,” *Nature Physics* **9**, 89–92 (2013).
- ¹⁷P. Schultz, P. J. Menck, J. Heitzig, and J. Kurths, “Potentials and limits to basin stability estimation,” *New Journal of Physics* **19**, 023005 (2017).

- ¹⁸C. Mitra, A. Choudhary, S. Sinha, J. Kurths, and R. V. Donner, “Multiple-node basin stability in complex dynamical networks,” *Phys. Rev. E* **95**, 032317 (2017).
- ¹⁹G. Rega and S. Lenci, “Identifying, evaluating, and controlling dynamical integrity measures in non-linear mechanical oscillators,” *Nonlinear Analysis: Theory, Methods and Applications* **63**, 902–914 (2005).
- ²⁰F. Hellmann, P. Schultz, C. Grabow, J. Heitzig, and J. Kurths, “Survivability of Deterministic Dynamical Systems,” *Sci. Rep.* **6**, 29654 (2016).
- ²¹T. Kittel, J. Heitzig, K. Webster, and J. Kurths, “Timing of transients: quantifying reaching times and transient behavior in complex systems,” *New J. Phys.* **19**, 083005 (2017).
- ²²C. Mitra, T. Kittel, A. Choudhary, J. Kurths, and R. V. Donner, “Recovery time after localized perturbations in complex dynamical networks,” *arXiv preprint arXiv:1704.06079* (2017).
- ²³A. Agresti and B. A. Coull, “Approximate is Better than ”Exact” for Interval Estimation of Binomial Proportion,” *The American Statistician* **52**, 119–126 (1998).
- ²⁴Note that we applied a phase shift of $\arcsin(p/k)$ to set the fix point to the origin.
- ²⁵L. Serdukova, Y. Zheng, J. Duan, and J. Kurths, “Stochastic basins of attraction for metastable states,” *Chaos: An Interdisciplinary Journal of Nonlinear Science*, *Chaos: An Interdisciplinary Journal of Nonlinear Science* **26**, 073117 (2016).
- ²⁶L. Serdukova, Y. Zheng, J. Duan, and J. Kurths, “Metastability for discontinuous dynamical systems under lévy noise: Case study on amazonian vegetation,” *Scientific Reports*, *Scientific Reports* **7**, 9336 (2017).
- ²⁷P. Imkeller and I. Pavlyukevich, “Lévy flights: transitions and meta-stability,” *J. Phys. A. Math. Gen.* **39**, L237–L246 (2006).
- ²⁸I. Pavlyukevich, “Lévy flights, non-local search and simulated annealing,” *J. Comput. Phys.* **226**, 1830–1844 (2007).
- ²⁹I. Pavlyukevich, “Cooling down Lévy flights,” *J. Phys. A Math. Theor.* **40**, 12299–12313 (2007).