

Optimally Frugal Foraging

O. Bénichou,¹ U. Bhat,^{2,3,4} P. L. Krapivsky,³ and S. Redner²

¹*Laboratoire de Physique Théorique de la Matière Condensée (UMR CNRS 7600),
Université Pierre et Marie Curie, 4 Place Jussieu, 75252 Paris Cedex France*

²*Santa Fe Institute, 1399 Hyde Park Road, Santa Fe, New Mexico 87501, USA*

³*Department of Physics, Boston University, Boston, MA 02215, USA*

⁴*School of Natural Sciences, University of California at Merced, Merced, CA 95343, USA*

We introduce the *frugal foraging* model in which a forager performs a discrete-time random walk on a lattice, where each site initially contains \mathcal{S} food units. The forager metabolizes one unit of food at each step and starves to death when it last ate \mathcal{S} steps in the past. Whenever the forager decides to eat, it consumes all food at its current site and this site remains empty (no food replenishment). The crucial property of the forager is that it is *frugal* and eats only when encountering food within at most k steps of starvation. We compute the average lifetime analytically as a function of frugality threshold and show that there exists an optimal strategy, namely, a frugality threshold k^* that maximizes the forager lifetime.

Foraging is a fundamental ecological process that has sparked much research (see, e.g., [1–4]). Theories of foraging have attempted to determine strategies for a forager to maximize food consumption. Such strategies balance the interplay between exploitation, where a forager consumes food in a current search domain, and exploration, where a forager moves to potentially richer domains. This dichotomy underlies many phenomena for which statistical physics ideas have been fruitful, including management of firms [5, 6], the multiarm bandit problem [7, 8], the secretary problem [9], Feynman’s restaurant problem [10], and human memory [11, 12].

Typically these optimization problems do not account for depletion of resources. The *starving random walk* [13–15] explicitly accounts for this basic coupling between forager motion and depletion. In this model, a forager random walks on a lattice in which each site initially contains \mathcal{S} food units. When a forager lands on a food-containing site, all the food there is consumed and the forager is fully satiated. The forager metabolizes one unit of food at each step so that it starves to death when it last ate \mathcal{S} time steps in the past. When the forager lands on an empty site, it comes one time unit closer to starvation. Because food is not replenished, the forager is doomed to starve, with a non-trivial dependence of lifetime on its metabolic capacity \mathcal{S} and the spatial dimension d [13, 14].

In the starving random walk, the forager mindlessly eats whenever food is encountered. Is it possible that the forager can live longer with a different consumption strategy? By incorporating the attribute of *frugality*, in which the forager eats only when it is nutritionally depleted below a specified level (Fig. 1), we show that the average lifetime of a forager is dramatically increased. This frugality mimics ecological foraging, where foragers reduce their activity when satiated and resume foraging only when sufficiently depleted; parallel behavior occurs in predatory animals [16–25]. While delaying consumption might seem a risky survival strategy, we will show that: (i) frugality typically increases the forager lifetime and (ii) the lifetime is maximized at an optimal frugality.

Model. The frugal forager starts at the origin in a food

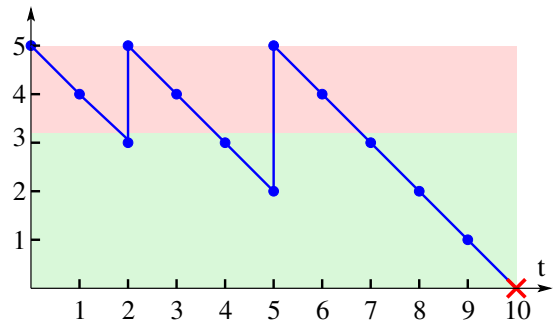


FIG. 1: The nutritional state of a frugal forager as a function of time for the case $\mathcal{S} = 5$ and frugality threshold $k = 3$. In the red zone, the forager does not eat, even when it encounters food, while in the green zone the forager eats whenever it encounters food. This forager starves at $t = 10$.

paradise, where each lattice site initially contains \mathcal{S} food units. The forager immediately eats the food at the origin so it begins fully satiated. The frugal forager performs a lattice random walk and its dynamics is identical to that of the starving random walk [13, 14] (which here we term the normal forager), *except* that the frugal forager can eat only when it encounters a food-containing site within k hops—the frugality threshold—of starving, with $0 \leq k \leq \mathcal{S} - 1$ (Fig. 1). The case $k = \mathcal{S} - 1$ corresponding to the normal forager that eats anytime it encounters food. Upon eating, the forager returns to a fully satiated state (so that up to k food units are “wasted” by this consumption rule). This foraging process is inherently non-Markovian because it depends on all of a forager’s previous encounters with food, i.e., the times between visits to distinct sites of a random walk [26–29].

Simulations. We find that the average forager lifetime is maximized at a optimal thresholds k^* in both $d = 1$ and $d = 2$ (Figure 2). For $d = 3$, a qualitatively similar optimization arises. Thus optimal frugality is generally advantageous. It is also worth noting that

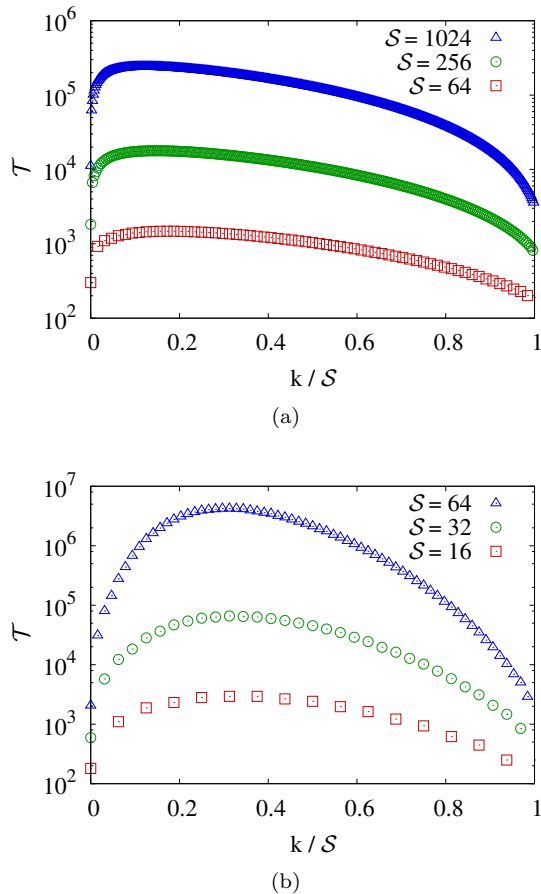


FIG. 2: Simulation results for dependence of the forager lifetime on frugality threshold k for various metabolic capacities \mathcal{S} in (a) $d = 1$ and (b) $d = 2$. The case $k = \mathcal{S} - 1$ corresponds to a normal forager (starving random walk).

as the metabolic capacity \mathcal{S} increases, which correlates with larger body size, a forager maximizes its lifetime by becoming progressively more frugal; that is, k^* is a decreasing function of \mathcal{S} .

To understand the optimization of the forager lifetime, we now investigate the tractable cases $k \ll \mathcal{S}$, where we will show that the dependence of the lifetime \mathcal{T} on \mathcal{S} steepens for increasing k and also grows more quickly than for the normal forager, where $k = \mathcal{S} - 1$. These two facts mandate that there must exist an optimum frugality k^* , where the \mathcal{S} dependence of the lifetime is the fastest.

Maximally frugal forager. To analytically show that always consuming when resources are encountered is a suboptimal survival strategy, we treat the extreme case of a maximally frugal forager that can only eat at the instant of starvation, i.e., $k = 0$. To continue to survive, the forager must therefore be at previously unvisited sites at times \mathcal{S} , $2\mathcal{S}$, $3\mathcal{S}$, etc. (For simplicity, we consider even \mathcal{S} and hypercubic lattices.) If the forager lands on a previously visited site (where food was consumed) at time $m\mathcal{S}$, with m an integer, starvation immediately occurs

and the forager lifetime is $m\mathcal{S}$. It is worth noticing that we can also think of the maximally frugal forager as a self-avoiding flight [30–32], in which each step of the flight is determined by the displacement of a nearest-neighbor random walk of \mathcal{S} steps and the flight dies whenever it lands on a previously visited site. The result (6) for the forager survival probability that we will derive also describes to the survival probability of a self-avoiding flight whose return probability at a single step is given by (5).

We first show that the survival probability decays exponentially in time in any dimension. Define S_m as the probability that a maximally frugal forager survives until time $m\mathcal{S}$, and R_m as the probability for a pure random walk to return to its starting point at time $m\mathcal{S}$. The forager survives its first potential starvation event at time \mathcal{S} with probability $S_1 = 1 - R_1$. We obtain an upper bound for the survival probability at time $2\mathcal{S}$ by demanding that the forager hops to a different site from where it was at time \mathcal{S} . The probability for this event is again S_1 . Because we have not included the possibility that the forager has returned to the origin at time $2\mathcal{S}$, the true survival probability will be smaller still. Therefore $S_2 \leq (S_1)^2$. Continuing this reasoning gives $S_m \leq (S_1)^m$, a result that is valid for any \mathcal{S} .

We obtain a lower bound by noting that the forager is sure to survive if its position always has a positive increment in a single coordinate direction between times $m\mathcal{S}$ and $(m + 1)\mathcal{S}$. Let $Q_1(d)$ be the probability that a random walk has a single coordinate equal to zero at time \mathcal{S} in d dimensions. Then the probability that a single coordinate has increased is $\frac{1}{2}(1 - Q_1(d))$. We therefore have the bounds

$$2d \left(\frac{1}{2}\right)^m [1 - Q_1(d)]^m \leq S_m \leq (1 - R_1)^m, \quad (1)$$

so that S_m asymptotically decays exponentially in m and, correspondingly, exponentially in time. However, we will show the mean lifetime of the forager in low spatial dimension is controlled by an intermediate regime for large \mathcal{S} , where the survival probability decays as a super exponential in m for $d \leq 2$.

We start by deriving an exact recurrence that is satisfied by the survival probability of a maximally frugal forager and then give explicit results for $\mathcal{S} \rightarrow \infty$. Formally, the survival probability is given by

$$S_m = \Pr\{\Delta_m = 1, \Delta_{m-1} = 1, \dots, \Delta_1 = 1\}, \quad (2a)$$

where Δ_j is the random variable that equals 1 if a new site is visited at time j and equals 0 otherwise. The survival probability satisfies the recursion

$$\begin{aligned} S_m &= \Pr\{\Delta_m = 1 | \Delta_{m-1} = 1, \dots, \Delta_1 = 1\} \times \\ &\quad \Pr\{\Delta_{m-1} = 1, \dots, \Delta_1 = 1\}, \\ &= \Pr\{\Delta_m = 1 | \Delta_{m-1} = 1, \dots, \Delta_1 = 1\} S_{m-1}. \end{aligned} \quad (2b)$$

To obtain explicit results from this exact recurrence, we make the approximation

$$\Pr\{\Delta_m = 1 | \Delta_{m-1} = 1, \dots, \Delta_1 = 1\} \simeq \Pr\{\Delta_m = 1\}; \quad (3)$$

i.e., correlations with past events are ignored. To determine $\Pr\{\Delta_m = 1\}$, it is useful to introduce its generating function, which is known to be [29]

$$\Delta(z) \equiv \sum_{n \geq 0} \Pr\{\Delta_n = 1\} z^n = -1 + \frac{1}{(1-z)R(z)}. \quad (4)$$

Here $R(z) \equiv \sum_{n \geq 0} R_n z^n$ is the generating function for the return probability R_n at the $(n\mathcal{S})^{\text{th}}$ step, which has the asymptotic behavior [29]:

$$R_j \simeq 2 [d/(2\pi j\mathcal{S})]^{d/2}. \quad (5)$$

For $\mathcal{S} \gg 1$, which we assume throughout, $1/R(z)$ has the expansion

$$1 - R_1 z + (R_1^2 - R_2) z^2 - (R_1^3 - 2R_1 R_2 + R_3) z^3 + \dots, \\ \simeq 1 - \sum_{j \geq 1} R_j z^j.$$

In the second line, powers of R_j greater than 1 are negligible compared to linear terms for $\mathcal{S} \rightarrow \infty$ because R_j asymptotically scales as $\mathcal{S}^{-d/2}$

Substituting the above expansion for $1/R(z)$ in Eq. (4), we obtain the series for $\Delta(z)$, from which we read off $\Pr\{\Delta_m = 1\} = 1 - \sum_{1 \leq j \leq m} R_j$. Using this expression in Eqs. (2b) and (3) gives

$$S_m \simeq \exp \left(- \sum_{\ell=1}^m \sum_{j=1}^{\ell} R_j \right). \quad (6)$$

Substituting R_j from (5) in (6), we obtain

$$- \ln S_m \simeq \begin{cases} \sqrt{\frac{32m^3}{9\pi}} \mathcal{S}^{-1/2} & d = 1, \\ \frac{2m \ln m}{\pi} \mathcal{S}^{-1} & d = 2, \\ mA_d \mathcal{S}^{-d/2} & d > 2, \end{cases} \quad (7)$$

where $A_d \equiv 2\zeta(d/2)(d/2\pi)^{d/2}$. Note that the lower bound (1) for the survival probability imposes the constraint that (7) cannot hold when $m \geq \mathcal{S}$ in $d = 1$, and when $m \geq e^{\mathcal{S}}$ in $d = 2$. Imposing this constraint, the average number of “generations” that forager survives in $d = 1$ can be found from

$$\langle m \rangle = \sum_{m \geq 1} S_m \simeq \int_0^{\beta\mathcal{S}} e^{-\alpha(m^3/\mathcal{S})^{1/2}} dm + \int_{\beta\mathcal{S}}^{\infty} e^{-\gamma m} dm,$$

with $\alpha = \sqrt{32/9\pi}$, while β and γ are constants of order 1 that are irrelevant for large \mathcal{S} . The integral over the finite range dominates. Computing this integral and performing similar calculations in higher dimensions leads to

$$\mathcal{T} \simeq \begin{cases} \Gamma(2/3) \left(\frac{\pi}{12}\right)^{1/3} \mathcal{S}^{4/3} & d = 1, \\ \frac{\pi}{2 \ln \mathcal{S}} \mathcal{S}^2 & d = 2, \\ \frac{1}{A_d} \mathcal{S}^{1+d/2} & d > 2. \end{cases} \quad (8)$$

Our numerical results for $d = 1, 2$, and 3 agree with the predictions of Eq. (8) (Fig. 3).

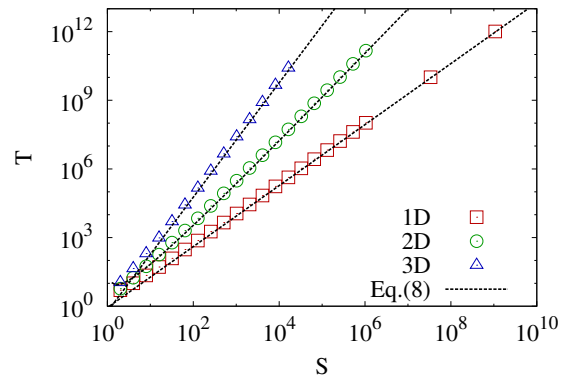


FIG. 3: Simulation results for the lifetime \mathcal{T} of the maximally frugal forager versus \mathcal{S} .

From (8), the maximally frugal forager in $d = 1$ lives longer than the normal forager, whose lifetime is $\mathcal{T} \sim \mathcal{S}$ [13, 14]. Moreover, the maximally frugal forager consumes $\mathcal{S}\langle m \rangle \sim \mathcal{S}^{4/3}$ units of food over its lifetime, while the lifetime consumption of the normal forager is $\mathcal{S}^{3/2}$. Despite living a factor of $\mathcal{S}^{1/3}$ longer, the frugal forager asymptotically consumes a factor $\mathcal{S}^{-1/6}$ less resources. Thus extreme frugality in one dimension leads to a longer lifetime and less resource consumption.

General frugality. We now treat the case of frugality parameter $k > 0$, where the forager can eat up to k time steps before starvation, and show that the average lifetime has an optimum with respect to k . For the case $k = 1$, the forager starves when it hops onto a doublet of two consecutive empty (previously visited) sites and remain within the doublet at the next step. In the spirit of our argument that led to Eq. (6), the probability to survive m generations satisfies

$$S_m(k=1) \simeq \exp \left[- \sum_{\ell=1}^m \left(\sum_{j=1}^{\ell} R_j \right)^2 \right]. \quad (9)$$

Using the expression for R_j given in (5), we find

$$- \ln S_m(k=1) \simeq \begin{cases} \frac{4m^2}{\pi} \mathcal{S}^{-1} & d = 1, \\ \frac{4m \ln^2 m}{\pi^2} \mathcal{S}^{-2} & d = 2, \\ mA_d^2 \mathcal{S}^{-d} & d > 2. \end{cases} \quad (10)$$

By following the steps parallel to those that gave Eq. (8),

the average lifetime \mathcal{T} for $k = 1$ is

$$\mathcal{T}(k=1) \simeq \begin{cases} \frac{\pi}{\sqrt{8}} \mathcal{S}^{3/2} & d=1, \\ \left(\frac{\pi}{4 \ln \mathcal{S}}\right)^2 \mathcal{S}^3 & d=2, \\ \frac{1}{A_d^2} \mathcal{S}^{1+d} & d>2. \end{cases} \quad (11)$$

The lifetime for $k = 1$ exceeds that of the maximally frugal forager. Because the lifetime of the normal forager ($k = \mathcal{S} - 1$) is shorter than that of the maximally frugal forager ($k = 0$), there must be an intermediate frugality value k^* that maximizes the lifetime.

Finally, we extend our approach to general frugality threshold k , with $k \ll \mathcal{S}$. For a forager to starve in one dimension, it first has to be metabolically depleted to its frugality threshold, then hop to the interior of a gap of consecutive previously visited sites, and finally make k subsequent hops within this gap. The average length of a gap that will trap the forager is simply $\langle N(k) \rangle$, the mean number of distinct sites visited by a random walk of k steps [28, 29]. Following the same reasoning as that applied for the case $k = 1$, we obtain

$$S_m(k) \simeq \exp \left[- \sum_{\ell=1}^m \left(\sum_{j=1}^{\ell} R_j \right)^{\langle N(k) \rangle} \right]. \quad (12)$$

Here we make the uncontrolled approximation that the survival probability averaged over all random-walk trajectories can be expressed averaging the number of distinct sites visited in the exponent of the above expression.

Substituting the return probability (5) for nearest-neighbor random walks into (12), the leading behavior of the survival probability is

$$-\ln S_m(k) \sim \begin{cases} m^{1+\langle N(k) \rangle/2} / \mathcal{S}^{\langle N(k) \rangle/2} & d=1, \\ m(\ln m)^{\langle N(k) \rangle} / \mathcal{S}^{\langle N(k) \rangle} & d=2, \\ m / \mathcal{S}^{d\langle N(k) \rangle/2} & d>2. \end{cases} \quad (13)$$

From these results, we obtain the lifetime

$$\mathcal{T}(k) \sim \begin{cases} \mathcal{S}^{(2\langle N(k) \rangle + 2)/(\langle N(k) \rangle + 2)} & d=1, \\ \mathcal{S}^{\langle N(k) \rangle + 1} / (\ln \mathcal{S})^{\langle N(k) \rangle} & d=2, \\ \mathcal{S}^{1+d\langle N(k) \rangle/2} & d>2, \end{cases} \quad (14)$$

with the asymptotic behavior of $\langle N(k) \rangle$ for $k \gg 1$ given

by [28, 29] $\sqrt{8k/\pi}$ ($d=1$), $\pi k / \ln k$ ($d=2$), and $k/R(1)$ ($d=3$).

Because of the uncontrolled nature of the approximation in (12), one should not anticipate that our prediction for the dependence of \mathcal{T} on \mathcal{S} for different frugality thresholds k will match simulation results quantitatively. However, these two results are gratifyingly close in spite of the crudeness of our approach (Table I).

TABLE I: Comparison between simulation results for the exponent τ in $\mathcal{T} \sim \mathcal{S}^\tau$ in one dimension (top row) and our analytical predictions (bottom row): Eq. (8) for $k=0$, Eq. (11) for $k=1$, and then the first line of (14).

	$k=0$	1	2	4	8	16	32	64	128
simul.	1.33	1.53	1.53	1.56	1.63	1.69	1.76	1.79	1.83
analytic	1.33	1.50	1.53	1.61	1.69	1.76	1.82	1.86	1.90

We introduced the attribute of frugality into a prototypical random-walk foraging model. Frugality means that a forager does not consume food until it has reached a partially depleted state in which it can survive only k additional time units without food before starving. The interplay between *conservation* (not eating) and *consumption* leads to a rich dynamics in which the lifetime of the forager is maximized at an optimal level of frugality. While it naively seems that being frugal is inherently risky, this strategy turns out to be superior to that of the normal forager, which always eats when it encounters food. We also extended our approach to obtain the forager lifetime in any dimension and for general frugality threshold $k \ll \mathcal{S}$ by exploiting the classic formalism for visits to distinct sites of a random walk.

Finally, the super exponential decay of the survival probability in Eq. (7) for $d \leq 2$ has important implications for the self-avoiding flight problem. For the classic self-avoiding walk (SAW) (see, e.g., [33]), the survival probability—the ratio of the number of n -step SAWs to n -step random walks on the same lattice—decays exponentially with n . The non-exponential behavior in (6) suggests that the self-avoiding flight could lie in a separate universality class.

We acknowledge support from the European Research Council Starting Grant No. FPTOpt-277998 (OB), a University of California Merced postdoctoral fellowship (UB), grant No. DMR-1608211 from the National Science Foundation (UB and SR), and the John Templeton Foundation (SR).

- [1] E. L. Charnov, *Theoretical Population Biology* **9**, 129 (1976).
 [2] D. W. Stephens and J. R. Krebs, *Foraging theory* (Princeton University Press, Princeton, 1986).
 [3] J. W. Bell, *Searching behaviour, the behavioural ecology*

- of finding resources, Animal Behaviour Series* (Chapman and Hall, London, 1991).
 [4] W. J. O'Brien, H. I. Browman, and B. I. Evans, *Am. Sci.* **78**, 152 (1990).
 [5] J. G. March, *Organization Science* **2**, 71 (1991).

- [6] T. Gueudré, A. Dobrinevski, and J.-P. Bouchaud, *Physical Review Letters* **112**, 050602 (2014).
- [7] H. Robbins, *American Mathematical Society Bulletin* **58**, 527 (1952).
- [8] J. C. Gittins, *Journal of the Royal Statistical Society. Series B (Methodological)* **41**, 148 (1979).
- [9] T. S. Ferguson, *Statistical Science* **4**, 282 (1989).
- [10] M. A. Gottlieb, “Feynmans restaurant problem revealed,” (2000).
- [11] T. T. Hills, M. N. Jones, and P. M. Todd, *Psychological review* **119**, 431 (2012).
- [12] J. T. Abbott, J. L. Austerweil, and T. L. Griffiths, in *Neural Information Processing Systems Conference; A preliminary version of this work was presented at the aforementioned conference.*, Vol. 122 (American Psychological Association, 2015) p. 558.
- [13] O. Bénichou and S. Redner, *Phys. Rev. Lett.* **113**, 238101 (2014).
- [14] O. Bénichou, M. Chupeau, and S. Redner, *Journal of Physics A: Mathematical and Theoretical* **49**, 394003 (2016).
- [15] M. Chupeau, O. Bénichou, and S. Redner, *Physical Review E* **95**, 012157 (2017).
- [16] N. Mills, *Ecological Entomology* **7**, 305 (1982).
- [17] L. M. Dill, *Canadian Journal of Fisheries and Aquatic Sciences* **40**, 398 (1983).
- [18] A. Sih, *The American Naturalist* **123**, 314 (1984).
- [19] H. Jung and L. Koong, *Journal of Range Management* **38**, 302 (1985).
- [20] M. I. Croy and R. N. Hughes, *Animal Behaviour* **41**, 161 (1991).
- [21] G. Candler and P. Kennedy, *Journal of Raptor Research* **29**, 85 (1995).
- [22] Y. Ben-Shahar and G. E. Robinson, *Journal of Comparative Physiology A* **187**, 891 (2001).
- [23] G. G. Sass and P. J. Motta, *Environmental Biology of Fishes* **65**, 441 (2002).
- [24] M. D. McCue *et al.*, *Comparative physiology of fasting, starvation, and food limitation* (Springer, 2012).
- [25] I. Myrsterud, *Evolutionary perspectives on environmental problems* (Routledge, 2017).
- [26] G. Polya, *Math. Ann.* **84**, 149 (1921).
- [27] E. W. Montroll and G. H. Weiss, *Journal of Mathematical Physics* **6**, 167 (1965).
- [28] G. Weiss, *Aspects and Applications of the Random Walk* (Amsterdam, Netherlands: North-Holland, 1994).
- [29] B. Hughes, *Random walks and random environments* (New York: Oxford University Press, 1995).
- [30] J. W. Halley and H. Nakanishi, *Phys. Rev. Lett.* **55**, 551 (1985).
- [31] S. B. Lee, H. Nakanishi, and B. Derrida, *Phys. Rev. A* **36**, 5059 (1987).
- [32] M. Heydenreich, *Ann. Inst. H. Poincaré Probab. Statist.* **47**, 20 (2011).
- [33] N. Madras and G. Slade, *The Self-Avoiding Walk*, Probability and Its Applications (Birkhäuser Boston, 1996).