

# Bidisperse and polydisperse suspension rheology at large solid fraction

Sidhant Pednekar,<sup>1,2</sup> Jaehun Chun,<sup>3, a)</sup> and Jeffrey Morris<sup>1,2, b)</sup>

<sup>1)</sup>*Benjamin Levich Institute, New York, USA*

<sup>2)</sup>*Department of Chemical Engineering, The City College of New York, NY, NY 10031.*

<sup>3)</sup>*Pacific Northwest National Laboratory Richland, Washington 99352, USA*

(Dated: 13 March 2022)

At the same solid volume fraction, bidisperse and polydisperse suspensions display lower viscosities, and weaker normal stress response, compared to monodisperse suspensions. The reduction of viscosity associated with size distribution can be explained by an increase of the maximum flowable, or jamming, solid fraction  $\phi_m$ . In this work, concentrated or “dense” suspensions are simulated under strong shearing, where thermal motion and repulsive forces are negligible, but we allow for particle contact with a mild frictional interaction with interparticle friction coefficient of  $\mu = 0.2$ . Aspects of bidisperse suspension rheology are first revisited to establish that the approach reproduces established trends; the study of bidisperse suspensions at size ratios of large to small particle radii of  $\delta = 2$  to 4 shows that a minimum in the viscosity occurs for  $\zeta$  slightly above 0.5, where  $\zeta = \phi_l/\phi$  is the fraction of the total solid volume occupied by the large particles. The simple shear flows of polydisperse suspensions with truncated normal and log normal size distributions, and bidisperse suspensions which are statistically equivalent with these polydisperse cases up to third moment of the size distribution, are simulated and the rheologies are extracted. Prior work shows that such distributions with equivalent low-order moments have similar  $\phi_m$ , and the rheological behaviors of normal, log normal and bidisperse cases are shown to be in close agreement for a wide range of standard deviation in particle size, with standard correlations which are functionally dependent on  $\phi/\phi_m$  providing excellent agreement with the rheology found in simulation. The close agreement of both viscosity and normal stress response between bi- and polydisperse suspensions demonstrates the controlling influence of the maximum packing fraction in noncolloidal suspensions. Microstructural investigations and the stress distribution according to particle size are also presented.

Keywords: Polydispersity | Bidispersity | Suspension rheology |

## I. INTRODUCTION

Flowing suspensions are found industrially as cements and pastes, and as mud in nature. Under dilute solid volume fraction, i.e. small  $\phi$ , the relative viscosity  $\eta_r(\phi) = \eta_s(\phi)/\eta_0$  of a suspension in a Newtonian fluid of viscosity  $\eta_0$  retains behavior that is quasi-Newtonian and the suspension viscosity differs only mildly from the suspending fluid, as in the Einstein

<sup>a)</sup>Electronic mail: [jaehun.chun@pnnl.gov](mailto:jaehun.chun@pnnl.gov)

<sup>b)</sup>Electronic mail: [morris@ccny.cuny.edu](mailto:morris@ccny.cuny.edu); <http://www-levich.engr.ccny.cuny.edu/~jmorris/>.

viscosity  $\eta_s(\phi) = \eta_0(1 + 2.5\phi)$  or extensions which apply to  $\phi < 0.1$ . In the examples noted, however, we encounter conditions far from dilute, as the particles approach their maximum packing fraction and the materials are often called *dense suspensions*. In these examples, the particles are also typically nonuniform in size, and this work addresses simulation of dense suspensions with both bidisperse and polydisperse size distributions.

While experiments have probed size dispersion about the mean in suspensions, very limited dynamical simulation work has addressed polydisperse suspensions. Most laboratory studies examining size distribution have considered bidisperse suspensions, but continuously polydisperse distributions of particle size are more often encountered. Particles following a normal distribution are common in processes when particles are purposefully generated around a specific mean size. Log-normal distributions of particles are often found in soils, aerosols, mining and grinding operations [Wagner and Ding [1994]] and occur frequently in particle growth processes [Söderlund *et al.* [1998]]. In application, the influence of particle size distribution on rheology can be quite important, e.g. in the coal and food industries [Servais, Jones, and Roberts [2002]; Boylu, Dincer, and Ateşok [2004]; Liu *et al.* [2015]; Singh *et al.* [2016]; Leverrier *et al.* [2016]]. Chocolate manufacturing, for example, typically requires control of the particle size distribution to facilitate pumping and mixing of molten chocolate [Mongia and Ziegler [2000]] and transportation and grinding of dense milk suspensions [Saeseaw, Shiowatana, and Siripinyanond [2005]]. As a further example which directly motivates our work, the nuclear waste materials at the Hanford site in Washington state in the United States are slurries of metal-oxide particles that have varying degrees of polydispersity [Wells *et al.* [2007]; Chun, Poloski, and Hansen [2010]; Wells *et al.* [2011]; Clark, Buchanan, and Wilmarth [2016]]. These are most often nonspherical particles, but here the particle size distribution is our focus and we consider only spheres. While research dedicated towards studying the rheology of slurries with particle size distributions, e.g. in the range of 1 - 100  $\mu\text{m}$  [Chun *et al.* [2011]], provides valuable system-specific information, here we consider a wide range of the polydispersity parameters, toward development of an understanding of how the size distribution of dense suspensions impacts upon the shear and normal stresses in simple shear.

One factor imposing difficulty on the study of polydispersity on suspension rheology is that making precise particle size distributions (PSD) is experimentally challenging. Computer simulations provide a powerful tool for such examinations. Chang and Powell [1993, 1994a,b], for example, used Stokesian Dynamics simulations to study the effect of bidispersity on suspension rheology. However, to date, these studies are among only a few to address simulation of even the bidisperse condition. One hurdle to simulation of polydisperse suspensions is the complexity of representing the interaction of particles, particularly at large separations of particles where long-range hydrodynamics play a role, although recent work provides a method to remove this obstacle [Wang and Brady [2015]]. To circumvent this difficulty, for dense suspensions where particles are extremely crowded and neighboring particle surfaces are always very close to contact, we note that it is plausible that such long-range effects are secondary in importance to the singular lubrication effects of the fluid [Ball and Melrose [1997]]. In addition, the possibility of contact should not be discounted especially in modeling of materials with some surface roughness or angularity, as one finds for platelike particles in natural mud, or crystalline particles in nuclear waste slurries; contact has also been shown to have potentially important effects in cohesive particle suspensions [Pednekar, Chun, and Morris [2017]]. Recent work has developed a simulation method to capture lu-

brication and contact effects in dense suspensions [Mari *et al.* [2014]], and we employ this to explore systematically the effect of polydispersity.

It will be shown that, despite complex microstructural variation at different conditions studied, the viscosity is remarkably well-predicted by simply establishing the maximum packing fraction and using an empirical form for the relative viscosity, e.g. the form  $\eta_r(\phi/\phi_m) = (1 - \phi/\phi_m)^{-2}$  [Maron and Pierce [1956]]. The normal stress behavior is similarly reduced to a function of  $\phi/\phi_m$ . We first review relevant literature providing a background on bi- and polydisperse suspension rheology as well as methodology for predicting maximum packing fraction; in doing so, we will introduce the basic parameters describing the suspensions studied.

## II. LITERATURE

It is accepted that bidispersity or polydispersity reduces viscosity for the same solid loading (solid volume fraction). The maximum packing fraction,  $\phi_m$ , is also known to increase with greater polydispersity. The simple explanation, valid for large difference between the large and small particles of the distribution, is that the small particles may fit into the interstices between larger particles. The reduction of viscosity and increase in maximum packing of polydisperse suspensions can be utilized to increasing flowability and/or solid content of suspensions. Despite the prevalence of polydispersity in application, most existing studies on the effect of varying sizes in suspensions focus on bidisperse suspensions. The state of understanding on bidisperse and higher order polydisperse suspension rheology is summarized below using a few key experimental and simulation studies.

### A. Experiments and Simulation

#### 1. Bidisperse suspensions

In addition to the volume fraction ( $\phi$ ) used to characterize monodisperse suspensions, two additional parameters are traditionally used to describe bidisperse suspensions. These can be chosen differently, but the following forms are standard. These are the size ratio

$$\delta = a_l/a_s, \quad (1)$$

and the fraction of the solid volume occupied by the large particles,

$$\zeta = \phi_l/\phi, \quad (2)$$

where the large particles have radius  $a_l$  and the small have radius  $a_s$ , while  $\phi$  and  $\phi_l$  are the bulk and large-particle solid volume fractions. Shapiro and Probstein [1992] experimentally studied bidisperse suspensions using non-Brownian glass beads in glycerin. They found a decrease in viscosity as they moved from monodisperse suspensions ( $\zeta = 0$  and 1) to bidisperse suspensions ( $0 < \zeta < 1$ ). At fixed  $\phi$  and  $\delta$  (for  $\delta = 2$  and 4) they observed a decrease in viscosity with  $\zeta$  to a minimum. The reduction in viscosity with bidispersity was found to be more pronounced at higher  $\delta$ . Chong, Christiansen, and Baer [1971] and Gondret and Petit [1997] made similar observations. Barnes, Hutton, and Walters [1989] noted up to a 50-fold reduction in viscosity in going from a concentrated monodisperse to

bidisperse suspension at the same  $\phi$ . Poslinski *et al.* [1988] showed an increase in  $\phi_m$  and a corresponding decrease in shear viscosity, first normal stress difference, dynamic viscosity and storage modulus with bidispersity at different  $\phi$ . Chang and Powell [1993, 1994a,b] used Stokesian Dynamics to calculate hydrodynamic interactions in bidisperse suspensions and showed trends which matched the general experimental observations noted above. More recently, Wang and Brady [2015] used conventional Stokesian Dynamics to study the short-time transport properties of bidisperse colloidal suspensions. In addition to rheological modifications, bidisperse suspensions in nonuniform shear such as pressure-driven flow, where particle migration occurs, are known to display segregation behavior based on particle size [Lyon and Leal [1998]; Semwogerere and Weeks [2008]], but here we will focus on conditions where the particle sizes remain well-mixed.

## 2. Polydisperse suspensions

To characterize polydisperse suspensions,  $\delta$  and  $\zeta$  are inconvenient. The polydispersity index ( $\alpha$ ) has, instead, more commonly been used for this purpose [Pusey [1987]; Rastogi, Wagner, and Lustig [1996]]. A polydispersity factor is defined as the standard deviation normalized by the mean of the distribution,

$$\alpha = \sqrt{\langle \Delta a^2 \rangle} / \langle a \rangle, \quad (3)$$

where  $\Delta a = a - \langle a \rangle$ , and  $a$  is the particle radius. Polydispersity is thus described at leading order as a measure of the spread or variance around the mean. Luckham and Ukeje [1999] experimentally studied the rheology of three different polydisperse suspensions with varying degrees of polydispersity. They noticed that the broadest size distribution suspension had the lowest effective viscosity. Rastogi, Wagner, and Lustig [1996] used non-equilibrium Brownian dynamics simulations to study the effect of polydispersity on the rheology and microstructure of charged suspensions following a Schulz distribution, and also observed decreasing viscosities with increasing polydispersity. Polydisperse suspensions are also known to have weaker shear thickening than their monodisperse counterpart [Boersma, Laven, and Stein [1990]].

## B. Modelling

### 1. Monodisperse suspensions

Various empirical forms for relative viscosity are used at high solid concentrations. Maron and Pierce [1956] proposed the form

$$\eta_r = (1 - \phi/\phi_m)^{-2}. \quad (4)$$

Krieger and Dougherty [1959] proposed a different exponent of the form  $-\eta\phi_m$  to the above equation where  $[\eta]$  is the intrinsic viscosity. Frankel and Acrivos [1967] proposed the following,

$$\eta_r = \frac{9}{8} \left\{ \frac{(\phi/\phi_m)^{1/3}}{(1 - (\phi/\phi_m)^{1/3})} \right\}, \quad (5)$$

and Ferrini *et al.* [1979] suggested an empirical relation of the form

$$\eta_r = \left\{ 1 + \frac{\frac{1}{2}[\eta]\phi}{1 - \phi/\phi_m} \right\}^2. \quad (6)$$

Common to the approaches is the appearance of a maximum packing fraction,  $\phi_m$ , at which the viscosity diverges. This implies that the limit  $\phi/\phi_m \rightarrow 1$  is an approach to a jammed condition. A range of values from  $\phi_m = 0.53$  [Lewis and Nielsen [1968]] to  $\phi_m = 0.71$  [de Kruif *et al.* [1985]] for monodisperse systems have been suggested in the literature, but it has become clear in recent years that the maximum packing fraction varies between the random loose-packed state,  $\phi_{rlp}$  found for friction-dominated conditions, to the random close-packed state,  $\phi_{rcp}$  found when particles have well-lubricated and frictionless interactions.

The normal stress differences given by (11, 12) are known to follow forms similar to the viscosity models (4,5,6) [Poslinski *et al.* [1988]]; the basic argument supporting the similarity of the various viscometric functions is that all stresses in the dense limit are due to similar shear-driven mechanisms [Morris and Boulay [1999]], namely moments of the lubrication and contact stress distributions over particle surfaces.

## 2. Bidisperse and polydisperse suspensions

Farris [1968] developed a method for predicting the viscosity of suspensions with multi-model size distributions. The approach was developed for suspensions with large size ratios between distinct particle groups, based on the idea that interaction between the different groups can be represented by assuming the suspension of finer particles to behave as a liquid with viscosity given by the effective suspension viscosity at its volume fraction. This approach has been modified for finite  $\delta$  bidisperse [Zaman and Moudgil [1998]] and recently, polydisperse [Mwasame, Wagner, and Beris [2016]] suspensions.

One well-known approach to modeling the rheology of polydisperse suspensions is with models similar to (4 - 6), with the use of the corresponding polydisperse  $\phi_m$  [Luckham and Ukeje [1999]; Servais, Jones, and Roberts [2002]; Pishvaei *et al.* [2006]; Qi and Tanner [2011]; Shewan and Stokes [2015]]. The success of this approach, in prior as well as the present work, indicates that the reduced volume fraction ( $\phi/\phi_m$ ) plays a central role in the mixture flow well away from jamming. As in the case for monodispersity, the maximum packing of bidisperse and polydisperse particle distributions has been the subject of study [Ouchiama and Tanaka [1980]; Gupta and Seshadri [1986]; Santiso and Müller [2002]; Brouwers [2006]]. More recently, new approaches have been introduced to study the maximum packings of polydisperse systems [Farr and Groot [2009]; Baranau and Tallarek [2014]; Desmond and Weeks [2014]].

## C. This work

In this study, we use simulation to probe the role of particle size distribution on suspension rheology in the dense non-colloidal regime. We begin by considering the effect of bidispersity. In addition to reproducing experimentally-observed trends showing bidispersity to

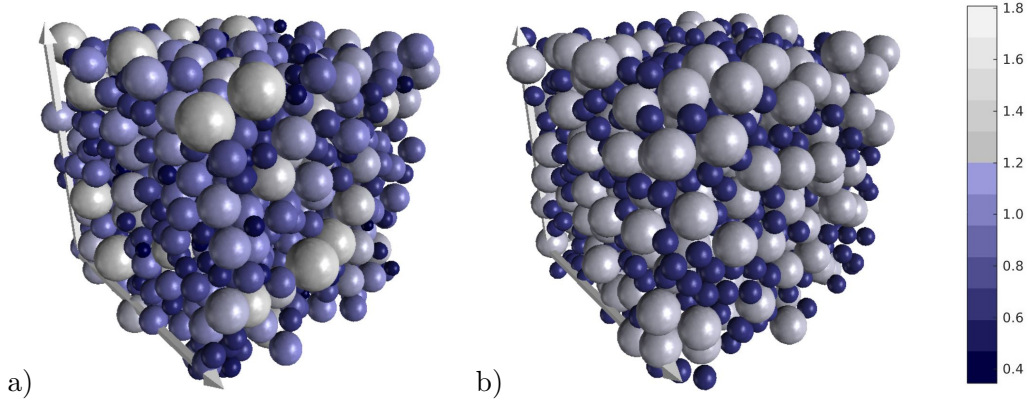


FIG. 1: Illustration of a) normal distribution with b) the rheologically equivalent bidisperse system. The colorbar indicates the size of individual particles.

reduce viscosity, we gain insight into the variation of normal stress differences ( $N_1$ ,  $N_2$ ) and particle pressure ( $\Pi$ ). Furthermore, we examine the microstructure of these bidisperse suspensions, via pair distribution functions. We then describe polydisperse suspension rheology based on simulations of suspensions of truncated normal and log-normal distributions. A central finding is that the apparent complexity of these polydisperse suspensions can, for bulk rheology, be largely reduced by considering low-order moments of the size distribution. This is demonstrated by comparison of the results with relatively well-understood bidisperse suspensions of equivalent rheology. The basis for this behavior is explored by considering the stress contributions of particles as a function of their size in the bi- and polydisperse suspensions, an analysis tool which is presently unique to simulation.

The starting point for connecting the rheologies in bi- and polydisperse suspension is the determination of the reduced solid volume fraction  $\phi/\phi_m$  for non-monodisperse suspensions. Chong, Christiansen, and Baer [1971] show that the relative viscosities of glass suspensions (both monodisperse and bidisperse) plotted against reduced solid volume fraction ( $\phi/\phi_m$ ) collapse on to a single curve. Chang and Powell [1994a] further tested this approach with experimental results of several works. The review by Stickel and Powell [2005] also present a similar plot, and the authors suggest that the reduced solid volume fraction provides a bulk parameter which controls the suspension microstructure which ultimately governs flow behavior.

Determination of maximum packing fraction, and its relation to statistical measures of the particle size distribution (PSD), is thus of central importance. Desmond & Weeks [Desmond and Weeks [2014]] studied polydisperse packings using a simulation algorithm based on the expansion of infinitesimal points to particles whose size followed a specified PSD. This work demonstrated that particles with different PSDs but having the same mean particle size, standard deviation and skewness around the mean have similar maximum packing. Recall that the standard deviation and skewness are normalized second and third moments of the distribution. Although the approach is empirical and its generality is still untested, it was shown to be successful for particles of several distributions, including binary, linear, normal, and log normal. The maximum packing obtained for such granular assemblies having an isotropic microstructure has been shown to have a direct correspondence to the maximum



packing (or jamming point) obtained from shear flow viscosity measurements [Shapiro and Probst [1992]; Probst, Sengun, and Tseng [1994]]. Another approach has emerged recently for constructing equivalent bidisperse systems with the same hard sphere equation of state as polydisperse systems [Ogarko and Luding [2012]]. We will however apply the approach of Desmond & Weeks as the basis for a framework to determine rheologically similar equivalent bidisperse and polydisperse suspensions, as this has been shown to predict maximum packing with better accuracy.

### III. MODEL AND METHODS

We simulate the rheology of dense bidisperse and higher order polydisperse non-colloidal suspensions. The simulation method combines ‘lubrication flow’ (LF) description of hydrodynamic interactions with discrete element modeling (DEM) of contacts between particles [Mari *et al.* [2015]], and is referred to as LF-DEM. As discussed in Sec. II A 1, polydispersity effects on rheology have pronounced effects at large volume fractions. For such dense suspensions, contact forces are expected to play a role [Boyer, Guazzelli, and Pouliquen [2011]] and we assume that hydrodynamic interactions can be satisfactorily represented by pair-wise additive short range lubrication forces [Ball and Melrose [1997]]. This simulation tool has been shown to reproduce important aspects of dense suspension rheology, including continuous and discontinuous shear-thickening [Mari *et al.* [2015]; Seto *et al.* [2013]; Mari *et al.* [2014]] and recently, the obscuring of shear thickening by attractive forces and a resulting large low shear viscosity or yield stress [Pednekar, Chun, and Morris [2017]]. We simulate neutrally-buoyant particles of variable radius  $\sim a$ , suspended in viscous fluid (density  $\rho$  and viscosity  $\eta_0$ ) sheared at rate  $\dot{\gamma}$  in the Stokes limit, i.e., small particle-scale Reynolds number,  $Re = \rho\dot{\gamma}a^2/\eta_0 \ll 1$ . The influence of Brownian motion is assumed to be negligible, so that the Péclet number satisfies  $Pe = 6\pi\eta_0a^3\dot{\gamma}/kT \gg 1$ .

We solve the overdamped Langevin equation for the particle motion,

$$0 = \mathbf{F}^H + \mathbf{F}^C, \quad (7)$$

where  $\mathbf{F}^H$  and  $\mathbf{F}^C$  are hydrodynamic and contact forces, respectively. A detailed explanation of these forces is provided in Mari *et al.* [2014], and our description will hence be kept brief. The hydrodynamic forces are of the form  $\mathbf{F}^H = -\mathbf{R}_{FU} \cdot (\mathbf{U} - \mathbf{U}^\infty) + \mathbf{R}_{FE} : \mathbf{E}^\infty$ , with  $\mathbf{U}^\infty = \dot{\gamma}y\hat{\mathbf{e}}_x$  being the flow due to imposed shear and  $\mathbf{E}^\infty$  the associated rate-of-strain tensor described by  $\mathbf{E}^\infty \equiv \frac{\dot{\gamma}}{2}(\hat{\mathbf{e}}_x\hat{\mathbf{e}}_y + \hat{\mathbf{e}}_y\hat{\mathbf{e}}_x)$ . The hydrodynamic resistance matrices  $\mathbf{R}_{FU}$  and  $\mathbf{R}_{FE}$  contain leading order terms corresponding to short-range lubrication forces [Ball and Melrose [1997]]. Particle roughness ( $\sim 10^{-3}a$ ) is introduced in the simulation to regularize the singularity associated with lubrication and allow interparticle contacts, as described in prior work Mari *et al.* [2014]. These contacts are modeled as a linear spring following the Coulomb friction law,  $F_{\text{tan}}^C \leq \mu F_{\text{nor}}^C$  [Luding [2008]], where  $\mu$  is the coefficient of interparticle friction.

The normal and log-normal distributions are developed by using using random number generator functions in MATLAB, specifically *normrnd* and *lognrnd* (Matlab R2016b) with the required mean and variance. The discretized analogues of these continuous distributions are represented using  $N = 1000$  particles and the distribution from among  $10^4$  generated

distributions for each case is chosen as that one having the least square error relative to theoretical curves (for example, see Fig. 8c-d for the probability density function. The bidisperse suspensions studied in this work are limited to size ratios of  $\delta \leq 4$ . The maximum polydispersity ( $\alpha$ ) examined for normal distributions is  $\alpha = 0.2$  and for log-normal distributions is  $\alpha = 0.3$ . The generated discrete particle distributions at these  $\alpha$  have  $> 96\%$  of the particle radii fall in the range  $1.6 \geq a/\langle a \rangle \geq 0.4$ , once again a size ratio of about four between largest and smallest particles in the distribution. These particle radii are resolved to the second decimal place. In order to ensure sufficient distribution of particles in the extreme ends of the normal and log-normal distributions to ensure statistically meaningful results, simulations with  $N = 2000$  were also performed. The rheology of these polydisperse systems is seen to be largely insensitive to finite size scaling effects, by comparison of results using  $N = 2000$  instead of  $N = 1000$  in the unit cell of the simulation. Lees-Edwards periodic boundary conditions are used in simulations in a cubic unit cell. All simulations reported are run over a period of 30 strain units, discarding results from a short transient period of 2 strain.

## IV. RESULTS

We first simulate the flow of bidisperse suspensions and examine their rheological properties, considering the bidispersity parameter in the full range,  $0 \leq \zeta \leq 1$ . At the limits  $\zeta = 0$  or 1, the suspension is monodisperse (all small or all large particles). Dense monodisperse suspensions are known to order into layers under flow causing a reduction in viscosity as these layers slip past each other [Sierou and Brady [2002]; Kulkarni and Morris [2009]]. Bidispersity or polydispersity and frictional interactions tend to break up this ordering [Rastogi, Wagner, and Lustig [1996]; Seto *et al.* [2013]]. Ordering and its effects are undesired as we seek to understand the disordered material behavior, and thus we seek to avoid ordering by modeling contact interactions with a modest friction coefficient ( $\mu_{fric} = 0.2$ ). This was found based on our observations to be sufficient in eliminating any appreciable long-range ordering. Furthermore, this friction coefficient is in the range of experimentally measured friction coefficients between non-Brownian particles [Comtet *et al.* [2017]].

### A. Bidisperse suspensions

*Effect of size ratio  $\delta$  and composition  $\zeta$ :* As noted in Sec. II A 1, the total volume fraction,  $\phi$ , is complemented by two additional parameters to characterize bidisperse suspensions, namely the size ratio,  $\delta$ , and  $\zeta = \phi_l/\phi$  giving the large-particle fraction. In Fig. 2, we show the effect of bidispersity on the simulated relative viscosity,  $\eta_r$ , as a function of  $\zeta$  for  $\delta = 2, 3$ , and 4, at  $\phi = 0.6$ . The end points  $\zeta = 0$  and 1 are monodisperse and exhibit identical rheology due to size invariance of the non-colloidal suspension. At a fixed size ratio of  $\delta = 2$ ,  $\eta_r$  exhibits a marked decrease in viscosity with  $\zeta$  increasing from 0, reaching a minimum at  $\zeta \approx 0.65$ , and then increasing back to the monodisperse viscosity at  $\zeta = 1$ . As seen in Fig. 2, the reduction in viscosity is more pronounced at higher size ratio ( $\delta = 3, 4$ ) displaying over a 90% reduction from the monodisperse case at the minimum with respect to  $\zeta$  at  $\delta = 4$ .

The volume composition at minimum viscosity ( $\zeta_{min}$ ) is of interest. The line representing  $\zeta = 0.5$  in Fig. 2 is accentuated to show better that the reduced viscosity minima are at



$\zeta > 0.5$ . A method for estimation of  $\zeta_{min}$  has been proposed [Greenwood, Luckham, and Gregory [1997]] for  $\delta \rightarrow \infty$  systems. With larger particles packed to monodisperse  $\phi_m$ , one can assume that for large size ratios the voids between coarser particles are completely accessible to smaller particles and they too will pack to the  $\phi_m$ . Hence,  $\phi_{tot}$  will be

$$\phi_{tot} = \phi_m + (1 - \phi_m)\phi_m. \quad (8)$$

Using monodisperse  $\phi_m \approx 0.624$ , we find

$$\phi_{tot} = 0.858. \quad (9)$$

Hence,

$$\zeta_{min} = \frac{0.624}{0.858} = 0.727. \quad (10)$$

We find values of  $\zeta_{min}$  which are slightly smaller, in the range of  $\zeta_{min} = 0.65 - 0.7$  in Fig. 2, for the range of  $\delta$  studied.

*Bidisperse rheology with volume fraction:* The variation of relative viscosity,  $N_1$ ,  $N_2$  and particle pressure ( $\Pi$ ) with bidispersity for  $0.54 < \phi < 0.6$  is presented in Fig 3a-d. The normal stress differences and particle pressure have been shown to be of particular relevance in particle migration and segregation studies [Miller and Morris [2006]; Morris [2009]; Boyer, Pouliquen, and Guazzelli [2011]]. These quantities are defined as follows:

$$N_1 = \Sigma_{11} - \Sigma_{22}, \quad (11)$$

$$N_2 = \Sigma_{22} - \Sigma_{33}, \quad (12)$$

and

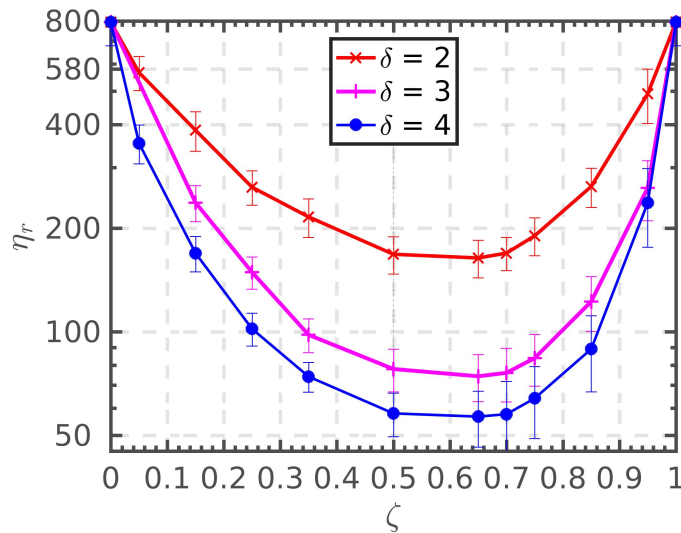


FIG. 2: Relative viscosity of bidisperse suspensions (log-scale) as a function of size ratio  $\delta$  and large particle fraction of total solid loading  $\zeta = \phi_l/\phi$  at fixed  $\phi = 0.6$ .

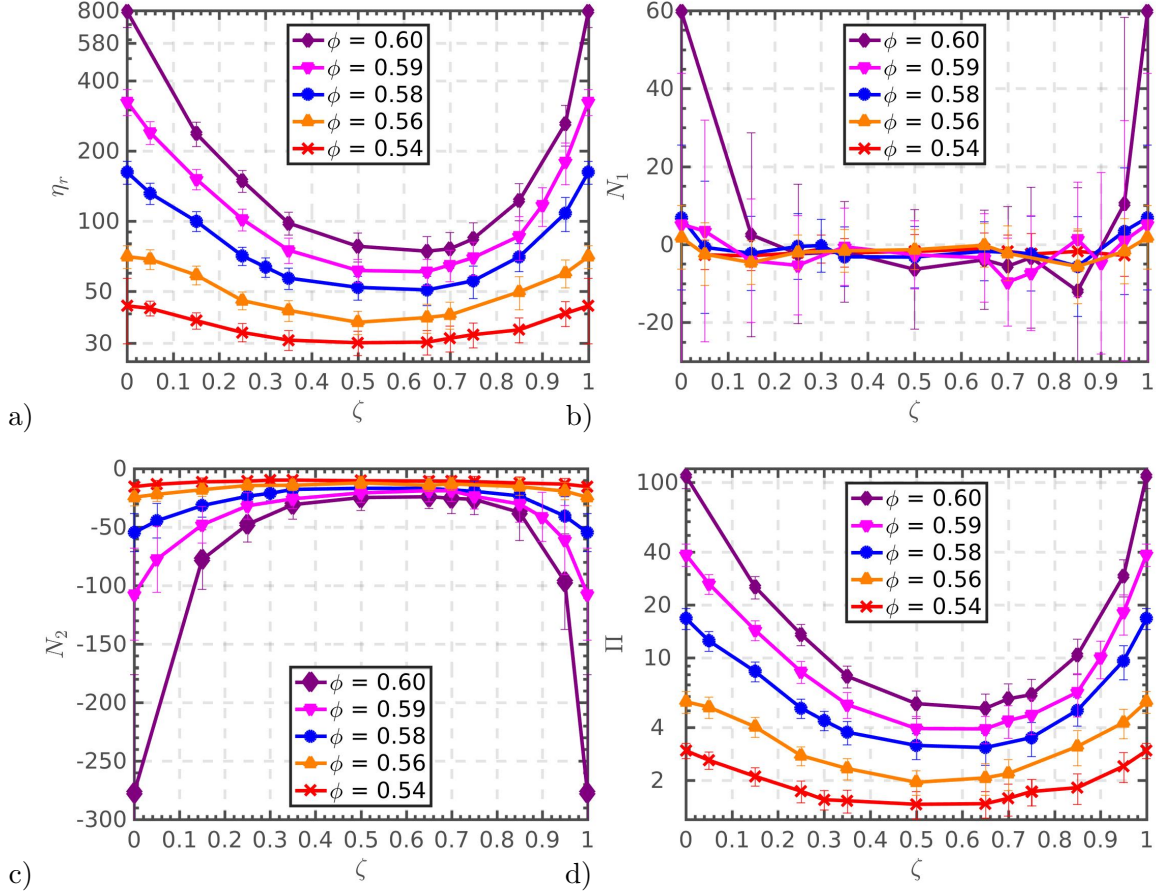


FIG. 3: Variation of a) relative viscosity ( $\eta_r$ ), b)  $N_1$ , c)  $N_2$ , and d) particle pressure ( $\Pi$ ) with  $\zeta$  at different  $\phi$  with  $\delta = 3$ .

$$\Pi = -\frac{1}{3}(\Sigma_{11} + \Sigma_{22} + \Sigma_{33}). \quad (13)$$

Here 1, 2, 3 are the flow, velocity gradient and vorticity directions, respectively. In Fig 3a we plot the variation of  $\eta_r$  as a function of the large particle fraction  $\zeta$  at different volume fractions for  $\delta = 3$ . We observe greater reductions in viscosity at higher  $\phi$ . This result arises because  $\eta_r$  of a monodisperse suspension at  $\phi \rightarrow \phi_m$  is arbitrarily large, while a bidisperse suspension at the same  $\phi$  is displaced from its maximum packing fraction and remains flowable. The  $N_1$  variation with bidispersity seen in Fig. 3b varies between small positive and negative values with  $\zeta$  with relatively large uncertainty. The abrupt decrease of  $N_1$  with even slight bidispersity seen in simulation may be a source of some of the experimental difficulty in measuring  $N_1$  [Denn and Morris [2014]; Gamonpilas, Morris, and Denn [2016]]. The second normal stress difference is negative, and this quantity as well as the particle pressure  $\Pi$  in Fig. 3c-d show reductions in magnitude with bidispersity. Osmotic pressure (shown to be related to the particle pressure [Yurkovetsky and Morris [2008]]) of bidisperse Brownian suspensions has been observed to show similar trends [Kim and Luckham [1993]].

*Microstructure:* We examine the microstructure at various  $\zeta$  for a bidisperse suspension. The pair distribution function describes the relative probability of finding a particle at




FIG. 4: Pair distribution functions for  $\delta = 0.6$ : row 1 -  $g_{s-s}$ , row 2 -  $g_{l-s}$  and row 3 -  $g_{l-l}$

location  $\mathbf{r}$  away from a reference particle . It is defined here accounting for the probabilities of finding a particle of either size  $j$  at a distance from one of size  $i$  ( $i, j = l$  or  $s$ ):

$$g(\mathbf{r})_{i-j} = \frac{P_{j|i}(\mathbf{r}|\mathbf{0})}{n_j}, \quad (14)$$

where  $P_{j|i}(\mathbf{r}|\mathbf{0})$  is the conditional probability of finding a particle  $j$  at a distance  $\mathbf{r}$  from a reference particle  $i$  at origin and  $n_j$  is the number density of particle  $j$ . A recent study [Wang and Brady [2016]] has examined the pair distribution function of bidisperse suspension at  $\delta = 2$ ,  $\zeta = 0.5$  for different shear rates (Peclet number) at fixed  $\phi$ . Here we study bidisperse suspensions ( $\delta = 2$ ) at different  $\zeta$  at  $\phi = 0.6$ . Relative distance between particles in the pair distribution is scaled with the small particle radius. Microstructure of monodisperse suspensions is known to demonstrate accumulation of pair probability at contact in the compressional quadrant (2nd and 4th quadrant in the images), and a depletion adjacent to contact in the extensional quadrant (1st and 3rd quadrant in the images), although little data at  $\phi = 0.6$  is available. In Fig 4b-f we show the small-small particle pair distribution,  $g_{s-s}$ , at different  $\zeta$ . In  $g_{s-s}$  increased values are pushed into a very narrow ‘boundary layer’ in the compressional quadrant, and elevated but more dispersed probability near contact is seen in the extensional quadrant for both  $g_{s-s}$  and  $g_{l-s}$ . The  $g_{l-l}$  shows behavior typically seen in monodisperse suspensions, with depletion in the extensional zone. Considering  $g_{s-s}$ , with increasing  $\zeta$ , the probability ring corresponding to a small-small-small sequence diminishes and the ring corresponding to a small-large-small sequence is seen to become more prominent. In Fig 4g-k we consider the large-large particle distribution function,  $g_{l-l}$ . Two rings of increased probability beyond contact correspond to the third particle in a large-small-small and large-large-small sequence, respectively. The probability intensity of these rings is observed to change noticeably with  $\zeta$ . Subtle changes in microstructure are also noticed in  $g_{l-l}$  (Fig 4l-p) where the distinct probability ring away from contact corresponds to a large-small-large sequence, which decreases with decrease in fraction of small particles.

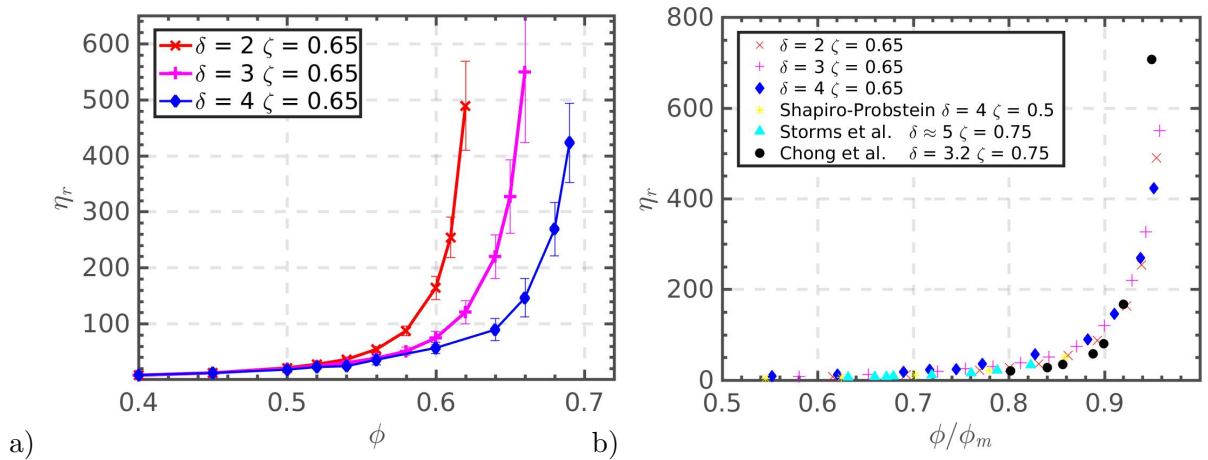


FIG. 5: a) Relative viscosity as a function of  $\phi$  for different bidisperse suspensions. b) Viscosity curves replotted against reduced volume fraction  $\phi/\phi_m$ , with  $\phi_m$  values estimated by fitting curves with (4).

*Relative viscosity collapse:* In Fig. 5a we plot the relative viscosity ( $\eta_r$ ) against  $\phi$  for



suspensions of  $\delta = 2, 3$ , and  $4$ , all at  $\zeta = 0.65$ , which is near  $\zeta_{min}$  (the composition with lowest relative viscosity). Note that we do not consider viscosity for solid fractions below  $\phi = 0.4$ , because the simulation algorithm does not account for far-field hydrodynamic interactions and these are expected to have appreciable influence at  $\phi < 0.4$ . The figure demonstrates an increase in maximum packing (or jamming point),  $\phi_m$ , with increasing  $\delta$ : the singularity of the viscosity function is pushed towards higher  $\phi$ . These results show how the increase in  $\phi_m$  corresponds to a decrease in viscosity at fixed  $\phi$ . Next, we fit the viscosity versus  $\phi$  curves of Fig. 5a to Eq. 4 to determine  $\phi_m$ . In Fig. 5b,  $\eta_r$  is replotted against the reduced volume fraction,  $\phi/\phi_m$  for the data of Fig. 5a, largely collapsing the curves for different size ratios.

## B. Polydisperse suspensions

### 1. Parameterization

Here we study the rheology of polydisperse suspensions whose linear size (i.e. radius) number distributions follow normal or log-normal forms. The mean size of the particles in the polydisperse distributions that are simulated is defined as the reference size, and thus in scaled form is set to  $\langle a \rangle = 1$ . These suspensions are characterized by their polydispersity  $\alpha$ , given by (3). As discussed above, the maximum  $\alpha$  is limited by our choice of largest ( $a_{max}$ ) and smallest ( $a_{min}$ ) particle sizes to maintain  $a_{max}/a_{min} \leq 4.0$ , and hence the maximum is  $\alpha = 0.2$  and  $\alpha = 0.3$  for normal and log-normal distributions, respectively.

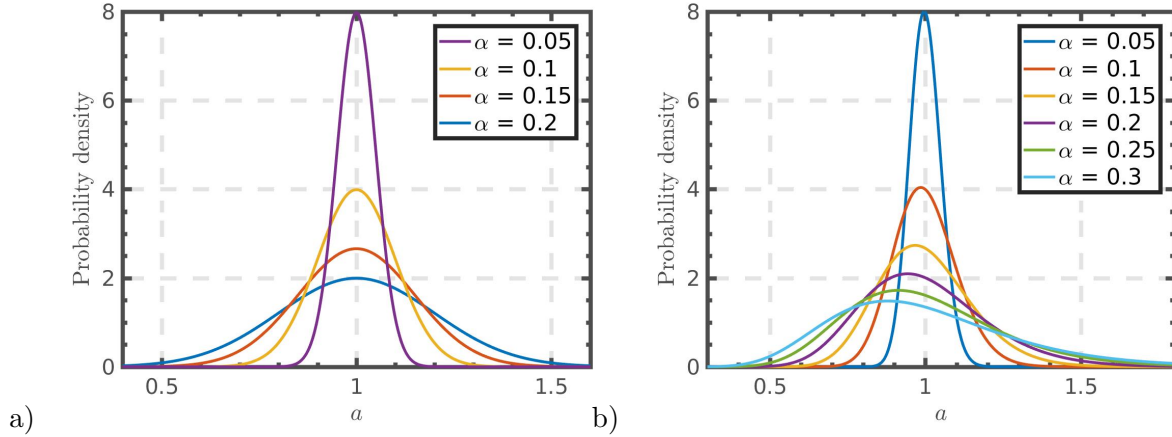


FIG. 6: Probability density functions for a) normal and b) log-normal distributions for different polydispersity ( $\alpha$ )

The skewness factor ( $S$ ), which is the third standardized moment of a distribution, is also used to characterize the polydisperse suspensions. Defined by

$$S = \langle \Delta a^3 \rangle / \langle \Delta a^2 \rangle^{3/2}, \quad (15)$$

for particles with variable radius  $a$ , the skewness gives a measure of the asymmetry around the mean. Particles having a normal distribution have  $S = 0$ , while log-normal distributions

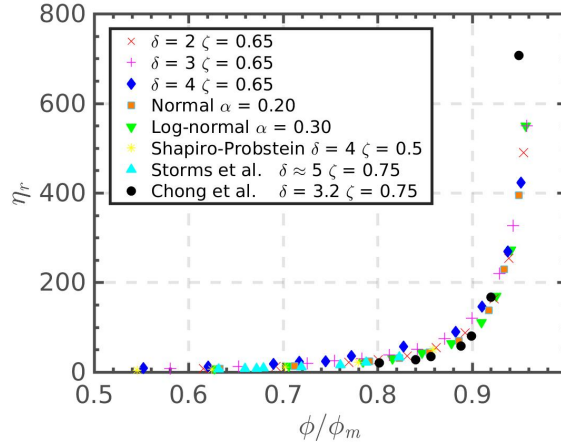


FIG. 7: The viscosity curves from Fig. 5b replotted with normal and log-normal suspensions.

have non-zero skewness.

By varying the polydispersity factor  $\alpha$ , we systematically study the rheology of different normal and log-normal suspensions, the latter of which also have an associated skewness ( $S$ ). The probability density functions for the polydisperse suspensions studied are plotted in Fig. 6a-b. The mathematical expressions for the relevant statistical parameters (mean, polydispersity and skewness) of the distributions are tabulated in Table I. Here  $\mu$  and  $\sigma$  take on their usual statistical meaning of the mean and standard deviation in a normal distribution, respectively. Note that the kurtosis and other higher moment statistical descriptions were found in other work to not be influential on the maximum packing [Desmond and Weeks [2014]] and hence are not taken into consideration.

The  $\mu$  and  $\sigma$  values for normal and log-normal systems are calculated from the equations in Table I by simultaneously solving the respective expressions of mean and required polydispersity ( $\alpha$ ). Polydisperse distributions are then generated using the calculated  $\mu$  and  $\sigma$  as described in Sec. III. The associated skewness for these systems is calculated by substituting  $\mu$  and  $\sigma$  in the expressions in Table I. We use this skewness to generate statistically equivalent bidisperse systems having similar maximum packings. Relative viscosity curves of log-normal and normal suspensions are also seen to collapse with reduced volume fraction in Fig. 7 demonstrating the controlling influence of  $\phi_m$  in even polydisperse systems.

TABLE I: Statistical parameters of normal and log-normal distributions distributed according to their radii.

	Normal distribution	Log-normal distribution
Probability density function	$\frac{1}{\sigma\sqrt{2\pi}}e^{-(x-\mu)^2/2\sigma^2}$	$\frac{1}{x\sigma\sqrt{2\pi}}e^{-(\ln x - \mu)^2/2\sigma^2}$
Mean	$\mu$	$e^{(\mu+\sigma^2/2)}$
Polydispersity ( $\alpha$ )	$\sigma$	$\sqrt{(e^{\sigma^2} - 1)e^{2\mu+\sigma^2}}$
Skewness ( $S$ )	0	$(e^{\sigma^2} + 2)\sqrt{e^{\sigma^2} - 1}$



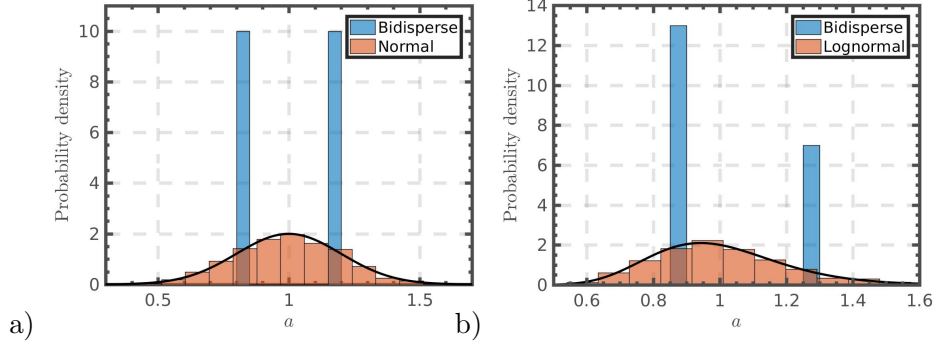


FIG. 8: Histograms of a) normal distribution and b) log-normal distribution with  $\alpha = 0.2$  plotted with those of the bidisperse systems considered ‘statistically equivalent’ (Table II). Black lines represent the analytical form of the probability density for comparison with the generated polydisperse distributions.

## 2. Statistically equivalent bidisperse systems

In addition to investigating the effects of polydispersity, this work aims to demonstrate rheological equivalence of the relatively complex polydisperse systems with simpler bidisperse systems. The link to this connection as discussed in Sec. IV A, lies in having systems of similar maximum packings. Recently, [Desmond and Weeks \[2014\]](#) demonstrated that bidisperse and polydisperse systems with equal polydispersity and skewness parameters have similar maximum packings. The expressions for polydispersity, skewness and mean for binary systems are given by

$$\alpha = [(1 - \rho)(a_s - 1)^2 + \rho(a_l - 1)^2]^{1/2}, \quad (16)$$

$$S = [(1 - \rho)(a_s - 1)^3 + \rho(a_l - 1)^3]/\alpha^3, \quad (17)$$

$$\langle a \rangle = \rho a_l + (1 - \rho)a_s = 1. \quad (18)$$

Here,  $\rho$  is the number composition of large particles in the bidisperse mixture,  $a_l$  the size of large particles and  $a_s$  the size of small particles. As in the case for polydisperse systems, the mean radius of the equivalent bidisperse systems is set to  $\langle a \rangle = 1$ .

By matching  $\alpha$  and  $S$  values of the respective polydisperse systems, we simultaneously solve (16-18) to determine the three unknowns  $\rho$ ,  $a_l$  and  $a_s$  of the statistically equivalent bidisperse suspension. We tabulate normal and log-normal polydisperse suspensions with  $\alpha$  and their associated skewness  $S$  in Table II. Tabulated alongside the polydisperse suspensions are their corresponding equivalent bidisperse suspensions in terms of  $\delta$  given by (1) and  $\zeta$  given by (2) converted from  $\rho$ ,  $a_l$  and  $a_s$ . The relationship between large particle volume composition ( $\zeta$ ) and number composition ( $\rho$ ) is given by

$$\zeta = \frac{\rho \delta^3}{(1 - \rho + \rho \delta^3)}. \quad (19)$$

TABLE II: Polydispersity and skewness of normal and log-normal distributions of radii alongside equivalent bidisperse suspensions parameterized by  $\delta$  (Eqn. 1) and  $\zeta$  (Eqn. 2).

Normal		Equiv. Bidisperse		Log-normal		Equiv. Bidisperse	
$\alpha$	$S$	$\delta$	$\zeta$	$\alpha$	$S$	$\delta$	$\zeta$
0.05	0	1.11	0.58	0.05	0.15	1.11	0.54
0.10	0	1.22	0.65	0.10	0.30	1.22	0.57
0.15	0	1.35	0.71	0.15	0.45	1.35	0.61
0.20	0	1.50	0.77	0.20	0.61	1.50	0.65
0.25 <sup>a</sup>	0	1.67	0.82	0.25	0.77	1.65	0.68
0.30 <sup>a</sup>	0	1.86	0.87	0.30	0.93	1.82	0.71

<sup>a</sup> Simulations not run for this case since  $a_{max}/a_{min} > 4$ .

Fig. 8a-b illustrate histograms of the generated polydisperse distributions ( $\alpha = 0.2$ ), plotted along with the corresponding statistically equivalent bidisperse suspensions [Fig. 8c-d].

### 3. Rheology

*Effect of polydispersity:* Fig. 9 illustrates the effect of polydispersity at fixed  $\phi$  on the rheological response for suspensions of normal (left-side plots) and log normal (right-side plots) distributions of particle size. In Fig. 9a-b we plot the simulated relative viscosity dependence on the polydispersity parameter  $\alpha$  for different  $\phi$ . The first important observation in both normal and log-normal suspensions is that for  $\alpha \leq 0.1$ , we see little effect of polydispersity on suspension viscosity, with  $\eta_r$  values in this range within error bar of each other. This is true also for normal stress responses plotted in Fig. 9c-h. Suspensions having polydispersity  $\alpha \leq 0.1$  can hence seemingly be treated as monodisperse suspensions. This has been shown true for equilibrium properties in the past [Rastogi, Wagner, and Lustig 1996]. For  $\alpha > 0.1$ ,  $\eta_r$  decreases with increasing  $\alpha$  for both normal and log-normal suspensions. Recall that  $\alpha$  is a measure of the spread of the particle size distribution, showing that a greater width in size distribution lowers the viscosity. The effects of the size distribution are, as with bidisperse suspensions [see Sec. IV A] more pronounced at higher  $\phi$ . For the largest  $\phi = 0.6$  (with  $> 96\%$  of particles radii falling in the range  $1.6 \geq a/\langle a \rangle \geq 0.4$  for the polydisperse cases), we observe approximately 50% reduction in viscosity from monodisperse values in normal distributions ( $\alpha = 0.2$ ) and around 75% reduction in log-normal systems ( $\alpha = 0.3$ ). For similar  $a_{max}/a_{min}$ , log-normal suspensions have a lower  $\eta_r$  than normally distributed suspensions. We can compare these magnitudes of reduction in relative viscosity with reductions due to bidispersity at the same  $\phi$  and similar  $a_{max}/a_{min}$  (Fig. 2 and Fig. 3a. We observe that bidisperse suspensions, depending on their volume composition ( $\zeta$ ), can be more effective at reducing relative viscosity.

In Fig. 9c-d we observe that the magnitude of the first normal stress difference  $N_1$  decreases with  $\alpha$ . This trend must, however, be interpreted with care given the large fluctuations in  $N_1$ . Negative  $N_2$  and particle pressure  $\Pi$  in Fig. 9e-h show similar trends of decrease in magnitude with  $\alpha$  as that of  $\eta_r$ .

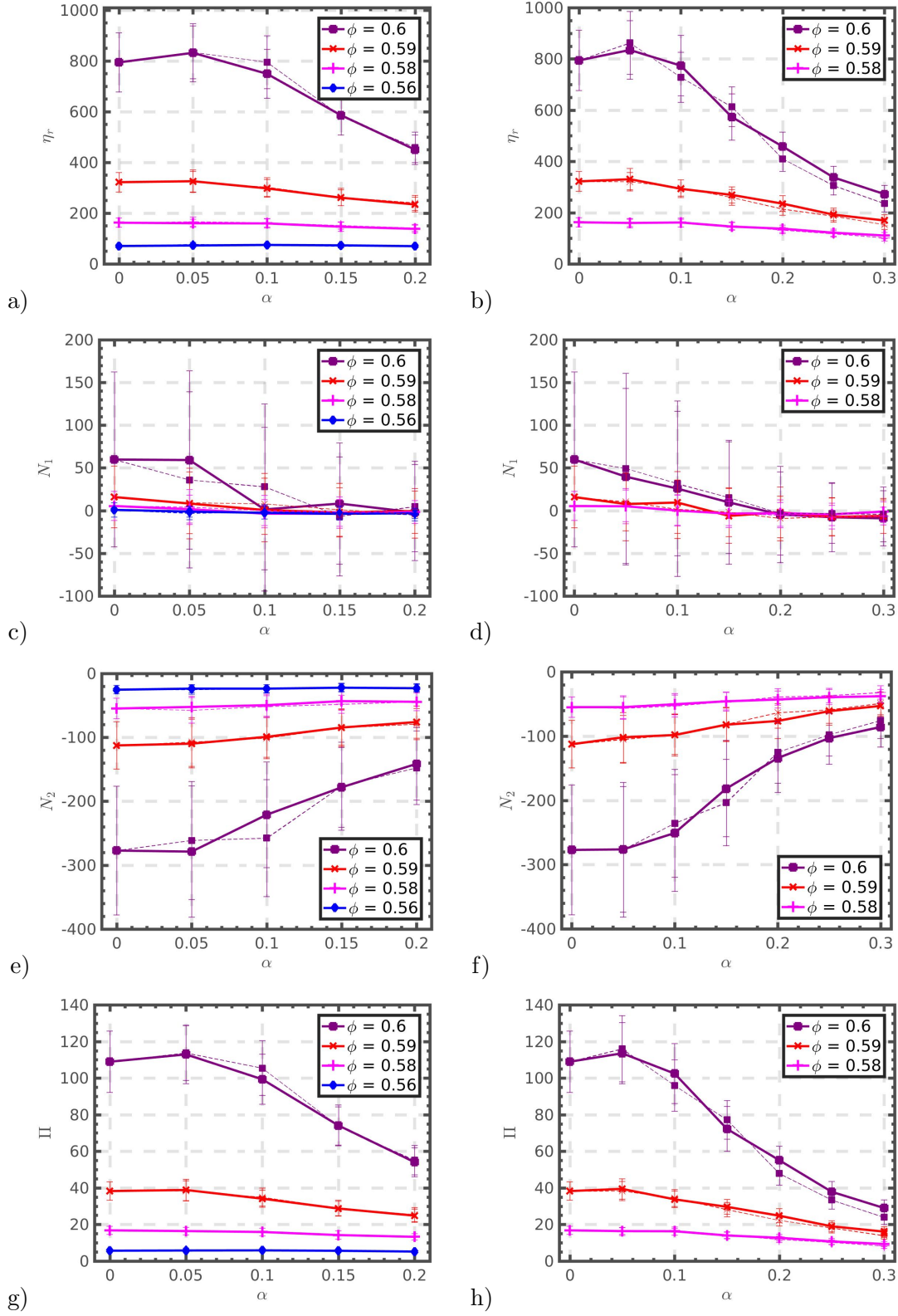


FIG. 9: Rheology of normal (at left) and log-normal suspensions (at right) shown as solid curves, plotted together with ‘statistically equivalent’ bidisperse rheology (dashed lines) a - b)  $\eta_r$ , c - d)  $N_1$ , e - f)  $N_2$ , and g - h)  $\Pi$ .

*Rheology of equivalent bidisperse systems:* Next we compare the rheology of the polydisperse suspensions discussed above with the corresponding ‘statistically equivalent’ bidisperse systems (Table II). As discussed before, the bidisperse suspensions have similar maximum packings as the polydisperse suspensions. In Fig. 9a-f we have plotted the rheology of the equivalent bidisperse suspensions alongside the corresponding polydisperse suspensions. In Fig. 9a-b we observe excellent agreement for relative viscosity between the two for all volume fractions studied. We emphasize that this equivalence extends to normal stress differences and particle pressure (Fig. 9c-h). Poslinski *et al.* [1988] demonstrated that scaling of first normal stress difference with  $\phi$  can be modeled by (4) and thus by a primary dependence on  $\phi/\phi_m$ . Recent work from Singh *et al.* [2017] has successfully modeled relative viscosity,  $N_2$  and  $\Pi$  in shear thickening simulations by considering the jamming point or  $\phi_m$  between the low and high viscosity states.

The equivalent bidisperse suspensions provide a framework for understanding the role of polydispersity on suspension rheology. For instance, as seen in Table II, increasing polydispersity ( $\alpha$ ) is equivalent to increasing bidisperse size ratios ( $\delta$ ). Subtle differences between log-normal and normal distributions can also be gauged from the table using bidisperse rheology as reference (Sec. IV A). Although these simulations have focused on high volume fractions, the collapse of relative viscosity curves with  $\phi/\phi_m$  [Fig. 5] suggests that the equivalence may hold true at considerably lower volume fractions; however, testing this would require faithful simulation of long-range hydrodynamics ignored in this work but expected to become relatively important at small volume fraction. It is also likely that small differences in  $\phi_m$  from the predicted values will, as  $\phi \rightarrow \phi_m$ , lead to significant differences between suspensions which are ‘equivalent’ within the present analysis.

*Stress as a function of particle size:* Simulation allows us to extract the stress contribution of each particle, an analysis tool that is not readily extended to experiments. In Fig. 10,

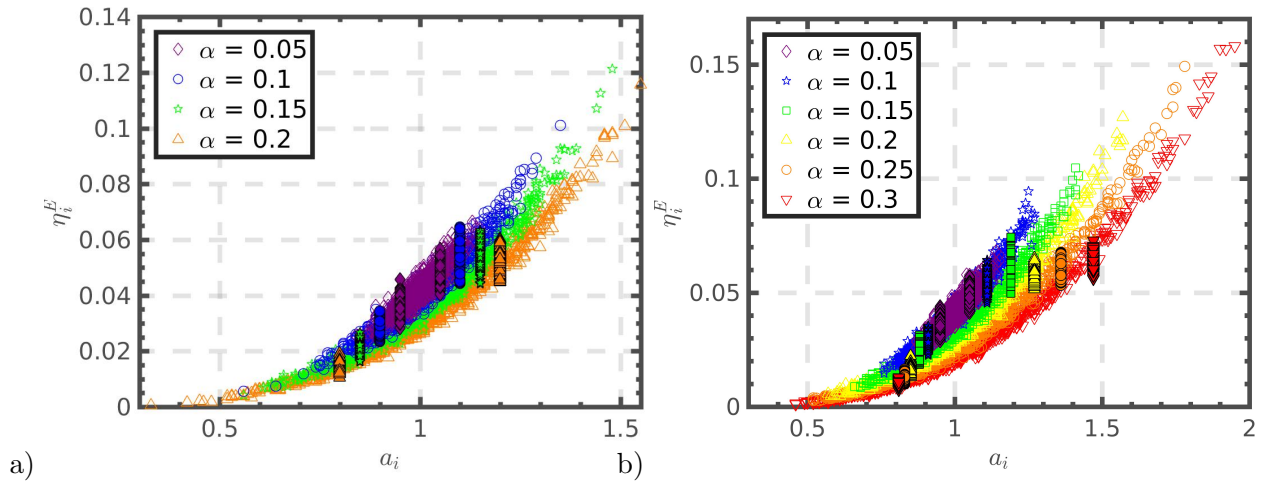


FIG. 10: Hydrodynamic viscosity contribution as a function of particle radius for each particle for a) normal and b) log-normal suspensions with equivalent bidisperse suspensions at  $\phi = 0.6$ .

we plot the hydrodynamic stress exerted by each particle averaged along the length of the simulation and plotted as a function of particle size for both normal (Fig. 10a) and log-normal (Fig. 10b) suspensions. Each color (or symbol) represents a suspension of a particular polydispersity. The stress distributions with size of these flowing suspensions are seen to be continuous lines. Particles of a given size have higher stresses in suspensions with lower polydispersity. While this is true for suspensions with  $\alpha > 0.1$ , polydispersity is seen to have minimal effect for suspensions of lower  $\alpha$ . This is in agreement with the bulk rheology observations of Fig. 9a-b. The time-averaged hydrodynamic stress as a function of particle size for the equivalent bidisperse suspensions is also plotted in Fig. 10a-b. The polydisperse stress curves pass through the corresponding bidisperse lines of the same polydispersity: this says simply that particles of a given size in a polydisperse suspension and its equivalent bidisperse system generate similar levels of stress.

## V. CONCLUSION

Polydisperse suspensions are more commonly encountered in applications and natural environments than are monodisperse or well-defined bimodal suspensions. To promote understanding of the role of particle size distribution on rheology, we have systematically investigated by numerical simulation the effect of polydispersity for dense suspensions in the high shear limit. We have shown that it is possible to define a rheologically equivalent bidisperse suspension by matching appropriate moments of the size distribution. The ability shown in previous works [Chong, Christiansen, and Baer [1971]; Chang and Powell [1994a]; Stickel and Powell [2005]] to obtain a collapse of bidisperse suspension viscosity when plotted against reduced volume fraction  $\phi/\phi_m$  is shown here to extend to polydisperse suspensions. This approach allows for the modeling of bidisperse and polydisperse suspension viscosity using traditional monodisperse correlations, reducing the problem to determination of the maximum packing fraction. Recently, Desmond and Weeks [2014] showed that the statistical matching of the first three moments (mean, polydispersity and skewness) between bidisperse and different polydisperse packings lead to very similar maximum packings, and thus the information on  $\phi_m$  can, in principle, be deduced from the size distribution directly. In this work, we have tested this by using the approach of Desmond and Weeks [2014] to define rheologically equivalent bidisperse and polydisperse suspensions. Note that an analogous approach has been successfully implemented in studying the rheology of polydisperse granular powders [Gu, Ozel, and Sundaresan [2016]].

Examination of the effect of bi- and polydispersity together presents several new insights. The reduction of viscosity in bidisperse suspensions agrees with previous works, and is shown to extend to normal stress differences ( $N_1$ ,  $N_2$ ) and particle pressure. In polydisperse suspensions, we observe a decrease in suspension viscosity beyond a polydispersity index of  $\alpha \approx 0.1$  with more pronounced decrease at higher  $\phi$ . We propose that polydisperse suspensions with  $\alpha < 0.1$  can, in rheological terms, be viewed as monodisperse suspensions. A set of criteria for finding rheologically equivalent bidisperse suspensions for polydisperse suspensions is proposed. Simulation results demonstrate that variation of viscosity,  $N_1$ ,  $N_2$  and particle pressure of polydisperse suspensions match both qualitatively and quantitatively with the equivalent bidisperse suspension (Table II) of similar  $\phi_m$ . At the microscale, the stress environment has been characterized by determining the particle stress contribution as a function of particle size. Particles of a given size are found to have a similar stress

environment in the polydisperse and equivalent bidisperse suspensions.

While this framework is shown to be successful for suspensions devoid of inter-particle forces, this may not be true for colloidal particles or particles with anisotropy. Further investigation of polydispersity effects in conjunction with differing shapes and interparticle forces is hence a direction for future work.

## ACKNOWLEDGMENTS

The authors gratefully acknowledge discussions with Drs. Hamed Haddadi and Romain Mari. Simulations and manuscript preparation were supported by the Nuclear Process Science Initiative (NPSI), a Laboratory Directed Research and Development (LDRD) Program at Pacific Northwest National Laboratory (PNNL). The computational resources for this research were supported, in part, under National Science Foundation Grants CNS-0958379, CNS-0855217, ACI-1126113 and the City University of New York High Performance Computing Center at the College of Staten Island. Data interpretation and manuscript preparation were supported by the Interfacial Dynamics in Radioactive Environments and Materials (IDREAM), an Energy Frontier Research Center funded by the U.S. Department of Energy (DOE), Office of Science, Basic Energy Sciences. PNNL is a multi-program national laboratory operated for DOE by Battelle under Contract No. DE-AC05-76RL01830.

- Ball, R. and Melrose, J. R., “A simulation technique for many spheres in quasi-static motion under frame-invariant pair drag and Brownian forces,” *Physica A: Statistical Mechanics and its Applications* **247**, 444–472 (1997).
- Baranau, V. and Tallarek, U., “Random-close packing limits for monodisperse and polydisperse hard spheres,” *Soft Matter* **10**, 3826–3841 (2014).
- Barnes, H. A., Hutton, J. F., and Walters, K., *An Introduction to Rheology*, Vol. 3 (Elsevier, 1989).
- Boersma, W. H., Laven, J., and Stein, H. N., “Shear thickening (dilatancy) in concentrated dispersions,” *AIChE Journal* **36**, 321–332 (1990).
- Boyer, F., Guazzelli, É., and Pouliquen, O., “Unifying suspension and granular rheology,” *Physical Review Letters* **107**, 188301 (2011).
- Boyer, F., Pouliquen, O., and Guazzelli, É., “Dense suspensions in rotating-rod flows: normal stresses and particle migration,” *Journal of Fluid Mechanics* **686**, 5–25 (2011).
- Boylu, F., Dincer, H., and Ateşok, G., “Effect of coal particle size distribution, volume fraction and rank on the rheology of coal–water slurries,” *Fuel Processing Technology* **85**, 241–250 (2004).
- Brouwers, H., “Particle-size distribution and packing fraction of geometric random packings,” *Physical Review E* **74**, 031309 (2006).
- Chang, C. and Powell, R. L., “Dynamic simulation of bimodal suspensions of hydrodynamically interacting spherical particles,” *Journal of Fluid Mechanics* **253**, 1–25 (1993).
- Chang, C. and Powell, R. L., “Effect of particle size distributions on the rheology of concentrated bimodal suspensions,” *Journal of Rheology* **38**, 85–98 (1994a).
- Chang, C. and Powell, R. L., “The rheology of bimodal hard-sphere dispersions,” *Physics of Fluids* **6**, 1628–1636 (1994b).
- Chong, J., Christiansen, E., and Baer, A., “Rheology of concentrated suspensions,” *Journal of Applied Polymer Science* **15**, 2007–2021 (1971).
- Chun, J., Oh, T., Luna, M., and Schweiger, M., “Effect of particle size distribution on slurry rheology:



- Nuclear waste simulant slurries,” *Colloids and Surfaces A: Physicochemical and Engineering Aspects* **384**, 304–310 (2011).
- Chun, J., Poloski, A. P., and Hansen, E. K., “Stabilization and control of rheological properties of  $Fe_2O_3/Al(OH)_3$  -rich colloidal slurries under high ionic strength and pH,” *Journal of Colloid and Interface Science* **348**, 280–288 (2010).
- Clark, S. B., Buchanan, M., and Wilmarth, B., “Basic research needs for environmental management,” Tech. Rep. (Pacific Northwest National Lab.(PNNL), Richland, WA (United States), 2016).
- Comtet, J., Chatté, G., Niguès, A., Bocquet, L., Siria, A., and Colin, A., “Pairwise frictional profile between particles determines discontinuous shear thickening transition in non-colloidal suspensions,” *Nature Communications* **8** (2017).
- Denn, M. M. and Morris, J. F., “Rheology of non-Brownian suspensions,” *Annual Review of Chemical and Biomolecular Engineering* **5**, 203–228 (2014).
- Desmond, K. W. and Weeks, E. R., “Influence of particle size distribution on random close packing of spheres,” *Physical Review E* **90**, 022204 (2014).
- Farr, R. S. and Groot, R. D., “Close packing density of polydisperse hard spheres,” *The Journal of Chemical Physics* **131**, 244104 (2009).
- Farris, R., “Prediction of the viscosity of multimodal suspensions from unimodal viscosity data,” *Transactions of The Society of Rheology (1957-1977)* **12**, 281–301 (1968).
- Ferrini, F., Ercolani, D., De Cindio, B., Nicodemo, L., Nicolais, L., and Ranaudo, S., “Shear viscosity of settling suspensions,” *Rheologica Acta* **18**, 289–296 (1979).
- Frankel, N. and Acrivos, A., “On the viscosity of a concentrated suspension of solid spheres,” *Chemical Engineering Science* **22**, 847–853 (1967).
- Gamonpilas, C., Morris, J. F., and Denn, M. M., “Shear and normal stress measurements in non-Brownian monodisperse and bidisperse suspensions,” *Journal of Rheology* **60**, 289–296 (2016).
- Gondret, P. and Petit, L., “Dynamic viscosity of macroscopic suspensions of bimodal sized solid spheres,” *Journal of Rheology* **41**, 1261–1274 (1997).
- Greenwood, R., Luckham, P., and Gregory, T., “The effect of diameter ratio and volume ratio on the viscosity of bimodal suspensions of polymer latices,” *Journal of Colloid and Interface Science* **191**, 11–21 (1997).
- Gu, Y., Ozel, A., and Sundaresan, S., “Rheology of granular materials with size distributions across dense-flow regimes,” *Powder Technology* **295**, 322–329 (2016).
- Gupta, R. and Seshadri, S., “Maximum loading levels in filled liquid systems,” *Journal of Rheology* **30**, 503–508 (1986).
- Kim, I. and Luckham, P., “Some rheological properties of bimodal sized particulates,” *Powder Technology* **77**, 31–37 (1993).
- Krieger, I. M. and Dougherty, T. J., “A mechanism for non-Newtonian flow in suspensions of rigid spheres,” *Trans. Soc. Rheol* **3**, 137–152 (1959).
- de Kruif, C. d., Van Iersel, E., Vrij, A., and Russel, W., “Hard sphere colloidal dispersions: Viscosity as a function of shear rate and volume fraction,” *The Journal of Chemical Physics* **83**, 4717–4725 (1985).
- Kulkarni, S. D. and Morris, J. F., “Ordering transition and structural evolution under shear in Brownian suspensions,” *Journal of Rheology* **53**, 417–439 (2009).
- Leverrier, C., Almeida, G., Cuvelier, G., *et al.*, “Influence of particle size and concentration on rheological behaviour of reconstituted apple purees,” *Food Biophysics* **11**, 235–247 (2016).
- Lewis, T. and Nielsen, L., “Viscosity of dispersed and aggregated suspensions of spheres,” *Transactions of The Society of Rheology (1957-1977)* **12**, 421–443 (1968).
- Liu, Y., Guo, X., Lu, H., and Gong, X., “An investigation of the effect of particle size on the flow behavior

- of pulverized coal,” *Procedia Engineering* **102**, 698–713 (2015).
- Luckham, P. F. and Ukeje, M. A., “Effect of particle size distribution on the rheology of dispersed systems,” *Journal of Colloid and Interface Science* **220**, 347–356 (1999).
- Luding, S., “Cohesive, frictional powders: contact models for tension,” *Granular Matter* **10**, 235–246 (2008).
- Lyon, M. and Leal, L., “An experimental study of the motion of concentrated suspensions in two-dimensional channel flow. part 2. bidisperse systems,” *Journal of Fluid Mechanics* **363**, 57–77 (1998).
- Mari, R., Seto, R., Morris, J. F., and Denn, M. M., “Shear thickening, frictionless and frictional rheologies in non-Brownian suspensions,” *Journal of Rheology* **58**, 1693–1724 (2014).
- Mari, R., Seto, R., Morris, J. F., and Denn, M. M., “Discontinuous shear thickening in Brownian suspensions by dynamic simulation,” *Proceedings of the National Academy of Sciences* **112**, 15326–15330 (2015).
- Maron, S. H. and Pierce, P. E., “Application of Ree-Eyring generalized flow theory to suspensions of spherical particles,” *Journal of Colloid Science* **11**, 80–95 (1956).
- Miller, R. M. and Morris, J. F., “Normal stress-driven migration and axial development in pressure-driven flow of concentrated suspensions,” *Journal of Non-Newtonian Fluid Mechanics* **135**, 149–165 (2006).
- Mongia, G. and Ziegler, G. R., “The role of particle size distribution of suspended solids in defining the flow properties of milk chocolate,” *International Journal of Food Properties* **3**, 137–147 (2000).
- Morris, J. F., “A review of microstructure in concentrated suspensions and its implications for rheology and bulk flow,” *Rheologica acta* **48**, 909–923 (2009).
- Morris, J. F. and Boulay, F., “Curvilinear flows of noncolloidal suspensions: The role of normal stresses,” *Journal of Rheology* **43**, 1213–1237 (1999).
- Mwasame, P. M., Wagner, N. J., and Beris, A. N., “Modeling the effects of polydispersity on the viscosity of noncolloidal hard sphere suspensions,” *Journal of Rheology* **60**, 225–240 (2016).
- Ogarko, V. and Luding, S., “Equation of state and jamming density for equivalent bi-and polydisperse, smooth, hard sphere systems,” *The Journal of Chemical Physics* **136**, 124508 (2012).
- Ouchiyama, N. and Tanaka, T., “Estimation of the average number of contacts between randomly mixed solid particles,” *Industrial & Engineering Chemistry Fundamentals* **19**, 338–340 (1980).
- Pednekar, S., Chun, J., and Morris, J. F., “Simulation of shear thickening in attractive colloidal suspensions,” *Soft Matter* **13**, 1773–1779 (2017).
- Pishvaei, M., Graillat, C., Cassagnau, P., and McKenna, T., “Modelling the zero shear viscosity of bimodal high solid content latex: Calculation of the maximum packing fraction,” *Chemical Engineering Science* **61**, 5768–5780 (2006).
- Poslinski, A., Ryan, M., Gupta, R., Seshadri, S., and Frechette, F., “Rheological behavior of filled polymeric systems I. Yield stress and shear-thinning effects,” *Journal of Rheology* **32**, 703–735 (1988).
- Probstein, R. F., Sengun, M., and Tseng, T.-C., “Bimodal model of concentrated suspension viscosity for distributed particle sizes,” *Journal of Rheology* **38**, 811–829 (1994).
- Pusey, P., “The effect of polydispersity on the crystallization of hard spherical colloids,” *Journal de physique* **48**, 709–712 (1987).
- Qi, F. and Tanner, R. I., “Relative viscosity of bimodal suspensions,” *Korea-Australia Rheology Journal* **23**, 105–111 (2011).
- Rastogi, S. R., Wagner, N. J., and Lustig, S. R., “Microstructure and rheology of polydisperse, charged suspensions,” *The Journal of Chemical Physics* **104**, 9249–9258 (1996).
- Saeseaw, S., Shiowatana, J., and Siripinyanond, A., “Sedimentation field-flow fractionation: Size characterization of food materials,” *Food Research International* **38**, 777–786 (2005).
- Santiso, E. and Müller, E. A., “Dense packing of binary and polydisperse hard spheres,” *Molecular Physics* **100**, 2461–2469 (2002).
- Semwogerere, D. and Weeks, E. R., “Shear-induced particle migration in binary colloidal suspensions,”

- Physics of Fluids **20**, 043306 (2008).
- Servais, C., Jones, R., and Roberts, I., “The influence of particle size distribution on the processing of food,” *Journal of Food Engineering* **51**, 201–208 (2002).
- Seto, R., Mari, R., Morris, J. F., and Denn, M. M., “Discontinuous shear thickening of frictional hard-sphere suspensions,” *Physical Review Letters* **111**, 218301 (2013).
- Shapiro, A. P. and Probst, R. F., “Random packings of spheres and fluidity limits of monodisperse and bidisperse suspensions,” *Physical Review Letters* **68**, 1422 (1992).
- Shewan, H. M. and Stokes, J. R., “Analytically predicting the viscosity of hard sphere suspensions from the particle size distribution,” *Journal of Non-Newtonian Fluid Mechanics* **222**, 72–81 (2015).
- Sierou, A. and Brady, J., “Rheology and microstructure in concentrated noncolloidal suspensions,” *Journal of Rheology* **46**, 1031–1056 (2002).
- Singh, A., Mari, R., Denn, M. M., and Morris, J. F., “A constitutive model for simple shear of dense frictional suspensions,” *arXiv preprint arXiv:1708.05749* (2017).
- Singh, M. K., Ratha, D., Kumar, S., and Kumar, D., “Influence of particle-size distribution and temperature on rheological behavior of coal slurry,” *International Journal of Coal Preparation and Utilization* **36**, 44–54 (2016).
- Söderlund, J., Kiss, L., Niklasson, G., and Granqvist, C., “Lognormal size distributions in particle growth processes without coagulation,” *Physical Review Letters* **80**, 2386 (1998).
- Stickel, J. J. and Powell, R. L., “Fluid mechanics and rheology of dense suspensions,” *Annu. Rev. Fluid Mech.* **37**, 129–149 (2005).
- Wagner, L. E. and Ding, D., “Representing aggregate size distributions as modified lognormal distributions,” *Transactions of the ASAE* **37**, 815–821 (1994).
- Wang, M. and Brady, J. F., “Short-time transport properties of bidisperse suspensions and porous media: A Stokesian Dynamics study,” *The Journal of Chemical Physics* **142**, 094901 (2015).
- Wang, M. and Brady, J. F., “Spectral ewald acceleration of Stokesian Dynamics for polydisperse suspensions,” *Journal of Computational Physics* **306**, 443–477 (2016).
- Wells, B., Knight, M., Buck, E., Daniel, R., Cooley, S., Mahoney, L., Meyer, P., Poloski, A., Tingey, J., Callaway, W., *et al.*, “Estimate of hanford waste insoluble solid particle size and density distribution,” BattellePacific Northwest Division, Paper No. PNWD-3824 (2007).
- Wells, B. E., Kurath, D. E., Mahoney, L. A., Onishi, Y., Huckaby, J. L., Cooley, S. K., Burns, C. A., Buck, E. C., Tingey, J. M., Daniel, R. C., *et al.*, “Hanford waste physical and rheological properties: Data and gaps,” Tech. Rep. (Pacific Northwest National Laboratory (PNNL), Richland, WA (US), 2011).
- Yurkovetsky, Y. and Morris, J. F., “Particle pressure in sheared Brownian suspensions,” *Journal of Rheology* **52**, 141–164 (2008).
- Zaman, A. and Moudgil, B., “Rheology of bidisperse aqueous silica suspensions: A new scaling method for the bidisperse viscosity,” *Journal of Rheology* **42**, 21–39 (1998).