

Including particle-vibration coupling in the Fayans functional. Odd-even mass differences of semi-magic nuclei.

E. E. Saperstein

*Kurchatov Institute, 123182 Moscow, Russia and
National Research Nuclear University MEPhI, 115409 Moscow, Russia*

M. Baldo

INFN, Sezione di Catania, 64 Via S.-Sofia, I-95125 Catania, Italy

S. S. Pankratov and S. V. Tolokonnikov

*Kurchatov Institute, 123182 Moscow, Russia and
Moscow Institute of Physics and Technology, 141700 Dolgoprudny, Russia.*

A method to evaluate the particle-phonon coupling (PC) corrections to the single-particle energies in semi-magic nuclei, based on the direct solution of the Dyson equation with PC corrected mass operator, is presented. It is used for finding the odd-even mass difference between even Pb and Sn isotopes and their odd-proton neighbors. The Fayans energy density functional (EDF) DF3-a is used which gives rather highly accurate predictions for these mass differences already at the mean-field level. In the case of the lead chain, account for the PC corrections induced by the low-lying phonons 2_1^+ and 3_1^- makes agreement of the theory with the experimental data significantly better. For the tin chain, the situation is not so definite. In this case, the PC corrections make agreement better in the case of the addition mode but they spoil the agreement for the removal mode. We discuss the reason of such a discrepancy.

PACS numbers: 21.60.Jz, 21.10.Ky, 21.10.Ft, 21.10.Re

I. INTRODUCTION

Ability to describe nuclear single-particle (SP) spectra correctly is an important feature of any self-consistent nuclear theory. Last decade is characterized with a revival of the interest to study the particle-phonon coupling (PC) corrections to the SP spectra within different self-consistent nuclear approaches. Up to now, they were limited only to magic nuclei, see a study of this problem within the relativistic mean-field theory [1], and several ones within the Skyrme–Hartree–Fock method [2–4]. The consideration of this problem [5] on the basis of the self-consistent theory of finite Fermi systems (TFFS) [6] differs from those cited above by the account for the non-pole terms of the PC correction $\delta\Sigma^{\text{PC}}$ to the mass operator Σ_0 . In the nuclear PC problem, the non-pole diagrams of the operator $\delta\Sigma^{\text{PC}}$ were considered firstly by Khodel [7], see also [6]. These diagrams are also sometimes named “the phonon tadpole” [8], by the analogy with the tadpole-like diagrams in field theory [9].

There are several reasons, why the magic nuclei were chosen as a polygon for studying the PC corrections to SP levels. First, the experimental SP levels are known in detail only for magic nuclei [10]. Second, these nuclei are non-superfluid, which makes the formulas for the PC correction $\delta\Sigma^{\text{PC}}$ to the mass operator much simpler than their analogue in the superfluid case [8]. At last, in these nuclei, the PC strength is rather week and the perturbation theory in g_L^2 is valid, g_L being the creation vertex of the L -phonon. Moreover, the perturbation theory in $\delta\Sigma^{\text{PC}}$ can be used for solving the Dyson equation with

the mass operator $\Sigma^{\text{PC}}(\varepsilon)=\Sigma_0+\delta\Sigma^{\text{PC}}(\varepsilon)$.

Another situation occurs often in semi-magic nuclei [11], due to a strong mixture of some SP states $|\lambda\rangle$ with those possessing the structure of $(|\lambda\rangle + L\text{-phonon})$. For such cases a method was used in [11] based on the direct solution of the Dyson equation with the mass operator $\Sigma^{\text{PC}}(\varepsilon)$. Such a method was developed by Ring and Werner in 1973 [12]. As result of such solution each SP state $|\lambda\rangle$ splits to a set of $|\lambda, i\rangle$ solutions with the SP strength distribution factors S_λ^i . An approximate expression for the non-pole term of $\delta\Sigma^{\text{PC}}$ was used in [11], just as in [5], which is valid for heavy nuclei.

A method was proposed, how to express the average SP energy ε_λ and the average Z_λ factor in terms of ε_λ^i and S_λ^i . It is similar to the one used usually for finding the corresponding experimental values [10]. Unfortunately, the experimental data in heavy non-magic nuclei considered in [11] are practically absent. However, there is a massive set of data which has a direct relevance to the solutions ε_λ^i under discussion, namely, the odd-even mass differences, that is the “chemical potentials” in terms of the TFFS [13]. This quantity was analyzed in a brief letter [14] for the lead chain. In this article, we present a detailed analysis of these results and carry out the analogous calculations for the tin chain.

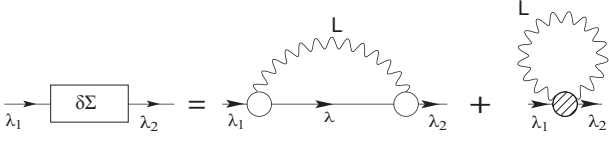


FIG. 1: PC corrections to the mass operator. The open circle is the vertex g_L of the L -phonon creation. The gray blob denotes the phonon non-pole (“tadpole”) term.

II. DIRECT SOLUTION OF THE DYSON EQUATION WITH PC CORRECTED MASS OPERATOR

In this article, just as in Refs. [5, 11, 14], we use the self-consistent basis generated with the energy density functional (EDF) by Fayans [15–17]:

$$E_0 = \int d^3r \mathcal{E}(\rho(\mathbf{r}), \nu(\mathbf{r})), \quad (1)$$

which depends on the equal footing on the normal density ρ and the anomalous one ν . Note, that from the very beginning Fayans with the coauthors supposed that the parameters of the EDF should be chosen in such a way that they take into account various PC corrections on average.

To find the SP energies with account for the PC effects, we solve the following equation:

$$(\varepsilon - H_0 - \delta\Sigma^{\text{PC}}(\varepsilon)) \phi = 0, \quad (2)$$

where H_0 is the quasiparticle Hamiltonian with the spectrum $\varepsilon_\lambda^{(0)}$ and $\delta\Sigma^{\text{PC}}$ is the PC correction to the quasiparticle mass operator. This is equivalent to the Dyson equation for the one-particle Green function G with the mass operator $\Sigma(\varepsilon) = \Sigma_0 + \delta\Sigma^{\text{PC}}(\varepsilon)$.

For brevity, we present below explicit formulas for one L -phonon. In the case when several L -phonons are taken into account, the total PC variation of the mass operator in Eq. (2) is the sum over all phonons:

$$\delta\Sigma^{\text{PC}} = \sum_L \delta\Sigma_L^{\text{PC}}. \quad (3)$$

The corresponding diagrams for the PC correction $\delta\Sigma_L^{\text{PC}}$ to the mass operator Σ_0 , in the representation of the SP states $|\lambda\rangle$, are displayed in Fig. 1. The first one is the usual pole diagram, with obvious notation, whereas the second one represents the sum of all non-pole diagrams of the order g_L^2 .

In magic nuclei, the vertex g_L in Fig. 1 obeys the RPA-like TFFS equation [13]

$$g_L(\omega) = \mathcal{F}A(\omega)g_L(\omega), \quad (4)$$

where $A(\omega) = \int G(\varepsilon + \omega/2)G(\varepsilon - \omega/2)d\varepsilon/(2\pi i)$ is the particle-hole propagator and \mathcal{F} is the Landau-Migdal (LM) interaction amplitude.

The expression for the pole term in magic nuclei is well known [1, 2, 5], but we present it here for completeness. In obvious symbolic notation, the pole diagram corresponds to $\delta\Sigma_L^{\text{pole}} = (g_L, D_L G g_L)$, where $D_L(\omega)$ is the L -phonon D -function:

$$D_L(\omega) = \frac{1}{\omega - \omega_L + i\gamma} - \frac{1}{\omega + \omega_L - i\gamma}, \quad (5)$$

where ω_L is the L -phonon excitation energy.

Explicitly, one obtains

$$\delta\Sigma_{\lambda_1\lambda_2}^{\text{pole}}(\varepsilon) = \sum_{\lambda M} \langle \lambda_1 | g_{LM} | \lambda \rangle \langle \lambda | g_{LM}^+ | \lambda_2 \rangle \times \left(\frac{n_\lambda}{\varepsilon + \omega_L - \varepsilon_\lambda^{(0)}} + \frac{1 - n_\lambda}{\varepsilon - \omega_L - \varepsilon_\lambda^{(0)}} \right), \quad (6)$$

where $n_\lambda = (0, 1)$ stands for the occupation numbers.

As to the non-pole term, we follow to the method developed by Khodel [7], see also [6]. The second, non-pole, term in Fig. 1 is

$$\delta\Sigma^{\text{non-pole}} = \int \frac{d\omega}{2\pi i} \delta_L g_L D_L(\omega), \quad (7)$$

where $\delta_L g_L$ can be found by variation of Eq. (4) in the field of the L -phonon:

$$\delta_L g_L = \delta_L \mathcal{F}A(\omega_L)g_L + \mathcal{F}\delta_L A(\omega_L)g_L + \mathcal{F}A(\omega_L)\delta_L g_L. \quad (8)$$

All the low-lying phonons we deal with are of surface nature, the surface peak dominating in their creation amplitude:

$$g_L(r) = \alpha_L \frac{dU}{dr} + \chi_L(r). \quad (9)$$

The first term in this expression is surface peaked, whereas the in-volume addendum $\chi_L(r)$ is rather small. It is illustrated in Fig. 2 for the 2_1^+ and 3_1^- states in ^{204}Pb . If one neglects this in-volume term χ_L , very simple expression for the non-pole term can be obtained [6]:

$$\delta\Sigma_L^{\text{non-pole}} = \frac{\alpha_L^2}{2} \frac{2L+1}{3} \Delta U(r). \quad (10)$$

Just as in [5, 11], below we will neglect the in-volume term in (9) and use Eq. (10) for the non-pole term of $\delta\Sigma_L^{\text{PC}}$.

All the low-lying phonons we consider have natural parity. In this case, the vertex g_L possesses even T -parity. It is a sum of two components with spins $S = 0$ and $S = 1$, respectively,

$$g_L = g_{L0}(r)T_{LL0}(\mathbf{n}, \alpha) + g_{L1}(r)T_{LL1}(\mathbf{n}, \alpha), \quad (11)$$

where T_{JLS} stand for the usual spin-angular tensor operators [19]. The operators T_{LL0} and T_{LL1} have opposite T -parities, hence the spin component should be the odd

function of the excitation energy, $g_{L1} \propto \omega_L$. In all the cases we consider the component g_{L1} is negligible and the component g_{L0} only will be retained, the index '0' being for brevity omitted: $g_{L0} \rightarrow g_L$.

As it was discussed in the introduction, any semi-magic nucleus consists of two sub-systems with absolutely different properties, the normal and superfluid ones. Following to [11], we consider the SP spectra only of the normal subsystem, e.g. the proton spectra for the lead isotopes. In this case, all the above formulas remain valid with one exception. Now the vertex $g_L(\mathbf{r})$ obeys the QRPA-like TFFS equation [13],

$$\hat{g}_L(\omega) = \hat{\mathcal{F}}\hat{A}(\omega)\hat{g}_L(\omega), \quad (12)$$

where all the terms are matrices. The angular momentum projection M , which is written down in Eq. (6) explicitly, is here and below for brevity omitted. In the standard TFFS notation, we have:

$$\hat{g}_L = \begin{pmatrix} g_L^{(0)} \\ g_L^{(1)} \\ g_L^{(2)} \end{pmatrix}, \quad (13)$$

$$\hat{\mathcal{F}} = \begin{pmatrix} \mathcal{F} & \mathcal{F}^{\omega\xi} & \mathcal{F}^{\omega\xi} \\ \mathcal{F}^{\xi\omega} & \mathcal{F}^\xi & \mathcal{F}^{\xi\omega} \\ \mathcal{F}^{\xi\omega} & \mathcal{F}^{\xi\omega} & \mathcal{F}^\xi \end{pmatrix}. \quad (14)$$

In (13), $g^{(0)}$ is the normal component of the vertex \hat{g} , whereas $g^{(1),(2)}$ are two anomalous ones. In Eq. (14), \mathcal{F} is the usual LM interaction amplitude which is the second variation derivative of the EDF $\mathcal{E}[\rho, \nu]$ over the normal density ρ . The effective pairing interaction \mathcal{F}^ξ is the second derivative of the EDF over the anomalous density ν . At last, the amplitude $\mathcal{F}^{\xi\omega}$ stands for the mixed derivative of \mathcal{E} over ρ and ν .

The matrix \hat{A} consists of 3×3 integrals over ε of the products of different combinations of the Green function $G(\varepsilon)$ and two Gor'kov functions $F^{(1)}(\varepsilon)$ and $F^{(2)}(\varepsilon)$ [13].

As we need the proton vertex \hat{g}_L^p and the proton subsystem is normal, only the normal vertex $g_L^{(0)p}$ is non-zero in this case. This is the meaning of the abbreviated notation g_L in (6) and below.

For solving the above equations, we use the self-consistent basis generated by the version DF3-a [18] of the Fayans EDF DF3 [16, 17]. The nuclear mean-field potential $U(r)$ is the first derivative of \mathcal{E} in (1) over ρ .

In magic nuclei [5], the perturbation theory in $\delta\Sigma^{\text{PC}}$ with respect to H_0 can be used to solve this equation:

$$\varepsilon_\lambda = \varepsilon_\lambda^{(0)} + Z_\lambda^{\text{PC}}\delta\Sigma_{\lambda\lambda}^{\text{PC}}(\varepsilon_\lambda^{(0)}), \quad (15)$$

where

$$Z_\lambda^{\text{PC}} = \left(1 - \left(\frac{\partial}{\partial \varepsilon} \delta\Sigma^{\text{PC}}(\varepsilon) \right)_{\varepsilon=\varepsilon_\lambda^{(0)}} \right)^{-1}. \quad (16)$$

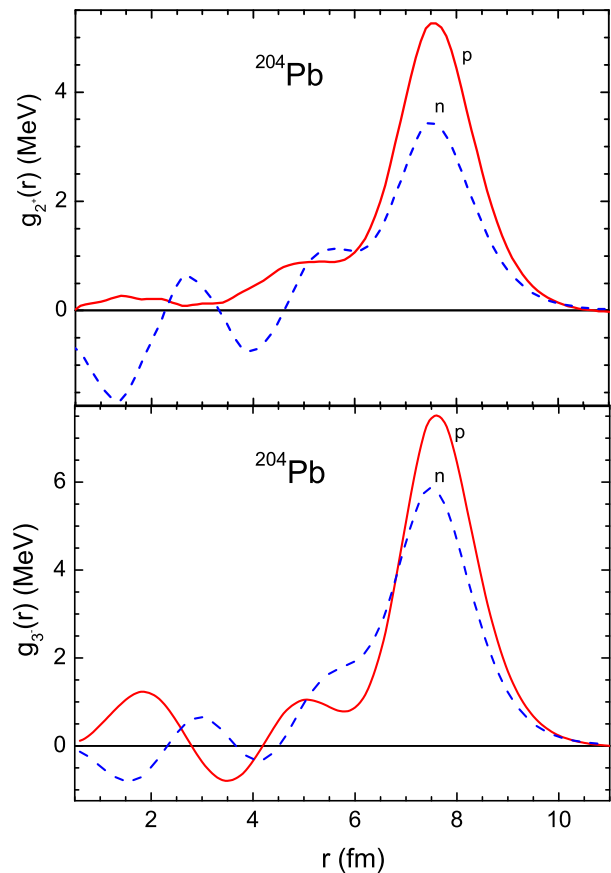


FIG. 2: (Color online) Phonon creation amplitudes $g_L(r)$ for two low-lying phonons in the ^{204}Pb nucleus.

Another situation is typical for semi-magic nuclei, where small denominators $\varepsilon_1^{(0)} - \varepsilon_2^{(0)} \pm \omega_L$ can appear in Eq. (6). We demonstrate in Table I the poor applicability of the perturbation theory on the example of the ^{204}Pb nucleus with the use of two phonons, 2_1^+ , $\omega_2=0.88$ MeV and 3_1^- , $\omega_3=2.79$ MeV. The value of $\delta\varepsilon_\lambda^{\text{PC}}$ in the column 6 is found as a sum of the values in three previous columns multiplied, in accordance with Eq. (15), by the total Z -factor in the last column.

The most dangerous denominator is now $\varepsilon^{(0)}(2d_{3/2}) - \varepsilon^{(0)}(3s_{1/2}) + \omega_2 = 0.09$ MeV. The state $2d_{3/2}$ is an obvious victim of the use of a non-adequate perturbation theory in this case. Indeed, the inequality $1 - Z_\lambda^{\text{PC}} \ll 1$ is a necessary condition for applicability of the perturbation theory. For the $2d_{3/2}$ state, we have the value of 0.95 for the left hand side of this inequality, which is almost equal to unit. In the table, there are other examples of poor applicability of the perturbation theory, but they are not so demonstrative.

For such cases, a method based on the direct solution of the Dyson equation (2) was developed in [11]. We describe it with the example of the same nucleus ^{204}Pb which was considered above to demonstrate the non-applicability of the perturbation theory. The model was suggested based on the fact that the PC corrections

TABLE I: PC corrected proton SP energies ε_λ and Z -factors of ^{204}Pb nucleus found from the perturbation theory prescription (15) and (16).

| λ | $\varepsilon_\lambda^{(0)}$ | $\delta\Sigma_{\lambda\lambda}^{\text{pole}}$ | $\delta\Sigma_{\lambda\lambda}^{\text{non-pole}}$ | 'ghost' | $\delta\varepsilon_\lambda^{\text{PC}}$ | $\varepsilon_\lambda^{\text{PC}}$ | $Z_\lambda^{\text{PC}}(L=2)$ | $Z_\lambda^{\text{PC}}(L=3)$ | Z_λ^{PC} |
|-------------|-----------------------------|---|---|---------|---|-----------------------------------|------------------------------|------------------------------|-------------------------|
| $1i_{13/2}$ | -1.21 | -1.01 | 0.32 | 0.04 | -0.37 | -1.58 | 0.64 | 0.82 | 0.56 |
| $2f_{7/2}$ | -2.01 | -0.81 | 0.20 | 0.03 | -0.36 | -2.37 | 0.66 | 0.90 | 0.62 |
| $1h_{9/2}$ | -3.36 | -0.43 | 0.27 | 0.04 | -0.09 | -3.45 | 0.74 | 0.98 | 0.73 |
| $3s_{1/2}$ | -6.72 | 0.07 | 0.17 | 0.03 | 0.22 | -6.50 | 0.84 | 0.96 | 0.82 |
| $2d_{3/2}$ | -7.51 | 2.02 | 0.17 | 0.03 | 0.10 | -7.40 | 0.05 | 0.97 | 0.05 |
| $1h_{11/2}$ | -7.98 | 0.28 | 0.30 | 0.04 | 0.42 | -7.56 | 0.70 | 0.96 | 0.68 |
| $2d_{5/2}$ | -8.80 | 0.33 | 0.18 | 0.03 | 0.26 | -8.541 | 0.57 | 0.80 | 0.50 |
| $1g_{7/2}$ | -10.93 | -0.23 | 0.24 | 0.03 | 0.01 | -10.92 | 0.79 | 0.35 | 0.32 |

are important only for the SP levels nearby the Fermi surface. A model space S_0 was considered including two shells close to it, i.e. one hole and one particle shells. To avoid any misunderstanding, we stress that this restriction concerns only Eq. (2). In Eq. (6) for $\delta\Sigma^{\text{pole}}$, we use rather wide SP space with energies $\varepsilon_\lambda^{(0)} < 40$ MeV. The space S_0 involves 5 hole states ($1g_{7/2}$, $2d_{5/2}$, $1h_{11/2}$, $2d_{3/2}$, $3s_{1/2}$) and four particle ones ($1g_{9/2}$, $2f_{7/2}$, $1i_{13/2}$, $2f_{5/2}$). We see that there is here only one state for each (l, j) value. Therefore, we need only diagonal elements $\delta\Sigma_{\lambda\lambda}^{\text{pole}}$ in (6), which simplifies very much the solution of the Dyson equation. As a consequence, Eq. (2) reduces as follows:

$$\varepsilon - \varepsilon_\lambda^{(0)} - \delta\Sigma_{\lambda\lambda}^{\text{PC}}(\varepsilon) = 0. \quad (17)$$

The non-pole term does not depend on the energy, therefore only poles of Eq. (6) are the singular points of Eq. (17). They can be readily found from (6) in terms of $\varepsilon_\lambda^{(0)}$ and ω_L . It can be easily seen that the l.h.s of Eq. (17) always changes sign between any couple of neighboring poles, and the corresponding solution ε_λ^i can be found with usual methods. In this notation, λ is just the index for the initial single-particle state from which the state $|\lambda, i\rangle$ originated. The latter is a mixture of a single-particle state with several particle-phonon states. The corresponding single-particle strength distribution factors (S -factors) can be found similar to (16):

$$S_\lambda^i = \left(1 - \left(\frac{\partial}{\partial \varepsilon} \delta\Sigma^{\text{PC}}(\varepsilon) \right)_{\varepsilon=\varepsilon_\lambda^i} \right)^{-1}. \quad (18)$$

Evidently, they should obey the normalization rule:

$$\sum_i S_\lambda^i = 1. \quad (19)$$

The accuracy of fulfillment of this relation is a measure of validity of the model space S_0 we use to solve the problem under consideration.

A set of solutions for four $|\lambda, i\rangle$ states in the ^{204}Pb nucleus is presented in Table II. The corresponding S -factors are displayed in Fig. 3. In three upper cases for a given λ there is a state $|\lambda, i_0\rangle$ with dominating

TABLE II: Examples of solutions of Eq. (17) for protons in ^{204}Pb .

| λ | i | ε_λ^i | S_λ^i |
|-------------|-----|-------------------------|----------------------------|
| $1h_{9/2}$ | 1 | -13.736 | 0.220×10^{-2} |
| | 2 | -11.596 | 0.777×10^{-3} |
| | 3 | -10.339 | 0.674×10^{-2} |
| | 4 | -8.862 | 0.484×10^{-3} |
| | 5 | -3.447 | 0.760 |
| | 6 | -2.217 | 0.199 |
| | 7 | -1.122 | 0.288×10^{-2} |
| | | | $\sum S_\lambda^i = 0.987$ |
| $3s_{1/2}$ | 1 | -9.877 | 0.608×10^{-1} |
| | 2 | -8.536 | 0.604×10^{-1} |
| | 3 | -6.493 | 0.839 |
| | | | $\sum S_\lambda^i = 0.990$ |
| $1h_{11/2}$ | 1 | -13.717 | 0.692×10^{-3} |
| | 2 | -11.690 | 0.256×10^{-1} |
| | 3 | -9.084 | 0.134 |
| | 4 | -7.509 | 0.814 |
| | 5 | -2.471 | 0.427×10^{-3} |
| | 6 | -1.095 | 0.473×10^{-2} |
| | | | $\sum S_\lambda^i = 0.985$ |
| $2d_{5/2}$ | 1 | -11.817 | 0.314×10^{-2} |
| | 2 | -11.150 | 0.139 |
| | 3 | -9.799 | 0.516×10^{-1} |
| | 4 | -8.580 | 0.312 |
| | 5 | -8.195 | 0.295 |
| | 6 | -7.404 | 0.171 |
| | 7 | -0.564 | 0.791×10^{-3} |
| | | | $\sum S_\lambda^i = 0.978$ |

$S_\lambda^{i_0}$ value ($\simeq 0.8$). They are examples of “good” single-particle states. In such cases, the following prescription looks natural for the PC corrected single-particle characteristics:

$$\varepsilon_\lambda = \varepsilon_\lambda^{i_0}; \quad Z_\lambda^{\text{PC}} = S_\lambda^{i_0}. \quad (20)$$

These are the analogous to Eqs. (15) and (16) in the perturbative solution.

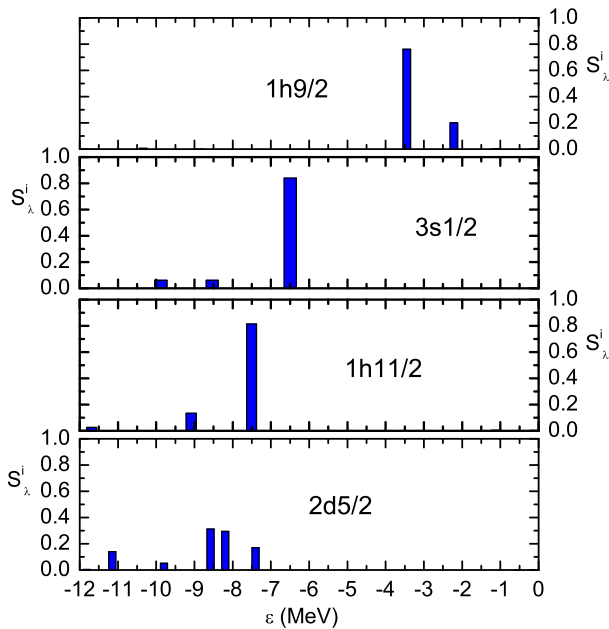


FIG. 3: (Color online) The SP strength distributions (S_λ^i) of four states in the ^{204}Pb nucleus.

TABLE III: PC corrected proton single-particle characteristics ε_λ and Z_λ of ^{204}Pb nucleus found with Eqs. (20) or (21) and (22). The total correction to the SPE $\delta\varepsilon_\lambda^{\text{PC}} = \varepsilon_\lambda - \varepsilon_\lambda^{(0)}$ is presented.

| λ | $\varepsilon_\lambda^{(0)}$ | $\delta\varepsilon_\lambda^{\text{PC}}$ | ε_λ | Z_λ |
|-------------|-----------------------------|---|-----------------------|-------------|
| $1i_{13/2}$ | -1.21 | 0.14 | -1.07 | 0.97 |
| $2f_{7/2}$ | -2.01 | -0.23 | -2.24 | 0.87 |
| $1h_{9/2}$ | -3.36 | 0.17 | -3.19 | 0.96 |
| $3s_{1/2}$ | -6.72 | 0.23 | -6.49 | 0.84 |
| $2d_{3/2}$ | -7.51 | 0.05 | -7.46 | 0.94 |
| $1h_{11/2}$ | -7.98 | 0.25 | -7.73 | 0.95 |
| $2d_{5/2}$ | -8.80 | 0.17 | -8.63 | 0.92 |
| $1g_{7/2}$ | -10.93 | 0.13 | -10.80 | 0.95 |

The lowest panel in Fig. 3 represents a case of a strong spread where there are two or more numbers i with comparable values of the spectroscopic factors S_λ^i . For such cases, the following generalization of Eq. (20) was suggested in [11]:

$$\varepsilon_\lambda = \frac{1}{Z_\lambda^{\text{PC}}} \sum_i \varepsilon_\lambda^i S_\lambda^i, \quad (21)$$

where

$$Z_\lambda^{\text{PC}} = \sum_i S_\lambda^i. \quad (22)$$

The average SP energies and the Z -factors found according to the above prescriptions are presented in Table III.

Comparison of Table III with the perturbation theory Table I shows limited common features. In particular, the

state $2d_{3/2}$ is now absolutely “healed” with a big value of the Z -factor and a small shift of the PC corrected energy from the initial value.

III. PC CORRECTIONS TO THE ODD-EVEN MASS DIFFERENCES OF SEMI-MAGIC NUCLEI

As it was discussed in Introduction, in heavy semi-magic nuclei the experimental data on the SP energies are practically absent, but there is another kind of observables, the odd-even mass differences, which has a direct relevance to the set of the solutions ε_λ^i of the Dyson equation in the form (17). In terms of the (TFFS) [13] they are named “chemical potentials”:

$$\mu_+^n(Z, N) = -(B(Z, N+1) - B(Z, N)), \quad (23)$$

$$\mu_-^n(Z, N) = -(B(Z, N) - B(Z, N-1)). \quad (24)$$

$$\mu_+^p(Z, N) = -(B(Z+1, N) - B(Z, N)), \quad (25)$$

$$\mu_-^p(Z, N) = -(B(Z, N) - B(Z-1, N)), \quad (26)$$

where $B(Z, N)$ is the binding energy of the corresponding nucleus. Evidently, they are equal to one nucleon separation energies $S_{n,p}$ [19] taken with the opposite sign. For example, we have $\mu_-^n(Z, N) = -S_n(Z, N)$ or $\mu_+^n(Z, N) = -S_n(Z, N+1)$.

TABLE IV: Excitation energies ω_L (MeV) and the coefficients α_L (fm) in Eq. (9) of the 2_1^+ and 3_1^- phonons in even Pb isotopes.

| A | ω_2 | ω_2^{exp} | α_2 | ω_3 | ω_3^{exp} | α_3 |
|-----|------------|-------------------------|------------|------------|-------------------------|------------|
| 180 | 1.415 | 1.168(1) | 0.31 | 2.008 | – | 0.35 |
| 182 | 1.284 | 0.888 | 0.31 | 1.836 | – | 0.35 |
| 184 | 1.231 | 0.702 | 0.32 | 1.839 | – | 0.36 |
| 186 | 1.133 | 0.662 | 0.33 | 1.881 | – | 0.34 |
| 188 | 1.028 | 0.724 | 0.34 | 1.968 | – | 0.34 |
| 190 | 0.930 | 0.774 | 0.36 | 2.052 | – | 0.33 |
| 192 | 0.849 | 0.854 | 0.35 | 2.160 | – | 0.32 |
| 194 | 0.792 | 0.965 | 0.35 | 2.272 | – | 0.32 |
| 196 | 0.764 | 1.049 | 0.35 | 2.390 | 2.471(?) | 0.31 |
| 198 | 0.762 | 1.064 | 0.35 | 2.506 | – | 0.31 |
| 200 | 0.789 | 1.027 | 0.30 | 2.620 | – | 0.31 |
| 202 | 0.823 | 0.961 | 0.31 | 2.704 | 2.517 | 0.31 |
| 204 | 0.882 | 0.899 | 0.22 | 2.785 | 2.621 | 0.31 |
| 206 | 0.945 | 0.803 | 0.16 | 2.839 | 2.648 | 0.32 |
| 208 | 4.747 | 4.086 | 0.33 | 2.684 | 2.615 | 0.09 |
| 210 | 1.346 | 0.800 | 0.07 | 2.183 | 1.870(10) | 0.19 |
| | | | | 2.587 | 2.828(10) | 0.17 |
| 212 | 1.444 | 0.805 | 0.17 | 1.788 | 1.820(10) | 0.36 |
| 214 | 1.125 | 0.835(1) | 0.19 | 1.469 | – | 0.37 |

Indeed, let us write down the Lehmann spectral expansion for the Green function $G(\varepsilon; \mathbf{r}_1, \mathbf{r}_2)$ in the λ -representation of the functions which diagonalize G [13]:

$$G_\lambda(\varepsilon) = \sum_s \frac{|(a_\lambda^+)_{s0}|^2}{\varepsilon - (E_s - E_0) + i\gamma} + \sum_s \frac{|(a_\lambda)_{s0}|^2}{\varepsilon + (E_s - E_0) - i\gamma}, \quad (27)$$

with obvious notation. The isotopic index $\tau = (n, p)$ in (27) is for brevity omitted. In both the sums, the summation is carried out for the exact states $|s\rangle$ of nuclei with one added or removed nucleon. Explicitly, if $|0\rangle$ is the ground state of the even-even (Z, N) nucleus, the states $|s\rangle$ in the first sum correspond to the $(Z, N+1)$ one for $\tau = n$ and $(Z+1, N)$ for $\tau = p$. Correspondingly, in the second sum they are $(Z, N-1)$ for $\tau = n$ and $(Z-1, N)$ for $\tau = p$. If $|s\rangle$ is a ground state of the corresponding odd nucleus, the corresponding pole in (27) coincides with one of the chemical potentials (23) – (26). At the mean field level, they can be attributed to the SP energies ε_λ with zero excitation energy, whereas with account for the PC corrections they should coincide with the corresponding energies ε_λ^i .

In the sets of solutions for four $|\lambda, i\rangle$ states in ^{204}Pb presented in Table II, they originate from the first hole and the first particle states in the model space S_0 . In this case, our prescription for the odd-even mass differences, in accordance with the Lehmann expansion (27), is as follows:

$$\mu_+(^{204}\text{Pb}) = -3.447 \text{ MeV}, \quad (28)$$

$$\mu_-(^{204}\text{Pb}) = -6.493 \text{ MeV}. \quad (29)$$

A. The lead chain

In this subsection, we consider the chain of even lead isotopes, $^{180-214}\text{Pb}$, with account of the two low-lying phonons, 2_1^+ and 3_1^- . Their excitation energies ω_L and the coefficients α_L in Eq. (9) are presented in Table IV. Comparison with existing experimental data [25] is given. We present only 3 decimal signs of the latter to avoid a cumbersomeness of the table. On the whole, the ω_L values agree with the data sufficiently well. In more detail, for the interval of $^{194-200}\text{Pb}$, the theoretical excitation energies of the 2^+ -states are visibly smaller than the experimental ones.

This is a signal of the fact that our calculations may overestimate the collectivity of these states and, correspondingly, the PC effect in these nuclei. The opposite situation is present for the lightest Pb isotopes, $A < 190$, where we, evidently, underestimate the PC effect. The α_L value defines the amplitude, directly in fm, of the surface L -vibration in the nucleus under consideration. We see that in the most cases both the phonons we consider are strongly collective, with $\alpha_L \simeq 0.3$ fm. At small values of ω_L , the vibration amplitude behaves as $\alpha_L \sim 1/\omega_L$ [6, 26]. Both the PC corrections to the SP energy, pole

and non-pole, are proportional to α_L^2 . The ghost state 1^- is also taken into account, although the corresponding correction for nuclei under consideration is very small, see [11], because it depends on the mass number as $1/A$, $A = N + Z$.

The μ_+ values, similar to that of (28) for all the chain under consideration, are given in Table V. In the last line, the average deviation is given of the theoretical predictions from existing experimental data:

$$\langle \delta\mu_+ \rangle_{\text{rms}} = \sqrt{\sum (\mu_+^{\text{th}} - \mu_+^{\text{exp}})^2 / N_{\text{exp}}}, \quad (30)$$

where $N_{\text{exp}} = 16$. For comparison, we calculated the corresponding value for the ‘‘champion’’ Skyrme EDF HFB-17 [20] using the table [21] of the nuclear binding energies. It is equal to $\langle \delta\mu_+ \rangle_{\text{rms}}(\text{HFB} - 17) = 0.486$ MeV, that it is a bit worse than the DF3-a value even without PC corrections. It agrees with the original Fayans’s idea [15, 17] to develop an EDF without PC corrections. However, account for the PC corrections due to two low-laying collective phonons makes agreement with the data significantly better. In this case, the phonon 2^+ plays the main role, and additional improvement of the agreement due to the phonon 3^- is not essential.

Let us go to the μ_- values similar to that of (29). For all the lead chain, from ^{180}Pb till ^{214}Pb , they are given in Table VI. Again the last line contains the average deviation of the theoretical predictions from the experimental data found from the relation similar to (30) with the change of $\mu_+ \rightarrow \mu_-$, and $N_{\text{exp}} = 18$. In this case, the average of the HFB-17 EDF predictions $\langle \delta\mu_- \rangle_{\text{rms}}(\text{HFB} - 17) = 0.253$ MeV is better than that of the DF3-a one, but again the account of the PC corrections permits to surpass the accuracy of HFB-17. A relative role of the two phonons under consideration is now different from that in the case of μ_+ , Table V. In the case of μ_- , addition of the corrections due to the 2_1^+ phonon alone spoils the agreement a bit, but inclusion of both the phonons makes the agreement perfect. This confirms the statement made in the Introduction about a delicate status of the problem under consideration.

In conclusion of this subsection, we present the overall average deviation of the theoretical predictions from the experimental data, summed over both the μ_+ and μ_- values, $N_{\text{exp}} = 16 + 18 = 34$. In this case, on the mean-field level, the average accuracy of the predictions for the mass differences of the Fayans EDF $\langle \delta\mu \rangle_{\text{rms}}(\text{DF3-a}) = 0.389$ MeV is worse than that (0.333 MeV) for the Skyrme EDF HFB-17, but only a bit. Account for the PC corrections due to the low-laying phonons 2_1^+ and 3_1^- makes the agreement significantly better, $\langle \delta\mu \rangle_{\text{rms}}(\text{DF3-a})^{\text{PC}} = 0.218$ MeV.

B. The tin chain

Let us consider now the Sn chain, from ^{106}Sn till ^{132}Sn . To begin with, we consider validity of the perturbation

TABLE V: Proton odd-even mass differences μ_+ (MeV) for the even Pb isotopes. The mean field predictions for the Fayans EDF DF3-a and those with the PC corrections are given.

| nucl. | λ | DF3-a | DF3-a + 2^+ | DF3-a + (2^+ + 3^-) | exp [27] |
|--|------------|--------|---------------|---------------------------|---------------|
| ^{180}Pb | $1h_{9/2}$ | 3.513 | 3.185 | 3.321 | — |
| ^{182}Pb | $1h_{9/2}$ | 2.942 | 2.564 | 2.695 | — |
| ^{184}Pb | $1h_{9/2}$ | 2.360 | 1.906 | 2.093 | 1.527(0.094) |
| ^{186}Pb | $1h_{9/2}$ | 1.767 | 1.293 | 1.441 | 1.010(0.021) |
| ^{188}Pb | $1h_{9/2}$ | 1.172 | 0.683 | 0.806 | 0.461(0.031) |
| ^{190}Pb | $1h_{9/2}$ | 0.577 | 0.027 | 0.141 | -0.112(0.020) |
| ^{192}Pb | $1h_{9/2}$ | -0.017 | -0.528 | -0.420 | -0.596(0.022) |
| ^{194}Pb | $1h_{9/2}$ | -0.608 | -1.167 | -1.058 | -1.107(0.023) |
| ^{196}Pb | $1h_{9/2}$ | -1.193 | -1.760 | -1.658 | -1.615(0.023) |
| ^{198}Pb | $1h_{9/2}$ | -1.769 | -2.316 | -2.212 | -2.036(0.025) |
| ^{200}Pb | $1h_{9/2}$ | -2.327 | -2.757 | -2.648 | -2.453(0.026) |
| ^{202}Pb | $1h_{9/2}$ | -5.806 | -5.177 | -5.317 | -5.480(0.039) |
| ^{204}Pb | $1h_{9/2}$ | -3.356 | -3.567 | -3.447 | -3.244(0.006) |
| ^{206}Pb | $1h_{9/2}$ | -3.818 | -3.911 | -3.771 | -3.558(0.004) |
| ^{208}Pb | $1h_{9/2}$ | -4.232 | -4.064 | -3.959 | -3.799(0.003) |
| ^{210}Pb | $1h_{9/2}$ | -4.670 | -4.653 | -4.566 | -4.419(0.007) |
| ^{212}Pb | $1h_{9/2}$ | -5.111 | -5.152 | -4.980 | -4.972(0.007) |
| ^{214}Pb | $1h_{9/2}$ | -5.555 | -5.686 | -5.523 | -5.460(0.017) |
| $\langle\delta\mu_+\rangle_{\text{rms}}$ | | 0.465 | 0.261 | 0.252 | |

TABLE VI: Proton odd-even mass differences μ_- (MeV) for the even Pb isotopes.

| nucl. | λ | DF3-a | DF3-a + 2^+ | DF3-a + (2^+ + 3^-) | exp [27] |
|--|------------|--------|---------------|---------------------------|---------------|
| ^{180}Pb | $3s_{1/2}$ | -1.119 | -0.571 | -0.793 | -0.938(0.054) |
| ^{182}Pb | $3s_{1/2}$ | -1.610 | -1.023 | -1.268 | -1.316(0.021) |
| ^{184}Pb | $3s_{1/2}$ | -2.104 | -1.450 | -1.727 | -1.753(0.022) |
| ^{186}Pb | $3s_{1/2}$ | -2.592 | -1.906 | -2.152 | -2.213(0.032) |
| ^{188}Pb | $3s_{1/2}$ | -3.072 | -2.356 | -2.561 | -2.661(0.019) |
| ^{190}Pb | $3s_{1/2}$ | -3.543 | -2.750 | -2.945 | -3.103(0.023) |
| ^{192}Pb | $3s_{1/2}$ | -4.005 | -3.265 | -3.440 | -3.572(0.020) |
| ^{194}Pb | $3s_{1/2}$ | -4.461 | -3.673 | -3.838 | -4.019(0.024) |
| ^{196}Pb | $3s_{1/2}$ | -4.911 | -4.111 | -4.268 | -4.494(0.025) |
| ^{198}Pb | $3s_{1/2}$ | -5.358 | -4.569 | -4.716 | -4.999(0.031) |
| ^{200}Pb | $3s_{1/2}$ | -5.806 | -5.177 | -5.317 | -5.480(0.039) |
| ^{202}Pb | $3s_{1/2}$ | -6.258 | -5.612 | -5.753 | -6.050(0.018) |
| ^{204}Pb | $3s_{1/2}$ | -6.717 | -6.357 | -6.493 | -6.637(0.003) |
| ^{206}Pb | $3s_{1/2}$ | -7.179 | -6.976 | -7.105 | -7.254(0.003) |
| ^{208}Pb | $3s_{1/2}$ | -7.611 | -7.778 | -7.633 | -8.004(0.007) |
| ^{210}Pb | $3s_{1/2}$ | -8.030 | -7.971 | -8.055 | -8.379(0.010) |
| ^{212}Pb | $3s_{1/2}$ | -8.446 | -8.276 | -8.481 | -8.758(0.044) |
| ^{214}Pb | $3s_{1/2}$ | -8.857 | -8.620 | -8.865 | -9.254(0.029) |
| $\langle\delta\mu_-\rangle_{\text{rms}}$ | | 0.344 | 0.370 | 0.220 | |

theory recipe (15) for the nucleus ^{118}Sn , which is in the middle of the chain. Table VII is completely similar to Table I for the nucleus ^{204}Pb . As it is clear from the discussion of Table I, the Z^{PC} factors contain the main information on the applicability of the perturbation theory for solving Eq. (2). Table VII contains all necessary information for this nucleus. The first seven columns contains a detailed information on the PC corrections on the SP energies, whereas the last three ones, on the Z -factors. The values in columns 8, 9 and 10 are found

from Eq. (16) by substituting there the values of $\delta\Sigma_{L=2}^{\text{PC}}$, $\delta\Sigma_{L=3}^{\text{PC}}$ and their sum $\delta\Sigma^{\text{PC}}$, correspondingly, in accordance with (3).

We see that, just as for the nucleus ^{204}Pb , Table I, there is a case of a catastrophic behavior with the Z -factor close to zero, and again this is the state $2d_{3/2}$. From the above consideration for the lead chain, it is clear that for finding the μ_+ and μ_- values we are interested mainly on the first particle and first hole states $2d_{5/2}$ and $1g_{9/2}$, correspondingly. Six states in Table VII

TABLE VII: PC corrected proton SP energies ε_λ and Z -factors of ^{118}Sn nucleus found from the perturbation theory prescription (15) and (16).

| λ | $\varepsilon_\lambda^{(0)}$ | $\delta\Sigma_{\lambda\lambda}^{\text{pole}}$ | $\delta\Sigma_{\lambda\lambda}^{\text{non-pole}}$ | 'ghost' | $\delta\varepsilon_\lambda^{\text{PC}}$ | $\varepsilon_\lambda^{\text{PC}}$ | $Z_\lambda^{\text{PC}}(L=2)$ | $Z_\lambda^{\text{PC}}(L=3)$ | Z_λ^{PC} |
|-------------|-----------------------------|---|---|---------|---|-----------------------------------|------------------------------|------------------------------|-------------------------|
| $1h_{11/2}$ | -1.86 | -1.99 | 0.54 | 0.06 | -0.53 | -2.39 | 0.57 | 0.54 | 0.38 |
| $3s_{1/2}$ | -2.50 | 0.28 | 0.34 | 0.05 | 0.13 | -2.38 | 0.19 | 0.91 | 0.18 |
| $2d_{3/2}$ | -2.64 | -6.20 | 0.36 | 0.08 | -0.19 | -2.83 | 0.03 | 0.92 | 0.03 |
| $1g_{7/2}$ | -3.67 | -1.27 | 0.47 | 0.07 | -0.35 | -4.02 | 0.50 | 0.90 | 0.47 |
| $2d_{5/2}$ | -4.49 | -2.09 | 0.37 | 0.05 | -0.90 | -5.39 | 0.60 | 0.84 | 0.54 |
| $1g_{9/2}$ | -9.86 | 0.13 | 0.51 | 0.05 | 0.43 | -9.43 | 0.63 | 0.97 | 0.62 |

create the model space S_0 in this case. In contrast to the lead case, where particle and hole states have mainly opposite parities, now all the members of S_0 are of positive parity, with the only exception of the state $1h_{11/2}$ which is rather distant and plays no important role in the PC corrections. This occurs because of a unique feature of the $1g_{9/2}$ level which alone is, in fact, a separate shell being an “intruder state” from the upper shell. Usually, an intruder state occurs among the states of the previous shell of states with opposite parity, the $1f - 2p$ shell in this case. However, the latter is rather distant from the $1g_{9/2}$ level, and the inclusion of the $1f - 2p$ shell into S_0 does not practically changes the PC effects we analyze. Such a peculiar position of the hole shell consisted from the single $1g_{9/2}$ state leads to another peculiarity of the PC corrections in this state. Usually, the pole correction $\delta\Sigma_{\lambda\lambda}^{\text{pole}}$, see other states in this table and the Table I for ^{204}Pb , is rather big and negative, whereas the non-pole one is always positive but smaller than the pole correction in absolute value, so that the total PC correction remains to be negative. In this case the sign of the pole term is positive! Why it happens can be easily seen from Eq. (6). Indeed, all close states of the positive parity which are coupled with the 2^+ phonon, are now on the other side of the Fermi level, the second term of this expression, which explains the positive sign of $\delta\Sigma_{\lambda\lambda}^{\text{pole}}$. As a consequence, the total PC correction to this SP level becomes positive.

Another conclusion, which can be made from the analysis of Table VII, is the main role of the 2_1^+ phonon for PC corrections of the tin nuclei. Indeed, the influence of a L -phonon can be estimated from the value of the difference of $1 - Z_L^{\text{PC}}$. We see, that for all the states except $1h_{11/2}$, the role of the 3_1^- phonon is rather moderate. Therefore, we shall find the odd-even mass differences μ_+ and μ_- for all the tin chain with account only of the 2_1^+ phonon, sometimes checking the role of the 3_1^- phonon.

Table VIII contains the characteristics of the 2_1^+ phonon which are used in the above calculation scheme. The excitation energies ω_2 are in reasonable agreement with experimental data. As in the lead chain, we begin from the μ_+ values.

In the last line, just as in Tables V and VI, the average deviation is shown of the theoretical predictions from the experimental data, found from Eq. (30). As for the Pb chain, we compare the average accuracy of our calcula-

tions with those of the Skyrme EDF HFB-17. In this case we have $\langle\delta\mu_+\rangle_{\text{rms}}(\text{HFB} - 17) = 0.346$ MeV, which is significantly better than the mean field prediction of the Fayans EDF DF3-a. However, the account for the PC corrections makes the agreement for the latter significantly better, even better than that of the HFB-17 EDF. Let us go to the μ_- values which correspond to removing of a particle from an even Sn nucleus, i.e. to adding a hole to the state $1g_{9/2}$, see Table X. The above discussion of Table VII indicates that one could expect something wrong in this case. And a bad event does occur: the PC corrections spoil the agreement with the data, and significantly. This is especially disturbing as in this case the mean-field predictions of the DF3-a EDF are rather good, on average better than those of the HFB-17 EDF. Indeed, in this case the corresponding value of $\langle\delta\mu_-\rangle_{\text{rms}}(\text{HFB}-17) = 0.484$ is significantly worse than the DF3-a value.

Our failure in the case of $1g_{9/2}$ holes confirms the above remarks that inclusion of the PC corrections from the low-lying phonons to the mean field observable values found for the EDFs which contain the phenomenological parameters involving such contributions on average is

TABLE VIII: Proton odd-even mass differences μ_+ (MeV) for the even Pb isotopes. The mean field predictions for the Fayans EDF DF3-a and those with the PC corrections are given.

| nucl. | λ | DF3-a | DF3-a + 2^+ | exp [27] |
|--|------------|--------|---------------|-------------------|
| ^{106}Sn | $2d_{3/2}$ | 0.295 | -0.172 | -0.58851(0.00924) |
| ^{108}Sn | $2d_{3/2}$ | -0.527 | -1.110 | -1.47008(0.01065) |
| ^{110}Sn | $2d_{3/2}$ | -1.338 | -1.901 | -2.28372(0.02263) |
| ^{112}Sn | $2d_{3/2}$ | -2.142 | -2.838 | -3.05006(0.01777) |
| ^{114}Sn | $2d_{3/2}$ | -2.936 | -3.484 | -3.73504(0.017) |
| ^{116}Sn | $2d_{3/2}$ | -3.720 | -4.230 | -4.83153(0.00853) |
| ^{118}Sn | $2d_{3/2}$ | -4.490 | -4.969 | -5.1103(0.0082) |
| ^{120}Sn | $2d_{3/2}$ | -5.245 | -5.748 | -5.78895(0.00371) |
| ^{122}Sn | $2d_{3/2}$ | -5.982 | -6.474 | -6.57225(0.00452) |
| ^{124}Sn | $2d_{3/2}$ | -6.700 | -7.066 | -7.31099(0.00361) |
| ^{126}Sn | $2d_{3/2}$ | -7.400 | -7.747 | -7.97316(0.01557) |
| ^{128}Sn | $2d_{3/2}$ | -8.084 | -8.342 | -8.55629(0.03889) |
| ^{130}Sn | $2d_{3/2}$ | -8.963 | -9.067 | -9.13802(0.00424) |
| ^{132}Sn | $2d_{3/2}$ | -9.892 | -9.838 | -9.66757(0.00608) |
| $\langle\delta\mu_+\rangle_{\text{rms}}$ | | 0.722 | 0.286 | |

rather delicate procedure. In this case, there is a special reason why it occurs, as far as this intruder state alone generates a shell separated with the Fermi level from the particle shell of states of the same parity. Such a situation is essentially different from the “normal” one when two shells adjacent to the Fermi level, the particle and hole ones, contain mainly the states of opposite parities.

IV. CONCLUSION

In this article, a method, developed recently [11] to find the PC corrections to the SP energies of semi-magic nuclei is used for finding the odd-even mass difference between the even members of a semi-magic chain and their odd-proton neighbors. In terms of TFFS [13], these differences are the chemical potentials μ_+ or μ_- for the addition or removal mode, correspondingly. The method of [11] is based on the direct solution of the Dyson equation with the PC corrected mass operator $\Sigma^{\text{PC}}(\varepsilon) = \Sigma_0 + \delta\Sigma^{\text{PC}}(\varepsilon)$.

The Fayans EDF DF3-a [18] is used for finding the initial μ_{\pm} values and for calculating the corresponding PC corrections. This is a small modification of the original Fayans EDF DF3 [16, 17], the spin-orbit and effective tensor parameters being changed only. It should be stressed that, from the very beginning [15–17], the Fayans EDF was constructed in such a way that it should take into account all the PC effects on average. And, indeed, the DF3-a EDF turned out to be rather accurate in predicting the μ_{\pm} values on the mean field level. We compare our results with predictions of the Skyrme EDF HFB-17 [20] fitted to nuclear masses with highest accuracy among the self-consistent calculations. We analyzed four sets of data, μ_+ and μ_- values in the Pb and Sn

TABLE IX: Proton odd-even mass differences μ_- (MeV) for the even Pb isotopes. The mean field predictions for the Fayans EDF DF3-a and those with the PC corrections are given.

| nucl. | λ | DF3-a | DF3-a + 2^+ | exp [27] |
|--|------------|---------|---------------|---------------------|
| ^{106}Sn | $1g_{9/2}$ | -4.786 | -4.264 | -5.00208(0.01534) |
| ^{108}Sn | $1g_{9/2}$ | -5.652 | -5.014 | -5.79467(0.01651) |
| ^{110}Sn | $1g_{9/2}$ | -6.537 | -5.918 | -6.64302(0.0178) |
| ^{112}Sn | $1g_{9/2}$ | -7.424 | -6.669 | -7.55406(0.00408) |
| ^{114}Sn | $1g_{9/2}$ | -8.288 | -7.682 | -8.48049(0.00182) |
| ^{116}Sn | $1g_{9/2}$ | -9.102 | -8.544 | -9.27862(1.0809E-4) |
| ^{118}Sn | $1g_{9/2}$ | -9.859 | -9.320 | -9.99878(0.00538) |
| ^{120}Sn | $1g_{9/2}$ | -10.585 | -10.024 | -10.68806(0.00821) |
| ^{122}Sn | $1g_{9/2}$ | -11.298 | -10.743 | -11.39433(0.02982) |
| ^{124}Sn | $1g_{9/2}$ | -12.007 | -11.578 | -12.09275(0.02084) |
| ^{126}Sn | $1g_{9/2}$ | -12.713 | -12.291 | -12.82742(0.03747) |
| ^{128}Sn | $1g_{9/2}$ | -13.420 | -13.083 | -13.75269(0.03885) |
| ^{130}Sn | $1g_{9/2}$ | -14.128 | -13.905 | -14.58394(0.00482) |
| ^{132}Sn | $1g_{9/2}$ | -14.842 | -14.696 | -15.8073(0.00557) |
| $\langle\delta\mu_-\rangle_{\text{rms}}$ | | 0.324 | 0.740 | |

TABLE X: Characteristics of the 2_1^+ phonons in even Sn isotopes, ω_2 (MeV) and α_2 (fm) in Eq. (9).

| A | ω_2^{th} | ω_2^{exp} | α_2 |
|-----|------------------------|-------------------------|------------|
| 106 | 1.316 | 1.207 | 0.33 |
| 108 | 1.231 | 1.206 | 0.37 |
| 110 | 1.162 | 1.212 | 0.35 |
| 112 | 1.130 | 1.257 | 0.40 |
| 114 | 1.156 | 1.300 | 0.34 |
| 116 | 1.186 | 1.294 | 0.32 |
| 118 | 1.217 | 1.230 | 0.32 |
| 120 | 1.240 | 1.171 | 0.33 |
| 122 | 1.290 | 1.141 | 0.33 |
| 124 | 1.350 | 1.132 | 0.27 |
| 126 | 1.405 | 1.141 | 0.27 |
| 128 | 1.485 | 1.169 | 0.23 |
| 130 | 1.610 | - | 0.18 |
| 132 | 4.329 | 4.041 | 0.22 |

chains.

TABLE XI: Average deviation $\langle\delta\mu_{\pm}\rangle_{\text{rms}}$ of different theoretical predictions from the experimental data [27] for Pb and Sn chains.

| mode, chain | HFB-17 | DF3-a | DF3-a + PC |
|--------------|--------|-------|------------|
| μ_+ , Pb | 0.486 | 0.465 | 0.252 |
| μ_- , Pb | 0.253 | 0.344 | 0.220 |
| μ_+ , Sn | 0.346 | 0.722 | 0.286 |
| μ_- , Sn | 0.484 | 0.324 | 0.740 |

Table XI contains the values of the average deviation of the theoretical predictions from the data for two EDFs, HFB-17 and DF3-a at the mean-field level and for the DF3-a EDF with phonon corrections. We see that in two cases, the removal mode in Pb and the addition one in Sn, the EDF HFB-17 exceeds DF3-a in accuracy, but PC corrections to DF3-a make the agreement better compared to the HFB-17 EDF. In the two other cases, the addition mode in Pb and the removal one in Sn, the mean field predictions of the EDF DF3-a turned out to be more accurate than those of HFB-17. For the addition mode in Pb chain PC corrections make the accuracy of DF3-a even better, but for the one in Sn chain a failure occurs: PC corrections spoil the agreement, and significantly. The reason is discussed in detail in the previous Section, but, in short, it is connected with a peculiar feature of the $1g_{9/2}$ state which alone represents a separate shell. We think that such cases of “bad” behavior of the PC corrections will be seldom, but this case demonstrates, that it is not clear *a priori* if the PC corrections will improve agreement with experiment or not. This agrees qualitatively with the analysis of [3] where it was found that the possibility of improvement of the mean-field description of the SP energies with account for the PC corrections depends significantly on the kind of the EDF used in these calculations.

Acknowledgments

We acknowledge for support the Russian Science Foundation, Grants Nos. 16-12-10155 and 16-12-10161. The work was also partly supported by the RFBR Grant 16-02-00228-a. E.S. and S.P. thank the INFN, Sezione di Catania, for hospitality. This work has been carried out

using computing resources of the federal collective usage center Complex for Simulation and Data Processing for Mega-science Facilities at NRC Kurchatov Institute, <http://ckp.nrcki.ru/>. EES thanks the Academic Excellence Project of the NRNU MEPhI under contract by the Ministry of Education and Science of the Russian Federation No. 02. A03.21.0005.

-
- [1] E. Litvinova and P. Ring, *Phys. Rev. C* **73**, 044328 (2006).
- [2] Li-Gang Cao, G. Colò, H. Sagawa, and P.F. Bortignon, *Phys. Rev. C* **89**, 044314 (2014).
- [3] D. Tarpanov, J. Dobaczewski, J. Toivanen, and B.G. Carlsson, *Phys. Rev. Lett.* **113**, 252501 (2014).
- [4] M. Baldo, P.F. Bortignon, G. Coló, D. Rizzo, and L. Sciacchitano, *J. Phys. G: Nucl. Phys.* **42**, 085109 (2015).
- [5] N.V. Gnezdilov, I.N. Borzov, E.E. Saperstein, and S.V. Tolokonnikov, *Phys. Rev. C* **89**, 034304 (2014).
- [6] V. A. Khodel, E. E. Saperstein, *Phys. Rep.* **92**, 183 (1982).
- [7] V. A. Khodel', *Sov. J. Nucl. Phys.* **24**, 282 (1976).
- [8] S. Kamedzhiev and E. E. Saperstein, *EPJA* **37**, 333 (2008).
- [9] S. Weinberg, *Phys. Rev. Lett.* **31**, 494 (1973).
- [10] H. Grawe, K. Langanke, and G. Martinez-Pinedo, *Rep. Prog. Phys.* **70**, 1525 (2007).
- [11] E.E. Saperstein, M. Baldo, S.S. Pankratov, and S.V. Tolokonnikov, *JETP Lett.* **104**, 609 (2016).
- [12] P. Ring and E. Werner, *Nucl. Phys. A* **211**, 198 (1973).
- [13] A.B. Migdal *Theory of finite Fermi systems and applications to atomic nuclei* (Wiley, New York, 1967).
- [14] E.E. Saperstein, M. Baldo, S.S. Pankratov, and S.V. Tolokonnikov, *JETP Lett.*, to be published, **106**, (2017).
- [15] A.V. Smirnov, S.V. Tolokonnikov, S.A. Fayans, *Sov. J. Nucl. Phys.* **48**, 995 (1988).
- [16] I. N. Borzov, S. A. Fayans, E. Kromer, and D. Zawischa, *Z. Phys. A* **355**, 117 (1996).
- [17] S.A. Fayans, S.V. Tolokonnikov, E.L. Trykov, and D. Zawischa, *Nucl. Phys. A* **676**, 49 (2000).
- [18] S.V. Tolokonnikov and E.E. Saperstein, *Phys. At. Nucl.* **73**, 1684 (2010).
- [19] A. Bohr and B.R. Mottelson, *Nuclear Structure* (Benjamin, New York, Amsterdam, 1969.), Vol. 1.
- [20] S. Goriely, N. Chamel, and J. M. Pearson, *Phys. Rev. Lett.* **102**, 152503 (2009).
- [21] S. Goriely, <http://www-astro.ulb.ac.be/bruslib/nucdata/>
- [22] S.V. Tolokonnikov, S. Kamedzhiev, D. Voytenkov, S. Krewald, and E.E. Saperstein, *Phys. Rev. C* **84**, 064324 (2011).
- [23] S.V. Tolokonnikov, S. Kamedzhiev, S. Krewald, E.E. Saperstein, and D. Voitenkov, *Eur. Phys. J. A* **48**, 70 (2012).
- [24] M. Baldo, P.F. Bortignon, G. Coló, D. Rizzo, and L. Sciacchitano, *J. Phys. G: Nucl. Phys.* **42**, 085109 (2015).
- [25] S. Raman, C.W. Nestor Jr., and P. Tikkanen, *At. Data Nucl. Data Tables* **78**, 1 (2001).
- [26] A. Bohr and B.R. Mottelson, *Nuclear Structure* (Benjamin, New York, 1974.), Vol. 2.
- [27] M. Wang, G. Audi, A.H. Wapstra, F.G. Kondev, M. MacCormick, X. Xu, and B. Pfeiffer, *Chinese Physics C*, **36**, 1603 (2012).