

Electrostatic solitary waves in an electron-positron pair plasma with suprathermal electrons

A. Danehkar^{1,2, a}

¹*Centre for Plasma Physics, Queen's University Belfast, Belfast BT7 1NN, UK*

²*Department of Physics and Astronomy, Macquarie University, Sydney, NSW 2109, Australia*
(Received: 19 August 2017; Accepted: 11 October 2017; Published: 26 October 2017)

The nonlinear propagation of electrostatic solitary waves is studied in a collisionless electron-positron pair plasma consisting of adiabatic cool electrons, mobile cool positrons (or electron holes), hot suprathermal electrons described by a κ distribution, and stationary ions. The linear dispersion relation derived for electrostatic waves demonstrates a weak dependence of the phase speed on physical conditions of positrons in appropriate ranges of parameters. The Sagdeev's pseudopotential approach is used to obtain the existence of electrostatic solitary wave structures, focusing on how their characteristics depend on the physical conditions of positrons and suprathermal electrons. Both negative and positive polarity electrostatic solitary waves are found to exist in different ranges of Mach numbers. As the positrons constitute a small fraction of the total number density, they slightly affect the existence domains. However, the positrons can significantly change the wave potential at a fixed soliton speed. The results indicate that the positive potential can greatly be grown by increasing the electron suprathermality (lower κ) at a fixed true Mach number. It is found that a fraction of positrons maintain the generation of positive polarity electrostatic solitary waves in the presence of suprathermal electrons in pair plasmas.

PACS numbers: 52.27.Ep, 52.35.Fp, 52.35.Mw, 52.35.Sb

I. INTRODUCTION

Electron-positron (e-p) pair plasmas are present in many astrophysical environments such as the solar wind [1–6], the Earth's magnetosphere [7, 8], pulsars [9, 10], and microquasars [11]. Moreover, e-p plasmas can be created by ultra-intense laser interaction with matter in the laboratory [12–16]. The long-lived runaway positrons can also be generated in post-disruption tokamak plasmas [17]. In dense astrophysical environments, ions usually exist in addition to electrons and positrons, for example, nearby hot white dwarfs and microquasar [18, 19]. Energetic electrons, accelerated to high suprathermal energies, are also found to be produced in ultra-intense laser fields [12], tokamaks [20], the solar wind [21, 22], and the Earth's magnetosphere [23]. In particular, the energy distribution of suprathermal electrons in solar flares was found to be well described by a power law with a maximum high-energy cutoff of 3 GeV [22]. Hence, studying e-p pair plasmas with suprathermal electrons are important for both laboratory and astrophysical plasmas.

Electrostatic waves usually occur in a plasma containing distinct electron populations with different temperatures [24–27], namely *cool* electrons, T_c , and *hot* electrons, T_h . The cool electron motion provides the inertia required to maintain electrostatic oscillations, while the hot electron pressure produces the restoring force for electrostatic waves propagating at a phase speed between the cool and hot electron thermal velocities. In

such a plasma, the ions can be assumed to make a stationary background providing charge neutrality. It is found that Landau damping is minimized if the cool electron fraction of the total number density of electrons is in the range of $0.2 \lesssim n_c/(n_c + n_h) \lesssim 0.8$ and the hot electron temperature is much higher than the cool electron temperature $T_h/T_c \gg 10$ [26–29]. The dynamics of electron-acoustic waves in a two-electron-temperature plasma have been studied by many authors [24–28]. Moreover, linear and nonlinear studies of electron-acoustic waves in the presence of suprathermal (or non-thermal) electrons have received a great deal of interest in recent years, both in unmagnetized [29–31] and in magnetized plasmas [32, 33]. Negative polarity electrostatic wave structures were found to exist in a two-electron-temperature plasma with excess suprathermal electrons [31, 32], which are associated with the inertia of mobile cold electrons. However, positive polarity electrostatic waves moving at velocities comparable to electrons have been reported in the auroral magnetosphere [34, 35]. Inclusion of a beam component [36, 37] or finite inertia [38, 39] may lead to a positive polarity electrostatic wave. Alternatively, a fraction of mobile positrons (or electron holes), which are created by the solar wind, may maintain the inertia for the propagation of positive polarity electrostatic waves. Interestingly, a considerable fraction of positrons has been recently observed at the solar wind: $\phi(e^+)/(\phi(e^+) + \phi(e^-)) \lesssim 0.1$ at energies 0.04–1 GeV [1–6]. Moreover, a significant positron density has been measured in laser-plasma experiences: $n(e^+)/n(e^+) + n(e^-) \sim 0.05\text{--}0.1$ in ~ 10 MeV [14] and $\sim 0.01\text{--}0.1$ in 150 MeV [15]. The experimental temperature of positrons was measured to be roughly half of the effective electron temperature in ultra-intense laser

^a E-mail address: ashkbiz.danehkar@cfa.harvard.edu;
Present address: Harvard-Smithsonian Center for Astrophysics,
60 Garden Street, Cambridge, MA 02138, USA

fields [14] (In this paper, $T_p \sim T_c$, while $T_p/T_h \ll 0.1$ to minimize Landau damping; see Ref. 40). The positron effect may have important implications for the dynamics of positive polarity electrostatic waves of the auroral magnetosphere.

The propagation of electrostatic waves in e-p pair plasmas can also be supported by the inertia of mobile cool positrons, while background hot electrons act as the restoring force. Interestingly, the coherent microwave radiation has been reported in pulsars [41, 42], which is assumed to be originated from electric fields of e-p pair plasma over the polar caps of neutron stars [43, 44]. It was proposed that coherent pulsar radio emissions could be due to nonlinear electrostatic solitary oscillations generated by effective electron-positron streams on the polar caps in rotating magnetized neutron stars [45]. Studies of e-p pair plasmas demonstrated that electrostatic solitary waves can be generated [40], though a Maxwellian distribution was assumed. A number of papers have also been devoted to the linear and nonlinear dynamics of electron-acoustic waves [46, 47], electrostatic waves [48–55], and in the presence of suprathermal (and non-thermal) electrons [46, 50, 52] in e-p pair plasmas. Moreover, the propagation of ion-acoustic waves [56–59], and dust-acoustic waves [60–62] have recently been studied in e-p plasmas. However, the nonlinear dynamics and the existence domains of electrostatic solitary waves have not fully been investigated in the presence of positrons. It is important to study the occurrence of electrostatic solitary wave structures in e-p pair plasmas with suprathermal electrons, which may lead to the (co-)existence of positive and negative polarity electrostatic waves similar to what observed in the Earth’s magnetosphere [34, 35], as well as a possible explanation for coherent pulsar radio emissions [45].

In this paper, we aim to explore the effect of mobile cool positrons (electron holes) on electrostatic solitary waves in an e-p pair plasma with suprathermal electrons. In Section II, a two-fluid model is presented. In Section III, a dispersion relation is derived. In Section IV, a nonlinear pseudopotential (Sagdeev) method is used to investigate the existence of large-amplitude electrostatic solitary waves. Section V is devoted to a parametric investigation of the nonlinear form and the characteristics of electrostatic solitary wave structures. Finally, our results are summarized in the concluding section VI.

II. THEORETICAL MODEL

We consider a 1-D collisionless, four-component plasma consisting of cool inertial background electrons (at temperature $T_c \neq 0$), mobile cool positrons (or electron holes; at temperature $T_p \neq 0$), inertialess hot suprathermal electrons modeled by a κ -distribution (at temperature $T_h \gg T_c, T_p$), and uniformly distributed stationary ions.

The cool electrons and positrons are governed by the

following fluid equations:

$$\frac{\partial n_c}{\partial t} + \frac{\partial(n_c u_c)}{\partial x} = 0, \quad (1)$$

$$\frac{\partial u_c}{\partial t} + u_c \frac{\partial u_c}{\partial x} = \frac{e}{m_e} \frac{\partial \phi}{\partial x} - \frac{1}{m_e n_c} \frac{\partial p_c}{\partial x}, \quad (2)$$

$$\frac{\partial p_c}{\partial t} + u_c \frac{\partial p_c}{\partial x} + \gamma p_c \frac{\partial u_c}{\partial x} = 0, \quad (3)$$

$$\frac{\partial n_p}{\partial t} + \frac{\partial(n_p u_p)}{\partial x} = 0, \quad (4)$$

$$\frac{\partial u_p}{\partial t} + u_p \frac{\partial u_p}{\partial x} = -\frac{e}{m_p} \frac{\partial \phi}{\partial x} - \frac{1}{m_p n_p} \frac{\partial p_p}{\partial x}, \quad (5)$$

$$\frac{\partial p_p}{\partial t} + u_p \frac{\partial p_p}{\partial x} + \gamma p_p \frac{\partial u_p}{\partial x} = 0, \quad (6)$$

where n , u and p are the number density, the velocity and the pressure of the cool electrons and positrons (denoted by indices ‘ c ’ and ‘ p ’, respectively), ϕ is the electrostatic wave potential, e the elementary charge, m_e the electron mass, m_p the positron mass, and $\gamma = (f + 2)/f$ denotes the specific heat ratio for f degrees of freedom. For the adiabatic cool electrons and positrons in one-dimensional ($f = 1$), we get $\gamma = 3$. Through this paper, we assume that $m_e = m_p$.

Following Eq. 1 in Ref. 31, the κ -distribution expression is obtained for the number density of the hot suprathermal electrons:

$$n_h(\phi) = n_{h,0} \left[1 - \frac{e\phi}{k_B T_h (\kappa - \frac{3}{2})} \right]^{-\kappa+1/2}, \quad (7)$$

where $n_{h,0}$ and T_h are the equilibrium number density and the temperature of the hot electrons, respectively, k_B the Boltzmann constant, and the spectral index κ measures the deviation from thermal equilibrium. For reality of the characteristic modified thermal velocity, $[(2\kappa - 3)k_B T_h / \kappa m_e]^{1/2}$, the spectral index must take $\kappa > 3/2$. The suprathermality is measured by the spectral index κ , describing how it deviates from a Maxwellian distribution, i.e., low values of κ are associated with a significant suprathermality; on the other hand, a Maxwellian distribution is recovered in the limit $\kappa \rightarrow \infty$.

The ions are assumed to be immobile in a uniform state, i.e., $n_i = n_{i,0} = \text{const.}$ at all times, where $n_{i,0}$ is the undisturbed ion density. The plasma is quasi-neutral at equilibrium, so $Zn_{i,0} + n_{p,0} = n_{c,0} + n_{h,0}$, that implies

$$Zn_{i,0}/n_{c,0} = 1 + \alpha - \beta, \quad (8)$$

where we have defined the hot-to-cool electron density ratio as $\alpha = n_{h,0}/n_{c,0}$, and the positron-to-cool electron density ratio as $\beta = n_{p,0}/n_{c,0}$, while $n_{c,0}$ and $n_{p,0}$ are the equilibrium number densities of the cool electrons and positrons, respectively. Electrostatic waves are weakly damped in the range of $0.2 \lesssim n_{c,0}/(n_{c,0} + n_{h,0}) \lesssim 0.8$ [26–29], so $0.25 \leq \alpha \leq 4$. This region may permit the propagation of nonlinear electrostatic structures. As the positron fraction has been measured to be

$\phi(e^+)/(\phi(e^+) + \phi(e^-)) \lesssim 0.1$ in low energy solar wind observations [1–3, 5] and $n(e^+)/n(e^+) + n(e^-) \sim 0.05$ – 0.1 in some laser-plasma experiences [14, 15], we assume $\beta \lesssim 0.06$.

All four components are coupled via the Poisson's equation:

$$\frac{\partial^2 \phi}{\partial x^2} = -\frac{e}{\varepsilon_0} (Zn_i + n_p - n_c - n_h), \quad (9)$$

where ε_0 is the permittivity constant.

Scaling by appropriate quantities, we arrive at a fluid system of our model in a dimensionless form for the cool electrons and the positrons, respectively:

$$\frac{\partial n}{\partial t} + \frac{\partial(nu)}{\partial x} = 0, \quad (10)$$

$$\frac{\partial u}{\partial t} + u \frac{\partial u}{\partial x} = \frac{\partial \phi}{\partial x} - \frac{\sigma}{n} \frac{\partial p}{\partial x}, \quad (11)$$

$$\frac{\partial p}{\partial t} + u \frac{\partial p}{\partial x} + 3p \frac{\partial u}{\partial x} = 0, \quad (12)$$

$$\frac{\partial n_p}{\partial t} + \frac{\partial(n_p u_p)}{\partial x} = 0, \quad (13)$$

$$\frac{\partial u_p}{\partial t} + u_p \frac{\partial u_p}{\partial x} = -\frac{\partial \phi}{\partial x} - \frac{\theta}{n_p} \frac{\partial p_p}{\partial x}, \quad (14)$$

$$\frac{\partial p_p}{\partial t} + u_p \frac{\partial p_p}{\partial x} + 3p_p \frac{\partial u_p}{\partial x} = 0. \quad (15)$$

The dimensionless Poisson's equation takes the following form:

$$\frac{\partial^2 \phi}{\partial x^2} = -(1 + \alpha - \beta) + n - \beta n_p + \alpha \left(1 - \frac{\phi}{\kappa - \frac{3}{2}}\right)^{-\kappa+1/2}, \quad (16)$$

where n and n_p denote the fluid density variables of the cool electrons and positrons normalized with respect to $n_{c,0}$ and $n_{p,0}$, respectively, u and u_p the velocity variables of the cool electrons and positrons scaled by the hot electron thermal speed $c_{th} = (k_B T_h / m_e)^{1/2}$, p and p_p the pressure variables of the cool electrons and positrons normalized with respect to $n_{c,0} k_B T_c$ and $n_{p,0} k_B T_p$, respectively, and the wave potential ϕ by $k_B T_h / e$, time and space scaled by the plasma period $\omega_{pc}^{-1} = (n_{c,0} e^2 / \varepsilon_0 m_e)^{-1/2}$ and the characteristic length $\lambda_0 = (\varepsilon_0 k_B T_h / n_{c,0} e^2)^{1/2}$, respectively. We have defined the cool-to-hot electron temperature ratio as $\sigma = T_c / T_h$, and the positron-to-hot electron temperature ratio as $\theta = T_p / T_h$. Landau damping is minimized if $\sigma = T_c / T_h \ll 0.1$ [26–28], and the same for the cool positrons, i.e., $\theta = T_p / T_h \ll 0.1$ (see Ref. 40), and typically $T_p / T_c \sim 0.5$ in some laser-plasma experiences [14].

III. LINEAR DISPERSION RELATION

To obtain the linear dispersion relation, we substitute linearized forms of Eqs. (10)–(15) to the Poisson's

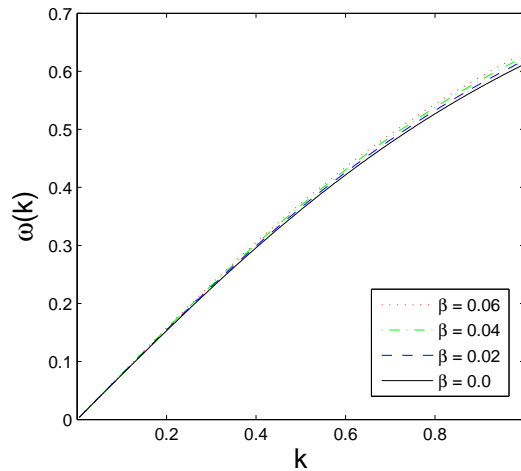


FIG. 1. Variation of the dispersion curve for different values of the positron-to-cool electron density ratio β . Curves from bottom to top: $\beta = 0.0$ (solid), 0.02 (dashed), 0.04 (dot-dashed curve), and 0.06 (dotted curve). Here, $\alpha = 1$, $\kappa = 3$, $\theta = 0.01$ and $\sigma = 0$.

equation (16) and restrict up to the first order, which yield:

$$1 + \frac{k_{D,\kappa}^2}{k^2} = \frac{1}{\omega^2 - 3\sigma k^2} + \frac{\beta}{\omega^2 - 3\theta k^2}. \quad (17)$$

where the appearance of a normalized κ -dependent screening factor (scaled Debye wavenumber) $k_{D,\kappa}$ is defined by

$$k_{D,\kappa} \equiv \frac{1}{\lambda_{D,\kappa}} \equiv \left[\frac{\alpha(\kappa - \frac{1}{2})}{\kappa - \frac{3}{2}} \right]^{1/2}. \quad (18)$$

Eq. (17) contains a suprathermality term, a Langmuir wave mode, and a positron wave mode. In this equation, $\sqrt{3\sigma}$ corresponds to the normalized cool electron thermal velocity, and $\sqrt{3\theta}$ is associated with the normalized positron thermal velocity. In the absence of the hot electrons, a linear dispersion is derived in agreement with Eq. 4 in Ref. 63 and Eq. 8 in Ref. 48. It is seen that the phase speed increases with higher cool-to-hot electron temperature ratio $\sigma = T_c / T_h$, in agreement with what found previously [31]. In the limit $\beta \rightarrow 0$ (in the absence of the positrons), we obtain Eq. (14) of 31. From Eq. (17), we see that the frequency $\omega(k)$, and hence the phase speed, increases with higher positron-to-hot electron temperature ratio $\theta = T_p / T_h$. However, this linear thermal effect may not be noticeable due to the range of parameters adopted here, i.e., low values of the positron-to-cool electron density ratio ($\beta \lesssim 0.06$).

In Figure 1, we plot the dispersion curve (17) in the electron cold limit ($\sigma = 0$), showing the effect of varying the values of the positron-to-cool electron charge density ratio β . It can be seen that an increase in the

positron parameter β weakly increases the phase speed (ω/k). Noting that the positron fraction in astrophysical plasmas, for example in the solar wind [5], is very small, its effect on the small-amplitude wave solutions is negligible. Otherwise, a large fraction of the positron fraction can significantly modify the dispersion relation. Previously, we found that the dispersion relation and the condition for Landau damping are considerably changed, when the plasma is dominated by hot κ -distributed electrons (see Figure 1 in Ref. 31). Similarly, increasing the number density of suprathermal hot electrons or/and the suprathermality (decreasing κ) also decreases the phase speed.

IV. NONLINEAR ANALYSIS

To obtain nonlinear wave solutions, we consider all fluid variables in a stationary frame traveling at a constant normalized velocity M (to be referred to as the Mach number), which implies the transformation $\xi = x - Mt$. This replaces the space and time derivatives with $\partial/\partial x = d/d\xi$ and $\partial/\partial t = -Md/d\xi$, respectively. Now equations (10) to (16) take the following form:

$$-M \frac{dn}{d\xi} + \frac{d(nu)}{d\xi} = 0, \quad (19)$$

$$-M \frac{du}{d\xi} + u \frac{du}{d\xi} = \frac{d\phi}{d\xi} - \frac{\sigma}{n} \frac{dp}{d\xi}, \quad (20)$$

$$-M \frac{dp}{d\xi} + u \frac{dp}{d\xi} + 3p \frac{du}{d\xi} = 0, \quad (21)$$

$$-M \frac{dn_p}{d\xi} + \frac{d(n_p u_p)}{d\xi} = 0, \quad (22)$$

$$-M \frac{du_p}{d\xi} + u_p \frac{du_p}{d\xi} = -\frac{d\phi}{d\xi} - \frac{\theta}{n_p} \frac{dp_p}{d\xi}, \quad (23)$$

$$-M \frac{dp_p}{d\xi} + u_p \frac{dp_p}{d\xi} + 3p_p \frac{du_p}{d\xi} = 0, \quad (24)$$

$$\begin{aligned} \frac{d^2\phi}{d\xi^2} = & -(1 + \alpha - \beta) + n - \beta n_p \\ & + \alpha \left(1 - \frac{\phi}{\kappa - \frac{3}{2}}\right)^{-\kappa+1/2}, \end{aligned} \quad (25)$$

The equilibrium state is assumed to be reached at both infinities ($\xi \rightarrow \pm\infty$). Accordingly, we integrate Eqs. (19)–(24), apply the boundary conditions $n = 1$, $p = 1$, $u = 0$, $n_p = 1$, $p_p = 1$, $u_b = 0$ and $\phi = 0$ at infinities, and obtain

$$u = M[1 - (1/n)], \quad (26)$$

$$u = M - (M^2 + 2\phi - 3n^2\sigma + 3\sigma)^{1/2}, \quad (27)$$

$$u_p = M[1 - (1/n_p)], \quad (28)$$

$$u_p = M - (M^2 - 2\phi - 3n_p^2\theta + 3\theta)^{1/2}, \quad (29)$$

$$p = n^3, \quad p_p = n_p^3. \quad (30)$$

Combining Eqs. (26)–(30), one obtains the following bi-quadratic equations for the cool electron density and the positron density, respectively,

$$3\sigma n^4 - (M^2 + 2\phi + 3\sigma)n^2 + M^2 = 0, \quad (31)$$

$$3\theta n_p^4 - (M^2 - 2\phi + 3\theta)n_p^2 + M^2 = 0. \quad (32)$$

Eqs. (31) and (32) are respectively solved as follows:

$$\begin{aligned} n = & \frac{1}{2\sqrt{3\sigma}} \left[2\phi + (M + \sqrt{3\sigma})^2 \right]^{1/2} \\ & \pm \frac{1}{2\sqrt{3\sigma}} \left[2\phi + (M - \sqrt{3\sigma})^2 \right]^{1/2}, \end{aligned} \quad (33)$$

$$\begin{aligned} n_p = & \frac{1}{2\sqrt{3\theta}} \left[-2\phi + (M + \sqrt{3\theta})^2 \right]^{1/2} \\ & \pm \frac{1}{2\sqrt{3\theta}} \left[-2\phi + (M - \sqrt{3\theta})^2 \right]^{1/2}. \end{aligned} \quad (34)$$

Eq. (33) agrees with Eq. (29) derived in Ref. 31. From the boundary conditions, $n_c = n_p = 1$ at $\phi = 0$, it follows that the negative sign must be taken in equations (33) and (34). Moreover, the cool electrons and positrons are assumed to be supersonic for $M > \sqrt{3\sigma}$ and $M > \sqrt{3\theta}$, respectively, while the hot electrons are subsonic for $M < 1$.

Reality of the cool electron density variable imposes the requirement $2\phi + (M - \sqrt{3\sigma})^2 > 0$ that implies a lower boundary on the electrostatic potential value $\phi > \phi_{\max(-)} = -\frac{1}{2}(M - \sqrt{3\sigma})^2$ associated with negative polarity solitary structures. However, reality of the positron density variable imposes $-2\phi + (M - \sqrt{3\theta})^2 > 0$, implying a higher boundary on the electrostatic potential value $\phi < \phi_{\max(+)} = \frac{1}{2}(M - \sqrt{3\theta})^2$ associated with positive polarity solitary structures.

Substituting Eqs. (33)–(34) into the Poisson's equation (16), multiplying the resulting equation by $d\phi/d\xi$, integrating and taking into account the conditions at infinities ($d\phi/d\xi \rightarrow 0$) yield a pseudo-energy balance equation:

$$\frac{1}{2} \left(\frac{d\phi}{d\xi} \right)^2 + \Psi(\phi) = 0, \quad (35)$$

where the Sagdeev pseudopotential $\Psi(\phi)$ is given by

$$\begin{aligned} \Psi(\phi) = & \alpha \left[1 - \left(1 + \frac{\phi}{-\kappa + \frac{3}{2}} \right)^{-\kappa+3/2} \right] + (1 + \alpha - \beta)\phi \\ & + \frac{1}{6\sqrt{3\sigma}} \left[(M + \sqrt{3\sigma})^3 - (M - \sqrt{3\sigma})^3 \right. \\ & \left. - (2\phi + [M + \sqrt{3\sigma}]^2)^{3/2} \right. \\ & \left. + (2\phi + [M - \sqrt{3\sigma}]^2)^{3/2} \right] \\ & - \frac{\beta}{6\sqrt{3\theta}} \left[(M + \sqrt{3\theta})^3 - (M - \sqrt{3\theta})^3 \right. \\ & \left. - (-2\phi + [M + \sqrt{3\theta}]^2)^{3/2} \right. \\ & \left. + (-2\phi + [M - \sqrt{3\theta}]^2)^{3/2} \right]. \end{aligned} \quad (36)$$

In the absence of the positrons ($\beta \rightarrow 0$), we exactly recover the pseudopotential equation derived for electron-acoustic waves with suprathermal electrons [31].

For the existence of solitons, we require that the origin at $\phi = 0$ is a root and a local maximum of Ψ in Eq. (36), i.e., $\Psi(\phi) = 0$, $\Psi'(\phi) = 0$ and $\Psi''(\phi) < 0$ at $\phi = 0$, where primes denote derivatives with respect to ϕ . It is easily seen that the first two constraints are satisfied. We thus impose the condition $F_1(M) = -\Psi''(\phi)|_{\phi=0} > 0$, and we get

$$F_1(M) = \frac{\alpha(\kappa - \frac{1}{2})}{\kappa - \frac{3}{2}} - \frac{1}{(M^2 - 3\sigma)} - \frac{\beta}{(M^2 - 3\theta)}. \quad (37)$$

Eq. (37) provides the minimum value for the Mach number, $M_1(\kappa, \alpha, \sigma, \beta, \theta)$. In the limit $\beta \rightarrow 0$ (without the positrons), equation (37) takes the form of Eq. (34) in Ref. 31.

An upper limit for M is determined from the fact that the cool electron density becomes complex at negative potentials lower than $\phi_{\max(-)} = -\frac{1}{2}(M - \sqrt{3\sigma})^2$ for negative polarity waves, and the cool positron density at positive potentials higher than $\phi_{\max(+)} = \frac{1}{2}(M - \sqrt{3\theta})^2$ for positive polarity waves. Thus, the largest negative soliton amplitude satisfies $F_2(M) = \Psi(\phi)|_{\phi=\phi_{\max(-)}} > 0$, whereas the largest positive soliton amplitude fulfills $F_2(M) = \Psi(\phi)|_{\phi=\phi_{\max(+)}} > 0$. These yield the following equation for the upper limit in M for negative polarity electrostatic soliton existence associated with cool electrons,

$$\begin{aligned} F_2^{(-)}(M) = & -\frac{1}{2}(1 + \alpha - \beta)(M - \sqrt{3\sigma})^2 + M^2 + \sigma \\ & + \alpha \left[1 - \left(1 + \frac{[M - \sqrt{3\sigma}]^2}{2\kappa - 3} \right)^{-\kappa + 3/2} \right] \\ & - \frac{\beta}{6\sqrt{3\theta}} \left([(M - \sqrt{3\theta})^2 - (M - \sqrt{3\sigma})^2]^{3/2} \right. \\ & \left. - [(M + \sqrt{3\theta})^2 - (M - \sqrt{3\sigma})^2]^{3/2} \right) \\ & - \beta M^2 - \beta\theta - \frac{4}{3}M^{3/2}(3\sigma)^{1/4}, \end{aligned} \quad (38)$$

and the following equation for positive polarity electrostatic soliton existence associated with positrons,

$$\begin{aligned} F_2^{(+)}(M) = & \frac{1}{2}(1 + \alpha - \beta)(M - \sqrt{3\theta})^2 + M^2 + \sigma \\ & + \alpha \left(1 - \left[1 - \frac{(M - \sqrt{3\theta})^2}{2\kappa - 3} \right]^{-\kappa + 3/2} \right) \\ & + \frac{1}{6\sqrt{3\sigma}} \left([(M - \sqrt{3\sigma})^2 + (M - \sqrt{3\theta})^2]^{3/2} \right. \\ & \left. - [(M + \sqrt{3\sigma})^2 + (M - \sqrt{3\theta})^2]^{3/2} \right) \\ & - \beta M^2 - \beta\theta + \frac{4}{3}\beta M^{3/2}(3\theta)^{1/4}. \end{aligned} \quad (39)$$

Solving equations (38) and (39) provide the upper limit $M_2(\kappa, \alpha, \sigma, \beta, \theta)$ for acceptable values of the Mach number for negative and positive polarity solitons to exist.

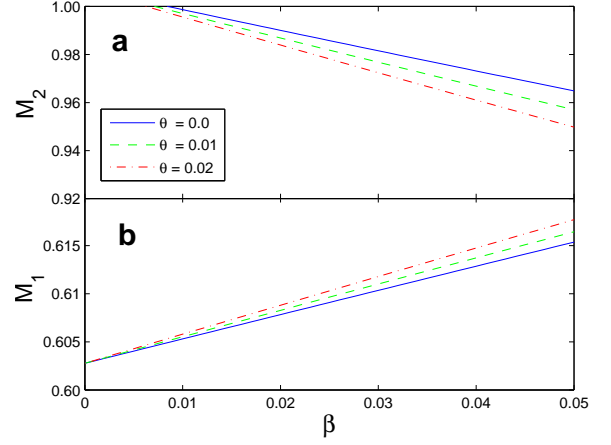


FIG. 2. Variation of the lower limit M_1 (lower curves; panel b) and the upper limit M_2 (upper curves; panel a) of the negative polarity electrostatic solitons with the positron-to-cool electron density ratio β for different values of the positron-to-hot electron temperature ratio θ . Solitons may exist for values of the Mach number M in the region between the lower and the upper curve(s) of the same style/color. (a-b) Curves: $\theta = 0.0$ (solid), 0.01 (dashed), and 0.02 (dot-dashed). Here, $\kappa = 2$, $\alpha = 1$ and $\sigma = 0.01$.

The cool electrons can generally support a negative supersonic electrostatic wave, while the positrons may provide the inertia to support a positive polarity electrostatic wave. Hence, the upper limit of negative polarity electrostatic solitons can be determined from Eq. (38), while the upper limit of positive polarity electrostatic solitons may be obtained from Eq. (39). In the absence of the positrons, Eq. (38) yields exactly Eq. (36) in Ref. 31. Taking a Maxwellian distribution ($\kappa \rightarrow \infty$) and without the positrons ($\beta \rightarrow 0$), equations (37) and (38) take the form of Eqs. (37) and (38) in Ref. 31.

Figure 2 shows the range of allowed Mach numbers for negative polarity electrostatic solitary waves with different parameters: the positron-to-hot electron temperature ratio, θ , and the positron-to-cool electron density ratio, β . The lower limit (M_1) and the upper limit (M_2) of Mach numbers are obtained from numerically solving equations (37) and (38), respectively. We see that there is a small difference between the model including the positrons and the model without the positrons ($\beta \rightarrow 0$). As the positron is assumed to have a very small fraction of the total charge ($\beta \lesssim 0.06$) and a cool temperature ($\theta \ll 0.1$), they cannot have a significant role in the dynamics of electron-acoustic waves in the model adopted here. Hence, the existence domain of electron-acoustic (negative polarity electrostatic) solitary waves are not largely affected by the cool positrons.

The soliton existence regions for positive polarity electrostatic solitary waves are shown in Fig. 3 for different parameters. Solitary structures of the electrostatic potential may occur in the range $M_1 < M < M_2$, which

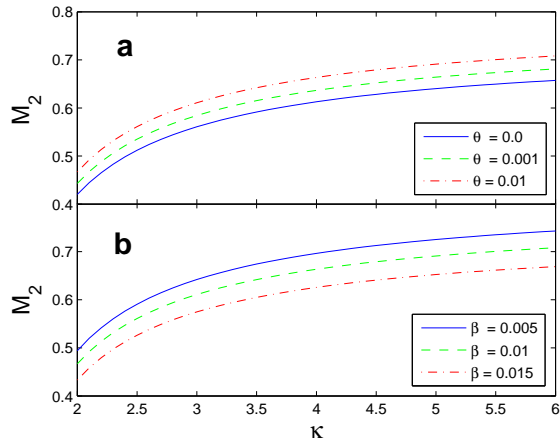


FIG. 3. Variation of the upper limit M_2 of the positive polarity electrostatic solitons with the spectral index κ for different values of (a) the positron-to-hot electron temperature ratio θ and (b) the positron-to-cool electron density ratio β . Upper panel: $\theta = 0.0$ (solid), 0.001 (dashed), and 0.01 (dot-dashed). Here, $\alpha = 1$ and $\beta = \sigma = 0.01$. Lower panel: $\beta = 0.005$ (solid), 0.01 (dashed), and 0.015 (dot-dashed). Here, $\alpha = 1$ and $\sigma = \theta = 0.01$.

depends on the parameters θ , β , and κ . Moreover, we assume that the cool electrons and positrons are supersonic ($M > \sqrt{3\sigma}$ and $M > \sqrt{3\theta}$, respectively), while the hot electrons are subsonic ($M < 1$). We used Eq. (37) to obtain the lower limit for negative polarity solitons. This equation may also have another solution, which could yield the lower Mach number limit for positive polarity solitary structures. However, we noticed that Mach numbers of positive polarity solitons cannot be constrained by Eq. (37) due to the small values of the density ratio β . Therefore, the lower limit (M_1) is found to be at about $\sqrt{3\sigma}$. The positive potential solitons numerically derived from Eq. (36) cannot also produce any solutions for Mach numbers less than $\sqrt{3\sigma}$ in the adopted parameter ranges of the positrons.

As seen in Fig. 3, the upper limit (M_2) of positive polarity solitons is slightly increased with an increase in the positron-to-hot electron temperature ratio θ and a decrease in the positron-to-cool electron density ratio β . However, the effect is not significant, and also dissimilar to how the hot-to-cool electron density ratio (α) affects electron-acoustic waves [31]. This negligible effect is mostly attributed to the small fraction of positrons and their cool temperatures in the e-p plasma system.

Figure 3 also depicts the upper limit (M_2) of allowed Mach numbers as a function of κ , for various values of θ and β . As seen, increasing κ toward a Maxwellian distribution ($\kappa \rightarrow \infty$) increases the upper limit (M_2) and broadens the Mach number range. It can be seen that positive polarity solitons are generated in narrower ranges of Mach numbers as hot electron suprathermal-ity becomes stronger. This conclusion is similar to what

found in electron-acoustic solitary waves with suprathermal electrons [31].

V. NONLINEAR WAVE STRUCTURES

To consider the nonlinear features of electrostatic wave structures, we have numerically solved Eq. (36) for various plasma parameters, in order to investigate their effects. We found that both negative and positive electric potentials arise in the ranges of allowed Mach numbers obtained for negative and positive polarity soliton existence domains in Section IV.

Figure 4(a) shows the variation of the pseudopotential $\Psi(\phi)$ of negative polarity solitons with the normalized negative potential ϕ , for different values of the positron-to-cool electron density ratio β (keeping $\alpha = 1$, $\sigma = \theta = 0.01$, $\kappa = 4.0$ and Mach number $M = 1.1$, all fixed). The electrostatic pulse ϕ shown in Fig. 4(b) is obtained via a numerical integration. The negative pulse amplitude decreases with increasing β . We algebraically determined the fluid density (Fig. 4c) and velocity disturbance (Fig. 4d) of the cool electrons, as well as the fluid density (Fig. 4e) and velocity disturbance (Fig. 4f) of the positrons. It is found that an increase in the positron-to-cool electron density ratio β decreases the disturbances and amplitudes of n_c , u_c , n_p and u_p in the negative polarity electrostatic mode. This means that increasing the positron density reduces the negative potential solitary waves, in agreement with the previous results [52]. We also note that the profiles become less steeper but broader.

Similarly, Figure 5(a) depicts the variation of the pseudopotential $\Psi(\phi)$ of positive polarity solitons associated with the positrons for different values of the positron-to-cool electron density ratio β (keeping $\alpha = 1$, $\sigma = \theta = 0.01$, $\kappa = 4.0$ and Mach number $M = 0.5$, all fixed). As seen in Fig. 5(b), that the positive pulse amplitude rises with an increase in β , in contrast to what we see in Fig. 4(b). Furthermore, an increase in β increases the disturbances, amplitudes and steepness of n_c , u_c , n_p and u_p in the positive polarity electrostatic mode. This means that increasing the positron density increases the positive potential solitary waves, which agrees with the results of Ref. 52 (they used $n_{p,0}/n_{h,0}$ rather than $\beta = n_{p,0}/n_{c,0}$).

The thermal effect of the positrons through $\theta = T_p/T_h$ is shown in Fig. 6. The soliton excitation ϕ is slightly amplified with an increase in the temperature ratio θ , which agrees with the results of Ref. 52 (they used T_h/T_p rather than $\theta = T_p/T_h$). Furthermore, an increase in θ slightly increases the disturbance of n_c and u_c (not shown here), however, significantly increases and steepens the disturbance of n_p and u_p in the positive polarity electrostatic mode (Fig. 6(c) and (d)). The temperature ratio θ does not make a significant contribution to the negative polarity electrostatic solitary waves due to the small value of β .

Figure 7(a) shows the pseudopotential $\Psi(\phi)$ of posi-

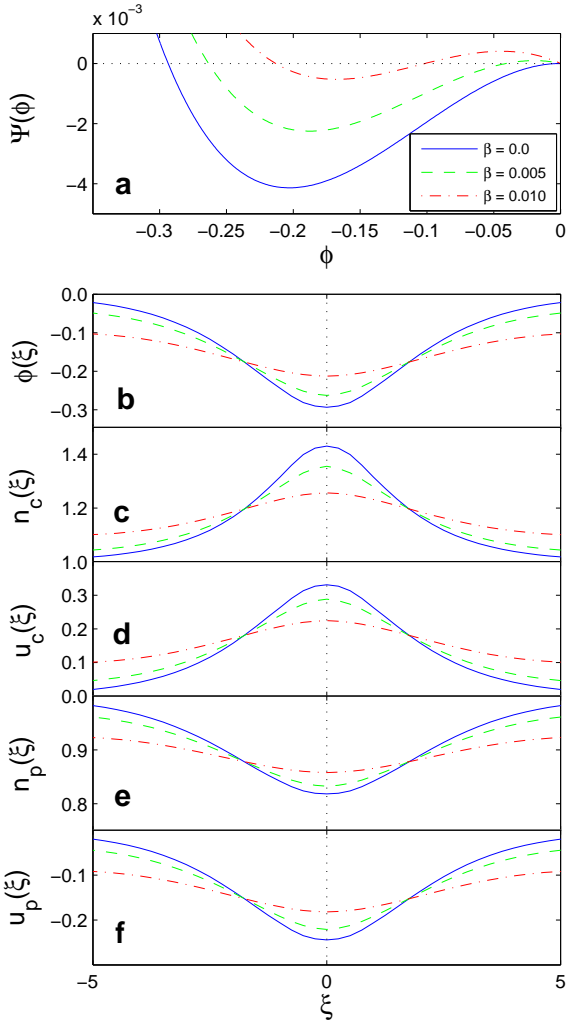


FIG. 4. (a) The pseudopotential $\Psi(\phi)$ of negative polarity electrostatic solitons and the associated solutions: (b) electric potential pulse ϕ , (c) density n_c and (d) velocity u_c of the cool electron fluid, and (e) density n_p and (f) velocity u_p of the positron fluid are depicted versus position ξ for different values of the positron-to-cool electron density ratio β . We have taken: $\beta = 0.0$ (solid curve), 0.005 (dashed curve), and 0.01 (dot-dashed curve). The other parameter values are: $\alpha = 1$, $\sigma = \theta = 0.01$, $\kappa = 4.0$ and $M = 1.1$.

tive polarity solitons for different values of the spectral index κ (keeping $\alpha = 1$, $\sigma = \theta = 0.01$, $\beta = 0.015$ and Mach number $M = 0.5$). The positive polarity electrostatic pulse shown in Fig. 7(b) is found to increase for lower κ , implying an amplification of the electric potential disturbance as the suprathermality increases. It can be seen that the positron fluid density (Fig. 7(c)) and velocity disturbance (Fig. 7(d)) are increased in the positive polarity electrostatic mode, and again, for lower κ values.

As inherently super-acoustic solitons are taken, it is important to see the effect of a varying true Mach num-

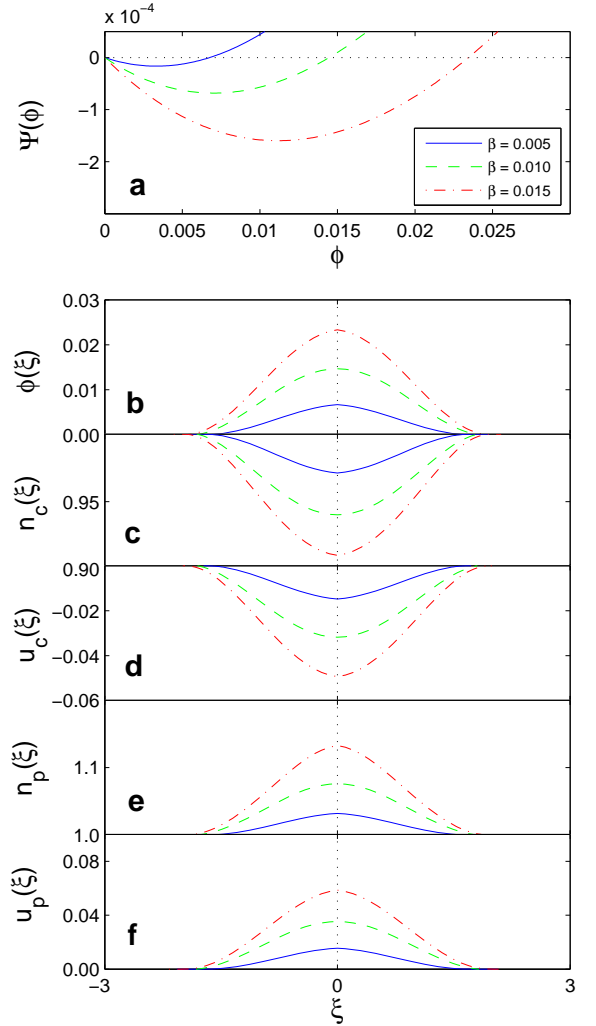


FIG. 5. (a) The pseudopotential $\Psi(\phi)$ of positive polarity electrostatic solitons and the associated solutions: (b) electric potential pulse ϕ , (c) density n_c and (d) velocity u_c of the cool electron fluid, and (e) density n_p and (f) velocity u_p of the positron fluid are depicted versus position ξ for different values of the positron-to-cool electron density ratio β . We have taken: $\beta = 0.005$ (solid curve), 0.010 (dashed curve), and 0.015 (dot-dashed curve). The other parameter values are: $\alpha = 1$, $\sigma = \theta = 0.01$, $\kappa = 4.0$ and $M = 0.5$.

ber, so we explore the pulse amplitude ϕ_m of the positive polarity electrostatic solitons as a function of the propagation speed M , measured relative to the true acoustic speed, M_1 . The variation of the soliton amplitude ϕ_m as a function of the true Mach number, M/M_1 , is numerically obtained from Eq. (36). Noting that the lower limit (M_1) for positive polarity solitary structures is about $\sqrt{3\sigma}$, we have plotted the soliton amplitude ϕ_m against the ratio $M/\sqrt{3\sigma}$, for a range of values of the parameter κ in Fig. 8. It is seen that the soliton amplitude ϕ_m increases with $M/\sqrt{3\sigma}$ for all values of κ . Moreover, the soliton amplitude increases with growing

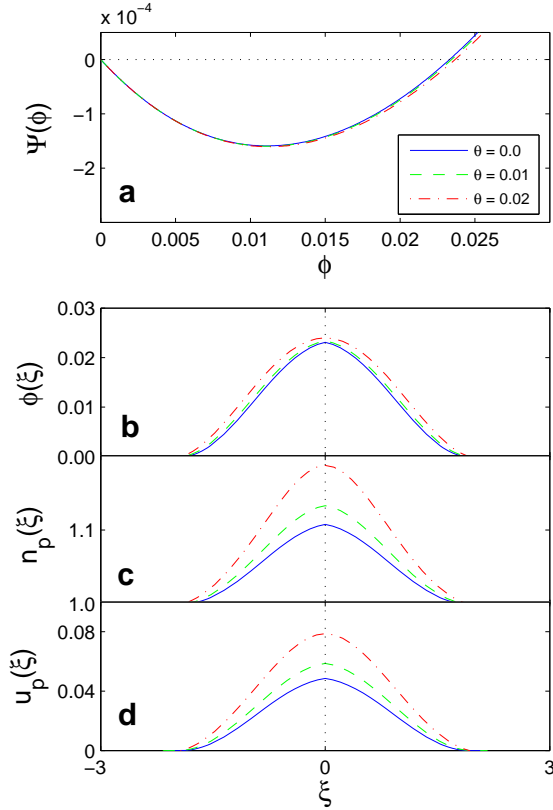


FIG. 6. (a) The pseudopotential $\Psi(\phi)$ of positive polarity electrostatic solitons and the associated solutions: (b) electric potential pulse ϕ , and (c) density n_p and (d) velocity u_p of the positron fluid are depicted versus position ξ for different values of the positron-to-hot electron temperature ratio θ . We have taken: $\theta = 0.0$ (solid curve), 0.01 (dashed curve), and 0.02 (dot-dashed curve). The other parameter values are: $\alpha = 1$, $\sigma = 0.01$, $\beta = 0.015$, $\kappa = 4.0$ and $M = 0.5$.

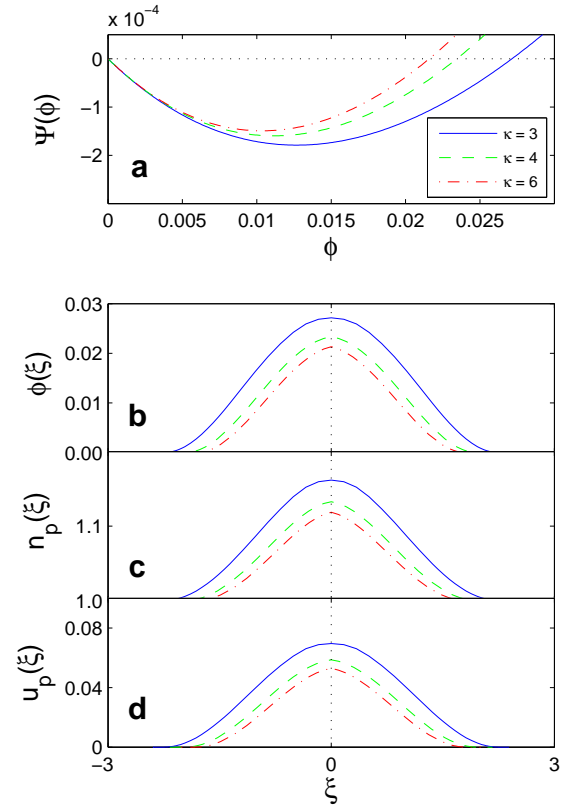


FIG. 7. (a) The pseudopotential $\Psi(\phi)$ of positive polarity electrostatic solitons and the associated solutions: (b) electric potential pulse ϕ , and (c) density n_p and (d) velocity u_p of the positron fluid are depicted versus position ξ , for different values of the spectral index κ . We have taken: $\kappa = 3$ (solid curve), 4 (dashed curve), and 6 (dot-dashed curve). The other parameter values are: $\alpha = 1$, $\sigma = \theta = 0.01$, $\beta = 0.015$ and $M = 0.5$.

the suprathermality (reducing κ) at a fixed true Mach number, $M/\sqrt{3\sigma}$, in contrast to the results obtained previously [31]. However, the maximum value of soliton amplitude is found to be for a Maxwellian distribution ($\kappa \rightarrow \infty$) at larger true Mach numbers ($M/\sqrt{3\sigma} > 4$).

VI. CONCLUSIONS

In this work, we have investigated nonlinear characteristics of electrostatic solitary wave structures in a collisionless plasma consisting of adiabatic cool electrons, mobile cool positrons (electron holes), hot κ -distributed electrons and immobile ions. We have derived a linear dispersion relation, and studied the effects of positron parameters on the dispersion characteristics, through the positron-to-cool electron density ratio β . It is found that the phase speed increases weakly with an increase in β (see Fig. 1). Similarly, in agreement with the previous finding [31], increasing suprathermality (decreasing κ)

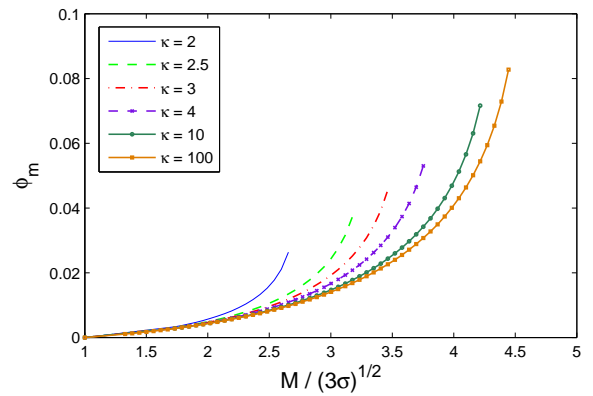


FIG. 8. The dependence of the pulse amplitude ϕ_m of positive polarity electrostatic solitons on the Mach number-to-sound-speed ratio $M/\sqrt{3\sigma}$ is depicted, for different values of the spectral index κ . From top to bottom: $\kappa = 2$ (solid curve); 2.5 (dashed curve); 3 (dot-dashed curve); 4 (crosses); 10 (circles); 100 (solid squares). Here, $\alpha = 1$ and $\sigma = \theta = \beta = 0.01$.

significantly reduces the phase speed.

The Sagdeev's pseudopotential technique was used to determine nonlinear structures and the range of allowed Mach numbers of electrostatic solitons. The results of this study indicate that increasing the positron-to-cool electron density ratio β and the positron-to-hot electron temperature ratio θ lead to a slightly narrowing of the Mach number range for negative polarity solitons (Fig. 2). Moreover, the upper Mach number limit for positive polarity solitons slightly decreases with increasing β and decreasing θ (Fig. 3). However, the lower Mach number limit for positive polarity solitons is found to be at about $\sqrt{3}\sigma$ in the parameter ranges of the positrons ($\beta \lesssim 0.06$ and $\theta \ll 0.1$). From Fig. 3 one can see that increasing κ toward a Maxwellian distribution increases the upper limit of Mach numbers for positive polarity solitons.

The e-p model predicts the existence of positive potential solitons associated with the positrons, in addition to negative potential solitons. It is found that increasing the positron-to-cool electron density ratio β decreases the normalized negative potential (Fig. 4), and increases the normalized positive potential (Fig. 5) in the ranges of allowed Mach numbers for negative and positive polarity solitons, respectively. The disturbances and amplitudes of cool electron density and cool electron velocity due to the solitary waves decrease with increasing β , as well as the disturbances and amplitudes of positron density and velocity decrease in the negative polarity electrostatic mode (Fig. 4). However, higher β increases and steepens the normalized positive potential, the disturbances and amplitudes of positron density and velocity, and cool electron density and velocity in the positive polarity electrostatic mode (Fig. 5). Therefore, increasing the positron density increases the electric potential amplitude in the positive polarity electrostatic mode, whereas decreases it in the negative polarity electrostatic (electron-acoustic) mode.

We also note that at fixed values of the normalized soliton speed, M , the amplitudes of the perturbations of

positron density and velocity are significantly increased and steepened with higher values of the positron-to-hot electron temperature ratio θ (Fig. 6). As the positrons constitute a small fraction of the total number density ($\beta \lesssim 0.06$), the normalized potential, cool electron density and velocity are trivially affected by θ . Therefore, thermal effects of the cool positrons are negligible for both negative and positive electric potentials.

From Fig. 7, it can be seen that the suprathermality can significantly raise the electric potential amplitude in the positive polarity electrostatic mode. This means that suprathermal electrons play a key role in rising a positive potential pulse from a tiny fraction of cool positrons. Therefore, we expect to have a strong positive polarity electrostatic wave when the suprathermality is stronger (lower κ). Fig. 8 demonstrates how the pulse amplitude of positive polarity electrostatic solitons rises with reducing the spectral index κ (higher suprathermality) at a fixed true Mach number ($M/\sqrt{3}\sigma$), while the soliton amplitude increases with the true Mach number for all values of κ .

In conclusion, the results of this study suggest that the dynamics of electrostatic solitary waves can be modified by a small fraction of cool positrons (or electron holes) in the presence of suprathermal electrons. The results of this study could have important implications for positive polarity electrostatic waves observed in the auroral magnetosphere [34, 35], as well as the formation of coherent radio emission in pulsars [41–45], where positrons and suprathermal electrons are present.

ACKNOWLEDGEMENTS

The author acknowledges the award of a postgraduate studentship from the Department for Employment and Learning (DEL) in Northern Ireland at the Queen's University Belfast, and a Research Excellence Scholarship from Macquarie University.

-
- [1] J. M. Clem, D. P. Clements, J. Esposito, P. Evenson, D. Huber, J. L'Heureux, P. Meyer, and C. Constantin, *Astrophys. J.* **464**, 507 (1996).
 - [2] R. J. Protheroe, *Astrophys. J.* **254**, 391 (1982).
 - [3] I. V. Moskalenko and A. W. Strong, *Astrophys. J.* **493**, 694 (1998), astro-ph/9710124.
 - [4] J. M. Clem, P. Evenson, D. Huber, R. Pyle, C. Lopate, and J. A. Simpson, *J. Geophys. Res.* **105**, 23099 (2000).
 - [5] O. Adriani, G. C. Barbarino, G. A. Bazilevskaya, R. Bellotti, M. Boezio, E. A. Bogomolov, L. Bonechi, M. Bongi, V. Bonvicini, S. Bottai, *et al.*, *Nature* **458**, 607 (2009), arXiv:0810.4995.
 - [6] O. Adriani, G. C. Barbarino, G. A. Bazilevskaya, R. Bellotti, M. Boezio, E. A. Bogomolov, M. Bongi, V. Bonvicini, S. Borisov, S. Bottai, *et al.*, *Phys. Rev. Lett.* **106**, 201101 (2011), arXiv:1103.2880 [astro-ph.HE].
 - [7] M. Ackermann, M. Ajello, A. Allafort, W. B. Atwood, L. Baldini, G. Barbiellini, D. Bastieri, K. Bechtol, R. Bellazzini, B. Berenji, *et al.*, *Phys. Rev. Lett.* **108**, 011103 (2012), arXiv:1109.0521 [astro-ph.HE].
 - [8] M. Aguilar, D. Aisa, A. Alvino, G. Ambrosi, K. Andeen, L. Arruda, N. Attig, P. Azzarello, A. Bachlechner, F. Barao, *et al.*, *Phys. Rev. Lett.* **113**, 121102 (2014).
 - [9] D. Hooper, P. Blasi, and P. Dario Serpico, *J. Cos. Astropart. Phys.* **1**, 025 (2009), arXiv:0810.1527.
 - [10] S. Profumo, *Central Eur. J. Phys.* **10**, 1 (2012), arXiv:0812.4457.
 - [11] T. Siebert, R. Diehl, J. Greiner, M. G. H. Krause, A. M. Beloborodov, M. C. Bel, F. Guglielmetti, J. Rodriguez, A. W. Strong, and X. Zhang, *Nature* **531**, 341 (2016), arXiv:1603.01169 [astro-ph.HE].

- [12] E. P. Liang, S. C. Wilks, and M. Tabak, *Phys. Rev. Lett.* **81**, 4887 (1998).
- [13] A. R. Bell and J. G. Kirk, *Phys. Rev. Lett.* **101**, 200403 (2008), arXiv:0808.2107 [hep-ph].
- [14] H. Chen, S. C. Wilks, J. D. Bonlie, E. P. Liang, J. Myatt, D. F. Price, D. D. Meyerhofer, and P. Beiersdorfer, *Phys. Rev. Lett.* **102**, 105001 (2009).
- [15] G. Sarri, W. Schumaker, A. Di Piazza, M. Vargas, B. Dromey, M. E. Dieckmann, V. Chvykov, A. Maksimchuk, V. Yanovsky, Z. H. He, *et al.*, *Phys. Rev. Lett.* **110**, 255002 (2013), arXiv:1304.5379 [physics.acc-ph].
- [16] G. Sarri, M. E. Dieckmann, I. Kourakis, A. di Piazza, B. Reville, C. H. Keitel, and M. Zepf, *J. Plasma Phys.* **81**, 455810401 (2015).
- [17] P. Helander and D. J. Ward, *Phys. Rev. Lett.* **90**, 135004 (2003).
- [18] T. Kotani, N. Kawai, M. Matsuoaka, and W. Brinkmann, *Publ. Astron. Soc. Japan* **48**, 619 (1996).
- [19] R. Lallement, B. Y. Welsh, M. A. Barstow, and S. L. Casewell, *Astron. Astrophys.* **533**, A140 (2011), arXiv:1108.3538.
- [20] P. V. Savrukhnin, *Phys. Rev. Lett.* **86**, 3036 (2001).
- [21] G. D. Holman, *Astrophys. J.* **586**, 606 (2003).
- [22] L. A. Fisk and G. Gloeckler, *Astrophys. J. Lett.* **640**, L79 (2006).
- [23] V. M. Vasyliunas, *J. Geophys. Res.* **73**, 2839 (1968).
- [24] K. Watanabe and T. Taniuti, *J. Phys. Soc. Japan* **43**, 1819 (1977).
- [25] R. L. Tokar and S. P. Gary, *Geophys. Res. Lett.* **11**, 1180 (1984).
- [26] S. P. Gary and R. L. Tokar, *Phys. Fluids* **28**, 2439 (1985).
- [27] R. L. Mace and M. A. Hellberg, *J. Plasma Phys.* **43**, 239 (1990).
- [28] R. L. Mace, G. Amery, and M. A. Hellberg, *Phys. Plasmas* **6**, 44 (1999).
- [29] T. K. Baluku, M. A. Hellberg, and R. L. Mace, *J. Geophys. Res. (Space Physics)* **116**, A04227 (2011).
- [30] S. Sultana and I. Kourakis, *Plasma Phys. Contr. Fusion* **53**, 045003 (2011).
- [31] A. Danekar, N. S. Saini, M. A. Hellberg, and I. Kourakis, *Phys. Plasmas* **18**, 072902 (2011), arXiv:1107.5226 [astro-ph.SR].
- [32] S. Sultana, I. Kourakis, N. S. Saini, and M. A. Hellberg, *Phys. Plasmas* **17**, 032310 (2010).
- [33] S. Sultana, I. Kourakis, and M. A. Hellberg, *Plasma Phys. Contr. Fusion* **54**, 105016 (2012), arXiv:1207.0028 [physics.plasm-ph].
- [34] L. Muschietti, R. E. Ergun, I. Roth, and C. W. Carlson, *Geophys. Res. Lett.* **26**, 1093 (1999).
- [35] C. Cattell, J. Crumley, J. Dombeck, J. R. Wygant, and F. S. Mozer, *Geophys. Res. Lett.* **29**, 1065 (2002).
- [36] M. Berthomier, R. Pottelle, M. Malingre, and Y. Khotyaintsev, *Phys. Plasmas* **7**, 2987 (2000).
- [37] R. L. Mace and M. A. Hellberg, *Phys. Plasmas* **8**, 2649 (2001).
- [38] T. Cattaert, F. Verheest, and M. A. Hellberg, *Phys. Plasmas* **12**, 042901 (2005).
- [39] F. Verheest, T. Cattaert, and M. A. Hellberg, *Space Sci. Rev.* **121**, 299 (2005).
- [40] F. Verheest, M. A. Hellberg, G. J. Gray, and R. L. Mace, *Astrophys. Space Sci.* **239**, 125 (1996).
- [41] P. A. Sturrock, *Astrophys. J.* **164**, 529 (1971).
- [42] M. A. Ruderman and P. G. Sutherland, *Astrophys. J.* **196**, 51 (1975).
- [43] J. Arons and E. T. Scharlemann, *Astrophys. J.* **231**, 854 (1979).
- [44] J. Arons, *Astrophys. J.* **266**, 215 (1983).
- [45] G. I. Melikidze, J. A. Gil, and A. D. Pataraya, *Astrophys. J.* **544**, 1081 (2000), astro-ph/0002458.
- [46] K. Jilani, A. M. Mirza, and J. Iqbal, *Astrophys. Space Sci.* **355**, 233 (2015).
- [47] A. Rafat, M. M. Rahman, M. S. Alam, and A. A. Mamun, *Astrophys. Space Sci.* **358**, 19 (2015).
- [48] C.-S. Jao and L.-N. Hau, *Phys. Rev. E* **86**, 056401 (2012).
- [49] I. J. Lazarus, R. Bharuthram, S. V. Singh, S. R. Pillay, G. S. Lakhina, and Lakhina, *J. Plasma Phys.* **78**, 621 (2012).
- [50] E. Saberian and A. Esfandyari-Kalejahi, *Phys. Rev. E* **87**, 053112 (2013).
- [51] C.-S. Jao and L.-N. Hau, *Phys. Rev. E* **89**, 053104 (2014).
- [52] K. Jilani, A. M. Mirza, and T. A. Khan, *Astrophys. Space Sci.* **349**, 255 (2014).
- [53] A. Mugemana, I. J. Lazarus, and S. Moolla, *Phys. Plasmas* **21**, 122119 (2014).
- [54] E. Saberian and A. Esfandyari-Kalejahi, *Astrophys. Space Sci.* **349**, 799 (2014), arXiv:1311.0193 [physics.plasm-ph].
- [55] D. Chatterjee and A. P. Misra, *Phys. Rev. E* **92**, 063110 (2015), arXiv:1508.06903 [physics.plasm-ph].
- [56] A. Esfandyari-Kalejahi, M. Mehdipoor, and M. Akbari Moghanjoughi, *Phys. Plasmas* **16**, 052309 (2009).
- [57] J. K. Chawla and M. K. Mishra, *Phys. Plasmas* **17**, 102315 (2010).
- [58] T. K. Baluku and M. A. Hellberg, *Plasma Phys. Contr. Fusion* **53**, 095007 (2011).
- [59] M. Ferdousi, S. Sultana, and A. A. Mamun, *Phys. Plasmas* **22**, 032117 (2015).
- [60] N. Jehan, W. Masood, and A. M. Mirza, *Phys. Scr.* **80**, 035506 (2009).
- [61] A. Esfandyari-Kalejahi, M. Afsari-Ghazi, K. Noori, and S. Irani, *Phys. Plasmas* **19**, 082308 (2012).
- [62] E. Saberian, A. Esfandyari-Kalejahi, and M. Afsari-Ghazi, *Plasma Phys. Rep.* **43**, 83 (2017).
- [63] F. Verheest, *Phys. Plasmas* **13**, 082301 (2006).