

Average Symmetry and Complexity of Binary Sequences

Roberto C. Alaminoc*

Mathematics Department, Aston University, Birmingham, B4 7ET, UK

The concept of complexity as average symmetry is here formalised by introducing a general expression dependent on the relevant symmetry and a related discrete set of transformations. This complexity has hybrid features of both statistical complexities and of those related to algorithmic complexity. Like the former, random objects are not the most complex while they still are more complex than the more symmetric ones (as in the latter). By applying this definition to the particular case of rotations of binary sequences, we are able to find a precise expression for it. In particular, we then analyse the behaviour of this measure in different well-known automatic sequences, where we find interesting new properties. A generalisation of the measure to statistical ensembles is also presented and applied to the case of i.i.d. random sequences and to the equilibrium configurations of the one-dimensional Ising model. In both cases, we find that the complexity is continuous and differentiable as a function of the relevant parameters and agrees with the intuitive requirements we were looking for.

I. INTRODUCTION

As in art, *symmetry* is a central concept in physics. Both its existence and its breaking underlie some of the most beautiful natural phenomena that we (partially) understand. Another less romantic concept, but equally important and ubiquitous, is *uncertainty*. Even before quantum mechanics shattered the dreams of a perfectly deterministic universe, probabilistic methods – the inherent result of uncertainty – provided us with Boltzmann and Gibbs’ powerful statistical physics. It is natural, and expected, that the two concepts should find some common ground of application.

Dealing with uncertainty requires thinking about average properties around which lack of information can be represented as the effect of noise. Attempts to attribute physical meaning to systems properties which remain invariant (symmetries) only on average under a certain transformation have been made before in different areas of physics, notably in dynamical systems [1] and condensed matter [2–4]. This kind of symmetry is sometimes called *statistical symmetry*, as it is usually a property of a whole ensemble of systems rather than of a single element of it. We call it here *average symmetry*. More recently, it has been proposed that average symmetry might be a key concept to characterise the complexity of a system, defining the latter as the amount of symmetry broken by the system *on average* [5].

In the literature, complexity measures appear in several varieties [6–8] and can be classified in two large groups: R-complexities, which associate high complexity to higher randomness of particular objects, and S-complexities, also called *statistical complexities*, which attribute higher complexity to *ensembles* of objects which are half-way between ordered and disordered according to some pre-specified criteria. Most of these measures can be shown to be related at a fundamental level to

Shannon’s entropy [6–8]. Their differences can be traced to the fact that each particular application leads to different perceptions of what should be called *complex* and the specific definitions try to capture the relevant features for that case.

Here we are using the word *system* in a very general sense, including static objects like crystal lattices without considering their dynamical degrees. We can obviously associate a unique binary sequence to every system that can be described (e.g., simply use the binary version of the computer file containing its description) once an appropriate encoding has been agreed upon. Therefore, to every system corresponds a non-unique (it depends on the particular code) *object* given by a binary chain.

The idea that complexity is related to symmetry follows naturally from minimal description formulations like algorithmic complexity [9], defined as the length of the shortest program that can reproduce an object. The program is effectively the best compression of the object as it should have a shorter encoding than it (otherwise, one can always use the object itself as the shortest program that reproduces it). Compression clearly depends on symmetry as, the more symmetric an object is, the less information one needs to reproduce it. Strictly speaking, random configurations will generally not be compressible and, therefore, will be more complex according to this measure. However, it is usually the case that natural systems which are too random (in the sense that their probability distributions are closer to uniform ones) have less interesting properties. This observation hints to the necessity of an alternative definition for complexity which would be more useful in physical, in addition to computational, contexts [10].

The present work is an attempt to formulate such general definition. The idea that complexity can be measured by average broken symmetry is here formalised and applied to the case of binary sequences. The restriction to this case simplifies the problem in the sense that it reduces the possible symmetries. In the present paper we will focus on the symmetry transformations given by translations of the sequences. For finite sequences, this is

* alaminrc@aston.ac.uk

better addressed by using periodic boundary conditions (PBC) and analysing the case of rotations. The case of infinite sequences is more subtle and our convention is to take the large size limit of an appropriate sequence with PBC. Other transformations will be briefly analysed, but will not be studied in depth.

Binary sequences are ubiquitous objects, especially in statistical physics. Chains or higher dimensional lattices with microscopic magnetic moments associated to each site have been initially used to model the magnetic properties of solids – the famous Ising model. These properties are usually defined by the arrangements of the electronic spins at those sites and, therefore, can only assume two states usually denoted by +1 and -1 (or up and down). The success of the Ising model led to similar models describing a large variety of interacting systems in which the individual units can assume only two states, including discrete gases [11] and even the collective decisions of voters [12]. The choice of states is simply a matter of convention. For instance, popular choices are $\{-1, +1\}$, $\{0, 1\}$ and $\{A, B\}$.

In section II we introduce a general definition of complexity for discrete sets of transformations. We then particularise this definition to the case of binary sequences under rotations in section III. How this expression is related to Kolmogorov (algorithmic) complexity is discussed in section IV. An analysis of the application of this measure to several binary sequences (including periodic and automatic sequences) is presented in section V. We briefly discuss other symmetries than rotations in section VI. Section VII generalises the measure to statistical ensembles of objects, an important case in statistical physics. Random sequences, including the equilibrium configurations of the one-dimensional Ising model, are studied here. Finally, we discuss the results and comment on the generalisation of the theory for higher dimensional objects in VIII.

II. COMPLEXITY MEASURE

The measure of complexity as average broken symmetry proposed in [5] was heuristically defined with the aim of reflecting all possible symmetries of two-dimensional binary objects. It was capable of capturing the intuitive features of complexity in different situations, including fractal distributions and dynamical scenarios. The method used local measurements to evaluate the symmetry properties of the objects under the transformations of the similarity group (rotations, translations and scalings), but its formulation was not easily generalisable to arbitrary transformations. In order to find a formulation which is amenable to generalisation, we need to take a step back and look deeper into what we actually mean by the word *complex*.

The meaning of being complex is an important, and generally unsolved, problem. The large number of different complexity measures, each one with relative success

for the applications they have been specially designed, suggests to us that complexity, like beauty, might ultimately be in the eyes of the beholder. More precisely, we will take the point of view that the characterisation of a system as being complex or not depends on which kind of features of the system the observer is interested in.

Although the above observation might seem obvious and trivial, it is generally not taken into consideration, especially if we notice that the existing complexity measures do not address this issue explicitly. For instance, much has been said about the dependence of complexity on scale. Some measurements are based on the change in some quantity as the coarse graining scale of the object is changed. In this case, the changes of an object upon coarse graining simply reflect a lack of scale invariance of the object. On the other hand, being scale-free means that, no matter how much one magnifies the object, spatial symmetry is equally broken or maintained. For these measurements, complexity clearly depends on *scaling symmetry*.

Therefore, our main suggestion is that the choice of interesting properties characterising the complexity of systems is in fact a choice of transformations and how symmetric the object is under their action. How much those symmetries are *not* obeyed will serve as a measure of the system's complexity. Accordingly, we start by considering a *discrete* set \mathcal{S} of transformations $A \in \mathcal{S}$ of an object σ representing the system. We are not restricting \mathcal{S} to be a group at this point. The reason is that not all transformations of a certain group might be interesting to characterise the system's complexity. We will discuss this matter in more detail later on.

The actual choice of \mathcal{S} depends on the particular application at hand and should capture *all* properties that are considered important to define complexity for a certain class of systems. As an example, one might be interested in the invariance of a certain Hamiltonian or Lagrangean of a physical system, which is different from the case of considering only the structural symmetry of a crystal lattice.

Therefore, we are interested in the invariance of a certain property $f(\sigma)$ of σ and how it compares to $f(\sigma')$, where $\sigma' = A\sigma$ is the transformed system. A measure of dissimilarity between them is needed. Once again, it might depend on the specific application. Let us call it $D(f(\sigma), f(\sigma'))$, the dissimilarity between the relevant property (properties) of σ and its transformed version σ' . If f remains invariant after σ is transformed by any element of \mathcal{S} , then D is always zero. Smaller variations in dissimilarity will smear the distribution of D values and this distortion will become less regular the less symmetric (under \mathcal{S}) the object is. Let us call $\mathcal{P}(K|\sigma, \mathcal{S})$ the relative frequency of each possible value of dissimilarity, which is given by

$$\mathcal{P}(K|\sigma, \mathcal{S}) = \frac{1}{|\mathcal{S}|} \sum_{A \in \mathcal{S}} \delta(D(f(\sigma), f(A\sigma)), K), \quad (1)$$

where $\delta(\cdot, \cdot)$ is the Kronecker delta, $|\mathcal{S}|$ is the number of

elements in \mathcal{S} and the sum is over all of them. We now define the complexity of σ given \mathcal{S} by

$$B(\sigma|\mathcal{S}) = - \sum_K \mathcal{P}(K|\sigma, \mathcal{S}) \ln \mathcal{P}(K|\sigma, \mathcal{S}), \quad (2)$$

which is the entropy of the frequency distribution of dissimilarity values. Clearly, the complexity will be zero whenever the object's properties are invariant by \mathcal{S} and the maximum of the complexity will be achieved when every transformation leads to a different value of D .

The reason to restrict the formulation to discrete sets of transformations is that this avoids the subtleties of working with continuous entropies. In principle, the appearance of $|\mathcal{S}|$ in the definition requires the group to be also finite, but the case of an infinite group can be dealt with by an appropriate limit procedure. The discreteness condition can also be relaxed, but care must be taken when working with the entropy of probability densities and we will not address this in the present work.

III. BINARY SEQUENCES UNDER ROTATIONS

We represent a binary sequence of size N by a vector $\sigma \in \{\pm 1\}^N$. As a physical object, one can think about the sequence as a one-dimensional chain of individual systems which can be in one of two possible states. This one-dimensional character restricts considerably the number of interesting transformations that can act on it as symmetries. For simplicity, when representing explicitly the sequences, we will simply use $+$ and $-$ to represent $+1$ and -1 . The simplest set of transformations to be considered is the group of translations, which in the case of finite sequences is better represented by rotations through a discrete angle between zero and $2\pi(N-1)/N$, i.e., we take \mathcal{S} as the *cyclic group* of order N . In order to apply it, we consider periodic boundary conditions in σ .

It becomes convenient to use the representation of G by the cyclic matrices $\{A, A^2, A^3, \dots, A^N\}$, with $A^N = I_N$ ($N \times N$ identity) whose only generator is the matrix

$$A = \begin{pmatrix} 0 & I_{N-1} \\ 1 & 0 \end{pmatrix}. \quad (3)$$

Cyclic matrices obey the property $(A^m)^T = (A^m)^{-1} = A^{N-m}$, which means that they are orthogonal matrices (as they should to keep the norm of the vectors invariant).

We analyse here the case in which $f(\sigma) = \sigma$, i.e., the property in which we are interested is the actual configuration of the sequence. The structural dissimilarity between two binary sequences is commonly measured by their *Hamming distance*, which is simply the number of positions with different symbols when comparing them. The Hamming distance has practical importance in coding theory [13], where it is used to measure the bitwise error when one compares a decoded message with the original one. Using the cyclic matrices, the Hamming

distance between the original sequence and its version rotated counterclockwise by m discrete units can be written as

$$\begin{aligned} H_m(\sigma) &= \sum_{i=1}^N [1 - \delta(\sigma_i, \sigma_{i \oplus m})] = \frac{N}{2} - \frac{1}{2} \sum_{i=1}^N \sigma_i \sigma_{i \oplus m} \\ &= \frac{N}{2} - \frac{1}{2} \sigma^T A^m \sigma, \end{aligned} \quad (4)$$

where the \oplus symbol indicates the modular addition of order N (as the sequence is periodic).

For this case, equation (1) becomes

$$\mathcal{P}(K|\sigma) = \frac{1}{N} \sum_{m=1}^N \delta(K, H_m(\sigma)). \quad (5)$$

Notice that, because the Hamming distance is sensitive only to the sign difference of the coordinates, the whole measure is automatically invariant by the transformation $\sigma \rightarrow -\sigma$. This could not be different as a pattern should be equally complex no matter what symbols are used to depict it.

It is not difficult to see that the above formula will have the properties we want from the complexity. A sequence composed either only by 1's or -1's, for instance, is symmetric by any rotation and the above distribution is an isolated peak at zero, implying a zero complexity value according to equation (2). On the other hand, a sequence composed of alternating 1's and -1's has a distribution with two peaks – one at zero and one at $N/2$ – giving it a larger complexity value of $\ln 2$. The maximum asymmetry for a binary sequence would correspond to the case in which every rotation gives a different value of the Hamming distance. This amount of asymmetry is achieved by a sequence which is organised in such a way that half of it is $+1$ and the other half is -1 (let us call it the *segregated sequence* for later reference). For N even, we have

$$\mathcal{P}(K|\sigma) = \begin{cases} 1/N, & K = 0, N, \\ 0, & K \text{ odd}, \\ 2/N, & K \text{ even and } K \neq 0, N, \end{cases} \quad (6)$$

and from this one can easily calculate the complexity as

$$B = \ln N + \left(\frac{2}{N} - 1 \right) \ln 2. \quad (7)$$

For $N \gg 2$, this gives $B = \ln N/2$, which is just the log of the number of different possible distances for this sequence.

On intuitive physical grounds, considering only rotation symmetry, one might argue that the high complexity of this configuration relates to the fact that it would take a complicated physical process to separate all the components in different states of a given one-dimensional system. Rigorously, this can only happen for half a rotation

(thus $N/2$ in the above complexity) for any sequence as one can prove that $H_m = H_{N-m}$ by noticing that

$$\sum_{i=1}^N \sigma_i \sigma_{i \oplus m} = \sum_{j=1}^N \sigma_j \sigma_{j \ominus m} \sigma_j, \quad (8)$$

in which we make the change of variables $i \oplus m = j \Rightarrow i = j \ominus m$ and the \ominus symbol means subtraction mod N . For convenience, our variables run from 1 to N , with N being the modular identity. Although we just need to rotate the sequence by half of it to obtain all possible values of the Hamming distance, rotating it by the whole group will not change this distribution and provides a simpler formulation.

IV. KOLMOGOROV COMPLEXITY

As discussed previously, the complexity measures found in the literature can generally be related to each other through their connections to Shannon's entropy. We now show how average symmetry is related to Kolmogorov complexity, which should open the way to connect it to the other existing measures as well.

Consider the Kolmogorov complexity $K(\sigma)$ of the binary sequence σ . Although we can take into consideration the *Invariance Theorem* [9] to assume that the language of the program generating σ is irrelevant, the particular value of $K(\sigma)$ for a specific language depends heavily on it.

We now claim that a natural "programming language" to describe our binary sequences is in fact induced by the set of transformations we are using to measure their complexity. When we restrict this set of possible transformations to that of rotations, the only allowed recursive function for generating a sequence is a repetition of blocks of consecutive (adjacent) symbols. More concretely, consider the sequence $(-+-+-+...)$ of even size N (where we got rid of the commas inside the parentheses for simplicity). If we want to generate this sequence using only block repetitions, all we need to provide the program is the total size of the sequence and the repeating block $(-+)$. For every fixed size N , the size n of the repetition block already determines which rotation should be used. Therefore, the only actual instruction needed to reproduce the sequence is the block itself, which implies $K(\sigma) = n$.

The size of the repetition block of course will influence the statistics of Hamming distances in a very straightforward way. If the block has size n , then N/n rotations will result in $H = 0$, meaning that $\mathcal{P}(0|\sigma) = 1/n$ independently of N . Therefore

$$K(\sigma) = \frac{1}{\mathcal{P}(0|\sigma)}. \quad (9)$$

Because we are using only rotations, our programming language is very limited. Any sequence that cannot be

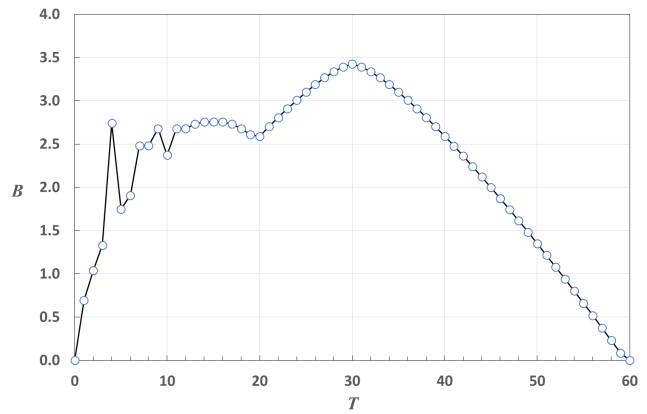


FIG. 1.

obtained by repetition has maximum Kolmogorov complexity N as the only rotation with $H = 0$ is that of N steps and requires the specification of the whole chain.

The above relation reveals how the Invariance Property works for B . Notice that the programming language used to reproduce the sequence is based on the choice of transformations. Therefore, if one changes the encoding of the object by changing the language, the transformations should be appropriately changed as well. In fact, one can invert this argument and define the correct translation of the transformations in the new language by requiring them to keep B invariant.

V. COMPLEXITY VALUES

Let us apply our average symmetry measure B to several special binary sequences and analyse its behaviour. One interesting case is that of periodic sequences, meaning those which are formed by alternating blocks of +1's and -1's of the same size. The 2D version of these (periodic strips in a square) was analysed in [5] and it is interesting to compare both results. Fig. 1 shows the result for B as a function of the size of the period T (the size of the repeating blocks) for a sequence of size $N = 60$.

For most periods, one cannot fit an integer number of repeating blocks and this irregularity shows up in the values of the complexity. The obtained plot is very similar to the one in the aforementioned paper, but here the interpretation of the complexity is clearer and more rigorous. As discussed before, the maximum of the complexity is when the sequence is half +1's and half -1's. There are special points before $T = 30$ in which one can fit an integer number of blocks (the divisors of 60) and these can be easily identified. There is a subtle interplay between the symmetry obtained by repeating the blocks and their size, which causes the local dips and troughs in the first half of the plot. For $T > 30$ the complexity falls smoothly as there are no divisors of 60 and the configuration approaches a homogeneous one with a large block

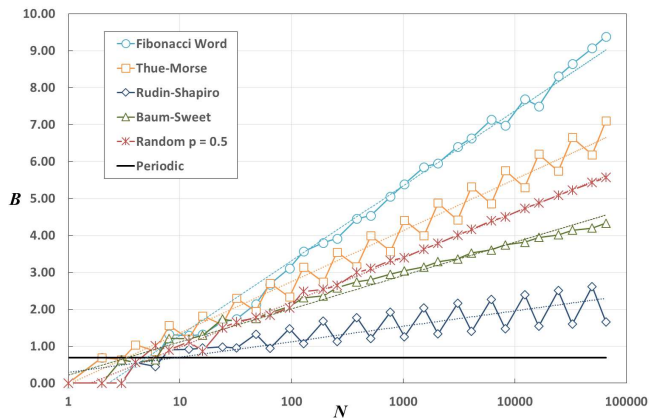


FIG. 2. Comparison of the values of B for different kinds of binary sequences. The dotted straight lines are adjusted lines to the B values. Although there are variations and possible additional structure inside each sequence, it is clear that B scales logarithmically with the size of the sequence. Notably, the sequence following closest the straight line is the random one.

of the same symbol followed by a decreasing one of the other symbol.

Given the analytical results of the previous section, it seems reasonable to assume that, in general, the complexity is going to be logarithmic in the size of the sequence as is the case in equation (7). This assumption, which will be seen to be well-satisfied a posteriori, suggests that it is appropriate to compare logarithmic plots of the complexity. Fig. 2 compares the complexity of six different special sequences at the points 2^j , $j = 0, 1, 2, \dots$, and their midpoints, i.e., between 2^j and 2^{j+1} we also take the midpoint $(2^j + 2^{j+1})/2 = 3 \cdot 2^{j-1}$.

The first four sequences are well-known recursive binary sequences: (i) the Fibonacci Word (FW), (ii) the Thue-Morse (TM) sequence, (iii) the Rudin-Shapiro (RS) sequence and the (iv) Baum-Sweet (BS) sequence [14]. There are many ways to define or generate each one of these binary sequences. In particular, they can be defined as the fixed points of the following recursions:

Fibonacci Word: starts with $-$ and obeys the substitution rules

$$(-) \rightarrow (-+) \quad (10)$$

$$(+) \rightarrow (-) \quad (11)$$

Its first 16 digits are

$$(- + - - + - + - - + - - + - + -)$$

Thue-Morse Sequence: starts at $+$ and obeys

$$(-) \rightarrow (-+) \quad (12)$$

$$(+) \rightarrow (+-) \quad (13)$$

The first 16 digits are

$$(+ - - + - - + + - - + + - - + - - +)$$

Notice that the TM sequence can also be generated in steps by starting with $+$ and then, at each step, concatenating a new copy of the whole block with an inverted sign. This means that, at each step j , we have a partial sequence of size 2^j . This can also be inferred by the substitution rules.

Rudin-Shapiro Sequence: the recursion that generates the RS sequence starts with $++$ and obeys

$$(++) \rightarrow (+++-) \quad (14)$$

$$(+-) \rightarrow (++-+) \quad (15)$$

$$(-+) \rightarrow (-+--+) \quad (16)$$

$$(--)\rightarrow (---+) \quad (17)$$

Like the TM sequence, the RS sequence grows in powers of 2, although it starts with length 2 instead of 1. The first 16 digits are

$$(+ + + - + + - + + + - - - + -)$$

Baum-Sweet Sequence: it starts with $++$ and obeys

$$(++) \rightarrow (++-+) \quad (18)$$

$$(+-) \rightarrow (-+--+) \quad (19)$$

$$(-+) \rightarrow (+--+) \quad (20)$$

$$(--)\rightarrow (---+) \quad (21)$$

First 16 digits:

$$(+ - - + - - + - - - - + - - -)$$

The four sequences are also examples of automatic sequences, which are sequences that can be generated by certain kinds of finite automata. The first three (FW, TM and RS) are known to have applications to condensed matter physics [15–17]

The remaining two sequences are a random sequence with equal probabilities for $+1$ and -1 , i.e., a fair coin tossing, and the periodic sequence $(- + - + - + \dots)$. Ignoring the cases where N is odd, for which its definition is ambiguous, the complexity of the periodic case is simply $B = \ln 2$.

The graphs, with logarithmic scale in the horizontal axis, show evidence that the complexity of all analysed sequences is proportional to $\log N$.

There are other interesting properties visible from the graph. One clearly sees that the larger the size of the random chain, the closer it is to the straight line. This happens with all random sequences independently of the value of the probability p of a $+1$. We will take a closer look at random sequences in section VII.

Another striking property is seen for the TM and RS sequences. The graph suggests that the points arranged as powers of 2 and their midpoints form some kind of substructure within those sequences. In the case of TM, the complexity is higher at the values 2^n , which can be associated to the fact that, for those lengths, the second

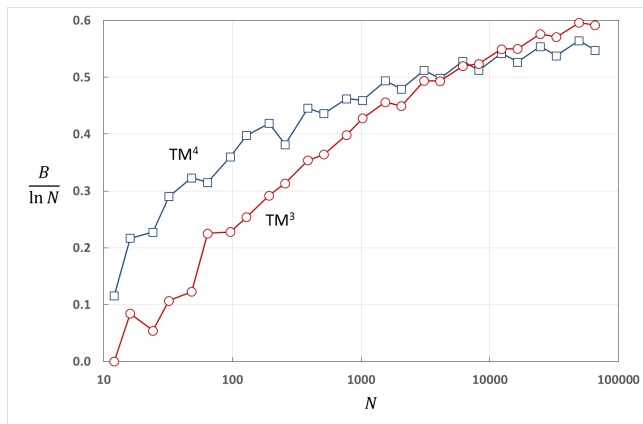


FIG. 3. Complexity scaled by $\ln N$ for TM^3 and TM^4 . After a transient, which is larger for TM^4 , the alternating pattern for the complexity seems to appear in both sequences, although it is not as clear as it is for TM and RS. We conjecture that this happens for all TM^m (as defined in the main text), but we cannot give a formal proof at this point.

half of the sequence is exactly the first half but with all bits flipped. For RS, it is the opposite – the complexity is lower for powers of 2 and higher at the midpoints. This behaviour of the complexity suggests that there is some symmetry-related property of RS at these values. To our knowledge, such a property has not been found or explored in the literature.

Both sequences are closely related. The n -th digit of TM is -1 if the binary expansion of n contains an odd number of 1s and +1 if this number is even. Similarly, the n -th digit of RS is defined by the parity of the number of (possibly overlapping) repetitions of the string 11 in the binary expansion of n . We conjecture that a generalisation of this rule, the sequence obtained by the parity of the number of (possibly overlapping) appearances of a subsequence of m adjacent 1's – call it TM^m , such that $\text{TM}^1 = \text{TM}$ and $\text{TM}^2 = \text{RS}$ – would have similar complexity properties. We found some weak numerical evidence for that (see fig. 3), but the larger m , the longer the time it takes for the complexity to settle into an alternating pattern. A formal proof of this conjecture would be an interesting problem on number theory.

VI. OTHER SYMMETRIES

It seems counter intuitive that the most complex sequence is the one with $N/2$ consecutive +1's followed by the same amount of consecutive -1's, the segregated sequence. This result comes from the limited set of transformations we are using to evaluate the symmetry of the sequence. This actually means that, using only rotations of a certain block smaller than the sequence itself, one cannot create the segregated sequence. We expect this result to change if we allow other kinds of transformations.

For instance, if one consider only a transformation T consisting of a reflection and an inversion, what would be represented by an anti-diagonal matrix with -1s in the anti-diagonal, one could generate the segregated sequence by providing the sign of the $N/2$ initial block. In this case, both T and $T^2 = I$ (identity) would take the sequence to itself and, therefore, its complexity would be zero, but a homogeneous sequence (the same sign everywhere) would have a complexity $\ln 2$ if these were the only available transformations.

If we instead consider the set of transformations $\{A, A^2, \dots, A^{N-1}, T, I\}$, then to generate a segregated sequence one would need to provide not only the sign of the first block, but also name which of these transformations should be used to produce it. In addition, the sequence would now not be symmetric under $N - 1$ out of $N + 1$ transformations, implying that, although its complexity should fall relatively to the case in which only rotations are considered, it should not be too low.

The question of what would be the appropriate set of transformations to be considered in each instance is of utmost importance. One might argue that the complexity should be measured under the whole group of transformations generated by the set $\{A, T\}$. However, notice that the transformation T reflects the sequence through its midpoint. A rotated segregated chain would not be symmetric under T . Because in this case the number of possible transformations becomes $4N$, the reduction in complexity would not reflect what we intuitively would expect.

The answer, once again, is that the appropriate set of transformations to be considered will depend on the particular nature of the problem at hand. A more thorough study needs to be carried out in order to find out whether one can propose general rules to choose the appropriate set for some specific contexts.

VII. RANDOM SEQUENCES

On section V, we compared the complexity values of the given automatic sequences with what we called a random sequence with probability $p = 0.5$ for each coordinated being +1 or -1. The complexity values plotted in fig.2 are those of one single large sequence randomly generated in such a way. We expect that, for very large chains, the values of the complexity should be roughly the same. In the same way, we expect them to be narrowly distributed around the average value of the complexity for a very large number of chains of this kind.

A subtle point that needs to be addressed in this context is whether or not a single object (in this case a single chain) can be indeed classified as *random*. If we adopt the algorithmic/Kolmogorov complexity point of view, we would be led, for instance, to classify the vectors (-+) or (+-) as random given that there is no simpler description of them. Likewise, any single-letter string is “random” according to this classification. These cases,

although particular and pathological, reflect the distinction between the randomness of a single isolated system compared to that of an *ensemble* of systems generated by some probabilistic rule.

The latter case is of great importance to statistical physics. A question that remains elusive is whether there is some complexity measure capable of identifying whether some set of states of a statistical mechanical model are characteristic of a phase transition. This requires the analysis of equilibrium states generated by some Hamiltonian, whose properties are always averages relative to the corresponding Gibbs distribution. In the case of the 2-dimensional Ising model, the correlation complexity [18] seems to be maximal at the critical temperature [19]. This is a consequence of the fractal character of the critical configurations, whose broken translational symmetry is well captured by that measure. It is not clear whether this would apply in general.

Phase transitions are, however, out of the scope of the present paper as general arguments rule them out for binary sequences. The possibility of phase transitions in more general 1-dimensional models requires the consideration of more than two symbols. Alternatively, one needs to consider 2-dimensional configurations with the corresponding generalisation of the relevant set of transformations.

Even without the possibility of phase transitions, one can still study the complexity of an ensemble of binary sequences to obtain interesting insights. In order to do that, we generalise the complexity measure B to an ensemble of objects generated by some distribution $\mathcal{P}(\sigma)$ by considering its the quenched average

$$\hat{B} \equiv \langle B(\sigma) \rangle_{\sigma} = - \left\langle \sum_K \mathcal{P}(K|\sigma, G) \ln \mathcal{P}(K|\sigma, G) \right\rangle_{\sigma} \quad (22)$$

The above formula is readily applicable to general statistical physics models, but one has to be aware that the quenched variable in the above equation is the configuration σ . This is because the complexity is defined by calculating the entropy for the variable K , which is the possible value of the dissimilarity. In general, quenched averages are difficult to calculate analytically and are usually obtained using the replica method [20]. For difficult cases, one can bound it from below by the annealed average or simply use numerical calculations/simulations to obtain approximations with the desired precision.

The self-averaging property of the entropy guarantees that, for very large systems $N \rightarrow \infty$, $B(\sigma)$ approaches the ensemble average \hat{B} . Conceptually, this means that the difference between randomness of the single configuration and that of the ensemble decreases as the system grows, as we could expect.

An illustrative example of what we mean by this *ensemble complexity* would be a two-components system $\sigma = (\sigma_1, \sigma_2)$. There are four possible configurations of this system, namely $\sigma^{(1)} = (-1, -1)$, $\sigma^{(2)} = (+1, -1)$, $\sigma^{(3)} = (-1, +1)$ and $\sigma^{(4)} = (+1, +1)$. Taking individu-

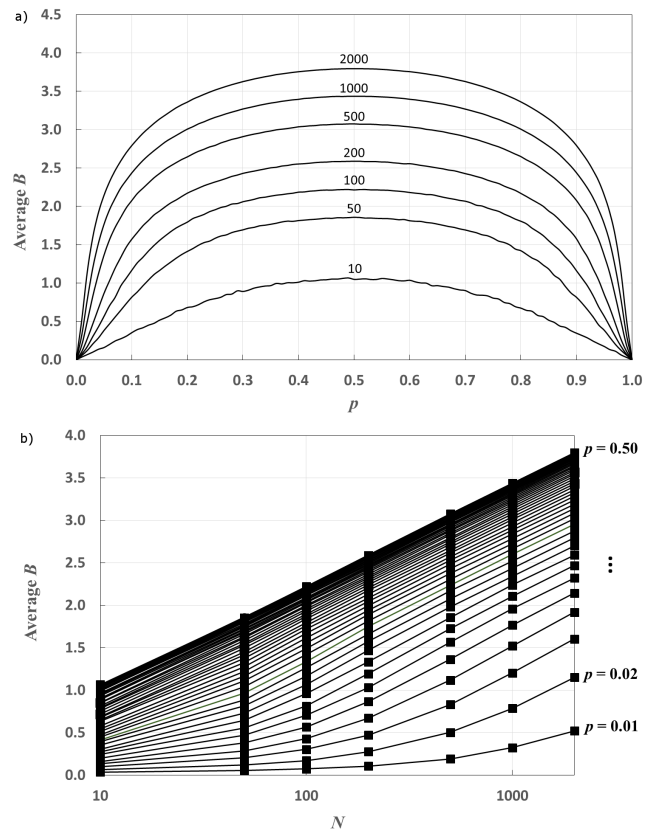


FIG. 4. a) Ensemble averaged complexity for random sequences with different values of the probability p for a digit to be a +1 (digits are i.i.d.) for different sequence sizes indicated close to each curve. b) Logarithmic plot of the complexity. Each curve represents the same value of p for different sequence sizes. One can see that, the more uniform the sequence is ($p \approx 0.5$), the closer the curve is to $\ln N$.

ally, the complexity of each one of these states is easily obtained to be, respectively, 0, $\ln 2$, $\ln 2$ and 0.

Consider now an ensemble in which each component of σ is i.i.d. generated with probabilities $\mathcal{P}(\sigma_i = +1) = p$ and $\mathcal{P}(\sigma_i = -1) = 1 - p$, $p \in [0, 1]$. The *ensemble complexity* has a single value for each p and is easily seen to be given by $\hat{B} = p(1 - p)2 \ln 2$ for the above case.

As discussed before, an analytical solution for \hat{B} , even for specific distributions, requires the use of a replica approach, which is beyond the scope of the present work. The result can be obtained numerically for required distributions though. Fig. 4 shows the complexity value for of randomly generated sequences with probability p for each entry to be +1. The upper plot (a) shows the values of \hat{B} for finite sequences of size $N = 10, 50, 100, 200, 500, 1000$ and 2000 averaged over 100 realisations. The bottom (b) shows the same values reorganised in such a way that each curve corresponds to the same value of p for different sequence sizes N .

One can see that, as p approaches 0.5 the curves become straighter, meaning that they are closer to $\ln N$

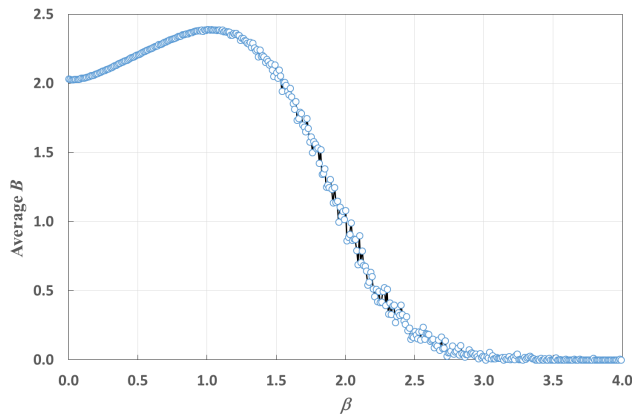


FIG. 5. Ensemble complexity of the equilibrium configurations of the one-dimensional ferromagnetic Ising model without at zero magnetic field as a function of the inverse temperature β . One can see that the complexity at first increases as the temperature decreases, but then goes down as the system starts to assume more ordered configurations. The smoothness of the curve reflects the absence of phase transitions at finite temperatures.

apart from a multiplicative constant. There is also no reason to believe that the complexity as a function of p for a given N is not continuous and differentiable.

Finally, let us consider the complexity of the equilibrium configurations of the 1D ferromagnetic Ising model at zero field for different temperatures. The equilibrium distribution for a configuration σ is given by

$$\mathcal{P}(\sigma) = \frac{1}{Z} \exp \left(\beta \sum_{i=1}^N \sigma_i \sigma_{i+1} \right), \quad (23)$$

where Z is the partition function (the distribution's normalisation).

We run a Metropolis simulation of a 1D spin-chain with $N = 30$ spins and obtained \hat{B} for each different value of the inverse temperature $\beta = 1/T$ (we consider units in which the Boltzmann constant $k_B = 1$). The resulting plot is given in fig. 5.

Once again, the numerical evidence suggests that the dependence on the varying parameter, in this case β , is continuous and differentiable. The lack of jumps is probably related to the lack of a phase transition, which one could expect to create jumps related to the symmetry patterns of the equilibrium configurations. The values of the complexity agree with what one would expect in this case. At high temperatures (low β) the system is uniformly random. The complexity is higher than the organised system at lower temperatures (high β), but there is a small window in the middle of the plot in which the complexity increases before decreasing as the system becomes less random and is still less symmetric than more ordered configurations.

It is reasonable to expect that, by extending the allowed transformations to two-dimensional ones, phase

transitions would show up in non-differentiable behaviour of the complexity. The study of 2D structures is however not the objective of this paper and will be left for a forthcoming work.

VIII. CONCLUSIONS

In this paper we have introduced a formal expression for a measure of complexity that attributes higher complexity to a higher degree of average broken symmetry. The measure explicitly depends on the allowed set of transformations for the particular object under study and on what symmetric property is being considered.

We applied the defined measure to the case of binary sequences in which we used periodic boundary conditions for simplicity. For these sequences, it is then natural to think about their structural symmetry under rotations.

For simple sequences, we were able to explicitly calculate the complexity, indicating a logarithmic dependence on the size of the sequence.

We first analysed the behaviour of the complexity for periodic sequences and observed a very similar behaviour to that obtained by the heuristic algorithm suggested in [5] based on the same idea of average broken symmetry. The result obtained here is however stronger as it is derived from a more rigorous formulation with clearer interpretations of the obtained values.

We then proceeded to analyse the complexity of four different well-known automatic sequences, namely the Fibonacci Word (FW) and the Thue-Morse (TM), Rudin-Shapiro (RS) and Baum-Sweet (BS) sequences. The analysis revealed interesting structures, in particular in TM and RS. This allowed us to conjecture that the same behaviour would be observed in generalised versions of these sequences and the numerical evidence we found seems to provide supporting evidence.

The complexity measure can also be extended to statistical ensembles of objects as random sequences. We presented numerical calculations showing that for i.i.d. sequences and for the 1D Ising model the complexity is a smooth function of the relevant parameter in each case (the probability p for a +1 in the former case and the inverse temperature β for the latter).

The results are very similar to a previous heuristic algorithm given in [5] used to evaluate the complexity of 2D structures also based on their average broken symmetry. In both cases, the measure has hybrid features of R- and S-type complexities – random and homogeneous structures are less complex than others (S), but still random sequences are more complex than homogeneous ones (R).

The main advantage of the measure presented here is that it is based on a very fundamental principle, which makes its interpretation very clear and allows for its adaptation to the appropriate situations.

One particular feature of our measure is that it detects a global break of symmetry, while that on [5] mea-

sured local break of symmetry. An interesting question would be how to modify the present measure in order to include also local average symmetry breaking. That could be of importance when applying the above formalism to gauge transformations.

Finally, we can speculate about more concrete applications of the presented theory. By choosing the appropriate features and transformation groups, one could be able to classify a wide range of physical systems in terms of their complexity. A natural candidate would be the structural complexity of DNA sequences. However, as discussed above, global symmetries like the ones used in

this paper are probably not relevant for DNA strands as there seems unlikely that sequences of bases far apart should influence each other. This could be of some importance in circular DNA or maybe in the sequence of amino acids in proteins as their structural form creates interactions between bases which are sequentially far apart.

ACKNOWLEDGMENTS

The author would like to acknowledge insightful discussions with Dr Juan Neirotti, Prof David Saad and Dr Elizabeth Wanner.

-
- [1] M. El Naschie, *Il Nuovo Cimento B* **109**, 149 (1994).
 - [2] V. Kiryukhin, T. Koo, H. Ishibashi, J. Hill, and S. Cheong, *Physical Review B* **67**, 064421 (2003).
 - [3] L. Fu and C. L. Kane, *Physical review letters* **109**, 246605 (2012).
 - [4] I. Fulga, B. van Heck, J. Edge, and A. Akhmerov, *Physical Review B* **89**, 155424 (2014).
 - [5] R. C. Alamino, *Journal of Physics A: Mathematical and Theoretical* **48**, 275101 (2015).
 - [6] K. Lindgren and M. G. Nordahl, *Complex Systems* **2**, 409 (1988).
 - [7] R. Wackerbauer, A. Witt, H. Atmanspacher, J. Kurths, and H. Scheingraber, *Chaos, Solitons & Fractals* **4**, 133 (1994).
 - [8] S. Aaronson, S. M. Carroll, and L. Ouellette, arXiv preprint arXiv:1405.6903 (2014).
 - [9] M. Li and P. Vitányi, *An Introduction to Kolmogorov Complexity and Its Applications* (Springer, New York, USA, 1993).
 - [10] T. Hogg and B. Huberman, Xerox Palo Alto Research Center (preprint) (1985).
 - [11] R. J. Baxter, *Exactly solved models in statistical mechanics* (Academic Press Inc., New York, 1989).
 - [12] S. Galam, *Sociophysics: a physicist's modeling of psychopolitical phenomena* (Springer Science & Business Media, 2012).
 - [13] T. Richardson and R. Urbanke, *Modern coding theory* (Cambridge University Press, Cambridge, 2008).
 - [14] J.-P. Allouche and J. Shallit, *Automatic sequences: theory, applications, generalizations* (Cambridge university press, New York, 2003).
 - [15] J. Kurchan and D. Levine, *Journal of Physics A: Mathematical and Theoretical* **44**, 035001 (2011).
 - [16] T. Wulf and P. Schmelcher, *Physical Review E* **93**, 042215 (2016).
 - [17] N. L. Gullo, C. Ambarish, T. Busch, L. Dell'Anna, and C. Chandrashekar, *Physical Review E* **96**, 012111 (2017).
 - [18] P. Grassberger, *International Journal of Theoretical Physics* **25**, 907 (1986).
 - [19] M. Kim, M1 project, Erasmus Mundus programme in Complex Systems Science, Chalmers University of Technology, Sweden (2011).
 - [20] M. Mézard, G. Parisi, and M. Virasoro, *Spin Glass Theory and Beyond* (World Scientific Publishing Co., Singapore, 1987).