

Functional meta-optics and nanophotonics govern by Mie resonances

Sergey Kruk¹ and Yuri Kivshar^{1,2}

¹*Nonlinear Physics Center, Australian National University,
Canberra ACT 2601, Australia*

²*ITMO University, St. Petersburg 197101, Russia*

Scattering of electromagnetic waves by subwavelength objects is accompanied by the excitation of electric and magnetic Mie resonances, that may modify substantially the scattering intensity and radiation pattern. Scattered fields can be decomposed into electric and magnetic multipoles, and the magnetic multipoles define magnetic response of structured materials underpinning the new field of *all-dielectric resonant meta-optics*. Here we review the recent developments in meta-optics and nanophotonics, and demonstrate that the Mie resonances can play a crucial role offering novel ways for the enhancement of many optical effects near magnetic and electric multipolar resonances, as well as driving a variety of interference phenomena which govern recently discovered novel effects in nanophotonics. We further discuss the frontiers of all-dielectric meta-optics for flexible and advanced control of light with full phase and amplitude engineering, including nonlinear nanophotonics, anapole nanolasers, quantum tomography, and topological photonics.

Accepted to ACS Photonics

It is well known that natural materials do not demonstrate any magnetic properties at optical frequencies, this is because a direct action of the optical magnetic field on matter is much weaker than electric ones. Nevertheless, the manifestation of "optical magnetism" is found in specifically designed artificial subwavelength structures that allow strong magnetic response, even when such structures are made of non-magnetic materials. This progress became possible due to the fascinating field of *electromagnetic metamaterials* that describes optical structures composed of subwavelength elements, often called "meta-atoms", and specific localized fields these structures may support, creating a platform for *metadevices*¹.

It has been established that the use of artificial "meta-atoms" would allow to engineer magnetic permeability μ and magnetic response by achieving strong resonances in structured systems made of non-magnetic materials. Although real magnetism in its conventional sense is not available at high optical frequencies, it is possible to engineer the spatial dispersion and nonlocal electric effects in such a way to induce a strong magnetic dipole moment even though the involved materials do not possess microscopic magnetization.

Classical "meta-atom" is a metallic split-ring resonator where electrons oscillate back and forth creating an effective loop of current, and thus, an efficient magnetic response. The concept of split-ring resonators was first introduced at microwaves to realize artificial magnetic inclusions with subwavelength footprint, and then it was translated to the optical spectral range exploiting the plasmonic features of metallic nanoparticles². By now, this concept was realized in many non-magnetic *plasmonic structures* ranging from nanobars³ and nanoparticle complexes often called "oligomers"^{4,5} to split-ring-based structures^{6,7} and more complicated structures associated with hyperbolic-type magnetic response of fishnet metamaterials⁸.

Historically, the subwavelength localization of light in nanophotonics was associated with free electrons and electromagnetic waves at metallic interfaces studied by *plasmonics*. However, the recent developments of the physics of high-index dielectric nanoparticles⁹ suggests an alternative mecha-

nism of light localization via low-order dipole and multipole Mie resonances that may generate magnetic response via the displacement current contribution¹⁰.

The study of resonant dielectric nanostructures has been established as a new research direction in modern nanoscale optics and metamaterial-inspired nanophotonics^{9,11}. Because of their unique optically induced electric and magnetic resonances, high-index nanophotonic structures are expected to complement or even replace different plasmonic components in a range of potential applications. We emphasize that the physics of all-dielectric resonant nanophotonics governed by Mie resonances in high-index dielectric nanoparticles can be broadly characterized by two major phenomena:

- **localization of electric and magnetic fields at the nanoscale** due to Mie resonances, which enhance nonlinear effects, such as Raman scattering, harmonic generation, etc;
- **engineering of multimodal interference** for driving many novel effects such as unidirectional scattering, optical antiferromagnetism, bound states in the continuum, nonradiating optical anapoles, etc.

The resonant behavior of light in high-index dielectric nanoparticles allows to reproduce many subwavelength effects demonstrated in plasmonics due to the electric field localization, but without much losses and energy dissipation into heat. In addition, the coexistence of strong electric and magnetic multipolar resonances, their interference, and resonant enhancement of the magnetic field in dielectric nanoparticles bring many novel functionalities to simple geometries largely unexplored in plasmonic structures, especially in the nonlinear regime and metadevice applications.

This review paper aims to provide a broad view on the rapidly developing field of all-dielectric resonant meta-optics and nanophotonics, uncovering a great potential of optically-induced electric and magnetic Mie resonances for the design of a new generation of optical metadevices. We also discuss

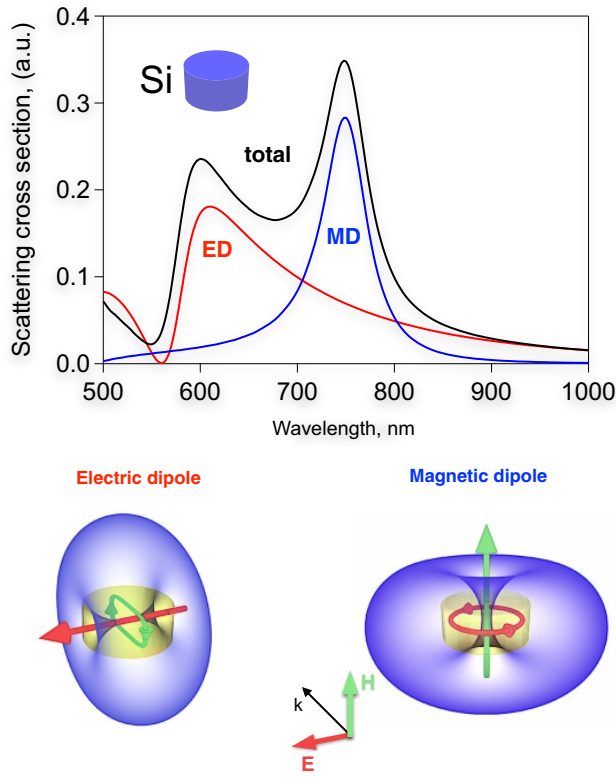


FIG. 1: **Fundamentals of Mie resonances.** Scattering efficiency of a silicon nanodisk with 200 nm radius and 260 nm height (see the insert) with the resonant contributions from magnetic dipole (MD) and electric dipole (ED) Mie resonances, with the schematics of their radiation patterns shown below.

the emerging opportunities of meta-optics driven by Mie resonances for novel physics of multimodal interference, and envisage the rapid progress for achieving flexible control of light at the nanoscale with smart engineering of phase and amplitude for functional nanophotonics.

Enhanced optical effects

The physics of interaction between light and subwavelength nanoparticles dates back to works of Lord Rayleigh and Gustav Mie. Theories of Rayleigh scattering and Mie scattering described successfully such phenomena as changes of sky hue, colors of colloidal solutions and other. Today, with the advancements of nanotechnology, we employ the scattering theories for reverse engineering of subwavelength light-matter interactions: we design and fabricate nanoparticles with scattering properties at will⁹. To illustrate the properties of light scattering by nanoparticles, we consider a small nanodisk illuminated by a plane wave. The scattering of such a nanoparticle demonstrates strong resonances, as shown in Fig. 1.

In a sharp contrast with plasmonics, for high-index dielectric nanoparticles of simple geometries, we can observe both electric and magnetic dipole resonances of comparable strengths. A strong *magnetic dipole (MD) resonance* appears

due to a coupling of incoming light to the circular displacement currents of the electric field, owing to the field penetration and phase retardation inside the particle. This occurs when the wavelength inside the particle becomes comparable to its spatial dimension, $2R \approx \lambda/n$, where n is the refractive index of particles material, R is the nanoparticle radius, and λ is the wavelength of light. Such a *geometric resonance* suggests that a subwavelength nanoparticle ($R < \lambda$) should have a large refractive index in order to have the resonances in visible and IR spectral regions. In addition, the excited MD response may become comparable (or even be stronger) with the electric dipole (ED) response providing a major contribution to the scattering efficiency.

In the visible and near-IR spectral ranges, the large permittivity is known to occur for semiconductors such as Si, Ge, and AlGaAs. In the neighbouring mid-IR range, which is also of great interest to nanophotonics, narrow-band semiconductors (Te and PbTe) and polar crystals such as SiC can be implemented for all-dielectric resonant metadevices driven by Mie resonances. A search for better materials and fabrication techniques for high-index nanophotonics is an active area of research¹².

The first experimental observations of strong magnetic response in visible and IR have been reported for spherical Si nanoparticles^{13,14}. This opened a way towards the study of many interesting phenomena with high-index dielectric structures employed as building blocks for metadevices driven by inspiration from century-old studies of light scattering.

One of the main concepts underpinning the field of plasmonics is the large enhancement of the electric field in hot-spots of metallic nanoparticles. However, plasmonic resonances are accompanied by large dissipative losses. Two strategies to employ high-index dielectrics instead of metals are the creation of hot-spots for electric and magnetic fields^{15,16}, and the use of large concentration of the incident electromagnetic field inside the dielectric particles^{17,18}. A giant enhancement of electromagnetic fields has recently been detected experimentally at microwaves, with the intensity of the magnetic field more than 300 times larger than that of an incident wave, provided the Mie resonant condition is satisfied¹⁸. These results suggest a substantial enhancement of many optical effects with nanoparticles by *at least two orders of magnitude*, and some selected examples are presented in Figs. 2(a-d).

Figure 2(a) summarizes the results of the third-harmonic generation (THG) from Si nanodisks at the ED and MD resonances¹⁹. The enhanced upconversion efficiency at the MD resonance of a nanodisk is observed owing to the strong field confinement, whereas considerably lower average local field density and overall THG is detected at the ED resonance. Similarly, the 140-fold enhanced Raman signal has been observed experimentally for individual spherical Si nanoparticles at the magnetic dipole resonance²⁰, see Fig. 2(b).

Thus, strong Mie-type MD resonances in all-dielectric nanostructures provide novel opportunities for enhancing many optical effects at the nanoscale. One recent example is the substantial enhancement of the THG signal from Si nanoparticle quadrumers associated with *magnetic Fano reso-*

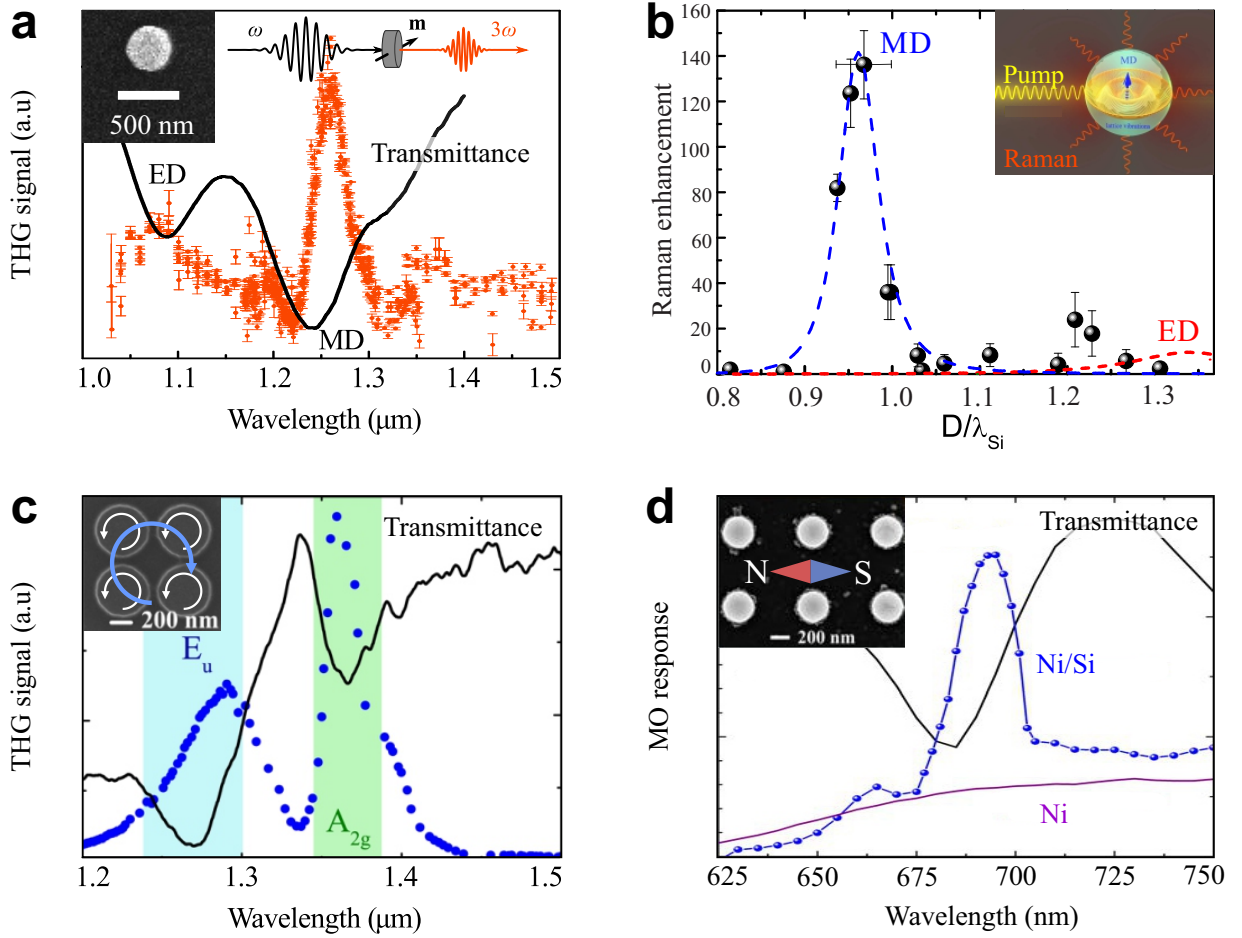


FIG. 2: **Enhancement of optical effects due to the magnetic dipole Mie resonance.** (a) Nonlinear THG from Si nanodisks¹⁹, (b) enhanced Raman scattering from a spherical Si nanoparticle²⁰, (c) magnetic Fano resonance in nanoparticle quadrumers²¹, and (d) multifold enhancement of the magneto-optics response when a Si nanoparticle is covered by a Ni film²². Inserts show the geometries of nanostructures.

nance²¹. This effect is accompanied by nontrivial wavelength and angular dependencies of the generated harmonic signal featuring a multifold enhancement of the nonlinear response in this oligomeric nanoscale system [see Fig. 2(c)].

Last but not least, we mention a very recent experimental demonstration²² of the enhanced magneto-optical effects in subwavelength a-Si nanodisks covered with a thin nickel (Ni) film [shown in Fig. 2(d)], and achieved the five-fold enhancement of the magneto-optical response of hybrid magnetophotonic metasurfaces, in comparison with a thin Ni film deposited on a Si substrate.

Multimodal and multipolar interference

To understand the major characteristics of the light scattering at the nanoscale, one usually employs the multipole decomposition of electromagnetic fields. In this way, the Mie scattering is characterized by partial intensities and radiation patterns of dominant excited multipole modes, not only the electric and magnetic dipoles but also higher-order multipolar modes and the modes with the toroidal geometry. For metal-

lic nanoparticles, the electric dipole mode usually dominates the Mie scattering. In contrast, incorporating the optical magnetic response for dielectric particles provides an extra degree of freedom for efficient light control, through interference of electric and magnetic dipoles and multipolar modes.

In the simplest case, when multipole modes are of the same type and they are produced by different elements, the interference physics of dielectric nanoparticles is associated with *Fano resonances*, and it resembles its plasmonic analogues²³. Nanoparticle structures demonstrate sharp Fano resonances with characteristic asymmetric scattering due to interference between non-radiative and radiative modes. Importantly, MD resonances of individual dielectric particles play a crucial role in the appearance of the Fano resonances^{24,25}.

Interference between the electric and magnetic dipole modes can lead to *unidirectional scattering*, characterized by the enhancement of forward scattering and suppression of backward scattering, or vice versa. Strong directional scattering of light can be realized due to interference of magnetic and electric dipole responses excited simultaneously with comparable strength^{26,27}, as shown in Fig. 3(a). This is conceptually similar to the so-called *Kerker condition*²⁸ for the zero back-

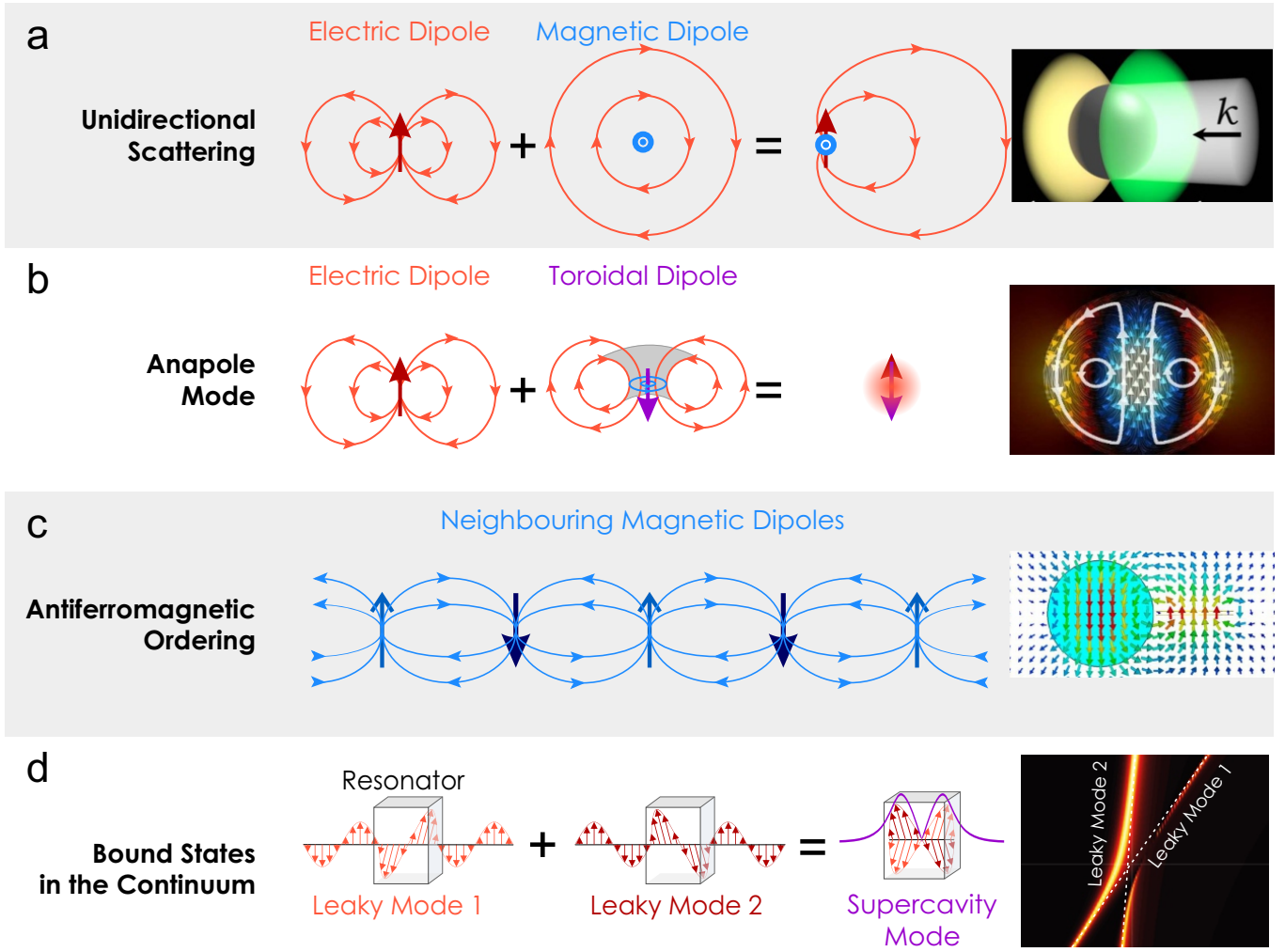


FIG. 3: **Multimodal and multipolar interference.** Examples of several major interference effects in all-dielectric resonant meta-optics (a) Kerker's effect and unidirectional scattering²⁶; (b) near-field confinement of light in the anapole mode³⁰; (c) antiferromagnetic ordering of magnetic dipole moments³²; and (d) strong mode coupling resulting in bound states in the continuum³⁴.

ward scattering, derived by M. Kerker *et al.* for a hypothetical magnetic particle having similar electric and magnetic properties.

Interference of electric and magnetic dipole modes offers only one example of a larger class of *multipolar interference effects* observable with dielectric particles. The approach extends further to higher orders as well as higher number of multipoles. One remarkable example is a control over a unidirectional scattering in a direction perpendicular to the direction of incident wave propagation by the interference of in-plane electric dipole and electric quadrupole together with an out-of plane magnetic dipole²⁹.

Perhaps most unusual example of multipolar interference is the interference of the electric dipole and toroidal mode [see Fig. 3(b)], which can suppress far-field radiation to create a virtually nonradiating source called an *optical anapole*³⁰. Isolated excitation of toroidal modes requires careful engineering of the nanoparticle structure to match the special corresponding near-field current distributions; still, even simple homo-

geneous dielectric particles with Mie resonances can support modes with toroidal symmetry. Recently, optical anapoles have been experimentally demonstrated in isolated Si and Ge nanoparticles^{30,31}.

Interference between magnetic dipole modes of composite nanostructures can result in a new type of optical magnetism resembling the staggered structure of spins in antiferromagnetic (AFM) ordered materials^{32,33}. This effect was first predicted for a hybrid meta-atom formed by a metallic split-ring resonator and high-index dielectric particle, both supporting optically-induced magnetic dipole resonances of different origin³². Such a metamolecule is characterized by two types of interacting magnetic dipole moments with the distance-dependent magnetization resembling the spin exchange interaction in magnetic materials [see Fig. 3(c)]. Recently, this prediction was demonstrated in experiment by directly mapping the structure of the electromagnetic fields, with the observation of strong coupling between the optically-induced magnetic moments accompanied by a flip of the magnetisation

orientation in each metamolecule creating an AFM lattice of staggered optically-induced magnetic moments³³. Such AFM states can also be found in all-dielectric structures, but their importance in shaping the radiation field is still to be understood.

Finally, we mention that high-index dielectric nanoparticles have been suggested recently for achieving large values of Q -factors of subwavelength nanoscale resonators in the regime of *bound states in the continuum*³⁴. This occurs through strong coupling of modes with avoided crossing [see Fig. 3(d)] and Fano resonances in dielectric finite-length nanorods resulting in high- Q nanophotonic *supercavity*³⁵. For an individual Si nanoresonator, this approach allows engineering supercavity modes to achieve $Q = 200$, that is of paramount interest for nonlinear optics and quantum nanophotonics, thus opening up new horizons for active and passive nanoscale metadevices.

Unidirectional scattering, anapole modes, optical antiferromagnetism, and bound states in the continuum are among the key fundamental concepts that will drive the progress in novel nanoscale photonic technologies in near future. We further review other emerging fields of meta-optics arising from those concepts, but notice that many other ideas are expected to be developed in the coming years.

Planar meta-optics

Unidirectional scattering of dielectric nanoparticles brings a new paradigm to the field of meta-optics. By arranging the forward-scattering nanoparticles in a planar layout, we can create a thin conformal layer that is resonant, yet transparent. Such two-dimensional arrangements of resonant elements are termed *metasurfaces*. In this section, we review the basic strategies to engineer the electromagnetic space for an efficient control of light with highly transparent metasurfaces.

Huygens' metasurfaces. An unidirectional scatterer that satisfies Kerker's condition represents an object described back to 1690: *a Huygens' source*³⁶. A well-known Huygens' principle states that each point on a wavefront acts as a secondary source of outgoing waves. The principle implies that sources do not radiate backward, however in its original formulation this principle does not specify the structure of the sources that would satisfy this requirement. More recently, it was suggested that a Huygens' source can be realised as electrically small antenna that is a superposition of crossed electric and magnetic dipoles.^{37,38} Thus, a dielectric nanoparticle that supports both electric and magnetic dipole modes does fulfil these requirements. An array of such nanoparticles creates a Huygens' metasurface that is not only transparent to incident light but, being resonant, allows for the phase accumulation in the entire range $0 \div 2\pi$. Indeed, a single resonance, at either electric or magnetic dipole, gives up to the π phase accumulation depending on its spectral position. When two resonances overlap, the total phase accumulation reaches 2π ³⁹. Importantly, by creating such a Huygens' metasurface from different elements tuned to different resonant frequency, one can create subwavelength phase gradients in the region

$0 \div 2\pi$ thus allowing for a full wavefront control of light by a subwavelength planar device.

Generalised Huygens' conditions. Huygens' metasurfaces prove to be a powerful concept with one limitation: a narrow spectral bandwidth around a single operational wavelength. Generalised Huygens' principle⁴⁰ overcomes this limitation. We notice here that the regime of the unidirectional scattering is not limited to dipolar resonances. Exemplarily, an array of superimposed electric and magnetic quadrupoles would interfere similarly to an array of electric and magnetic dipoles. More generally, a unidirectional scattering can be achieved by overlapping several multipoles of both even and odd symmetries that can interfere destructively in backward direction and constructively in forward direction. This concept allows to achieve an extended spectral range of operation⁴⁰.

Form birefringence. In addition to the phase control, dielectric nanoparticles allow to control polarisation of light via *form birefringence*. Conventionally, birefringent response of optical materials originates from anisotropy of their crystalline lattices (such as that of calcite). However, anisotropy at the material level is not a fundamental requirement for birefringence. A dielectric nanoparticle made of an isotropic material can alter polarisation of light due to its anisotropic form as its multipolar scattering spectrum becomes polarisation-dependent. Similar to optical magnetism, the form birefringence of nanoscale objects rises from their geometry, not material properties. An array of anisotropic nanoparticles can change polarisation of light in a desired way⁴⁰⁻⁴². By combining nanoparticles of different shapes, one can create high-resolution subwavelength polarisation gradients, which is difficult to achieve with conventional anisotropic crystals or even with liquid-crystal light modulators.

Geometric phase. An ability to engineer polarisation of incident light opens another opportunity for the wavefront control via the geometric phase⁴³⁻⁴⁵. This concept can be introduced by referring to the Poincare sphere, that is a hypothetical sphere representing a variety of the polarisation states of light. We can attribute any change of polarisation of light to a trajectory on the sphere. If the polarisation state of light is changing in the way to follow a closed trajectory on the Poincare sphere and enclosing a solid angle Θ , a light beam acquires an extra phase of $\pm\Theta/2$ where the sign depends on clockwise or counterclockwise motion along the closed trajectory. If the trajectory does not make a closed loop on the Poincare sphere, the accumulation of the geometric phase is found by connecting the starting and the final points with the shortest geodesic line⁴⁶. As the possible total angle on the sphere does not exceed 4π , the maximal accumulation of the geometric phase is 2π , that provides a full flexibility for the wavefront control.

Planar metadevices based on the concepts of Huygens' surfaces, form birefringence, and geometric phase allows to achieve an arbitrary complex control of phase and polarisation of light in ultra-thin transparent nanostructured layers. Figures 4(a-f) show characteristic examples of functional flat metadevices. Recent demonstrations include beam deflectors^{41,47-51}, lenses^{47,52-64} vortex masks^{49,56,65,66} and holo-

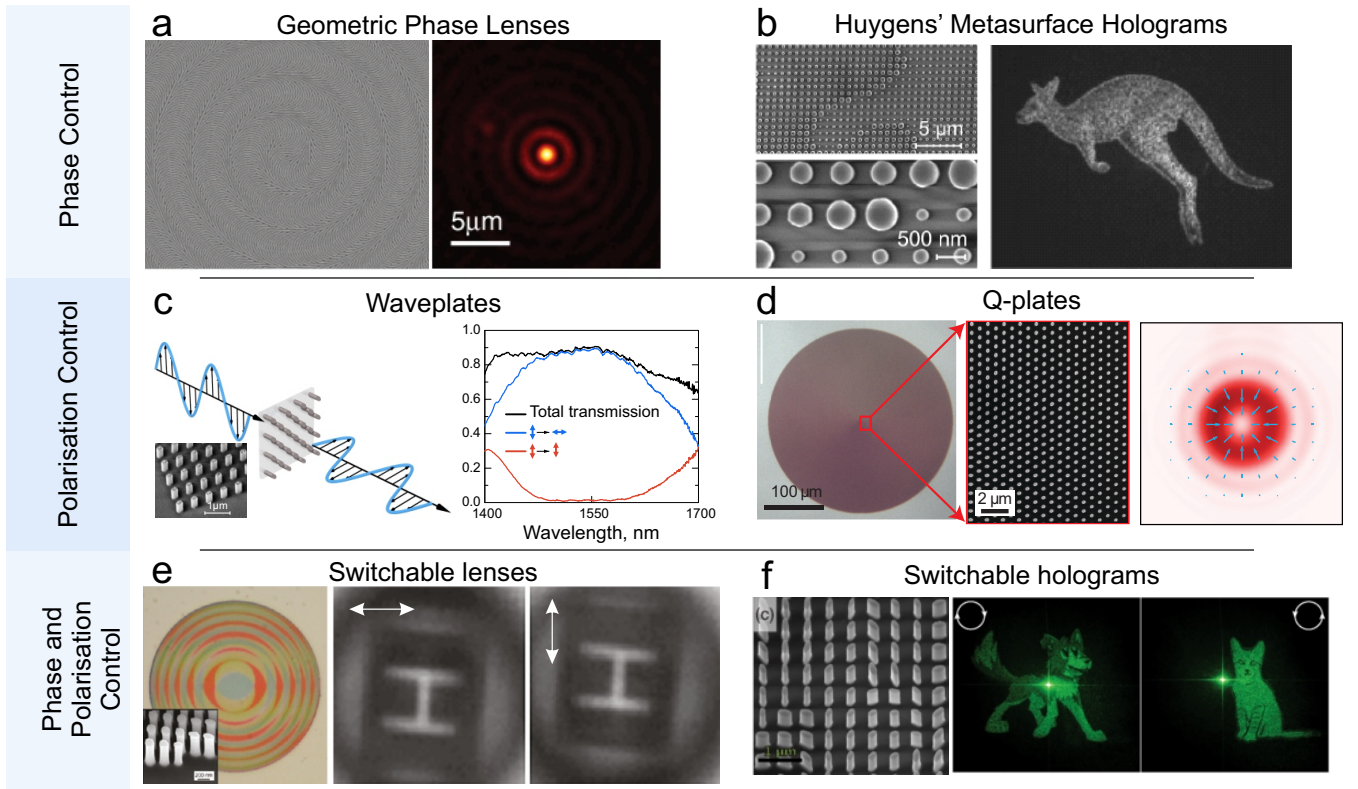


FIG. 4: **Examples of planar metadevices and their functionalities.** (a,b) Phase control with resonant metasurfaces by using (a) geometric phase⁴⁷ and (b) generalised Huygens' principle⁶⁷. (c,d) Polarisation control with form-birefringent metasurfaces. (c) Periodic array of anisotropic nanoresonators operating as a half-wave plate⁴⁰. (d) Metasurface q -plate generating radially polarised cylindrical vector beams⁴¹. (e,f) Simultaneous control of phase and polarisation for polarisation switchable (e) meta-lenses⁵² and (f) meta-holograms⁴².

grams^{41,67–73} that are based on the phase control with Huygens' sources and/or geometric phase. Holograms deserve a special attention as they rely on complex wavefront engineering and therefore showcase the potential of the meta-optics platform. An ability to control polarisation spun demonstration of waveplates⁴⁰, polarization beam splitters⁷⁴ and vector beam q -plates^{40,41}. Combination of phase and polarisation control leads to the development of novel types of optical elements, such as lenses with polarisation-switchable focus⁵² and holograms with polarisation-dependant reconstructed image⁴².

Metasurfaces based on dielectric nanostructures with both electric and magnetic Mie-type resonances have resulted in the best efficiency to date for functional flat meta-optics. A diagram in Fig. 5 visualises the rapid progress in planar meta-optics operating in the *transmission regime*. Nowadays, all-dielectric metasurface have well-surpassed their plasmonic counterparts^{75–85}: dielectric metasurfaces with transparency exceeding 90%^{40,41,67} have been demonstrated, being *as transparent as a glass film*. Efficiencies of both phase and polarisation control employing generalized Huygens' principle have reached 99%^{40,67}. Thus, in many cases, planar meta-optics matches or outperforms conventional optical elements offering much thinner elements.

Besides high performance, the metadevices provide many important advantages. Meta-optics is ultra-thin. In contrast

to conventional optical components that control light through its propagation inside bulk materials, the meta-optics controls the wave propagation via resonant response. That allows to achieve device thickness of only a fraction of a wavelength. That is more than a 100 times thinner than a human hair.

Polarization control with meta-optics provides effective birefringence that is several times larger than that in conventional crystals and liquid crystals. And spatial resolution of birefringence gradients is orders of magnitude higher than in liquid-crystal phase modulators let alone birefringent crystals.

Fabrication of highly-efficient planar meta-optics is easily scalable as it requires only one patterning step that produces a structure with binary height. This is a big advantage especially when compared to conventional diffractive optics. For example, kinoform diffractive optical elements are structures of continuously varying height. Their fabrication requires grey-scale lithography techniques that impose challenges on reproducibility and scalability. Multi-level diffractive optics – a "digitized" version of kinoforms – is more reliable to fabricate, however it requires multiple lithography steps precisely aligned to reach high efficiencies. Exemplary, a multi-level diffractive optics components with a diffraction efficiency of 99% would require at least 16 levels of height, that is four lithography steps.

Another big advantage of metasurfaces compared to kinoforms and multi-level diffractive optics comes from their sub-

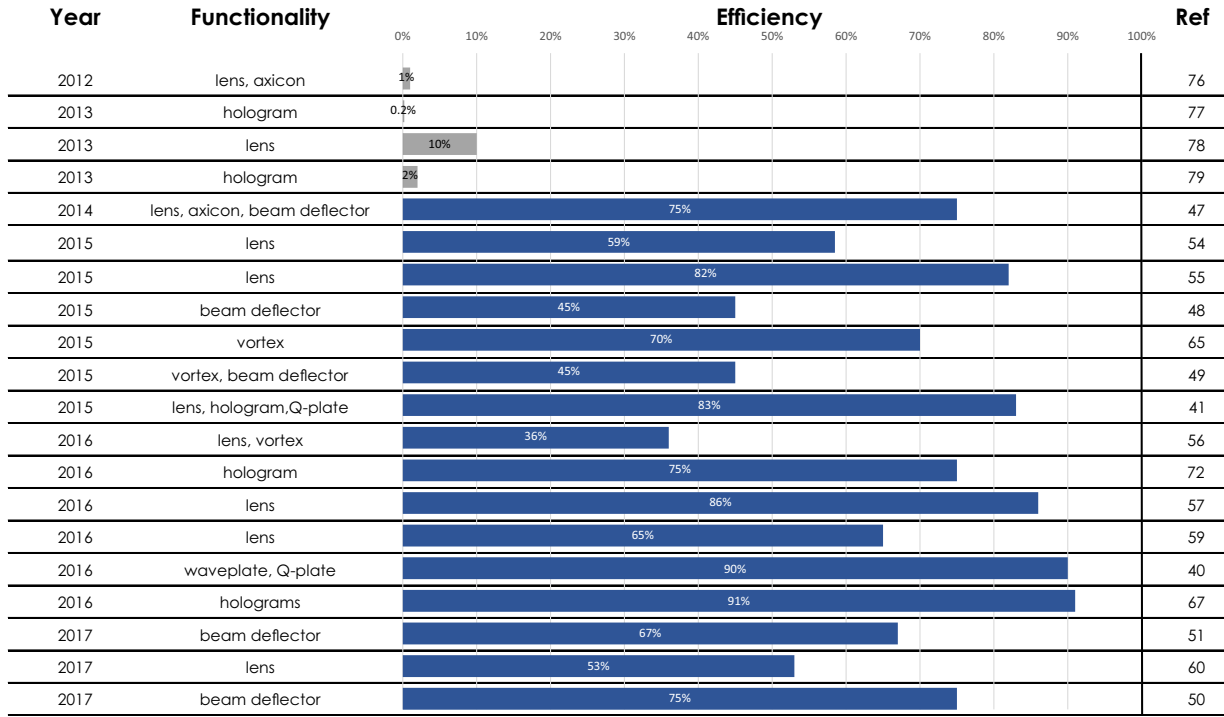


FIG. 5: **Efficiencies of transparent planar meta-optics devices.** Grey colour on the top marks the cases with elements made of metals, whereas blue colour stands for dielectric planar metadevices. Last column provides the references to the corresponding papers.

wavelength thickness: metasurfaces are essentially flat for incident light, therefore the effects of shadowing do not occur.

Advanced metadevices

Next, we look beyond passive and linear structures summarized above and foresee the great opportunities provided by all-dielectric resonant meta-optics in the rapidly developing fields of nonlinear nanophotonics, active meta-devices, tunable metasurfaces, quantum optics, and the emerging field of topological photonics.

Nonlinear optics describes intensity-dependent optical phenomena facilitated by strong light-matter interaction. For many years, the nonlinear optics has been mostly studying electric interactions, while the magnetic side of electromagnetism was disregarded. This comes from negligible nonlinear magnetization of materials at a microscopic level. However, nowadays it's been recognised that an intrinsic microscopic nonlinear electric polarizability of resonant nanoparticles may lead to induced *magnetic nonlinear effects*⁸⁶. Electric and magnetic multipolar generation can reshape completely nonlinear effects at the nanoscale. Recently nonlinear magnetic light emission was directly observed in second-harmonic generation from AlGaAs nanodisks [see Fig. 6(a)].⁸⁷ The presence of both electric and magnetic nonlinearities enrich the spectrum of interference effects and allow to enhance efficiency and control directionality and polarisation of nonlinear processes^{88,89}. A natural extension of the field of multipolar nonlinear nanophotonics is the physics of nonlinear metasur-

faces with novel functionalities. Recently a proposal has been made for a nonlinear mirror based⁹⁰ on THG in Si metasurfaces [see Fig. 6(b)]. Nonlinear mirrors have been established as a universal tool for ultrafast control of laser dynamics. However, traditional approaches are based on bulk crystals posing major difficulties on phase matching and alignment. Ultra-thin nonlinear mirrors based on all-dielectric metasurfaces would offer a major breakthrough in nonlinear-optics technologies^{91,92} with applications in nanoscale sensors, photodetectors, and light sources.

Active optical media structured at the nanoscale bring new physics to lasing dynamics and interplays of gain and loss. Recently, the new concept of a nanoscale laser has been suggested⁹³ [see Fig. 6(c)] based on a tightly confined anapole mode [see Fig. 3 (b) for the concept of anapole]. Designed as an optically pumped semiconductor nanodisk, it enables efficient coupling to waveguides and new mechanisms of mode-locking for ultrafast laser pulse generation, thus offering an attractive platform for advanced integrated photonic circuitry⁹³.

Importantly, the Mie resonances can govern the enhancement of spontaneous photon emission⁹⁴ and photoluminescence⁹⁵ from embedded quantum emitters such as quantum dots and NV centers, due to a good spatial overlap with the excited Mie modes. This field is in its infant stage, but it should see a rapid progress.

Dynamically reconfigurable all-dielectric metadevices open-up the whole new area of applications such as beam steering, holographic displays, optical zoom with flat lenses, and increase of information transfer and processing speed in telecommunication systems. The tunability can be achieved

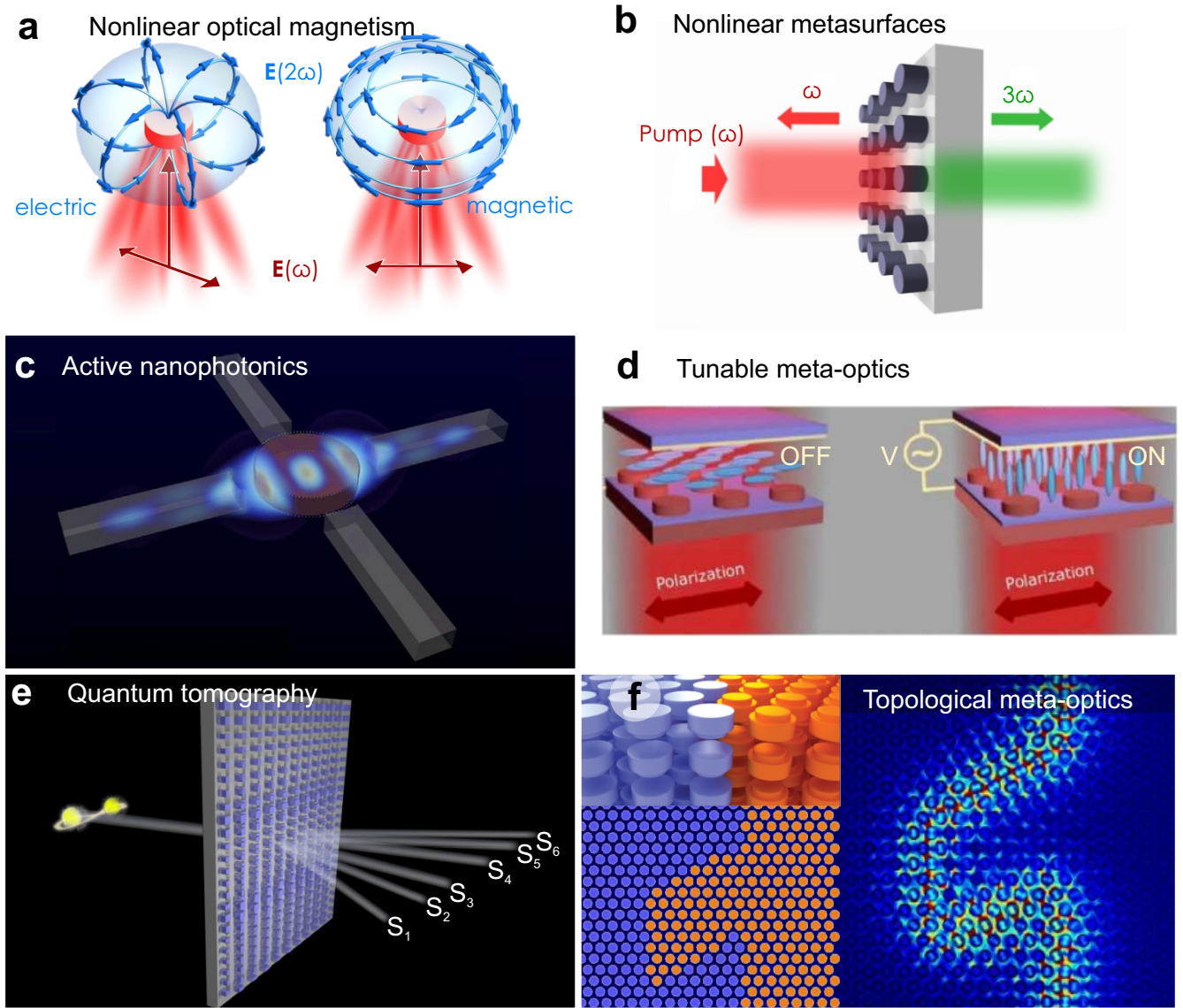


FIG. 6: **Advanced functionalities and metadevices.** (a) Nonlinear antennas generating electric or magnetic second harmonic⁸⁷. (b) Nonlinear mirror metasurface with control over directionality of third harmonic and transmission/reflection of pump⁹⁰. (c) Nanolaser based on an anapole mode cavity⁹³. (d) Electrically tunable metadevice based on dielectric metasurface infiltrated with liquid crystals⁹⁸. (e) Metasurface detector of quantum states of an arbitrary number of entangled photons¹¹⁷. (f) Topological edge states in 3D resonant dielectric nanostructures¹²².

in several ways, and only some of them are mentioned below.

Liquid crystals infiltration is the promising way to tune dielectric resonant nanoparticles as Mie resonances are sensitive to the refractive index of the surrounding. Therefore, the change of orientation, or phase of liquid crystals has a drastic effect on their optical responses. Both thermal⁹⁶ and electric^{97,98} reconfigurability of meta-optics infiltrated with liquid crystals have been demonstrated [see Fig. 6(d)].

Mechanical deformation was suggested and demonstrated as a tunability mechanism in metasurfaces^{99,100}. Stretching or bending metasurfaces alters inter-element coupling, and thus modifies the resulting optical response.

Free-charge carrier density change can be used to modulate permittivity of some materials. This allows to tune amplitude,

phase and polarisation of transmitted or/and reflected waves. Several material platforms have been suggested, including highly-doped Si and Ge nanoparticles¹⁰¹, GaAs nanostructures¹⁰² as well as graphene^{103,104} and thin ITO layers^{105,106}.

Phase changing materials offer a large change of material parameters upon the structural transition between two states. Typical examples include a transition from the amorphous to the crystalline state, or transition from insulator-to-conductor state. Thus, reconfigurability of meta-optics was achieved by implementing different phase changing material such as germanium antimony telluride (GST)^{107–109}, indium antimonide (InSb)¹⁰⁷, gallium lanthanum sulphide (GLS)¹⁰³, and vanadium dioxide (VO₂)^{110–112}.

Ultra-fast nonlinear all-optical switching is a promising

mechanism for modulation of metasurfaces' response. Strong nonlinear self-modulation was demonstrated for Si¹¹³ and GaAs nanostructures¹¹⁴. In addition, recent demonstrations of fast and large nonlinearities of epsilon-near-zero materials such as ITO¹¹⁵ and AZO¹¹⁶ shed new light on all-optical tunability of meta-optics, and are expected to be developed further.

Quantum optics is another promising direction for all-dielectric resonant nanophotonics. Recently, dielectric metasurfaces were suggested for multi-photon polarization tomography.¹¹⁷ The control of quantum-polarization states of entangled photons is an essential part of quantum information technologies, but conventional methods of measurements of quantum photon states rely on reconfigurable optical elements in bulk setups that compromises the speed and miniaturization of the whole system. In contrast to that, a single passive ultra-thin metasurface can be used for the full reconstruction of pure or mixed quantum polarization states across a broad bandwidth [see Fig. 6(e)] when paired with simple polarization-insensitive photon detectors. A subwavelength thin structure provides an ultimate miniaturization, and can facilitate photon tomography by spatially-resolved imaging without a need for reconfiguration. Such parallel-detection approach promises not only better robustness and scalability, but also the possibility to study the dynamics of quantum states in real time. We anticipate that metasurfaces will find applications in quantum communication, cryptography, and computation, where they can serve as robust and accurate elements, replacing multiple bulky optical components.

Topological nanophotonics has emerged recently as a promising direction of modern optics that aims to explore the concepts of topological order for novel phenomena in light-matter interactions.¹¹⁸ Topology studies global properties of systems that remain unchanged under continuous deformations of parameters, such as stretching or bending for the case of geometrical parameters. An interesting physics happens at an interface of two topologically dissimilar media: an edge state appears bridging a gap between two different topologies. Topological states in photonic systems correspond to localised or propagating modes of light. Having its topological origin, these modes are immune to deformations of an optical system. Topological photonics is seen as a promising direction to achieve insulation of optical circuitry from parasitic scattering on defects and interfaces. While first demonstrations of optical topological states were realised in systems of coupled optical waveguides¹¹⁹, resonant nanophotonics allows to create topological states on a subwavelength scale. To date, sub-wavelength edge states in chains of dielectric nanoparticles with Mie resonances have been suggested and demonstrated^{120,121}. More recently, a proposal was made for all-dielectric meta-crystals consisting of resonant building blocks exhibiting electromagnetic duality between electric and magnetic fields that may be used to create photonic topological

insulators supporting propagating edge states¹²². Figure 6(f) shows a side view and a top view of an interface between two topologically different optical meta-crystals. And right side of the figure depicts light propagating along the interface with no scattering at sharp bending corners. In such systems the magneto-electrical coupling plays the role of a synthetic gauge field that determines a topological transition to an insulating regime with a complete photonic band-gap. We envision the key role of loss-less resonant dielectric nanophotonics and metasurfaces in future demonstrations of topologically nontrivial phases of materials and edge states towards realisation of topologically protected waveguiding and routing.

Summary and outlook

The recent progress in low-loss meta-optics and all-dielectric resonant nanophotonics is associated with the study of optical magnetism in high-index dielectric nanoparticles that emerged as a new direction in the modern photonics. This field originates from century-old studies of light scattering by Gustav Mie and Lord Rayleigh, and it brings a powerful tool of optically-induced electric and magnetic Mie resonances into the fields of nanophotonics and metamaterials with the functionalities enabled by optical magnetic response. All-dielectric resonant structures have many advantages over their plasmonic counterparts, including resonant behaviour and low energy dissipation into heat. As such, the designs and effects offered by high-index resonant nanophotonics are expected to complement or even substitute different plasmonic components of nanoscale optical structures and metasurfaces for a range of applications. Importantly, the existence of strong electric and magnetic dipole resonances and smart engineering of multipole resonances can result in constructive or destructive interferences with unusual beam shaping, and it may also lead to the resonant enhancement of magnetic fields in dielectric nanoparticles that bring many novel functionalities for both linear and nonlinear regimes.

We expect that all-dielectric resonant meta-optics will ultimately employ all of the advantages of optically-induced magnetic resonances and shape many important applications and functionalities, including optical sensing, parametric amplification, nonlinear active media, as well as will find applications in integrated quantum circuitry and topological photonics underpinning a new generation of nanoantennas, nanolasers, highly-efficient metasurfaces, and ultrafast metadevices.

Acknowledgements. We thank our numerous colleagues and co-authors for many useful discussions and fruitful collaboration, the list is too long to name them all, but we appreciate their help and suggestions. This work was supported by different projects of the Australian Research Council and the ITMO University.

¹ N. I. Zheludev and Y. S. Kivshar, "From metamaterials to metadevices", *Nat. Mater.* **2012**, 11, 917.

² C.M. Soukoulis and M. Wegener, "Optical metamaterials more bulky and less lossy", *Science* **2010**, 330, 1633.

- ³ W. Cai, U. Chettar, H.-Y. Yuan, V.C. de Silva, A.V. Kildishev, V.P. Drachev, and V.M. Shalaev, "Metamagnetics with rainbow colors", *Opt. Exp.* **2007**, 15, 3333.
- ⁴ A. Alú and N. Engheta, "Dynamical theory of artificial optical magnetism produced by rings of plasmonic nanoparticles", *Phys. Rev. B* **2008**, 78, 085112.
- ⁵ L. Sun, T. Ma, S.-C. Yang, D.-K. Kim, G. Lee, J. Shi, I. Martinez, G.-R. Yi, G. Shvets, and X. Li, "Interplay Between Optical Bianisotropy and Magnetism in Plasmonic Metamolecules", *Nano Lett.* **2016**, 16, 4322.
- ⁶ B. Kante, K. O'Brien, A. Niv, X. Yin, and X. Zhang, "Proposed isotropic negative index in three-dimensional optical metamaterials", *Phys. Rev. B* **2012**, 85, 041103.
- ⁷ L. Qin, K. Zhang, R.-W. Peng, X. Xiong, W. Zhang, X.-R. Huang, and M. Wang, "Optical-magnetism-induced transparency in a metamaterial", *Phys. Rev. B* **2013**, 87, 125136.
- ⁸ S. S. Kruk, Z. J. Wong, E. Pshenay-Severin, K. O'Brien, D. N. Neshev, Y. S. Kivshar, and X. Zhang, "Magnetic hyperbolic optical metamaterials", *Nat. Commun.* **2016**, 7, 11329.
- ⁹ A.I. Kuznetsov, A.E. Miroshnichenko, M.L. Brongersma, Y.S. Kivshar, and B. Luk'yanchuk, "Optically resonant dielectric nanostructures", *Science* **2016**, 354, aag2472.
- ¹⁰ R. Merlin, "Metamaterials and the LandauLifshitz permeability argument: large permittivity begets high-frequency magnetism", *PNAS* **2009**, 106, 1693.
- ¹¹ I. Staude and J. Schilling, "Metamaterial-inspired silicon nanophotonics", *Nat. Photon.* **2017**, 11, 274.
- ¹² D.G. Baranov, D.A. Zuev, S.I. Lepeshov, O.V. Kotov, A.E. Krasnok, A.E. Evlyukhin, and B.N. Chichkov, "All-dielectric nanophotonics: the quest for better materials and fabrication techniques", *Optica* **2017**, 4, 814.
- ¹³ A.I. Kuznetsov, A.E. Miroshnichenko, Y.H. Fu, J. Zhang, B. Luk'yanchuk, "Magnetic light", *Sci. Rep.* **2012**, 2, 492.
- ¹⁴ A.B. Evlyukhin, S.M. Novikov, U. Zywietz, R.L. Eriksen, C. Reinhardt, S.I. Bozhevolnyi, B.N. Chichkov, "Demonstration of magnetic dipole resonances of dielectric nanospheres in the visible region", *Nano Lett.* **2012**, 12, 3749.
- ¹⁵ R.M. Bakker, D. Permyakov, Y.F. Yu, D. Markovich, R. Paniagua-Domínguez, L. Gonzaga, A. Samusev, Y. Kivshar, B. Luk'yanchuk, and A.I. Kuznetsov, "Magnetic and electric hotspots with silicon nanodimers", *Nano Lett.* **2015**, 15, 2137.
- ¹⁶ J. van De Groep, T. Coenen, S.A. Mann, and A. Polman, "Direct imaging of hybridized eigenmodes in coupled silicon nanoparticles", *Optica* **2016**, 3, 93.
- ¹⁷ M.I. Tribelsky and A.E. Miroshnichenko, "Giant in-particle field concentration and Fano resonances at light scattering by high-refractive-index particles", *Phys. Rev. A* **2016**, 93, 053837.
- ¹⁸ P. Kapitanova, V. Ternovski, A. Miroshnichenko, N. Pavlov, P. Belov, Y. Kivshar, and M. Tribelsky, "Giant field enhancement in high-index dielectric subwavelength particles", *Sci. Rep.* **2017**, 7, 731.
- ¹⁹ E.V. Melik-Gaykazyan, M.R. Shcherbakov, A.S. Shorokhov, I. Staude, I. Brener, D.N. Neshev, Y.S. Kivshar, and A.A. Fedyanin, "Third-harmonic generation from Mie-type resonances of isolated all-dielectric nanoparticles", *Phil. Trans. R. Soc. A* **2017**, 375, 20160281.
- ²⁰ P.A. Dmitriev, D.G. Baranov, V.A. Milichko, S.V. Makarov, I.S. Mukhin, A.K. Samusev, A.E. Krasnok, P.A. Belov, and Y.S. Kivshar, "Resonant Raman scattering from silicon nanoparticles enhanced by magnetic response", *Nanoscale* **2016**, 8, 9721.
- ²¹ A.S. Shorokhov, E.V. Melik-Gaykazyan, D.A. Smirnova, B. Hopkins, K.E. Chong, D.Y. Choi, M.R. Shcherbakov, A.E. Miroshnichenko, D.N. Neshev, A.A. Fedyanin, and Y.S. Kivshar, "Multifold enhancement of third-harmonic generation in dielectric nanoparticles driven by magnetic Fano resonances", *Nano Lett.* **2016**, 16, 4857.
- ²² M.G. Barsukova, A.S. Shorokhov, A.I. Musorin, D.N. Neshev, Y.S. Kivshar, and A.A. Fedyanin, "Magneto-optical response enhanced by Mie resonances in nanoantennas", *arXiv: 1707.03799*; *ACS Photonics* DOI: 10.1021/acsp Photonics.7b00783 **2017**.
- ²³ B. Luk'yanchuk, N.I. Zheludev, S.A. Maier, N.J. Halas, P. Nordlander, H. Giessen, C.T. Chong, "The Fano resonance in plasmonic nanostructures and metamaterials", *Nat. Mater.* **2010**, 9, 707.
- ²⁴ A.E. Miroshnichenko and Y.S. Kivshar, "Fano resonances in all-dielectric oligomers", *Nano Lett.* **2012**, 12, 6459.
- ²⁵ M. F. Limonov, M. V. Rybin, A. N. Poddubny, and Y. S. Kivshar, "Fano resonances in photonics", *Nat. Photon.* **2017**, 11, 543–554.
- ²⁶ Y.H. Fu, A.I. Kuznetsov, A.E. Miroshnichenko, Y.F. Yu, B. Luk'yanchuk, "Directional visible light scattering by silicon nanoparticles", *Nat. Commun.* **2013**, 4, 1527.
- ²⁷ S. Person, M. Jain, Z. Lapin, J.J. Sáenz, G. Wicks, and L. Novotny, "Demonstration of zero optical backscattering from single nanoparticles", *Nano Lett.* **2013**, 13, 1806.
- ²⁸ M. Kerker, D. Wang, and G. Giles, "Electromagnetic scattering by magnetic spheres", *J. Opt. Soc. Am.* **1983**, 73, 765.
- ²⁹ J. Li, N. Verellen, D. Vercruysse, T. Bearda, L. Lagae, and P. V. Dorpe, "All-Dielectric Antenna Wavelength Router with Bidirectional Scattering of Visible Light", *Nano Lett.* **2016**, 16, 4396–4403.
- ³⁰ A.E. Miroshnichenko, A.B. Evlyukhin, Y.F. Yu, R.M. Bakker, A. Chipouline, A.I. Kuznetsov, B. Luk'yanchuk, B.N. Chichkov, and Y.S. Kivshar, "Nonradiating anapole modes in dielectric nanoparticles", *Nat. Commun.* **2015**, 6, 8069.
- ³¹ G. Grinblat, Y. Li, M. P. Nielsen, R. F. Oulton, and S. A. Maier, "Enhanced third harmonic generation in single germanium nanodisks excited at the anapole mode", *Nano Lett.* **2016**, 16, 4635.
- ³² A. E. Miroshnichenko, B. Luk'yanchuk, S. A. Maier, and Y. S. Kivshar, "Optically Induced Interaction of Magnetic Moments in Hybrid Metamaterials", *ACS Nano* **2012**, 6, 837.
- ³³ A.E. Miroshnichenko, D. Filonov, B. Luk'yanchuk, and Y. Kivshar, "Antiferromagnetic order in hybrid electromagnetic metamaterials", *New J. Phys.* **2017**, 19, 083013.
- ³⁴ M.V. Rybin, K.L. Koshelev, Z.F. Sadreeva, A.A. Bogdanov, K.B. Samusev, M.F. Limonov, and Y.S. Kivshar, "High-Q supercavity modes in subwavelength dielectric resonators", *ArXiv: 1706.02099* **2017**.
- ³⁵ Y. Kivshar and M. Rybin, "Optical physics: Anisotropy enables unusual waves", *Nat. Photon.* **2017**, 11, 212.
- ³⁶ C. Huygens, "Treatise on Light", (Leiden: Pieter van der Aa, 1690).
- ³⁷ A.E. Krasnok, A.E. Miroshnichenko, P.A. Belov, Y.S. Kivshar, "Huygens optical elements and Yagi-Uda nanoantennas based on dielectric nanoparticles", *JETP Lett.* **2011**, 94, 593–598.
- ³⁸ J.-M. Geffrin, B. Garca-Camara, R. Gomez-Medina, P. Albella, L. Froufe-Perez, C. Eyraud, A. Litman, R. Vaillon, F. Gonzalez, M. Nieto-Vesperinas, J.J. Sáenz, and F. Moreno, "Magnetic and electric coherence in forward- and back-scattered electromagnetic waves by a single dielectric subwavelength sphere", *Nat. Commun.* **2012**, 3, 1171.
- ³⁹ M. Decker, I. Staude, M. Falkner, J. Dominguez, D. N. Neshev, I. Brener, T. Pertsch, and Y. S. Kivshar, "High efficiency dielectric Huygens' surfaces", *Adv. Opt. Mater.* **2015**, 3, 813.
- ⁴⁰ S. Kruk, B. Hopkins, I. I. Kravchenko, A. Miroshnichenko, D. N. Neshev, and Y. S. Kivshar, "Broadband highly efficient dielectric metadevices for polarization control", *APL Photonics* **2016**, 1, 030801.
- ⁴¹ A. Arbabi, Y. Horie, M. Bagheri, and A. Faraon, "Dielectric

- metasurfaces for complete control of phase and polarization with subwavelength spatial resolution and high transmission", *Nat. Nanotechnol.* **2015**, 10, 937.
- ⁴² J.B. Mueller, N.A. Rubin, R.C. Devlin, B. Groever, and F. Capasso, "Metasurface Polarization Optics: Independent Phase Control of Arbitrary Orthogonal States of Polarization", *Phys. Rev. Lett.* **2017**, 118, 113901.
 - ⁴³ S. Pancharatnam, "Generalized theory of interference and its applications. Part 2: Partially coherent pencils", *Proc. Indian Acad. Sci., A* **1956**, 44, 398.
 - ⁴⁴ M.V. Berry, "Quantal phase factors accompanying adiabatic changes", *Proc. Royal Society of London A* **1984**, 392, 45.
 - ⁴⁵ F.S. Roux, "Geometric phase lens", *J. Opt. Soc. Am. A* **2006**, 23, 476.
 - ⁴⁶ K. Wang, Y. Shi, A.S. Solntsev, S. Fan, A.A. Sukhorukov, and D.N. Neshev, "Non-reciprocal geometric phase in nonlinear frequency conversion", *Opt. Lett.* **2017**, 42, 1990.
 - ⁴⁷ D. Lin, P. Fan, E. Hasman, and M.L. Brongersma, "Dielectric gradient metasurface optical elements", *Science* **2014**, 345, 298.
 - ⁴⁸ Y.F. Yu, A.Y. Zhu, R. Paniagua-Domínguez, Y.H. Fu, B. Lukyanchuk, and A.I. Kuznetsov, "Hightransmission dielectric metasurface with 2 phase control at visible wavelengths", *Laser Photonics Rev.* **2015**, 9, 412.
 - ⁴⁹ M. I. Shalaev, J. Sun, A. Tsukernik, A. Pandey, K. Nikol'skiy, and N. M. Litchinitser, "High-efficiency all-dielectric metasurfaces for ultracompact beam manipulation in transmission mode", *Nano Lett.* **2015**, 15, 6261.
 - ⁵⁰ D. Sell, J. Yang, S. Doshay, R. Yang, and J.A. Fan, "Large-Angle, Multifunctional Metagratings Based on Freeform Multimode Geometries", *Nano Lett.* **2017**, 17, 3752.
 - ⁵¹ Z. Zhou, J. Li, R. Su, B. Yao, H. Fang, K. Li, L. Zhou, J. Liu, D. Stellinga, C. P. Reardon, T.F. Krauss, and X. Wang, "Efficient silicon metasurfaces for visible light", *ACS Photonics* **2017**, 4, 544.
 - ⁵² E. Schonbrun, K. Seo, and K.B. Crozier, "Reconfigurable imaging systems using elliptical nanowires", *Nano Lett.* **2011**, 11, 4299.
 - ⁵³ S. Vo, D. Fattal, W.V. Sorin, Z. Peng, T. Tran, M. Fiorentino, and R.G. Beausoleil, "Sub-wavelength grating lenses with a twist", *Phot. Tech. Letters* **2014**, 26, 1375.
 - ⁵⁴ T. Matsui, S. Yamashita, H. Wado, H. Fujikawa, and H. Iizuka, "Flat grating lens utilizing widely variable transmission-phase via guided-modes", *Opt. Lett.* **2015**, 40, 25.
 - ⁵⁵ A. Arbabi, Y. Horie, A.J. Ball, M. Bagheri, and A. Faraon, "Subwavelength-thick lenses with high numerical apertures and large efficiency based on high-contrast transmitarrays", *Nat. Commun.* **2015**, 6, 7069.
 - ⁵⁶ A. Zhan, S. Colburn, R. Trivedi, T. K. Fryett, C. M. Dodson, and Arka Majumdar, "Low-Contrast Dielectric Metasurface Optics", *ACS Photonics* **2016**, 3, 209 – 214.
 - ⁵⁷ M. Khorasaninejad, W.T. Chen, R.C. Devlin, J. Oh, A.Y. Zhu, and F. Capasso, "Metalenses at visible wavelengths: Diffraction-limited focusing and subwavelength resolution imaging", *Science* **2016**, 352, 1190.
 - ⁵⁸ A. Arbabi, E. Arbabi, S. M. Kamali, Y. Horie, S. Han, and A. Faraon, "Miniature optical planar camera based on a wide-angle metasurface doublet corrected for monochromatic aberrations", *Nat. Commun.* **2016**, 7, 13682.
 - ⁵⁹ E. Arbabi, A. Arbabi, S. M. Kamali, Y. Horie, and A. Faraon, "Multiwavelength polarization-insensitive lenses based on dielectric metasurfaces with meta-molecules", *Optica* **2016**, 3, 628.
 - ⁶⁰ W.T. Chen, A.Y. Zhu, M. Khorasaninejad, Z. Shi, V. Sanjeev, and F. Capasso, "Immersion Meta-Lenses at Visible Wavelengths for Nanoscale Imaging", *Nano Lett.* **2017**, 17, 3188.
 - ⁶¹ B. Groever, W.T. Chen, and F. Capasso, "Meta-Lens Doublet in the Visible Region", *Nano Lett.* **2017**, 17, 4902–4907.
 - ⁶² M. Khorasaninejad, Z. Shi, A. Y. Zhu, W.-T. Chen, V. Sanjeev, A. Zaidi, and F. Capasso, "Achromatic metalens over 60 nm bandwidth in the visible and metalens with reverse chromatic dispersion", *Nano Lett.* **2017**, 17, 1819.
 - ⁶³ R. Paniagua-Dominguez, Y.F. Yu, E. Khaidarov, R.M. Bakker, X. Liang, Y.H. Fu, and A.I. Kuznetsov, "A Metalens with Near-Unity Numerical Aperture", *arXiv:1705.00895* **2017**.
 - ⁶⁴ P. Lalanne and P. Chavel, "Metalenses at visible wavelengths: past, present, perspectives", *Laser Photonics Rev.* **2017**, 11, 1600295.
 - ⁶⁵ K.E. Chong, I. Staude, A. James, J. Dominguez, S. Liu, S. Campione, G. S. Subramania, T. S. Luk, M. Decker, D. N. Neshev, I. Brener, and Y.S. Kivshar, "Polarization-independent silicon metadevices for efficient optical wavefront control", *Nano Lett.* **2015**, 15, 5369.
 - ⁶⁶ Z. Wang, Y. Yan, A. Arbabi, G. Xie, C. Liu, Z. Zhao, Y. Ren, L. Li, N. Ahmed, A.J. Willner, E. Arbabi, A. Faraon, R. Bock, S. Ashrafi, M. Tur, and A.E. Willner, "Orbital angular momentum beams generated by passive dielectric phase masks and their performance in a communication link", *Opt. Lett.* **2017**, 42, 2746.
 - ⁶⁷ L. Wang, S. Kruk, H. Tang, T. Li, I. Kravchenko, D.N. Neshev, and Y.S. Kivshar, "Grayscale transparent metasurface holograms", *Optica* **2016**, 3, 1504.
 - ⁶⁸ K.E. Chong, L. Wang, I. Staude, A.R. James, J. Dominguez, S. Liu, G.S. Subramania, M. Decker, D.N. Neshev, I. Brener, and Y.S. Kivshar, "Efficient polarization-insensitive complex wavefront control using Huygens' metasurfaces based on dielectric resonant meta-atoms", *ACS Photonics* **2016**, 3, 514.
 - ⁶⁹ W. Zhao, H. Jiang, B. Liu, J. Song, Y. Jiang, C. Tang, and J. Li, "Dielectric Huygens' Metasurface for High-Efficiency Hologram Operating in Transmission Mode", *Sci. Rep.* **2016**, 6.
 - ⁷⁰ W. Zhao, B. Liu, H. Jiang, J. Song, Y. Pei, and Y. Jiang, "Full-color hologram using spatial multiplexing of dielectric metasurface", *Opt. Lett.* **2016**, 41, 147.
 - ⁷¹ B. Wang, F. Dong, Q.-T. Li, D. Yang, C. Sun, J. Chen, Z. Song, L. Xu, W. Chu, Y.-F. Xiao, Q. Gong, and Y. Li, "Visible-frequency dielectric metasurfaces for multiwavelength achromatic and highly dispersive holograms", *Nano Lett.* **2016**, 16, 5235.
 - ⁷² M. Khorasaninejad, A. Ambrosio, P. Kanhaiya, and F. Capasso, "Broadband and chiral binary dielectric meta-holograms", *Sci. Adv.* **2016**, 2, e1501258.
 - ⁷³ K. Huang, Z. Dong, S. Mei, L. Zhang, Y. Liu, H. Liu, H. Zhu, J. Teng, B. Lukyanchuk, J. K. W. Yang, and C.-W. Qiu, "Silicon multi-meta-holograms for the broadband visible light", *Laser Photonics Rev.* **2016**, 10, 500.
 - ⁷⁴ M. Khorasaninejad, W. Zhu, and K. Crozier, "Efficient polarization beam splitter pixels based on a dielectric metasurface", *Optica* **2015**, 2, 376.
 - ⁷⁵ L. Zhang, S. Mei, K. Huang, and C.-W. Qiu, "Advances in Full Control of Electromagnetic Waves with Metasurfaces", *Adv. Opt. Mater.* **2016**, 4, 818.
 - ⁷⁶ F. Aieta, P. Genevet, M. Kats, N. Yu, R. Blanchard, Z. Gaburro, and F. Capasso, "Aberration-free ultrathin flat lenses and axicons at telecom wavelengths based on plasmonic metasurfaces", *Nano Lett.* **2012**, 12, 4932–4936.
 - ⁷⁷ F. Zhou, Y. Liu, and W. Cai, "Plasmonic holographic imaging with V-shaped nanoantenna array", *Opt. Exp.* **2013**, 21, 4348–4354.
 - ⁷⁸ X. Ni, S. Ishii, A. Kildishev, V. Shalaev, "Ultra-thin, planar, Babinet-inverted plasmonic metalenses", *Light: Sci. Appl.* **2013**, 2, e72.

- ⁷⁹ L. Huang, X. Chen, H. Mühlenbernd, H. Zhang, S. Chen, B. Bai, Q. Tan, G. Jin, K. Cheah, C. Qiu, and others, "Three-dimensional optical holography using a plasmonic metasurface", *Nat. Commun.* **2013**, 4, 2808.
- ⁸⁰ H.-T. Chen, A. J. Taylor, and N. Yu, "A review of metasurfaces: physics and applications", *Rep. Prog. Phys.* **2016**, 79, 076401.
- ⁸¹ N. M. Estakhri and A. Alu, "Recent progress in gradient metasurfaces", *JOSA B* **2016**, 33, A21–A30.
- ⁸² P. Genevet, F. Capasso, F. Aieta, M. Khorasaninejad, and R. Devlin, "Recent advances in planar optics: from plasmonic to dielectric metasurfaces", *Optica* **2017**, 4, 139–152.
- ⁸³ C. L. Holloway, E. F. Kuester, J. A. Gordon, J. O'Hara, J. Booth, and D. R. Smith, "An overview of the theory and applications of metasurfaces: the two-dimensional equivalents of metamaterials", *Optica* **2012**, 54, 10–35.
- ⁸⁴ A. V. Kildishev, A. Boltasseva, V. M. Shalae, "Planar photonics with metasurfaces", *Science* **2013**, 339, 1232009.
- ⁸⁵ F. Monticone and A. Alu, "Metamaterial, plasmonic and nanophotonic devices", *Rep. Prog. Phys.* **2017**, 80, 036401.
- ⁸⁶ D.A. Smirnova, A.B. Khanikaev, L.A. Smirnov, and Y.S. Kivshar, "Multipolar third-harmonic generation driven by optically induced magnetic resonances", *ACS Photonics* **2016**, 3, 1468.
- ⁸⁷ S. Kruk, R. Camacho-Morales, L. Xu, M. Rahmani, D. A. Smirnova, L. Wang, H.H. Tan, C. Jagadish, D.N. Neshev, and Y.S. Kivshar, "Nonlinear Optical Magnetism revealed by Second-Harmonic Generation in Nanoantennas", *Nano Lett.* **2017**, 17, 3914.
- ⁸⁸ R. Camacho-Morales, M. Rahmani, S. Kruk, L. Wang, L. Xu, D. A. Smirnova, A. S. Solntsev, A. Miroshnichenko, H. H. Tan, F. Karouta, S. Naureen, K. Vora, L. Carletti, C. De Angelis, C. Jagadish, Y.S. Kivshar, and D.N. Neshev, "Nonlinear generation of vector beams from AlGaAs nanoantennas", *Nano Lett.* **2016**, 16, 7191.
- ⁸⁹ L. Wang, S. Kruk, L. Xu, M. Rahmani, D. Smirnova, A. Solntsev, I. Kravchenko, D. Neshev, and Y. Kivshar, "Shaping the third-harmonic radiation from silicon nanodimers", *Nanoscale* **2017**, 9, 2201.
- ⁹⁰ L. Wang, L. Xu, S. Kruk, D. Smirnova, D. Neshev, and Y. Kivshar, "Nonlinear mirror with all-dielectric metasurface", *CLEO/Europe-EQEC 2017* **2017**, CD-4.3 MON.
- ⁹¹ G. Li, S. Zhang and T. Zentgraf, "Nonlinear photonic metasurfaces", *Nat. Rev. Mater.* **2017**, 2, 17010.
- ⁹² A. Krasnok, M. Tymchenko, and A. Alu, "Nonlinear metasurfaces: a paradigm shift in nonlinear optics", *arXiv:1706.07563*
- ⁹³ J.S.T. Gongora, A.E. Miroshnichenko, Y.S. Kivshar, and A. Fratalocchi, "Anapole nanolasers for mode-locking and ultrafast pulse generation", *Nat. Commun.* **2017**, 8, 15535.
- ⁹⁴ D. Bouchet, M. Mivelle, J. Proust, B. Gallas, I. Ozerov, M.F. Garcia-Rapajo, A. Gulinatti, I. Rech, Y. De Wilde, N. Bonod, V. Krachmalnicoff, and S. Bidault, "Enhancement and inhibition of spontaneous photon emission by resonant silicon nanoantennas", *Phys. Rev. Applied* **2016**, 6, 064016.
- ⁹⁵ V. Rutckaia, F. Heyroth, A. Novikov, M. Shaleev, M. Petrov, and J. Schilling *Nano Lett.* **2017** DOI: 10.1021/acs.nanolett.7b03248.
- ⁹⁶ J. Sautter, I. Staude, M. Decker, E. Rusak, D.N. Neshev, I. Brener, and Y.S. Kivshar, "Active tuning of all-dielectric metasurfaces", *ACS Nano* **2015**, 9, 4308.
- ⁹⁷ A. Minovich, J. Farnell, D.N. Neshev, I. McKerracher, F. Karouta, J. Tian, D.A. Powell, I.V. Shadrivov, H. Hoe Tan, C. Jagadish, and Y.S. Kivshar, "Liquid crystal based nonlinear fishnet metamaterials", *Appl. Phys. Lett.* **2012**, 100, 121113.
- ⁹⁸ A. Komar, Z. Fang, J. Bohn, J. Sautter, M. Decker, A. Miroshnichenko, T. Pertsch, I. Brener, Y. S. Kivshar, I. Staude, and D. Neshev, "Electrically tunable all-dielectric optical metasurfaces based on liquid crystals", *App. Phys. Lett.* **2017**, 110, 071109.
- ⁹⁹ P. Gutruf, C. Zou, W. Withayachumnankul, M. Bhaskaran, S. Srimam, and C. Fumeaux, "Mechanically tunable dielectric resonator metasurfaces at visible frequencies", *ACS Nano* **2015**, 10, 133.
- ¹⁰⁰ S.M. Kamali, E. Arbabi, A. Arbabi, Y. Horie, and A. Faraon, "Highly tunable elastic dielectric metasurface lenses", *Laser Photonics Rev.* **2016**, 10, 1002.
- ¹⁰¹ T. Lewi, P.P. Iyer, N.A. Butakov, A.A. Mikhailovsky, and J.A. Schuller, "Widely tunable infrared antennas using free carrier refraction", *Nano Lett.* **2015**, 15, 8188.
- ¹⁰² Y.C. Jun and I. Brener, "Electrically tunable infrared metamaterials based on depletion-type semiconductor devices", *J. Optics* **2012**, 14, 114013.
- ¹⁰³ Z. Samson, K. MacDonald, F. De Angelis, B. Gholipour, K. Knight, C. Huang, E. Di Fabrizio, D. Hewak, and N. Zheludev, "Metamaterial electro-optic switch of nanoscale thickness", *App. Phys. Lett.* **2010**, 96, 143105.
- ¹⁰⁴ M. C. Sherrott, P. W. C. Hon, K. T. Fountaine, J. C. Garcia, S. M. Ponti, V. W. Brar, L. A. Sweatlock, and H. A. Atwater, "Experimental Demonstration of 2300 Phase Modulation in Gate-Tunable Graphene-Gold Reconfigurable Mid-Infrared Metasurfaces", *Nano Lett.* **2017**, 17, 3027–3034.
- ¹⁰⁵ J. Park, J. Kang, S.J. Kim, X. Liu, and M.L. Brongersma, "Dynamic reflection phase and polarization control in metasurfaces", *Nano Lett.* **2017**, 17, 407.
- ¹⁰⁶ Y.-W. Huang, H. W. H. Lee, R. Sokhoyan, R. A. Pala, K. Thyagarajan, S. Han, D. P. Tsai, and H. A. Atwater, "Gate-Tunable Conducting Oxide Metasurfaces", *Nano Lett.* **2016**, 16, 5319–5325.
- ¹⁰⁷ A.K.U. Michel, D.N. Chigrin, T.W. Ma, K. Schonauer, M. Salinga, M. Wuttig, and T. Taubner, "Using low-loss phase-change materials for mid-infrared antenna resonance tuning", *Nano Lett.* **2013**, 13, 3470.
- ¹⁰⁸ Q. Wang, E. T. Rogers, B. Gholipour, C.-M. Wang, G. Yuan, J. Teng, and N.I. Zheludev, "Optically reconfigurable metasurfaces and photonic devices based on phase change materials", *Nat. Photon.* **2016**, 10, 60.
- ¹⁰⁹ C.H. Chu, M.L. Tseng, J. Chen, P.C. Wu, Y.-H. Chen, H.-C. Wang, T.-Y. Chen, W.T. Hsieh, H.J. Wu, G. Sun, et al., "Active dielectric metasurface based on phase change medium", *Laser Photonics Rev.* **2016**, 10, 986.
- ¹¹⁰ T. Driscoll, H.-T. Kim, B.-G. Chae, B.-J. Kim, Y.-W. Lee, N. M. Jokerst, S. Palit, D. R. Smith, M. Di Ventra, and D. N. Basov, "Memory metamaterials", *Science* **2009**, 325, 1518.
- ¹¹¹ M.J. Dicken, K. Aydin, I.M. Pryce, L.A. Sweatlock, E. . Boyd, S. Walavalkar, J. Ma, and H.A. Atwater, "Frequency tunable near-infrared metamaterials based on VO₂ phase transition", *Opt. Express* **2009**, 17, 18330.
- ¹¹² Z. Zhu, P. G. Evans, R. F. Haglund, and J. Valentine, "Dynamically Reconfigurable Metadevice Employing Nanostructured Phase-Change Materials", *Nano Lett.* **2017**, 17, 4881–4885.
- ¹¹³ M.R. Shcherbakov, P.P. Vabishchevich, A.S. Shorokhov, K.E. Chong, D.-Y. Choi, I. Staude, A.E. Miroshnichenko, D.N. Neshev, A.A. Fedyanin, and Y.S. Kivshar, "Ultrafast all-optical switching with magnetic resonances in nonlinear dielectric nanostructures", *Nano Lett.* **2015**, 15, 6985.
- ¹¹⁴ M.R. Shcherbakov, S. Liu, V.V. Zubyuk, A. Vaskin, P.P. Vabishchevich, G. Keeler, T. Pertsch, T.V. Dolgova, I. Staude, I. Brener, and A.A. Fedyanin, "Ultrafast all-optical tuning of direct-gap semiconductor metasurfaces", *Nat. Commun.* **2017**, 8, 17.
- ¹¹⁵ M.Z. Alam, I. De Leon, and R.W. Boyd, "Large optical nonlinearity of indium tin oxide in its epsilon-near-zero region", *Sci-*

- ence **2016**, 352, 795.
- ¹¹⁶ L. Caspani, R. Kaipurath, M. Clerici, M. Ferrera, T. Roger, J. Kim, N. Kinsey, M. Pietrzyk, A. Di Falco, V.M. Shalaev, A. Boltasseva, and D. Faccio, "Enhanced nonlinear refractive index in -near-zero materials", *Phys. Rev. Lett.* **2016**, 116, 233901.
 - ¹¹⁷ K. Wang, S.S. Kruk, L. Xu, M. Parry, H.-P. Chung, A.S. Solntsev, J.G. Titchener, I. Kravchenko, Y.-H. Chen, Y. Kivshar, D.N. Neshev, and A.A. Sukhorukov, "Quantum imaging with dielectric metasurfaces for multi-photon polarization tomography", in *CLEO:QELS Fundamental Science 2017*, paper JW4G5(OSA, 2017).
 - ¹¹⁸ L. Lu, J. D. Joannopoulos, and M. Soljacić, "Topological photonics", *Nat. Photon.* **2014**, 8, 821.
 - ¹¹⁹ M. Hafezi, S. Mittal, J. Fan, A. Migdall, and J. Taylor, "Imaging topological edge states in silicon photonics", *Nat. Photon.* **2013**, 7, 1001.
 - ¹²⁰ A. P. Slobozhanyuk, A. N. Poddubny, A. E. Miroschnichenko, P. A. Belov, and Y. S. Kivshar, "Subwavelength topological edge states in optically resonant dielectric structures", *Phys. Rev. Lett.* **2015**, 114, 123901.
 - ¹²¹ S. Kruk, A. Slobozhanyuk, D. Denkova, A. Poddubny, I. Kravchenko, A. Miroschnichenko, D. Neshev, and Y. Kivshar, "Edge States and Topological Phase Transitions in Chains of Dielectric Nanoparticles", *Small* 13 (2017) DOI: 10.1002/sml.201603190.
 - ¹²² A. Slobozhanyuk, S.H. Mousavi, X.Ni, D. Smirnova, Y.S. Kivshar, and A. B. Khanikaev, "Three-dimensional all-dielectric photonic topological insulator", *Nat. Photon.* **2016**, 11, 130.