

THE OMEGAWHITE SURVEY FOR SHORT-PERIOD VARIABLE STARS - V. DISCOVERY OF AN ULTRACOMPACT HOT SUBDWARF BINARY WITH A COMPACT COMPANION IN A 44 MINUTE ORBIT

T. KUPFER,¹ G. RAMSAY,² J. VAN ROESTEL,³ J. BROOKS,⁴ S. A. MACFARLANE,^{3,5} R. TOMA,² P. J. GROOT,^{3,6,5} P. A. WOUTD,⁵ L. BILDSTEN,^{4,6} T. R. MARSH,⁷ M. J. GREEN,⁷ E. BREEDT,⁷ D. KILKENNY,⁸ J. FREUDENTHAL,⁹ S. GEIER,¹⁰ U. HEBER,¹¹ S. BAGNULO,² N. BLAGORODNOVA,¹ D. A. H. BUCKLEY,¹² V. S. DHILLON,^{13,14} S. R. KULKARNI,¹ R. LUNNAN,^{1,15} AND T. A. PRINCE¹

¹*Division of Physics, Mathematics and Astronomy, California Institute of Technology, Pasadena, CA 91125, USA*

²*Armagh Observatory and Planetarium, College Hill, Armagh BT61 9DG, UK*

³*Department of Astrophysics/IMAPP, Radboud University, PO Box 9010, NL-6500 GL Nijmegen, the Netherlands*

⁴*Department of Physics, University of California, Santa Barbara, CA 93106, USA*

⁵*Department of Astronomy, University of Cape Town, Private Bag X3, Rondebosch 7700, South Africa*

⁶*Kavli Institute for Theoretical Physics, University of California, Santa Barbara, CA 93106, USA*

⁷*Department of Physics, University of Warwick, Coventry CV4 7AL, UK*

⁸*Department of Physics & Astronomy, University of the Western Cape, Private Bag X17, Bellville 7535, South Africa*

⁹*Institut für Astrophysik, Georg-August-Universität Göttingen, Friedrich-Hund-Platz 1, 37077 Göttingen, Germany*

¹⁰*Institute for Astronomy and Astrophysics, Kepler Center for Astro and Particle Physics, Eberhard Karls University, Sand 1, 72076 Tübingen, Germany*

¹¹*Dr. Remeis-Sternwarte & ECAP, Astronomical Institute, University of Erlangen-Nuremberg, Germany*

¹²*South African Astronomical Observatory, Cape Town, South Africa*

¹³*Department of Physics & Astronomy, University of Sheffield, Sheffield, S3 7RH, UK*

¹⁴*Instituto de Astrofísica de Canarias (IAC), E-38200 La Laguna, Tenerife, Spain*

¹⁵*The Oskar Klein Centre & Department of Astronomy, Stockholm University, AlbaNova, SE-106 91 Stockholm, Sweden*

ABSTRACT

We report the discovery of the ultracompact hot subdwarf (sdOB) binary OW J074106.0-294811.0 with an orbital period of $P_{\text{orb}}=44.66279 \pm 1.16 \times 10^{-4}$ min, making it the most compact hot subdwarf binary known. Spectroscopic observations using the VLT, Gemini and Keck telescopes revealed a He-sdOB primary with an intermediate helium abundance, $T_{\text{eff}}=39400 \pm 500$ K and $\log g=5.74 \pm 0.09$. High signal-to-noise ratio lightcurves show strong ellipsoidal modulation resulting in a derived sdOB mass $M_{\text{sdOB}}=0.23 \pm 0.12 M_{\odot}$ with a WD companion ($M_{\text{WD}}=0.72 \pm 0.17 M_{\odot}$). The mass ratio was found to be $q=M_{\text{sdOB}}/M_{\text{WD}}=0.32 \pm 0.10$. The derived mass for the He-sdOB is inconsistent with the canonical mass for hot subdwarfs of $\approx 0.47 M_{\odot}$.

To put constraints on the structure and evolutionary history of the sdOB star we compared the derived T_{eff} , $\log g$ and sdOB mass to evolutionary tracks of helium stars and helium white dwarfs calculated with Modules for Experiments in Stellar Astrophysics (MESA). We find that the best fitting model is a helium white dwarf with a mass of $0.320 M_{\odot}$, which left the common envelope ≈ 1.1 Myr ago, is consistent with the observations. As a helium white dwarf with a massive white dwarf companion the object will reach contact in 17.6 Myr at an orbital period of 5 min. Depending on the spin-orbit synchronization timescale the object will either merge to form an R CrB star or end up as a stably accreting AM CVn-type system with a helium white dwarf donor.

Keywords: (stars:) binaries (including multiple): close – stars: individual (OW J074106.0-294811.0) – (stars:) subdwarfs – (stars:) white dwarfs

1. INTRODUCTION

Hot subdwarfs (sdOs/sdBs) are low mass He-stars with very thin hydrogen envelopes. They have effective temperatures similar to O and B stars but are several orders of magnitude less luminous due to their small size (Heber 1986, 2009, 2016). Maxted et al. (2001) and Napiwotzki et al. (2004) showed that $> 50\%$ of sdB/sdO stars are in compact binaries with orbital periods $P_{\text{orb}} < 10$ days. Formation and orbital shrinkage through a common envelope phase is the only way to form such compact binaries (Han et al. 2002, 2003; Nelemans 2010).

It has been shown that hot subdwarfs in compact sdB/sdO + white dwarf (WD) binaries with $P_{\text{orb}} \lesssim 2$ hours on the exit of the common envelope phase still burn helium when the sdB/sdO fills its Roche Lobe. Due to the emission of gravitational waves, the binary is predicted to shrink until the hot subdwarf star fills its Roche lobe at an orbital period of 16 to 50 min and starts mass transfer. He-rich material is then transferred to the WD companion with typical mass transfer rates of $\dot{M} \approx 10^{-8} M_{\odot} \text{yr}^{-1}$ (e.g. Savonije et al. 1986; Tutukov & Fedorova 1989; Tutukov & Yungelson 1990; Iben & Tutukov 1991; Yungelson 2008; Piersanti et al. 2014; Brooks et al. 2015).

Most of the known compact sdB/sdO binaries reside in systems with orbital periods ≥ 0.1 days where the sdB/sdO will have turned into a carbon/oxygen WD when both components get into contact (Kupfer et al. 2015). So far only two hot subdwarf binaries with a white dwarf companion and an orbital period $P_{\text{orb}} < 90$ min are known (Vennes et al. 2012; Geier et al. 2013; Kupfer et al. 2017).

Just recently Kupfer et al. (2017) discovered the ultracompact sdB+WD binary, PTF1 J082340.04+081936.5, with $P_{\text{orb}}=87$ min. The object is close to the limit to start future accretion while the sdB is still burning helium. If the sdB still burns helium when the system gets into contact, helium-rich material will be accreted onto the WD companion and the most likely outcome is a helium accreting AMCVn-type system because the companion is by then a low mass white dwarf ($M_{\text{WD}} = 0.46^{+0.12}_{-0.09} M_{\odot}$).

The most compact sdB binary with a WD companion is CD-30° 11223 ($P_{\text{orb}}=70.5$ min, Vennes et al. 2012; Geier et al. 2013). The sdB will fill its Roche Lobe in ≈ 40 million years, well within the He-burning lifetime of the sdB star. The WD companion is massive ($M_{\text{WD}} \approx 0.75 M_{\odot}$) and after accreting $0.1 M_{\odot}$, He-burning is predicted to be ignited unstably in the accreted helium layer on the surface of the white dwarf (Brooks et al. 2015; Bauer et al. 2017). This could trigger the ignition of carbon in the core which might disrupt the WD even when the mass is significantly below the Chandrasekhar mass, a so-called double detonation supernova type Ia (e.g. Livne 1990; Livne & Arnett 1995; Fink et al. 2010; Woosley & Kasen 2011; Wang et al. 2013; Shen & Bildsten 2014).

The hot subdwarf will become unbound and ejected with the orbital velocity which can be up to $\approx 1000 \text{ km s}^{-1}$. The hypervelocity sdO star US708 (Hirsch et al. 2005) has been proposed as candidate for such a donor remnant (Geier et al. 2013, 2015).

Bildsten et al. (2007) showed that unstable He-shell burning can detonate the He-shell without disrupting the WD which can be observed as a faint and fast .Ia supernova. The detonation will increase the orbit and the binary system will lose contact. Gravitational wave radiation will decrease the orbit again bring both objects back into contact which can trigger several subsequent weaker flashes (Brooks et al. 2015).

The OmegaWhite survey is a high cadence synoptic survey of the southern Galactic Plane and Galactic Bulge, the main aim of which is to identify ultracompact binaries (Macfarlane et al. 2015; Toma et al. 2016; Macfarlane et al. 2017a,b). OmegaWhite observations are obtained using the VST telescope at the European Southern Observatory’s (ESO) Paranal site in Chile. Each field is imaged an average of 38 times over a 2 hour period, with 39 second integrations. Lightcurves are extracted from image differencing and a Lomb-Scargle and AoV analysis is performed on all extracted lightcurves to identify short-period variables. OW J074106.0–294811.0 (OW J0741 hereafter) was discovered as a faint ($g = 20.0$) blue ($u - g = -1.23$ mag, $g - r = 0.18$ mag) source, photometrically variable on a period of 22.6 min in the OmegaWhite survey (Macfarlane et al. 2015). It was noted in Toma et al. (2016) that further observations of OW J0741 showed that it was a binary with a 44 min orbital period. Here we report the discovery of OW J0741 as an ultracompact sdOB + WD binary with an orbital period of $P_{\text{orb}} = 44.66$ min, making it the most compact hot subdwarf binary known today.

The paper is structured as follows. Section 2 describes the observations used in the analysis. The orbital and binary parameter as well as the atmospheric parameters are described in section 3 and 4. The lightcurve analysis and the system parameters are presented in section 5 and 6. Section 7 discusses the structure and evolutionary history of the system using MESA. A summary and conclusions are given in section 8.

2. OBSERVATIONS

2.1. Optical photometry

Optical photometric data were obtained using the SAAO 1.9-m Telescope with the Sutherland High Speed Optical Camera (SHOC), Keck/LRIS, Gemini-South/GMOS as well as the 3.5m New Technology Telescope (NTT) with ULTRACAM and the Southern African Large Telescope (SALT) with SALTICAM.

Photometry from the South African Astronomical Observatory (SAAO) was obtained using the 1.9m telescope and

Table 1. Summary of the observations of OW J0741.

Date	UT	Tele./Inst.	N_{exp}	Exp. time (s)	Coverage (\AA)/Filter
Photometry					
2016-04-14	17:47 - 20:29	SAAO/SHOC	325	30	clear
2016-04-15	17:13 - 19:22	SAAO/SHOC	257	30	clear
2016-04-18	17:04 - 19:29	SAAO/SHOC	216	40	clear
2016-04-19	18:28 - 19:58	SAAO/SHOC	136	40	clear
2016-11-03	14:47 - 15:39	Keck/LRIS	56	20	g'
2016-11-28	05:30 - 06:32	Gemini/GMOS	95	23	g'
2016-12-05	05:37 - 06:39	Gemini/GMOS	95	23	g'
2016-12-06	05:32 - 06:35	Gemini/GMOS	95	23	g'
2016-12-07	05:32 - 07:00	NTT/ULTRACAM	207	20/40	u'
2016-12-07	05:32 - 07:00	NTT/ULTRACAM	412	10/20	$g' r'$
2016-12-07	21:57 - 22:45	SALT/Salticam	1470	2	clear
Spectroscopy					
2016-09-20	08:37 - 09:27	VLT/FORS2	9	300	3500 - 6300
2016-11-03	06:38 - 08:07	Gemini/GMOS	20	240	3500 - 6700
2016-11-03	13:22 - 14:08	Keck/LRIS	10	240	3400 - 5600
2016-11-04	05:39 - 06:23	Gemini/GMOS	10	240	3500 - 6700
2016-11-28	12:00 - 13:38	Keck/LRIS	20	240	3400 - 5600
2016-12-29	10:00 - 10:41	Keck/LRIS	9	240	3400 - 5600
2017-01-26	09:15 - 10:01	Keck/LRIS	10	240	3400 - 5600
Swift					
2016-10-24	04:06 - 06:02	XRT	1	2944	0.2-10keV
2016-10-24	04:06 - 06:02	UVOT	1	2922	1600 - 2260 (UVW2)

Sutherland High-Speed Optical Camera (SHOC; Coppejans et al. 2013) which uses an Andor E2V CCD and works in frame-transfer mode (with 1024×1024 active pixels) so that the read-out time is effectively zero. It has been designed to run at up to 20 frames s^{-1} with high-accuracy timing for each frame but, because this object is so faint, typical exposure times were 30-40 seconds (see Table 1). No filter was used in order to maximize the count rate and the SHOC data were reduced using an in-house SAAO aperture photometry pipeline based on IRAF routines. On the 1.9m telescope, SHOC has a field-of-view of $2.8 \times 2.8'$ so that several brighter stars were available for differential photometry. We used three photometrically stable field stars for photometric calibration. The observations were conducted under partly cloudy conditions with an average seeing of $1.2''$.

Observations were made of OW J0741 on December 7, 2016 using the high speed photometer SALTICAM (see O'Donoghue et al. 2006) mounted on SALT at the Sutherland Observatory in South Africa. Observations were made with no filter and an exposure time of 2 sec and the dataset con-

sists of 1470 images. The SALTICAM frame transfer mode allows for exposures with 200 millisecond readout time.

Photometric follow-up observations were obtained with Keck and Gemini-South using LRIS (Oke et al. 1995) and GMOS (Hook et al. 2004) in imaging mode respectively. Both setups used the g' filter and a 20 sec exposure time. For GMOS we used a 2×2 binning and a 1×1 arcmin window to reduce the readout time to ≈ 10 sec. Gemini observed OW J0741 at an airmass ≈ 1.05 with an average seeing of $0.7''$. The Keck lightcurve was obtained at an airmass of ≈ 1.5 and an average seeing of $1.1''$. The readout time of the CCD was 42 sec for each exposure.

High cadence observations were obtained using ULTRACAM (Dhillon et al. 2007) on the ESO 3.58m New Technology Telescope (NTT) on December 6, 2016. ULTRACAM is a high-speed photometer that observes in 3 color bands simultaneously and uses frame-transfer CCDs to reduce dead time between exposures to almost zero. Sloan filters u' , g' and r' were used. The exposure time was in the beginning 10 seconds and later 20 seconds in g' and r' , and 20 seconds

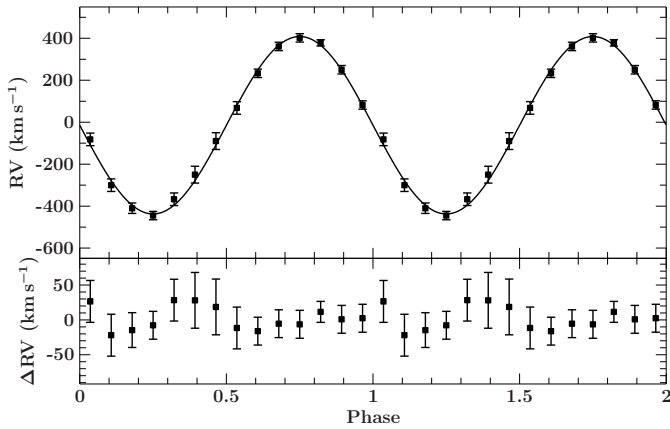


Figure 1. Radial velocity plotted against orbital phase. The RV data were phase folded with the orbital period and are plotted twice for better visualization. The residuals are plotted below.

and 40 seconds in u' to compensate for the lower throughput of that band. These observations covered two full orbits of the system under clear conditions with an average seeing of $1''$. Each image was bias- and dark-subtracted, and divided through by a twilight flat field.

The photometric data from Keck, Gemini and ULTRACAM were reduced using the ULTRACAM pipeline. The count rate of OW J0741 was extracted using differential aperture photometry, using the same comparison star for Keck, Gemini and ULTRACAM to remove atmospheric transparency effects.

An aperture of $1.7 \times$ the FWHM of the star was used to extract the photometry in the Keck and Gemini data. For the ULTRACAM data, the aperture width was reduced to $1.5 \times$ the FWHM of the star, in order to avoid contamination from nearby stars due to the lower resolving power of the NTT.

2.2. Spectroscopy

2.2.1. ESO VLT

We obtained longslit spectroscopy of OW J0741 using the FORS2 instrument (Appenzeller et al. 1998) at the ESO VLT UT1. We used grism 600B with an $1''$ slit width, for a spectral resolution of ~ 1000 (measured on the arc lines), and we obtained 9 spectra on the night 20 September, 2016 between 08:37 and 09:27 UT, each of them with an exposure time of 300 s. The original pixel size was 1.38 \AA , but to increase the signal-to-noise (S/N) we smoothed the spectra with a running average 6 pixel wide, effectively reducing the spectral resolution to ~ 600 . The ambient condition report shows that the night was photometric and that during the observations seeing varied from $1''$ to $1.25''$. Peak S/N of individual spectra was ~ 8 per \AA .

Data reduction was performed using standard IRAF routines. We used spectrophotometric standard stars obtained during nights close to that of the observations of the main target. White dwarf LDS 749B (= LAWD 87) was observed on September 18, 2016 at UT 03:26, and white dwarf EGGR 21 (= CPD-69 177) was observed twice consecutively on September 22, 2016 at UT 08:23 and 08:26 within the context of the standard FORS calibration plan. Calibrated fluxes were taken from Oke (1990) for LDS 749B and from Hamuy et al. (1992, 1994) for EGGR 21. The observations of the standard stars were obtained in MOS mode with a slit of $5''$ width, located in a slightly offset position with respect to the $1''$ longslit used for the main target, with the consequence that the spectral coverage of the standard star does not perfectly overlap that of target, and transmission function at wavelengths longer than 6000 \AA had to be extrapolated. Fluxes were corrected for atmospheric extinction using Paranal extinction coefficients from Patat et al. (2011). The correction of the instrumental sensitivity obtained with the two different datasets of standard stars led to consistent results, and in the end we adopted only star EGGR 21 as a calibrator. The use of a $1''$ slit width while seeing conditions were about $1.25''$ led to wavelength dependent slit losses up to 30 %.

2.2.2. Gemini South

Optical spectra were obtained using Gemini-South with the GMOS spectrograph over 2 nights using a low resolution mode ($R \approx 1500$). Twenty consecutive spectra were obtained on November 3, 2016 and 10 consecutive spectra were obtained on November 4, 2016. An average bias frame was made out of 5 individual bias frames and a normalized flat-field frame was constructed out of 6 individual lamp flat-fields. CuAr arc exposures were taken before and after 10 consecutive spectra to correct for instrumental flexure. Each exposure was wavelength calibrated by interpolating between the two closest exposures. All spectra were reduced using the IRAF package for GMOS.

2.2.3. Keck

Over four nights, we obtained a total of 49 spectra using the Keck I telescope and the LRIS spectrograph (Oke et al. 1995) in a low resolution mode ($R \approx 750$). Ten bias frames were obtained to construct an average bias frame and 10 individual lamp flatfields were obtained to construct a normalized flatfield. HgNeArCaSn arc exposures were taken before and after each observing sequence. Each exposure was wavelength calibrated by interpolating between the two closest exposures and skylines were used to correct for instrumental flexure. All spectra were reduced using a custom IDL-based package.

2.3. X-ray and UV observations

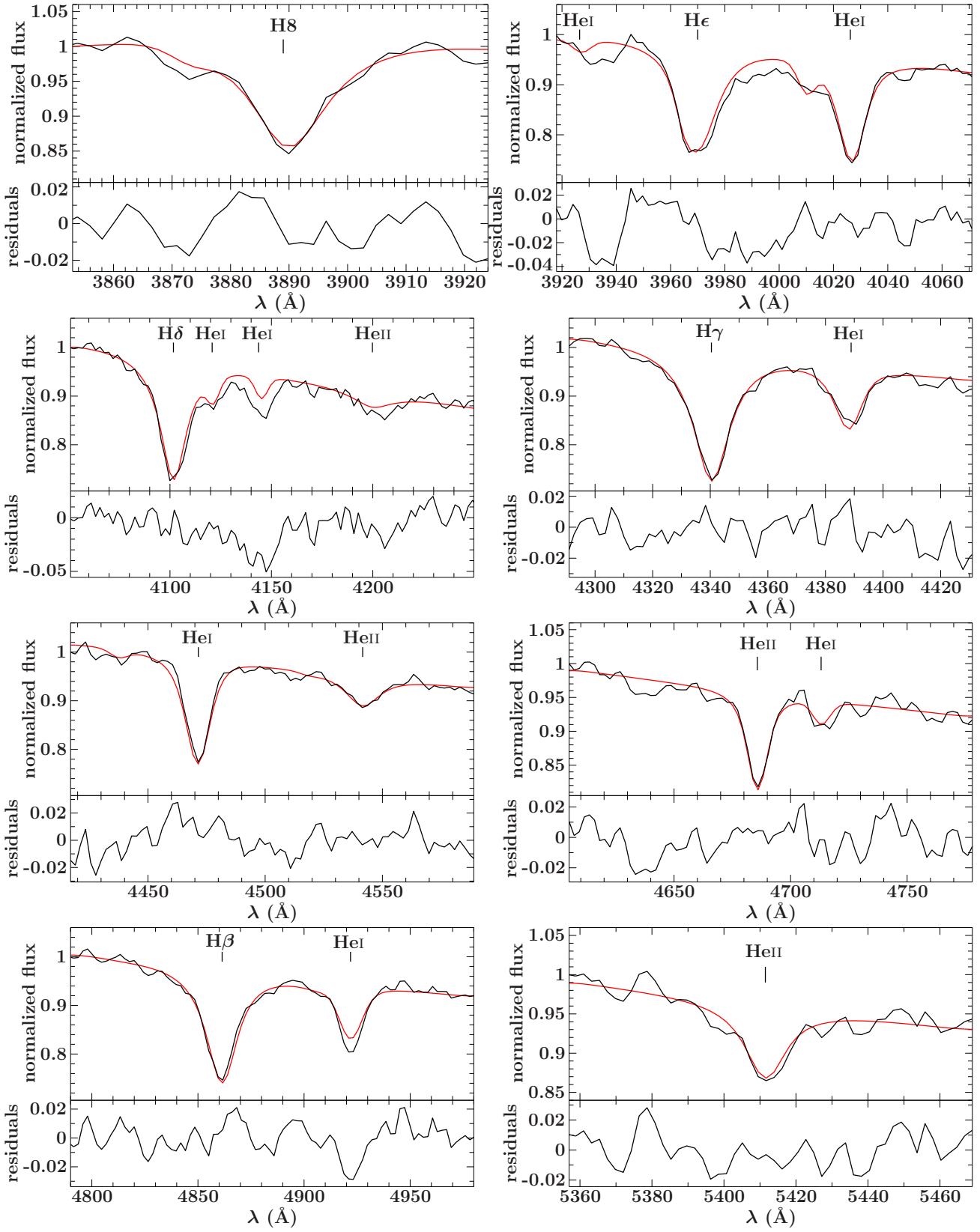


Figure 3. Fit of synthetic NLTE models to the hydrogen Balmer, as well as neutral and ionized helium lines of the co-added spectrum.

to the rest wavelengths of all suitable spectral lines (Geier et al. 2011). Assuming circular orbits, a sine curve was fitted to the folded radial velocity (RV) data points. We find a semi-amplitude $K = 422.5 \pm 21.5 \text{ km s}^{-1}$ and a systemic velocity of $\gamma = -14.0 \pm 11.5 \text{ km s}^{-1}$ (Fig. 1) making it the most compact hot subdwarf binary with the largest radial velocity amplitude.

4. ATMOSPHERIC PARAMETERS OF THE HOT SUBDWARF STAR

The atmospheric parameters of effective temperature T_{eff} , surface gravity, $\log g$ and helium abundance, $\log y$, where $y = n(\text{He})/n(\text{H})$, were determined for the sDOB by fitting the rest-wavelength corrected average spectra with metal-free NLTE model spectra (Stroeer et al. 2007). To obtain the average spectrum we shifted the 14 phase-binned spectra which were used for the radial velocity measurement to the rest-wavelength and calculated the combined average spectrum. The spectrum shows Balmer lines as well as neutral (He I) and ionized (He II) helium lines (see Fig. 2). The ionization equilibrium between the He I and He II is most sensitive to the effective temperature of the sdO whereas the broad He II and the hydrogen lines in the blue are most sensitive to $\log g$. We find $T_{\text{eff}} = 39\,400 \pm 500 \text{ K}$, $\log g = 5.74 \pm 0.09$ and $\log y = -0.14 \pm 0.07$ (Fig. 3). The occurrence of both He I and He II as well as the increased helium abundance $\log y > -1$ classifies the hot subdwarf as intermediate He-sDOB (see Heber 2016). The errors were derived using a χ^2 -minimization.

5. LIGHTCURVE ANALYSIS

The L_{CURVE} code was used to perform the lightcurve analysis (Copperwheat et al. 2010). L_{CURVE} uses grids of points to model the two stars. The shape of the stars in the binary is set by a Roche potential. We assume that the orbit is circular and that the rotation periods of the stars are synchronized to the orbital period. The flux that each point on the grid emits is calculated by assuming a blackbody of a certain temperature at the bandpass wavelength, corrected for limb darkening, gravity darkening, Doppler beaming and the reflection effect.

Some additional information was used as input. The orbital period was fixed to 44.66279 min as derived in Sec. 3. From spectroscopy the T_{eff} , $\log g$, and the semi-amplitude K was fixed to the values derived in Sec. 3 and 4. Additionally, as lower limit to the radius (mass) of the white dwarf companion we use the zero-temperature mass-radius relation by Eggleton (quoted from Verbunt & Rappaport 1988). The passband specific gravity darkening was calculated as described in Bloemen et al. (2011). We use $\beta = 0.33 \pm 0.01$ in g' and $\beta = 0.34 \pm 0.01$ in r' . The limb darkening coefficients were calculated with the Claret limb darkening prescription Claret (2004). We used $a_1 = 0.613$, $a_2 = -0.645$,

$a_3 = 0.621$, and $a_4 = -0.239$ for g' and $a_1 = 0.422$, $a_2 = -0.444$, $a_3 = 0.475$, and $a_4 = -0.194$ for r' . This leaves as free parameters in the model the mass ratio $q = \frac{M_{\text{sDOB}}}{M_{\text{WD}}}$, the inclination i , secondary temperature T_{WD} , the scaled radii of both components $r_{\text{sDOB/WD}}$, the velocity scale $([K + K_{\text{WD}}]/\sin i)$ and the beaming parameter B ($F_{\lambda} = F_{0,\lambda}[1 - B \frac{v_r}{c}]$, see Bloemen et al. 2011). In addition, to account for any residual airmass effect we add a third order polynomial.

To determine the uncertainties in the parameters we combine L_{CURVE} with emcee (Foreman-Mackey et al. 2013), an implementation of an MCMC sampler that uses a number of parallel chains to explore the solution space. We use 256 chains and let them run until the chains stabilized to a solution, which took approximately 1000 generations.

For the Keck and ULTRACAM g' -band and r' -band lightcurves we find two distinct solutions: One which finds the system eclipsing and the other non-eclipsing (Fig. 4). The Gemini lightcurves have a higher precision and we find exclusively non-eclipsing solutions (Fig. 5). This becomes in particular obvious in the significant larger error bars for inclination (i), mass ratio (q) and sDOB mass (M_{sDOB}) for the individual fits to the Keck and ULTRACAM lightcurves (Tab. 2). To obtain the final solution we fit all six lightcurves simultaneously. From the simultaneous fit we only find non-eclipsing solutions (Fig. 6).

6. SYSTEM PARAMETERS

From the strong lightcurve variability caused by ellipsoidal modulation in combination with the radial velocity amplitude and the spectroscopic solution we can solve the system and derive system parameters. Solutions were calculated for each individual lightcurve as well as from a simultaneous fit to all six lightcurves. The results from the latter are taken as the final solution (Tab. 2).

We find that the system consists of a low mass sDOB with a high-mass WD companion. A mass ratio $q = M_{\text{sDOB}}/M_{\text{WD}} = 0.32 \pm 0.10$, a mass for the sDOB $M_{\text{sDOB}} = 0.23 \pm 0.12 M_{\odot}$ and a WD companion mass $M_{\text{WD}} = 0.72 \pm 0.17 M_{\odot}$ were derived. The inclination is found to be $i = 57.4 \pm 4.7^{\circ}$ (Tab. 3).

We calculate the distance to OW J0741 using the visual V magnitude (m_V), the sDOB mass (M_{sDOB}), T_{eff} and $\log g$ as described in Ramspeck et al. (2001). The visual V magnitude $m_V = 20.06 \text{ mag}$ was calculated following the conversion from SDSS colors as described in Jester et al. (2005). Because OW J0741 is located towards the Galactic Bulge significant reddening can occur. Green et al. (2015) calculated 3D extinction maps from PanSTARRS data¹ and finds towards the direction of OW J0741 an extinction of $E(B-V) = 0.34^{+0.032}_{-0.034}$ at distances above 6 kpc resulting in a total extinction in the V-band of $A_V = 1.05 \text{ mag}$ using $R_V = 3.1$. With the

¹ <http://argonaut.skymaps.info/>

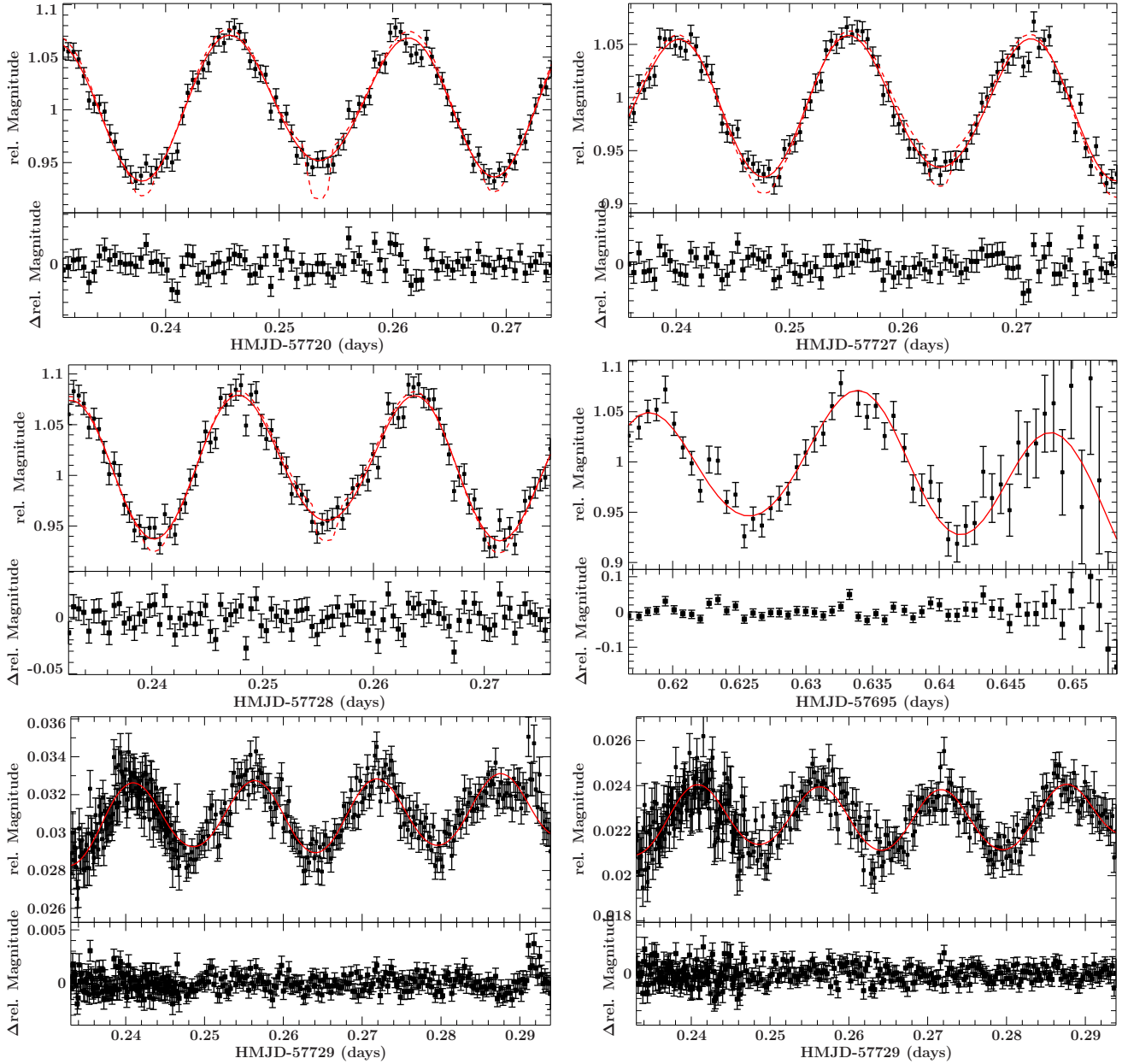


Figure 4. Lightcurves shown together with the LCURVE fits. For the Gemini lightcurves the non-eclipsing (solid) and the eclipsing solution (dotted) is shown. The non-eclipsing solution is shown for the Keck and ULTRACAM. The residuals are plotted below. **Upper left:** Gemini (2016-11-28), **Upper right:** Gemini (2016-12-05), **Middle left:** Gemini (2016-12-06), **Middle right:** Keck (2016-11-03), **Lower left:** ULTRACAM g' (2016-12-07), **Lower right:** ULTRACAM r' (2016-12-07)

corrected magnitude we find a distance of $d = 6.6 \pm 2.1$ kpc, which for a Galactic latitude of -3.5° gives a height below the Galactic plane of ~ 400 pc.

For the X-ray observations no source was detected with a 3σ upper limit of 0.0036 ct s^{-1} . Assuming a 1 keV thermal bremsstrahlung and a Galactic absorption of 4.4×10^{21} cm^{-2} (the average to the edge of the Galaxy) we find an upper limit of 2.6×10^{-13} $erg\ cm^{-2}\ s^{-1}$ to the unabsorbed flux (this limit is not strongly dependent on the assumed model). Given the large distance to OW J0741, the upper limit for the

X-ray luminosity ($< 2 \times 10^{33}$ $erg\ s^{-1}$) is not very constraining since the upper end of X-ray luminosity of hot subwarfs is $\sim 10^{31}$ $erg\ s^{-1}$ (Mereghetti & La Palombara 2016). In contrast, OWJ0741 was detected in the UVW2 filter (peak effective area 1928 \AA) with a corrected count rate of 0.34 ± 0.01 ct s^{-1} implying a flux $2.04 \pm 0.08 \times 10^{-16}$ $erg\ cm^{-2}\ s^{-1}\ \text{\AA}^{-1}$.

7. DISCUSSION

7.1. Origin of the sdOB star

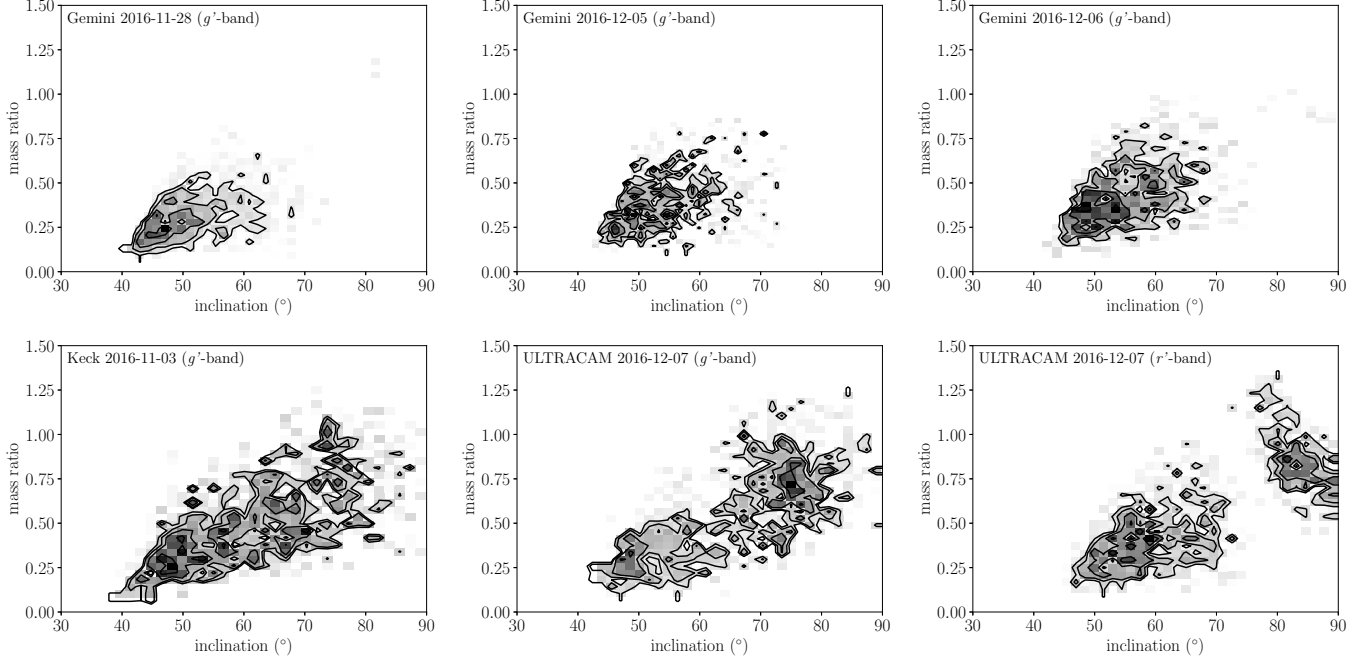


Figure 5. 2D Histogram of the results from the lightcurve fit. The contours show the 1σ , 2σ and 3σ confidence. **Upper left:** Gemini (2016-11-28), **Upper middle:** Gemini (2016-12-05), **Upper right:** Gemini (2016-12-06), **Lower left:** Keck (2016-11-03), **Lower middle:** ULTRACAM g' (2016-12-07), **Lower right:** ULTRACAM r' (2016-12-07)

Table 2. Results from the individual lightcurve fits.

Lightcurve	$q = \frac{M_{\text{sdOB}}}{M_{\text{WD}}}$	M_{sdOB}	R_{sdOB}	M_{WD}	i	a	$\frac{R_{\text{sdOB}}}{a}$
		[M_{\odot}]	[R_{\odot}]	[M_{\odot}]	[$^{\circ}$]	[R_{\odot}]	
Keck (2016-11-03)	0.47 ± 0.23	0.40 ± 0.25	0.13 ± 0.03	0.84 ± 0.22	62.3 ± 11.5	0.45 ± 0.04	0.30 ± 0.04
Gemini (2016-11-28)	0.29 ± 0.13	0.25 ± 0.15	0.12 ± 0.02	0.92 ± 0.21	50.1 ± 6.6	0.44 ± 0.04	0.27 ± 0.03
Gemini (2016-12-05)	0.37 ± 0.14	0.32 ± 0.18	0.13 ± 0.02	0.91 ± 0.22	53.3 ± 6.3	0.45 ± 0.04	0.29 ± 0.03
Gemini (2016-12-06)	0.39 ± 0.16	0.36 ± 0.20	0.13 ± 0.02	0.92 ± 0.21	55.0 ± 6.1	0.45 ± 0.04	0.29 ± 0.03
ULTRACAM g' (2016-12-07)	0.56 ± 0.25	0.44 ± 0.26	0.14 ± 0.03	0.81 ± 0.20	69.6 ± 11.4	0.45 ± 0.04	0.31 ± 0.03
ULTRACAM r' (2016-12-07)	0.50 ± 0.26	0.40 ± 0.27	0.14 ± 0.03	0.79 ± 0.18	64.4 ± 12.8	0.44 ± 0.04	0.31 ± 0.03
combined analysis	0.32 ± 0.10	0.23 ± 0.12	0.11 ± 0.02	0.72 ± 0.17	57.4 ± 4.7	0.41 ± 0.04	0.28 ± 0.02

Using the constraints from the observations outlined above, we use the stellar evolution code MESA (Paxton et al. 2011, 2013, 2015) to put constraints on the nature of the sdOB star. We then take the most likely model and evolve it forward in time to generate predictions about the future of this system.

7.1.1. He-star model

We first test a model with the canonical sdOB mass of $0.462M_{\odot}$ with a hydrogen envelope mass of $2.5 \times 10^{-4}M_{\odot}$. We find that after core He burning and during shell He burning, this model spends ≈ 4 Myr in crossing the observation box (see dot-dashed purple line in Fig. 7). There are a few

problems with the system being in this state. First, given the $\log g$, orbital period, and mass ratio, this model fills its Roche lobe (RL) at orbital periods > 50 minutes, meaning that the higher mass (compared to the derived mass from observations) implies a radius larger than the current RL². Second, the derived mass ratio from observations implies that if the He-star had a mass of $0.46M_{\odot}$, the compact companion must be super-Chandrasekhar as well as that the derived

² Given the length of the He core burning phase, this system would have a wider orbit during He core burning and avoid Roche Lobe overflow at that phase of evolution

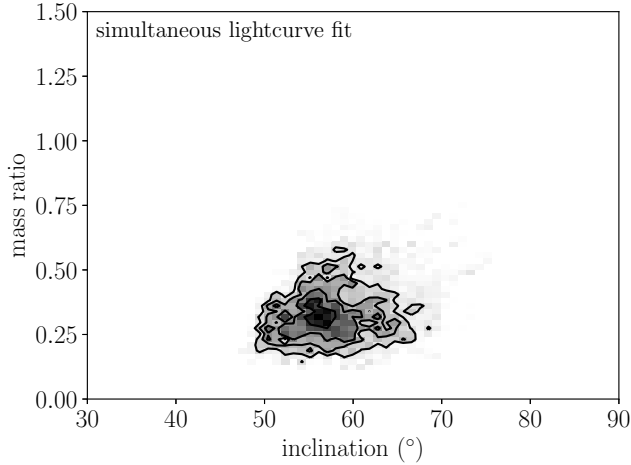


Figure 6. 2D Histogram of the results from the simultaneous lightcurve fit. The contours show the 1σ , 2σ and 3σ confidence.

mass from the observations is inconsistent with the canonical sdOB mass.

We also tested He-star models between $0.325M_{\odot}$ and $0.462M_{\odot}$ that experienced He core burning, and found that during the He core burning stage, T_{eff} was too low and $\log g$ was too high to match the measurements. If the models were able to produce a He-star massive enough to experience He shell burning, this stage reached higher T_{eff} values, but with similar $\log g$ values to the He core burning stage. Therefore, only He shell burning models near $0.462M_{\odot}$ were able to match the T_{eff} and $\log g$ measurements.

7.1.2. He white dwarf model

In a second scenario, we consider the sdOB star is a helium white dwarf (He WD) which did not start helium burning. If we assume that the star is a He WD that is just coming out of a CE event, then the T_{eff} and $\log g$ observation box gives a solution of a unique mass (Althaus et al. 2013). Figure 7 shows that this mass must be close to $0.320M_{\odot}$, shown by the middle solid curve. This model spends $\approx 220,000$ years in the observation box and has a post CE age of ≈ 1.1 Myr.

He WDs of this mass range experience diffusion-induced H novae (Althaus et al. 2001), and the tracks of these novae pass through the same $\log g$ values, but at higher T_{eff} for a given stellar mass. Therefore, we can construct a lower mass He WD model ($0.242M_{\odot}$) that has a too low T_{eff} just out of the CE but passes through the observation box after the first diffusion-induced H-nova. This is shown by the orange dashed curve in Figure 7. This model spends $\approx 66,000$ years in the observation box and has a post CE age of ≈ 11 Myr. Since the $0.320M_{\odot}$ He WD model spends more than a factor of 3 longer in the observation box, we conclude that the $0.320M_{\odot}$ model is the more likely fit to our observations

Table 3. Overview of the derived parameters for OW J0741.

Right ascension	RA [hrs]	07:41:06.1
Declination	Dec [$^{\circ}$]	-29:48:11.0
Visual magnitude	m_g	20.02 ± 0.11
Atmospheric parameters of the sdOB		
Effective temperature	T_{eff} [K]	39400 ± 500
Surface gravity	$\log g$	5.74 ± 0.09
Helium abundance	$\log y$	-0.14 ± 0.06
Orbital parameters		
	T_0 [MHJD]	$57695.611284 \pm 1.66 \times 10^{-4}$
Orbital period	P_{orb} [min]	$44.66279 \pm 1.16 \times 10^{-4}$
RV semi-amplitude	K [km s^{-1}]	422.5 ± 21.5
System velocity	γ [km s^{-1}]	-14.0 ± 11.5
Binary mass function	f_m [M_{\odot}]	0.242 ± 0.020
Derived parameters		
Mass ratio	$q = \frac{M_{\text{sdOB}}}{M_{\text{WD}}}$	0.32 ± 0.10
sdOB mass	M_{sdOB} [M_{\odot}]	0.23 ± 0.12
sdOB radius	R_{sdOB} [R_{\odot}]	0.11 ± 0.02
WD mass	M_{WD} [M_{\odot}]	0.72 ± 0.17
Orbital inclination	i [$^{\circ}$]	57.4 ± 4.7
Separation	a [R_{\odot}]	0.41 ± 0.04
Distance	d [kpc]	6.6 ± 2.1

even though the lower mass He WD model fits the derived mass better.

7.2. Future Predictions

To predict the future of OW J0741, we use our best fit model for the sdOB, a $0.320M_{\odot}$ He WD, and, given the derived mass ratio, a $0.85M_{\odot}$ WD companion. As mentioned above, WDs in the mass range considered for the sdOB experience diffusion-induced hydrogen novae. This model experiences its first H-nova 4.1 Myr after passing through the observation box and expands to fill its RL at an orbital period of 40.6 minutes. Depending on the amount mass loss through Roche Lobe overflow (RLOF) during this hydrogen nova, the model may experience a second hydrogen nova.

The subsequent evolution is governed by gravitational wave radiation which shrinks the orbit. Because the WD contraction occurs faster than the orbital decay the He WD begins RLOF after 17.6 Myr, at an orbital period of 5 minutes. For the given mass ratio, OW J0741 is definitely stable according to the dynamical instability (Nelemans et al. 2001), but definitely unstable according to the mass ratio criterion for direct impact accretion. Therefore, whether or not this system will be stable to mass transfer depends on the

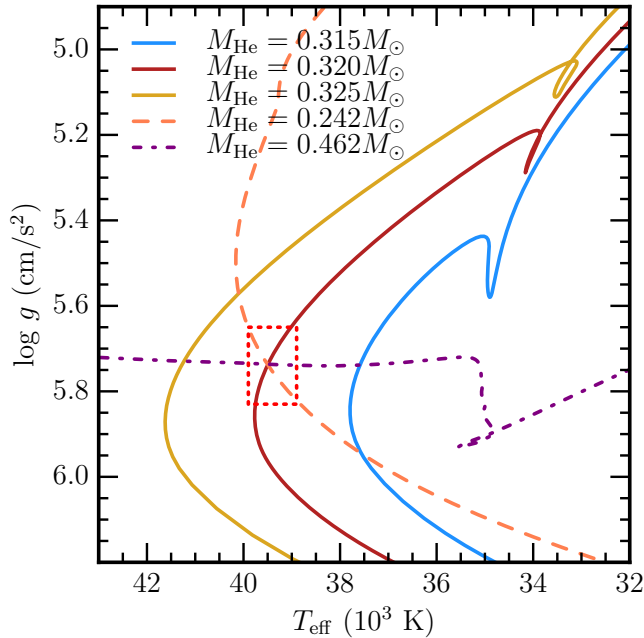


Figure 7. The red dotted line marks the observation box from the measurements and error bars given in Table 3. The three solid tracks are from He WD models of mass $0.315 M_{\odot}$, $0.320 M_{\odot}$, and $0.325 M_{\odot}$ (right to left), where the $0.320 M_{\odot}$ model spends $\approx 220,000$ years in the observation box and has a post CE age of ≈ 1.1 Myr. The orange dashed curve is from the $0.242 M_{\odot}$ model, which starts at the top of the plot, and spends $\approx 66,000$ years in the observation box and has a post CE age of ≈ 11 Myr. The purple dot-dashed curve is from the $0.462 M_{\odot}$ model, which starts at the right of this plot and spends ≈ 4 Myr in the observation box and has a post CE age of ≈ 130 Myr.

spin-orbit synchronization timescale, τ_s (Marsh et al. 2004) of the accreting WD. The physics that determine the value of τ_s is uncertain and previous estimates for systems of this type differ by more than 10 orders of magnitude (Campbell 1983, 1984; Fuller & Lai 2014).

According to the Figures 1 and 5 from Marsh et al. (2004), the stability of this system requires a synchronization timescale of $\tau_s \lesssim 10$ yr. If the synchronization timescale is longer than this, then the WD accretor will extract enough of the orbital angular momentum into its spin angular momentum to cause a merger, leading to an RCrB configuration. If instead the synchronization timescale is short enough, the spin of the accreting WD can couple to the orbit and feed back enough angular momentum to avoid a merger, leading to a stable mass transferring system. In this case, the He WD itself will begin transferring degenerate helium at an orbital period of 3 minutes leading to mass transfer rates of $\approx 3 \times 10^{-6} M_{\odot}/\text{yr}$. The accreting WD experiences two small He novae before transitioning to steady He shell burning, leading to the growth of the C/O core. The mass transfer rate during this phase exceeds the stable burning rate (Brooks

et al. 2016), implying mass loss from the binary and an RL filling accretor. An intriguing possibility in this phase is the inhibition of direct impact accretion due to the accretor fully filling its RL. This may enhance the likelihood of stable mass transfer for these systems. As more mass is transferred, the orbital period increases and the mass transfer rate drops below the minimum steady burning rate and begins mild He flashes that are eventually strong enough to remove mass via RLOF in short ejection episodes. The last and largest of these flashes (Shen et al. 2010) involves only $10^{-2} M_{\odot}$ and unambiguously remains hydrostatic. After the last flash, the accreting WD quiescently grows to $1.04 M_{\odot}$, with a $0.94 M_{\odot}$ C/O core.

8. CONCLUSIONS AND SUMMARY

OW J0741 was discovered as one of bluest variable sources in the OmegaWhite survey. The VST observations revealed variability with a period of 22.6 min. Follow-up observations show that OW J0741 is an ultracompact sdOB binary with a compact companion with $P_{\text{orb}} = 44.66279 \pm 1.16 \times 10^{-4}$ min making it the most compact hot subdwarf binary known to-day.

High signal-to-noise ratio photometry obtained with Gemini exclude an eclipse which allows us to put tight constraints on the system parameters. Combining Gemini, Keck and ULTRACAM lightcurves with spectroscopy, we find a mass ratio $q = M_{\text{sdOB}}/M_{\text{WD}} = 0.32 \pm 0.10$, a mass for the sdOB $M_{\text{sdOB}} = 0.23 \pm 0.12 M_{\odot}$ and a WD companion mass $M_{\text{WD}} = 0.72 \pm 0.17 M_{\odot}$. The derived sdOB mass is inconsistent with the canonical mass for hot subdwarfs of $\approx 0.47 M_{\odot}$ and therefore the sdOB has not evolved from the standard hot subdwarf channel where the envelope of the subdwarf progenitor gets stripped at the tip of the red-giant branch.

To put constraints on the nature of the sdOB star we compared the derived T_{eff} and $\log g$ to evolutionary tracks for He-stars and He white dwarfs computed with MESA. For the He-star scenario, only a He shell burning star with a mass around $0.462 M_{\odot}$ is consistent with the derived T_{eff} and $\log g$. However such a high mass is inconsistent with the derived sdOB mass. For the white dwarf scenario, a He white dwarf with a mass of $0.320 M_{\odot}$ and a common envelope age of ≈ 1.1 Myr is fully consistent with the derived system parameters. Although the evolutionary timescale is about 10 times faster for a He white dwarf, we conclude that the most likely nature of the sdOB is a He white dwarf with a mass of $0.320 M_{\odot}$ and a common envelope age of ≈ 1.1 Myr.

To study the future evolution of the system we have constructed MESA models, assuming a $0.320 M_{\odot}$ He white dwarf with a massive white dwarf companion of $0.85 M_{\odot}$ consistent with the derived mass ratio. In 17.6 Myr, the He WD will start RLOF at an orbital period of ≈ 5 min. Depending on the spin-orbit synchronization timescale the object

will either merge to form an R CrB star or end up as a stable accreting AM CVn type system with a He WD donor. Better understanding of the spin-orbit synchronization timescales are required to decide whether the system will merge or prevent the merger. As an AM CVn, the system will show weak He-shell flashes, but none strong enough to trigger a double detonation SN Ia. Therefore, whether the system merges on contact or not, we conclude that this binary is not a SN Ia progenitor.

ACKNOWLEDGMENTS

This work was supported by the GROWTH project funded by the National Science Foundation under Grant No 1545949. JvR acknowledges support by the Netherlands Research School of Astronomy (NOVA) and the foundation for Fundamental Research on Matter (FOM). This research is funded in part by the Gordon and Betty Moore Foundation through Grant GBMF5076 and was also supported by the National Science Foundation under grant PHY 11-25915. We acknowledge stimulating workshops at Sky House where these ideas germinated.

TRM acknowledge the support from the Science and Technology Facilities Council (STFC), ST/L00733. SG is supported by the Deutsche Forschungsgemeinschaft (DFG) through grant GE2506/9-1. DK acknowledges financial support from the National Research Foundation of South Africa. PJG acknowledges support from NOVA for the original OmegaWhite observations and hospitality of the Kavli Institute for Theoretical Physics. Armagh Observatory is core funded by the Northern Ireland Executive through the Department for Communities.

This paper uses observations made at the South African Astronomical Observatory. Based on observations obtained at the European Southern Observatory, proposal 297.D-5010. Some results presented in this paper are based on observations obtained at the Gemini Observatory, proposal ID GS-2016B-FT-9, which is operated by the Association of Universities for Research in Astronomy, Inc., under a cooperative agreement with the NSF on behalf of the Gemini partnership: the National Science Foundation (United States), the National Research Council (Canada), CONICYT (Chile), Ministerio de Ciencia, Tecnología e Innovación Productiva (Argentina), and Ministério da Ciência, Tecnologia e Inovação (Brazil). The authors thank the staff at the ESO Paranal and Gemini-South observatories for performing the observations in service mode. Some of the data presented herein were obtained at the W.M. Keck Observatory, which is operated as a scientific partnership among the California Institute of Technology, the University of California and the National Aeronautics and Space Administration. The Observatory was made possible by the generous financial support of the W.M. Keck Foundation. The authors wish to recognize and acknowledge the very significant cultural role and reverence that the summit of Mauna Kea has always had within the indigenous Hawaiian community. We are most fortunate to have the opportunity to conduct observations from this mountain. We thank the *Swift* team for the granting our DDT request.

Facilities: Gemini:South (GMOS-S), Keck:I (LRIS), VLT:Antu (FOR2), NTT (ULTRACAM), SALT (SALTICAM), Radcliffe (SHOC)

Software: LCURVE (Copperwheat et al. 2010), emcee (Foreman-Mackey et al. 2013), MESA (Paxton et al. 2011, 2013, 2015), FITSB2 (Napiwotzki et al. 2004)

REFERENCES

- Althaus, L. G., Miller Bertolami, M. M., & Córscico, A. H. 2013, *A&A*, 557, A19
- Althaus, L. G., Serenelli, A. M., & Benvenuto, O. G. 2001, *MNRAS*, 323, 471
- Appenzeller, I., Fricke, K., Fürtig, W., et al. 1998, *The Messenger*, 94, 1
- Bauer, E. B., Schwab, J., & Bildsten, L. 2017, ArXiv e-prints, [arXiv:1707.05394 \[astro-ph.SR\]](https://arxiv.org/abs/1707.05394)
- Bildsten, L., Shen, K. J., Weinberg, N. N., & Nelemans, G. 2007, *ApJL*, 662, L95
- Bloemen, S., Marsh, T. R., Østensen, R. H., et al. 2011, *MNRAS*, 410, 1787
- Brooks, J., Bildsten, L., Marchant, P., & Paxton, B. 2015, *ApJ*, 807, 74
- Brooks, J., Bildsten, L., Schwab, J., & Paxton, B. 2016, *ApJ*, 821, 28
- Campbell, C. G. 1983, *MNRAS*, 205, 1031
- . 1984, *MNRAS*, 207, 433
- Claret, A. 2004, *A&A*, 428, 1001
- Coppejans, R., Gulbis, A. A. S., Kotze, M. M., et al. 2013, *PASP*, 125, 976
- Copperwheat, C. M., Marsh, T. R., Dhillon, V. S., et al. 2010, *MNRAS*, 402, 1824
- Dhillon, V. S., Marsh, T. R., Stevenson, M. J., et al. 2007, *MNRAS*, 378, 825
- Fink, M., Röpke, F. K., Hillebrandt, W., et al. 2010, *A&A*, 514, A53
- Foreman-Mackey, D., Hogg, D. W., Lang, D., & Goodman, J. 2013, *PASP*, 125, 306

- Fuller, J., & Lai, D. 2014, *MNRAS*, 444, 3488
- Geier, S., Hirsch, H., Tillich, A., et al. 2011, *A&A*, 530, A28
- Geier, S., Marsh, T. R., Wang, B., et al. 2013, *A&A*, 554, A54
- Geier, S., Fürst, F., Ziegerer, E., et al. 2015, *Science*, 347, 1126
- Green, G. M., Schlafly, E. F., Finkbeiner, D. P., et al. 2015, *ApJ*, 810, 25
- Hamuy, M., Suntzeff, N. B., Heathcote, S. R., et al. 1994, *PASP*, 106, 566
- Hamuy, M., Walker, A. R., Suntzeff, N. B., et al. 1992, *PASP*, 104, 533
- Han, Z., Podsiadlowski, P., Maxted, P. F. L., & Marsh, T. R. 2003, *MNRAS*, 341, 669
- Han, Z., Podsiadlowski, P., Maxted, P. F. L., Marsh, T. R., & Ivanova, N. 2002, *MNRAS*, 336, 449
- Heber, U. 1986, *A&A*, 155, 33
- , 2009, *ARA&A*, 47, 211
- , 2016, *PASP*, 128, 082001
- Hirsch, H. A., Heber, U., O’Toole, S. J., & Bresolin, F. 2005, *A&A*, 444, L61
- Hook, I. M., Jørgensen, I., Allington-Smith, J. R., et al. 2004, *PASP*, 116, 425
- Iben, Jr., I., & Tutukov, A. V. 1991, *ApJ*, 370, 615
- Jester, S., Schneider, D. P., Richards, G. T., et al. 2005, *AJ*, 130, 873
- Kupfer, T., Geier, S., Heber, U., et al. 2015, *A&A*, 576, A44
- Kupfer, T., van Roestel, J., Brooks, J., et al. 2017, *ApJ*, 835, 131
- Livne, E. 1990, *ApJL*, 354, L53
- Livne, E., & Arnett, D. 1995, *ApJ*, 452, 62
- Macfarlane, S. A., Toma, R., Ramsay, G., et al. 2015, *MNRAS*, 454, 507
- Macfarlane, S. A., Woudt, P. A., Groot, P. J., et al. 2017a, *MNRAS*, 465, 434
- Macfarlane, S. A., Woudt, P. A., Dufour, P., et al. 2017b, *MNRAS*, 470, 732
- Marsh, T. R., Nelemans, G., & Steeghs, D. 2004, *MNRAS*, 350, 113
- Maxted, P. f. L., Heber, U., Marsh, T. R., & North, R. C. 2001, *MNRAS*, 326, 1391
- Mereghetti, S., & La Palombara, N. 2016, *Advances in Space Research*, 58, 809
- Napiwotzki, R., Karl, C. A., Lisker, T., et al. 2004, *Astrophysics and Space Science*, 291, 321
- Nelemans, G. 2010, *Ap&SS*, 329, 25
- Nelemans, G., Portegies Zwart, S. F., Verbunt, F., & Yungelson, L. R. 2001, *A&A*, 368, 939
- O’Donoghue, D., Buckley, D. A. H., Balona, L. A., et al. 2006, *MNRAS*, 372, 151
- Oke, J. B. 1990, *AJ*, 99, 1621
- Oke, J. B., Cohen, J. G., Carr, M., et al. 1995, *PASP*, 107, 375
- Patat, F., Moehler, S., O’Brien, K., et al. 2011, *A&A*, 527, A91
- Paxton, B., Bildsten, L., Dotter, A., et al. 2011, *ApJS*, 192, 3
- Paxton, B., Cantiello, M., Arras, P., et al. 2013, *ApJS*, 208, 4
- Paxton, B., Marchant, P., Schwab, J., et al. 2015, *ApJS*, 220, 15
- Piersanti, L., Tornambé, A., & Yungelson, L. R. 2014, *MNRAS*, 445, 3239
- Ramspeck, M., Heber, U., & Edelmann, H. 2001, *A&A*, 379, 235
- Savonije, G. J., de Kool, M., & van den Heuvel, E. P. J. 1986, *A&A*, 155, 51
- Shen, K. J., & Bildsten, L. 2014, *ApJ*, 785, 61
- Shen, K. J., Kasen, D., Weinberg, N. N., Bildsten, L., & Scannapieco, E. 2010, *ApJ*, 715, 767
- Stroeer, A., Heber, U., Lisker, T., et al. 2007, *A&A*, 462, 269
- Toma, R., Ramsay, G., Macfarlane, S., et al. 2016, 463, 1099
- Tutukov, A. V., & Fedorova, A. V. 1989, *Soviet Astronomy*, 33, 606
- Tutukov, A. V., & Yungelson, L. R. 1990, *Soviet Ast.*, 34, 57
- Vennes, S., Kawka, A., O’Toole, S. J., Németh, P., & Burton, D. 2012, *ApJL*, 759, L25
- Verbunt, F., & Rappaport, S. 1988, *ApJ*, 332, 193
- Wang, B., Justham, S., & Han, Z. 2013, *A&A*, 559, A94
- Woosley, S. E., & Kasen, D. 2011, *ApJ*, 734, 38
- Yungelson, L. R. 2008, *Astronomy Letters*, 34, 620