

Learning Pose Grammar to Encode Human Body Configuration for 3D Pose Estimation

Hao-Shu Fang^{1,2*}, Yuanlu Xu^{1*}, Wenguan Wang^{1,3*}, Xiaobai Liu⁴, Song-Chun Zhu¹

¹Dept. Computer Science and Statistics, University of California, Los Angeles ²Shanghai Jiao Tong University

³Beijing Institute of Technology ⁴Dept. Computer Science, San Diego State University

fhaoshu@gmail.com, yuanluxu@cs.ucla.edu, wenguanwang@bit.edu.cn

xiaobai.liu@mail.sdsu.edu, sczhu@stat.ucla.edu

Abstract

In this paper, we propose a pose grammar to tackle the problem of 3D human pose estimation. Our model directly takes 2D pose as input and learns a generalized 2D-3D mapping function. The proposed model consists of a base network which efficiently captures pose-aligned features and a hierarchy of Bi-directional RNNs (BRNN) on the top to explicitly incorporate a set of knowledge regarding human body configuration (*i.e.*, kinematics, symmetry, motor coordination). The proposed model thus enforces high-level constraints over human poses. In learning, we develop a pose sample simulator to augment training samples in virtual camera views, which further improves our model generalizability. We validate our method on public 3D human pose benchmarks and propose a new evaluation protocol working on cross-view setting to verify the generalization capability of different methods. We empirically observe that most state-of-the-art methods encounter difficulty under such setting while our method can well handle such challenges.

1 Introduction

Estimating 3D human poses from a single-view RGB image has attracted growing interest in the past few years for its wide applications in robotics, autonomous vehicles, intelligent drones etc. This is a challenging inverse task since it aims to reconstruct 3D spaces from 2D data and the inherent ambiguity is further amplified by other factors, *e.g.*, clothes, occlusions, background clutters. With the availability of large-scale pose datasets, *e.g.*, Human3.6M (Ionescu et al. 2014), deep learning based methods have obtained encouraging success. These methods can be roughly divided into two categories: i) learning end-to-end networks that recover 2D input images to 3D poses directly, ii) extracting 2D human poses from input images and then lifting 2D poses to 3D spaces.

There are some advantages to decouple 3D human pose estimation into two stages. i) For 2D pose estimation, ex-

*Hao-Shu Fang, Yuanlu Xu and Wenguan Wang contributed equally to this paper. This work is supported by ONR MURI Project N00014-16-1-2007, DARPA XAI Award N66001-17-2-4029, and NSF IIS 1423305, 1657600. Hao-Shu Fang and Wenguan Wang are visiting students. The correspondence author is Xiaobai Liu.

Copyright © 2018, Association for the Advancement of Artificial Intelligence (www.aaai.org). All rights reserved.

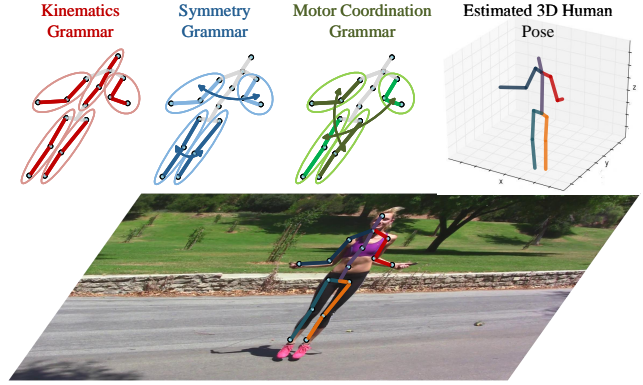


Figure 1: Illustration of human pose grammar, which express the knowledge of human body configuration. We consider three kinds of human body dependencies and relations in this paper, *i.e.*, kinematics (red), symmetry (blue) and motor coordination (green).

isting large-scale pose estimation datasets (Andriluka et al. 2014; Charles et al. 2016) have provided sufficient annotations; whereas pre-trained 2D pose estimators (Newell, Yang, and Deng 2016) are also generalized and mature enough to be deployed elsewhere. ii) For 2D to 3D reconstruction, infinite 2D-3D pose pairs can be generated by projecting each 3D pose into 2D poses under different camera views. Recent works (Yasin et al. 2016; Martinez et al. 2017) have shown that well-designed deep networks can achieve state-of-the-art performance on Human3.6M dataset using only 2D pose detections as system inputs.

However, despite their promising results, few previous methods explored the problem of encoding domain-specific knowledge into current deep learning based detectors.

In this paper, we develop a deep grammar network to explicitly encode a set of knowledge over human body dependencies and relations, as illustrated in Figure 1. These knowledges explicitly express the composition process of joint-part-pose, including kinematics, symmetry and motor coordination, and serve as knowledge bases for reconstructing 3D poses. We ground these knowledges in a multi-level RNN network which can be end-to-end trained with back-propagation. The composed hierarchical structure describes

composition, context and high-order relations among human body parts.

Additionally, we empirically find that previous methods are restricted to their poor generalization capabilities while performing cross-view pose estimation, *i.e.*, being tested on human images from unseen camera views. Notably, on the Human3.6M dataset, the largest publicly available human pose benchmark, we find that the performance of state-of-the-art methods heavily relies on the camera viewpoints. As shown in Table 1, once we change the split of training and testing set, using 3 cameras for training and testing on the forth camera (new *protocol #3*), performance of state-of-the-art methods drops dramatically and is much worse than image-based deep learning methods. These empirical studies suggested that existing methods might over-fit to sparse camera settings and bear poor generalization capabilities.

To handle the issue, we propose to augment the learning process with more camera views, which explore a generalized mapping from 2D spaces to 3D spaces. More specifically, we develop a pose simulator to augment training samples with virtual camera views, which can further improve system robustness. Our method is motivated by the previous works on learning by synthesis. Differently, we focus on the sampling of 2D pose instance from a given 3D space, following the basic geometry principles. In particular, we develop a pose simulator to effectively generate training samples from unseen camera views. These samples can greatly reduce the risk of over-fitting and thus improve generalization capabilities of the developed pose estimation system.

We conduct exhaustive experiments on public human pose benchmarks, *e.g.*, Human3.6M, HumanEva, MPII, to verify the generalization issues of existing methods, and evaluate the proposed method for cross-view human pose estimation. Results show that our method can significantly reduce pose estimation errors and outperform the alternative methods to a large extend.

Contributions. There are two major contributions of the proposed framework: i) a deep grammar network that incorporates both powerful encoding capabilities of deep neural networks and high-level dependencies and relations of human body; ii) a data augmentation technique that improves generalization ability of current 2-step methods, allowing it to catch up with or even outperforms end-to-end image-based competitors.

2 Related Work

The proposed method is closely related to the following two tracks in computer vision and artificial intelligence.

3D pose estimation. In literature, methods solving this task can be roughly classified into two frameworks: i) directly learning 3D pose structures from 2D images, ii) a cascaded framework of first performing 2D pose estimation and then reconstructing 3D pose from the estimated 2D joints. Specifically, for the first framework, (Li and Chan 2014) proposed a multi-task convolutional network that simultaneously learns pose regression and part detection. (Tekin et al. 2016a) first learned an auto-encoder that describes 3D pose in high dimensional space then mapped the input image to that space using CNN. (Pavlakos et al. 2017) represented

3D joints as points in a discretized 3D space and proposed a coarse-to-fine approach for iterative refinement. (Zhou et al. 2017) mixed 2D and 3D data and trained an unified network with two-stage cascaded structure. These methods heavily relies on well-labeled image and 3D ground-truth pairs, since they need to learn depth information from images.

To avoid this limitation, some work (Paul, Viola, and Darrell 2003; Jiang 2010; Yasin et al. 2016) tried to address this problem in a two step manner. For example, in (Yasin et al. 2016), the authors proposed an exemplar-based method to retrieve the nearest 3D pose in the 3D pose library using the estimated 2D pose. Recently, (Martinez et al. 2017) proposed a network that directly regresses 3D keypoints from 2D joint detections and achieves state-of-the-art performance. Our work takes a further step towards a unified 2D-to-3D reconstruction network that integrates the learning power of deep learning and the domain-specific knowledge represented by hierarchy grammar model. The proposed method would offer a deep insight into the rationale behind this problem.

Grammar model. This track receives long-lasting endorsement due to its interpretability and effectiveness in modeling diverse tasks (Liu et al. 2014; Xu et al. 2016; 2017). In (Han and Zhu 2009), the authors approached the problem of image parsing using a stochastic grammar model. After that, grammar models have been used in (Xu et al. 2013; Xu, Ma, and Lin 2014) for 2D human body parsing. (Park, Nie, and Zhu 2015) proposed a phrase structure, dependency and attribute grammar for 2D human body, representing decomposition and articulation of body parts. Notably, (Nie, Wei, and Zhu 2017) represented human body as a set of simplified kinematic grammar and learn their relations with LSTM. In this paper, our representation can be analogized as a hierarchical attributed grammar model, with similar hierarchical structures, BRNNS as probabilistic grammar. The difference lies in that our model is fully recursive and without semantics in middle levels.

3 Representation

We represent the 2D human pose \mathbf{U} as a set of N_U joint locations

$$\mathbf{U} = \{u_i : i = 1, \dots, N_U, u_i \in \mathbb{R}^2\}. \quad (1)$$

Our task is to estimate the corresponding 3D human pose \mathbf{V} in the world reference frame. Suppose the 2D coordinate of a joint u_i is $[x_i, y_i]$ and the 3D coordinate v_i is $[X_i, Y_i, Z_i]$, we can describe the relation between 2D and 3D as a pinhole image projection

$$\begin{bmatrix} x_i \\ y_i \\ w_i \end{bmatrix} = K [R|T] \begin{bmatrix} X_i \\ Y_i \\ Z_i \\ 1 \end{bmatrix}, K = \begin{bmatrix} \alpha_x & 0 & x_0 \\ 0 & \alpha_y & y_0 \\ 0 & 0 & 1 \end{bmatrix}, T = \begin{bmatrix} T_x \\ T_y \\ T_z \end{bmatrix}, \quad (2)$$

where w_i is the depth w.r.t. the camera reference frame, K is the camera intrinsic parameter (*e.g.*, focal length α_x and α_y , principal point x_0 and y_0), R and T are camera extrinsic parameters of rotation and translation, respectively. Note we omit camera distortion for simplicity.

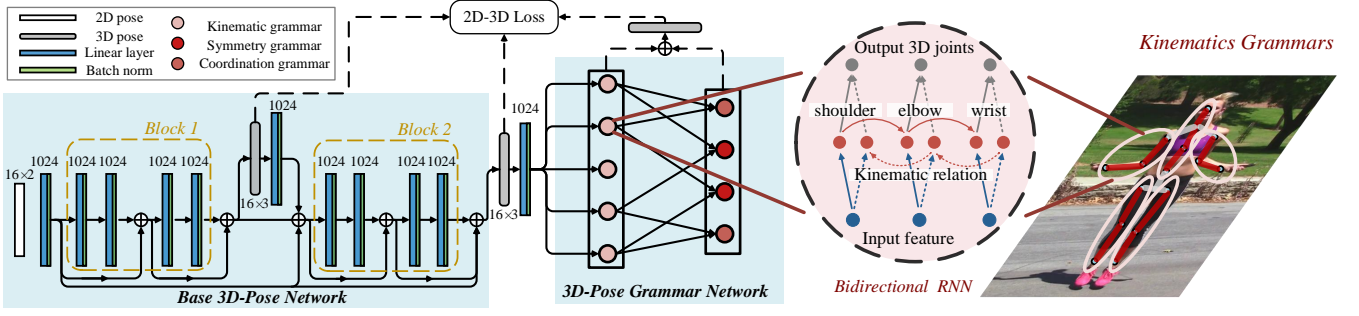


Figure 2: The proposed deep grammar network. Our model consists of two major components: a base network constituted by two basic blocks and a pose grammar network encoding human body dependencies and relations w.r.t. kinematics, symmetry and motor coordination. Each grammar is represented as a Bi-directional RNN among certain joints. See text for detailed explanations.

It involves two sub-problems in estimating 3D pose from 2D pose: i) calibrating camera parameters, and ii) estimating 3D human joint positions. Noticing that these two sub-problems are entangled and cannot be solved without ambiguity, we propose a deep neural network to learn the generalized 2D→3D mapping $V = f(U; \theta)$, where $f(\cdot)$ is a multi-to-multi mapping function, parameterized by θ .

3.1 Model Overview

Our model follows the line that directly estimating 3D human keypoints from 2D joint detections, which renders our model high applicability. More specifically, we extend various human pose grammar into deep neural network, where a basic 3D pose detection network is first used for extracting pose-aligned features, and a hierarchy of RNNs is built for encoding high-level 3D pose grammar for generating final reasonable 3D pose estimations. Above two networks work in a cascaded way, resulting in a strong 3D pose estimator that inherits the representation power of neural network and high-level knowledge of human body configuration.

3.2 Base 3D-Pose Network

For building a solid foundation for high-level grammar model, we first use a base network for capturing well both 2D and 3D pose-aligned features. The base network is inspired by (Martinez et al. 2017), which has been demonstrated effective in encoding the information of 2D and 3D poses. As illustrated in Figure 2, our base network consists of two cascaded blocks. For each block, several linear (fully connected) layers, interleaved with Batch Normalization, Dropout layers, and *ReLU* activation, are stacked for efficiently mapping the 2D-pose features to higher-dimensions. The input 2D pose detections U (obtained as ground truth 2D joint locations under known camera parameters, or from other 2D pose detectors) are first projected into a 1024- d features, with a fully connected layer. Then the first block takes this high-dimensional features as input and an extra linear layer is applied at the end of it to obtain an explicit 3D pose representation. In order to have a coherent understanding of the full body in 3D space, we re-project the 3D estimation

into a 1024-dimension space and further feed it into the second block. With the initial 3D pose estimation from the first block, the second block is able to reconstruct a more reasonable 3D pose. To take a full use of the information of initial 2D pose detections, we introduce *residual connections* (He et al. 2016) between the two blocks. Such technique is able to encourage the information flow and facilitate our training. Additionally, each block in our base network is able to directly access to the gradients from the loss function (detailed in Sec.4), leading to an implicit deep supervision (Lee et al. 2015). With the refined 3D-pose, estimated from base network, we again re-projected it into a 1024- d features. We combine the 1024- d features from the 3D-pose and the original 1024- d feature of 2D-pose together, which leads to a powerful representation that has well-aligned 3D-pose information and preserves the original 2D-pose information. Then we feed this feature into our 3D-pose grammar network.

3.3 3D-Pose Grammar Network

So far, our base network directly estimated the depth of each joint from the 2D pose detections. However, the natural of human body that rich inherent structures are involved in this task, motivates us to reason the 3D structure of the whole person in a global manner. Here we extend Bi-directional RNNs (BRNN) to model high-level knowledge of 3D human pose grammar, which towards a more reasonable and powerful 3D pose estimator that is capable of satisfying human anatomical and anthropomorphic constraints. Before going deep into our grammar network, we first detail our grammar formulations that reflect interpretable and high-level knowledge of human body configuration. Basically, given a human body, we consider the following three types of grammar in our network.

Kinematic grammar \mathcal{G}^{kin} describes human body movements without considering forces (*i.e.*, the red skeleton in Figure 1)). We define 5 kinematic grammar to represent the constraints among kinematically connected joints:

$$\mathcal{G}_{spine}^{kin} : head \leftrightarrow thorax \leftrightarrow spine \leftrightarrow hip , \quad (3)$$

$$\mathcal{G}_{l.arm}^{kin} : l.shoulder \leftrightarrow l.elbow \leftrightarrow l.wrist , \quad (4)$$

$$\mathcal{G}_{r.arm}^{kin} : r.shoulder \leftrightarrow r.elbow \leftrightarrow r.wrist, \quad (5)$$

$$\mathcal{G}_{l.leg}^{kin} : l.hip \leftrightarrow l.knee \leftrightarrow l.foot, \quad (6)$$

$$\mathcal{G}_{r.leg}^{kin} : r.hip \leftrightarrow r.knee \leftrightarrow r.foot. \quad (7)$$

Kinematic grammar focuses on connected body parts and works both forward and backward. Forward kinematics takes the last joint in a kinematic chain into account while backward kinematics reversely influences a joint in a kinematics chain from the next joint.

Symmetry grammar \mathcal{G}^{sym} measure bilateral symmetry of human body (*i.e.*, blue skeleton in Figure 1), as human body can be divided into matching halves by drawing a line down the center; the left and right sides are mirror images of each other.

$$\mathcal{G}_{arm}^{sym} : \mathcal{G}_{l.arm}^{kin} \leftrightarrow \mathcal{G}_{r.arm}^{kin}, \quad (8)$$

$$\mathcal{G}_{leg}^{sym} : \mathcal{G}_{l.leg}^{kin} \leftrightarrow \mathcal{G}_{r.leg}^{kin}. \quad (9)$$

Motor coordination grammar \mathcal{G}^{crd} represents movements of several limbs combined in a certain manner (*i.e.*, green skeleton in Figure 1). In this paper, we consider simplified motor coordination between human arm and leg. We define 2 coordination grammar to represent constraints on people coordinated movements:

$$\mathcal{G}_{l \rightarrow r}^{crd} : \mathcal{G}_{l.arm}^{kin} \leftrightarrow \mathcal{G}_{r.leg}^{kin}, \quad (10)$$

$$\mathcal{G}_{r \rightarrow l}^{crd} : \mathcal{G}_{r.arm}^{kin} \leftrightarrow \mathcal{G}_{l.leg}^{kin}. \quad (11)$$

The RNN naturally supports chain-like structure, which provides a powerful tool for modeling our grammar formulations with deep learning. There are two states (forward/backward directions) encoded in BRNN. At each time step t , with the input feature a_t , the output y_t is determined by considering two-direction states h_t^f and h_t^b :

$$y_t = \phi(W_y^f h_t^f + W_y^b h_t^b + b_y), \quad (12)$$

where ϕ is the softmax function and the states h_t^f, h_t^b are computed as:

$$\begin{aligned} h_t^f &= \tanh(W_h^f h_{t-1}^f + W_a^f a_t + b_h^f), \\ h_t^b &= \tanh(W_h^b h_{t+1}^b + W_a^b a_t + b_h^b), \end{aligned} \quad (13)$$

As shown in Figure 2, we build a two-layer tree-like hierarchy of BRNNs for modeling our three grammar, where each of the BRNNs shares same equation in Eqn.(12) and the three grammar are represented by the edges between BRNNs nodes or implicitly encoded into BRNN architecture.

For the bottom layer, five BRNNs are built for modeling the five relations defined in kinematics grammar. More specifically, they accept the pose-aligned features from our base network as input, and generate estimation for a 3D joint at each time step. The information is forward/backward propagated efficiently over the two states with BRNN, thus the five Kinematics relations are implicitly modeled by the bi-directional chain structure of corresponding BRNN. Note that we take the advantages of recurrent natures of RNN for capturing our chain-like grammar, instead of using RNN for modeling the temporal dependency of sequential data.

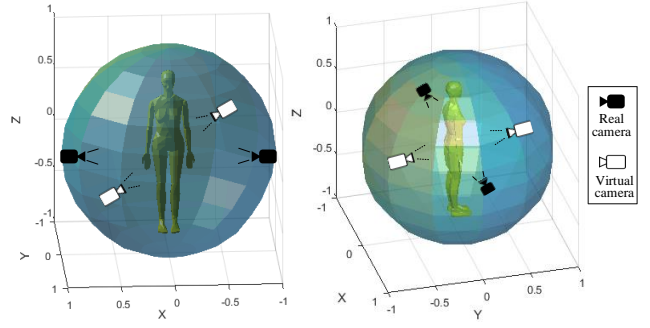


Figure 3: Illustration of virtual camera simulation. The black camera icons stand for real camera settings while the white camera icons simulated virtual camera settings.

For the top layer, totally four BRNN nodes are derived, two for symmetry relations and two for motor coordination dependencies. For the symmetry BRNN nodes, taking \mathcal{G}_{arm}^{sym} node as an example, it takes the concatenated 3D-joints (totally 6 joints) from the $\mathcal{G}_{l.arm}^{kin}$ and $\mathcal{G}_{r.arm}^{kin}$ BRNNs in the bottom layer in all times as input, and produces estimations for the six 3D-joints taking their symmetry relations into account. Similarly, for the coordination nodes, such as $\mathcal{G}_{l \rightarrow r}^{crd}$, it leverages the estimations from $\mathcal{G}_{l.arm}^{kin}$ and $\mathcal{G}_{r.leg}^{kin}$ BRNNs and refines the 3D joints estimations according to coordination grammar.

In this way, we inject three kinds of human pose grammar into a tree-BRNN model and the final 3D human joints estimations are achieved by mean-pooling the results from all the nodes in the grammar hierarchy.

4 Learning

Given a training set Ω :

$$\Omega = \{(\hat{\mathbf{U}}^k, \hat{\mathbf{V}}^k) : k = 1, \dots, N_\Omega\}, \quad (14)$$

where $\hat{\mathbf{U}}^k$ and $\hat{\mathbf{V}}^k$ denote ground-truth 2D and 3D pose pairs, we define the 2D-3D loss of learning the mapping function $f(\mathbf{U}; \theta)$ as

$$\begin{aligned} \theta^* &= \arg \min_{\theta} \ell(\Omega | \theta) \\ &= \arg \min_{\theta} \sum_{k=1}^{N_\Omega} \|f(\hat{\mathbf{U}}^k; \theta) - \hat{\mathbf{V}}^k\|_2. \end{aligned} \quad (15)$$

The loss measures the Euclidian distance between predicted 3D pose and true 3D pose.

The entire learning process consists of two steps: i) learning basic blocks in the base network with 2D-3D loss. ii) attaching pose grammar network on the top of the trained base network, and fine-tune the whole network in an end-to-end manner.

4.1 Pose Sample Simulator

We conduct an empirical study on popular 3D pose estimation datasets (*e.g.*, *Human3.6M*, *HumanEva*) and notice

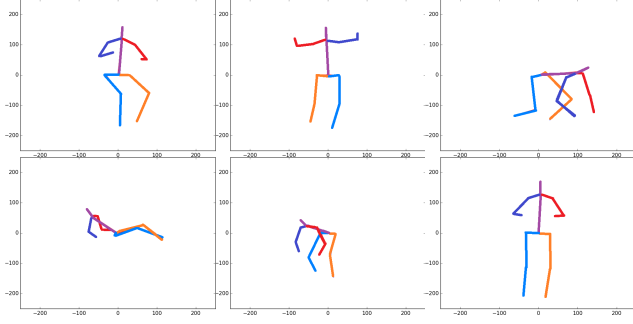


Figure 4: Examples of learned 2D atomic poses in probability distribution $p(\mathbf{U}|\hat{\mathbf{U}})$.

that there are usually limited number of cameras (4 on average) recording the human subject. This raises the doubt whether learning on such dataset can lead to a generalized 3D pose estimator applicable in other scenes with different camera positions. We believe that a data augmentation process will help improve the model performance and generalization ability. For this, we propose a novel Pose Sample Simulator (PSS) to generate additional training samples. The generation process consists of two steps: i) projecting ground-truth 3D pose $\hat{\mathbf{V}}$ onto virtual camera planes to obtain ground-truth 2D pose $\hat{\mathbf{U}}$, ii) simulating 2D pose detections \mathbf{U} by sampling conditional probability distribution $p(\mathbf{U}|\hat{\mathbf{U}})$.

In the first step, we first specify a series of virtual camera calibrations. Namely, a virtual camera calibration is specified by quoting intrinsic parameters K' from other real cameras and simulating reasonable extrinsic parameters (*i.e.*, camera locations T' and orientations R'). As illustrated in Figure 3, two white virtual camera calibrations are determined by the other two real cameras. Given a specified virtual camera, we can perform a perspective projection of a ground-truth 3D pose $\hat{\mathbf{V}}$ onto the virtual camera plane and obtain the corresponding ground-truth 2D pose $\hat{\mathbf{U}}$.

In the second step, we first model the conditional probability distribution $p(\mathbf{U}|\hat{\mathbf{U}})$ to mitigate the discrepancy between 2D pose detections \mathbf{U} and 2D pose ground-truth $\hat{\mathbf{U}}$. Assuming $p(\mathbf{U}|\hat{\mathbf{U}})$ follows a mixture of Gaussian distribution, that is,

$$p(\mathbf{U}|\hat{\mathbf{U}}) = p(\epsilon) = \sum_{j=1}^{N_G} \omega_j \mathbb{N}(\epsilon; \mu_j, \Sigma_j), \quad (16)$$

where $\epsilon = \mathbf{U} - \hat{\mathbf{U}}$, N_G denotes the number of Gaussian distributions, ω_j denotes a combination weight for the j -th component, $\mathbb{N}(\epsilon; \mu_j, \Sigma_j)$ denotes the j -th multivariate Gaussian distribution with mean μ_j and covariance Σ_j . As suggested in (Andriluka et al. 2014), we set $N_G = 42$. For efficiency issues, the covariance matrix Σ_j is assumed to be in the form:

$$\Sigma_j = \begin{bmatrix} \sigma_{j,1} & 0 & 0 \\ 0 & \ddots & 0 \\ 0 & 0 & \sigma_{j,i} \end{bmatrix}, \quad \sigma_{j,i} \in \mathbb{R}^{2 \times 2} \quad (17)$$

where $\sigma_{j,i}$ is the covariance matrix for joint u_i at j -th multivariate Gaussian distribution. This constraint enforces independence among each joint u_i in 2D pose \mathbf{U} .

The probability distribution $p(\mathbf{U}|\hat{\mathbf{U}})$ can be efficiently learned using an EM algorithm, with E-step estimating combination weights ω and M-step updating Gaussian parameters μ and Σ . We utilize K-means clustering to initialize parameters as a warm start. The learned mean μ_j of each Gaussian can be considered as an atomic pose representing a group of similar 2D poses. We visualize some atomic poses in Figure 4.

Given a 2D pose ground-truth $\hat{\mathbf{U}}$, we sample $p(\mathbf{U}|\hat{\mathbf{U}})$ to generate simulated detections \mathbf{U} and thus use it to augment the training set Ω . By doing so we mitigate the discrepancy between the training data and the testing data. The effectiveness of our proposed PSS is validated in Section 5.5.

5 Experiments

In this section, we first introduce datasets and settings for evaluation, and then report our results and comparisons with state-of-the-art methods, and finally conduct an ablation study on components in our method.

5.1 Datasets

We evaluate our method quantitatively and qualitatively on three popular 3D pose estimation datasets.

Human3.6M (Ionescu et al. 2014) is the current largest dataset for human 3D pose estimation, which consists of 3.6 million 3D human poses and corresponding video frames recorded from 4 different cameras. Cameras are located at the front, back, left and right of the recorded subject, with around 5 meters away and 1.5 meter height. In this dataset, there are 11 actors in total and 15 different actions performed (*e.g.*, greeting, eating and walking). The 3D pose ground-truth is captured by a motion capture (Mocap) system and all camera parameters (intrinsic and extrinsic parameters) are provided.

HumanEva-I (Sigal, Balan, and Black 2010) is another widely used dataset for human 3D pose estimation, which is also collected in a controlled indoor environment using a Mocap system. *HumanEva-I* dataset has fewer subjects and actions, compared with *Human3.6M* dataset.

MPII (Andriluka et al. 2014) is a challenging benchmark for 2D human pose estimation in the wild, containing a large amount of human images in the wild. We only validate our method on this dataset qualitatively since no 3D pose ground-truth is provided.

5.2 Evaluation Protocols

For **Human3.6M**, the standard protocol is using all 4 camera views in subjects S1, S5, S6, S7 and S8 for training and the same 4 camera views in subjects S9 and S11 for testing. This standard protocol is called *protocol #1*. In some works, the predictions are post-processed via a rigid transformation before comparing to the ground-truth, which is referred as *protocol #2*.

In above two protocols, the same 4 camera views are both used for training and testing. This raises the question whether

Protocol #1	Direct.	Discuss	Eating	Greet	Phone	Photo	Pose	Purch.	Sitting	SittingD.	Smoke	Wait	WalkD.	Walk	WalkT.	Avg.
LinKDE (PAMI'16)	132.7	183.6	132.3	164.4	162.1	205.9	150.6	171.3	151.6	243.0	162.1	170.7	177.1	96.6	127.9	162.1
Tekin et al. (ICCV'16)	102.4	147.2	88.8	125.3	118.0	182.7	112.4	129.2	138.9	224.9	118.4	138.8	126.3	55.1	65.8	125.0
Du et al. (ECCV'16)	85.1	112.7	104.9	122.1	139.1	135.9	105.9	166.2	117.5	226.9	120.0	117.7	137.4	99.3	106.5	126.5
Chen & Ramanan (Arxiv'16)	89.9	97.6	89.9	107.9	107.3	139.2	93.6	136.0	133.1	240.1	106.6	106.2	87.0	114.0	90.5	114.1
Pavlakos et al. (CVPR'17)	67.4	71.9	66.7	69.1	72.0	77.0	65.0	68.3	83.7	96.5	71.7	65.8	74.9	59.1	63.2	71.9
Bruce et al. (ICCV'17)	90.1	88.2	85.7	95.6	103.9	92.4	90.4	117.9	136.4	98.5	103.0	94.4	86.0	90.6	89.5	97.5
Zhou et al. (ICCV'17)	54.8	60.7	58.2	71.4	62.0	65.5	53.8	55.6	75.2	111.6	64.1	66.0	51.4	63.2	55.3	64.9
Martinez et al. (ICCV'17)	51.8	56.2	58.1	59.0	69.5	78.4	55.2	58.1	74.0	94.6	62.3	59.1	65.1	49.5	52.4	62.9
Ours	50.1	54.3	57.0	57.1	66.6	73.3	53.4	55.7	72.8	88.6	60.3	57.7	62.7	47.5	50.6	60.4
Protocol #2	Direct.	Discuss	Eating	Greet	Phone	Photo	Pose	Purch.	Sitting	SittingD.	Smoke	Wait	WalkD.	Walk	WalkT.	Avg.
Ramakrishna et al.(ECCV'12)	137.4	149.3	141.6	154.3	157.7	158.9	141.8	158.1	168.6	175.6	160.4	161.7	150.0	174.8	150.2	157.3
Bogo et al.(ECCV'16)	62.0	60.2	67.8	76.5	92.1	77.0	73.0	75.3	100.3	137.3	83.4	77.3	86.8	79.7	87.7	82.3
Moreno-Noguer (CVPR'17)	66.1	61.7	84.5	73.7	65.2	67.2	60.9	67.3	103.5	74.6	92.6	69.6	71.5	78.0	73.2	74.0
Pavlakos et al. (CVPR'17)	—	—	—	—	—	—	—	—	—	—	—	—	—	—	—	51.9
Bruce et al. (ICCV'17)	62.8	69.2	79.6	78.8	80.8	72.5	73.9	96.1	106.9	88.0	86.9	70.7	71.9	76.5	73.2	79.5
Martinez et al. (ICCV'17)	39.5	43.2	46.4	47.0	51.0	56.0	41.4	40.6	56.5	69.4	49.2	45.0	49.5	38.0	43.1	47.7
Ours	38.2	41.7	43.7	44.9	48.5	55.3	40.2	38.2	54.5	64.4	47.2	44.3	47.3	36.7	41.7	45.7
Protocol #3	Direct.	Discuss	Eating	Greet	Phone	Photo	Pose	Purch.	Sitting	SittingD.	Smoke	Wait	WalkD.	Walk	WalkT.	Avg.
Pavlakos et al. (CVPR'17)	79.2	85.2	78.3	89.9	86.3	87.9	75.8	81.8	106.4	137.6	86.2	92.3	72.9	82.3	77.5	88.6
Bruce et al. (ICCV'17)	103.9	103.6	101.1	111.0	118.6	105.2	105.1	133.5	150.9	113.5	117.7	108.1	100.3	103.8	104.4	112.1
Zhou et al. (ICCV'17)	61.4	70.7	62.2	76.9	71.0	81.2	67.3	71.6	96.7	126.1	68.1	76.7	63.3	72.1	68.9	75.6
Martinez et al. (ICCV'17)	65.7	68.8	92.6	79.9	84.5	100.4	72.3	88.2	109.5	130.8	76.9	81.4	85.5	69.1	68.2	84.9
Ours	57.5	57.8	81.6	68.8	75.1	85.8	61.6	70.4	95.8	106.9	68.5	70.4	73.8	58.5	59.6	72.8

Table 1: Quantitative comparisons of Average Euclidean Distance (mm) between the estimated pose and the ground-truth on *Human3.6M* under *Protocol #1*, *Protocol #2* and *Protocol #3*. The best score is marked in **bold**.

or not the learned estimator over-fits to training camera parameters. To validate the generalization ability of different models, we propose a new protocol based on different camera view partitions for training and testing. In our setting, subjects S1, S5, S6, S7, and S8 in 3 camera views are used for training while subjects S9 and S11 in the other camera view are selected for testing (down-sampled to 10fps). The suggested protocol guarantees that not only subjects but also camera views are different for training and testing, eliminating interferences of subject appearance and camera parameters, respectively. We refer our new protocol as *protocol #3*.

For *HumanEva-I*, we follow the previous protocol, evaluating on each action separately with all subjects. A rigid transformation is performed before computing the mean reconstruction error.

5.3 Implementation Details

We implement our method using Keras with Tensorflow as back-end. We first train our base network for 200 epoch. The learning rate is set as 0.001 with exponential decay and the batch size is set to 64 in the first step. Then we add the 3D-Pose Grammar Network on top of the base network and fine-tune the whole network together. The learning rate is set as 10^{-5} during the second step to guarantee model stability in the training phase. We adopt Adam optimizer for both steps.

We perform 2D pose detections using a state-of-the-art 2D pose estimator (Newell, Yang, and Deng 2016). We fine-tuned the model on *Human3.6M* and use the pre-trained model on *HumanEva-I* and *MPII*. Our deep grammar network is trained with 2D pose detections as inputs and 3D pose ground-truth as outputs. For *protocol #1* and *protocol #2*, the data augmentation is omitted due to little improvement and tripled training time. For *protocol #3*, in addition

Methods	Walking			Jogging			Avg.
	S1	S2	S3	S1	S2	S3	
Simo-Serra et al. (CVPR'13)	65.1	48.6	73.5	74.2	46.6	32.2	56.7
Kostrikov et al. (BMVC'14)	44.0	30.9	41.7	57.2	35.0	33.3	40.3
Yasin et al. (CVPR'16)	35.8	32.4	41.6	46.6	41.4	35.4	38.9
Moreno-Noguer (CVPR'17)	19.7	13.0	24.9	39.7	20.0	21.0	26.9
Pavlakos et al. (CVPR'17)	22.3	19.5	29.7	28.9	21.9	23.8	24.3
Martinez et al. (ICCV'17)	19.7	17.4	46.8	26.9	18.2	18.6	24.6
Ours	19.4	16.8	37.4	30.4	17.6	16.3	22.9

Table 2: Quantitative comparisons of the mean reconstruction error (mm) on *HumanEva-I*. The best score is marked in **bold**.

to the original 3 camera views, we further augment the training set with 6 virtual camera views on the same horizontal plane. Consider the circle which is centered at the human subject and locates all cameras is evenly segmented into 12 sectors with 30 degree angles each, and 4 cameras occupy 4 sectors. We generate training samples on 6 out of 8 unoccupied sectors and leave 2 closest to the testing camera unused to avoid overfitting. The 2D poses generated from virtual camera views are augmented by our PCSS. During each epoch, we will sample our learned distribution once and generate a new batch of synthesized data.

Empirically, one forward and backward pass takes 25 ms on a Titan X GPU and a forward pass takes 10 ms only, allowing us to train and test our network efficiently.

5.4 Results and Comparisons

Human3.6M. We evaluate our method under all three protocols. We compare our method with 10 state-of-the-art methods (Ionescu et al. 2014; Tekin et al. 2016b; Du et al. 2016; Chen and Ramanan 2016; Sanzari, Ntouskos, and Pirri 2016;

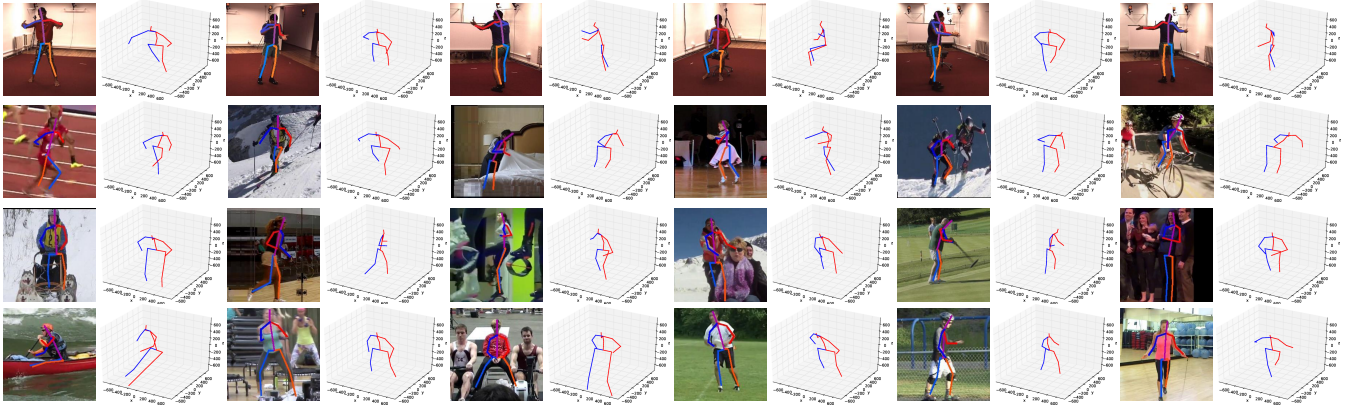


Figure 5: Quantitative results of our method on *Human3.6M* and *MPII*. We show the estimated 2D pose on the original image and the estimated 3D pose from a novel view. Results on *Human3.6M* are drawn in the first row and results on *MPII* are drawn in the second to fourth row. Best viewed in color.

Rogez and Schmid 2016; Bogo et al. 2016; Pavlakos et al. 2017; Nie, Wei, and Zhu 2017; Zhou et al. 2017; Martinez et al. 2017) and report quantitative comparisons in Table 1. From the results, our method obtains superior performance over the competing methods under all protocols.

To verify our claims, we re-train three previous methods, which obtain top performance under *protocol #1*, with *protocol #3*. The quantitative results are reported in Table 1. The large drop of performance (17% – 41%) of previous 2D-3D reconstruction models (Pavlakos et al. 2017; Nie, Wei, and Zhu 2017; Zhou et al. 2017; Martinez et al. 2017), which demonstrates the blind spot of previous evaluation protocols and the over-fitting problem of those models.

Notably, our method greatly surpasses previous methods (12mm improvement over the second best under cross-view evaluation (*i.e.*, *protocol #3*). Additionally, the large performance gap of (Martinez et al. 2017) under *protocol #1* and *protocol #3* (62.9mm vs 84.9mm) demonstrates that previous 2D-to-3D reconstruction networks easily over-fit to camera views. Our general improvements over different settings demonstrate our superior performance and good generalization.

HumanEva-I. We compare our method with 6 state-of-the-art methods (Simo-Serra et al. 2013; Kostrikov and Gall 2014; Yasin et al. 2016; Moreno-Noguer 2017; Pavlakos et al. 2017; Martinez et al. 2017). The quantitative comparisons on *HumanEva-I* are reported in Table 2. As seen, our results outperforms previous methods across the vast majority of subjects and on average.

MPII. We visualize sampled results generated by our method on *MPII* as well as *Human3.6M* in Figure 5. As seen, our method is able to accurately predict 3D pose for both indoor and in-the-wild images.

5.5 Ablation studies

We study different components of our model on *Human 3.6M* dataset under *protocol #3*, as reported in Table 3.

Pose grammar. We first study the effectiveness of our

Component	Variants	Error (mm)	Δ
	Ours, full	72.8	–
Pose grammar	w/o. grammar	75.1	2.3
	w. kinematics	73.9	1.1
	w. kinematics+symmetry	73.2	0.4
PSS	w/o. extra 2D-3D pairs	82.6	9.8
	w. extra 2D-3D pairs, GT	76.7	3.9
	w. extra 2D-3D pairs, simple	78.0	5.2
PSS Generalization	Bruce et al. (ICCV'17) w/o.	112.1	–
	Bruce et al. (ICCV'17) w.	96.3	15.8
	Martinez et al. (ICCV'17) w/o.	84.9	–
	Martinez et al. (ICCV'17) w.	76.0	8.9

Table 3: Ablation studies on different components in our method. The evaluation is performed on *Human3.6M* under *Protocol #3*. See text for detailed explanations.

grammar model, which encodes high-level grammar constraints into our network. First, we exam the performance of our baseline by removing all three grammar from our model, the error is 75.1mm. Adding the kinematics grammar provides parent-child relations to body joints, reducing the error by 1.6% (75.1mm \rightarrow 73.9mm). Adding on top the symmetry grammar can obtain an extra error drops (73.9mm \rightarrow 73.2mm). After combing all three grammar together, we can reach an final error of 72.8mm.

Pose Sample Simulator (PSS). Next we evaluate the influence of our 2D-pose samples simulator. Comparing the results of only using the data from original 3 camera views in *Human 3.6M* and the results of adding samples by generating ground-truth 2D-3D pairs from 6 extra camera views, we see an 7% errors drop (82.6mm \rightarrow 76.7mm), showing that extra training data indeed expand the generalization ability. Next, we compare our Pose Sample Simulator to a simple baseline, *i.e.*, generating samples by adding random noises to each joint, say an arbitrary Gaussian distribution or a white noise. Unsurprisingly, we observe a drop of performance, which is even worse than using the ground-truth 2D pose. This suggests that the conditional distribution $p(E|\hat{E})$ helps bridge the gap between detection results and ground-truth. Furthermore, we re-train models proposed in (Nie,

Wei, and Zhu 2017; Martinez et al. 2017) to validate the generalization of our PSS. Results also show a performance boost for their methods, which confirms the proposed PSS is a generalized technique. Therefore, this ablative study validates the generalization as well as effectiveness of our PSS.

6 Conclusion

In this paper, we propose a pose grammar model to encode the mapping function of human pose from 2D to 3D. Our method obtains superior performance over other state-of-the-art methods by explicitly encoding human body configuration with pose grammar and a generalized data argumentation technique. We will explore more interpretable and effective network architectures in the future.

References

- Andriluka, M.; Pishchulin, L.; Gehler, P.; and Schiele, B. 2014. 2d human pose estimation: New benchmark and state of the art analysis. In *IEEE Conference on Computer Vision and Pattern Recognition*.
- Bogo, F.; Kanazawa, A.; Lassner, C.; Gehler, P.; Romero, J.; and Black, M. J. 2016. Keep it smpl: Automatic estimation of 3d human pose and shape from a single image. In *European Conference on Computer Vision*.
- Charles, J.; Pfister, T.; Magee, D.; Hogg, D.; and Zisserman, A. 2016. Personalizing human video pose estimation. In *IEEE Conference on Computer Vision and Pattern Recognition*.
- Chen, C.-H., and Ramanan, D. 2016. 3d human pose estimation= 2d pose estimation+ matching. *arXiv preprint arXiv:1612.06524*.
- Du, Y.; Wong, Y.; Liu, Y.; Han, F.; Gui, Y.; Wang, Z.; Kankanhalli, M.; and Geng, W. 2016. Marker-less 3d human motion capture with monocular image sequence and height-maps. In *European Conference on Computer Vision*.
- Han, F., and Zhu, S.-C. 2009. Bottom-up/top-down image parsing with attribute grammar. *IEEE Transactions on Pattern Analysis and Machine Intelligence* 31(1):59–73.
- He, K.; Zhang, X.; Ren, S.; and Sun, J. 2016. Deep residual learning for image recognition. In *IEEE Conference on Computer Vision and Pattern Recognition*.
- Ionescu, C.; Papava, D.; Olaru, V.; and Sminchisescu, C. 2014. Human3.6m: Large scale datasets and predictive methods for 3d human sensing in natural environments. *IEEE Transactions on Pattern Analysis and Machine Intelligence* 36(7):1325–1339.
- Jiang, H. 2010. 3d human pose reconstruction using millions of exemplars. In *IEEE International Conference on Pattern Recognition*.
- Kostrikov, I., and Gall, J. 2014. Depth sweep regression forests for estimating 3d human pose from images. In *British Machine Vision Conference*.
- Lee, C.-Y.; Xie, S.; Gallagher, P.; Zhang, Z.; and Tu, Z. 2015. Deeply-supervised nets. In *Artificial Intelligence and Statistics*.
- Li, S., and Chan, A. B. 2014. 3d human pose estimation from monocular images with deep convolutional neural network. In *Asian Conference on Computer Vision*.
- Liu, T.; Chaudhuri, S.; Kim, V.; Huang, Q.; Mitra, N.; and Funkhouser, T. 2014. Creating consistent scene graphs using a probabilistic grammar. *ACM Transactions on Graphics* 33(6):1–12.
- Martinez, J.; Hossain, R.; Romero, J.; and Little, J. J. 2017. A simple yet effective baseline for 3d human pose estimation. In *IEEE International Conference on Computer Vision*.
- Moreno-Noguer, F. 2017. 3d human pose estimation from a single image via distance matrix regression. *IEEE Conference on Computer Vision and Pattern Recognition*.
- Newell, A.; Yang, K.; and Deng, J. 2016. Stacked hourglass networks for human pose estimation. In *European Conference on Computer Vision*.
- Nie, B. X.; Wei, P.; and Zhu, S.-C. 2017. Monocular 3d human pose estimation by predicting depth on joints. In *IEEE International Conference on Computer Vision*.
- Park, S.; Nie, X.; and Zhu, S.-C. 2015. Attributed and-or grammar for joint parsing of human pose, parts and attributes. *IEEE International Conference on Computer Vision*.
- Paul, G. S.; Viola, P.; and Darrell, T. 2003. Fast pose estimation with parameter-sensitive hashing. In *IEEE International Conference on Computer Vision*.
- Pavlakos, G.; Zhou, X.; Derpanis, K. G.; and Daniilidis, K. 2017. Coarse-to-fine volumetric prediction for single-image 3D human pose. In *IEEE International Conference on Computer Vision*.
- Rogez, G., and Schmid, C. 2016. Mocap-guided data augmentation for 3d pose estimation in the wild. In *Annual Conference on Neural Information Processing Systems*.
- Sanzari, M.; Ntouskos, V.; and Pirri, F. 2016. Bayesian image based 3d pose estimation. In *European Conference on Computer Vision*.
- Sigal, L.; Balan, A. O.; and Black, M. J. 2010. Humaneva: Synchronized video and motion capture dataset and baseline algorithm for evaluation of articulated human motion. *International Journal of Computer Vision* 87(1):4–27.
- Simo-Serra, E.; Quattoni, A.; Torras, C.; and Moreno-Noguer, F. 2013. A joint model for 2d and 3d pose estimation from a single image. In *IEEE Conference on Computer Vision and Pattern Recognition*.
- Tekin, B.; Katircioglu, I.; Salzmann, M.; Lepetit, V.; and Fua, P. 2016a. Structured prediction of 3d human pose with deep neural networks. In *British Machine Vision Conference*.
- Tekin, B.; Rozantsev, A.; Lepetit, V.; and Fua, P. 2016b. Direct prediction of 3d body poses from motion compensated sequences. In *IEEE International Conference on Computer Vision*.
- Xu, Y.; Lin, L.; Zheng, W.-S.; and Liu, X. 2013. Human re-identification by matching compositional template with cluster sampling. In *IEEE International Conference on Computer Vision*.
- Xu, Y.; Liu, X.; Liu, Y.; and Zhu, S.-C. 2016. Multi-view people tracking via hierarchical trajectory composition. In *IEEE Conference on Computer Vision and Pattern Recognition*.
- Xu, Y.; Liu, X.; Qin, L.; and Zhu, S.-C. 2017. Multi-view people tracking via hierarchical trajectory composition. In *AAAI Conference on Artificial Intelligence*.
- Xu, Y.; Ma, B.; and Lin, R. H. L. 2014. Person search in a scene by jointly modeling people commonness and person uniqueness. In *ACM Multimedia*.
- Yasin, H.; Iqbal, U.; Kruger, B.; Weber, A.; and Gall, J. 2016. A dual-source approach for 3d pose estimation from a single image. In *IEEE Conference on Computer Vision and Pattern Recognition*.
- Zhou, X.; Huang, Q.; Sun, X.; Xue, X.; and Wei, Y. 2017. Towards 3d human pose estimation in the wild: a weakly-supervised approach. In *IEEE International Conference on Computer Vision*.