

A study of accurate exchange-correlation functionals through adiabatic connection

Rabeet Singh^{1, a)} and Manoj K. Harbola^{1, b)}

Department of Physics, Indian Institute of Technology Kanpur, Kanpur-208016, India

(Dated: 8 March 2024)

A systematic way of improving exchange-correlation energy functionals of density functional theory has been to make them satisfy more and more exact relations. Starting from the initial GGA functionals, this has culminated into the recently proposed SCAN(Strongly constrained and appropriately normed) functional that satisfies several known constraints and is appropriately normed. The ultimate test for the functionals developed is the accuracy of energy calculated by employing them. In this paper, we test these exchange-correlation functionals –the GGA hybrid functionals B3LYP and PBE0, and the meta-GGA functional SCAN– from a different perspective. We study how accurately these functionals reproduce the exchange-correlation energy when electron-electron interaction is scaled as αV_{ee} with α varying between 0 and 1. Our study reveals interesting comparison between these functionals and the associated difference T_c between the interacting and the non-interacting kinetic energy for the same density.

I. INTRODUCTION

Since the inception of density functional theory^{1,2}(DFT) and its first demonstration³ of the solution of Kohn-Sham equation⁴ using the LDA², accuracy of the exchange-correlation(xc) functionals has increased manifold. Efforts in understanding and improving the xc functionals have been made by looking at exact properties satisfied by these functionals or associated quantities. Thus the accuracy of the LDA was first explained⁵ in terms of the corresponding exchange-correlation hole satisfying the charge neutrality condition. An attempt to go beyond the LDA for exchange by incorporating gradient correction was first made⁶ on dimensional basis and gave the gradient expansion approximation(GEA) for exchange. The expansion was formally derived⁷ by using the response formula of an electron gas. However, the corresponding Fermi hole⁸ is unphysical⁹. Correcting deficiency of the GEA led⁹ to the first generalized gradient approximation(GGA) for the exchange functional. Along similar line of thinking another GGA functional was proposed¹⁰ that was based on the exact asymptotic dependence of exchange energy density far away from a system.

For the correlation functionals, the LDA was first given by Wigner^{11–13}. It was later derived for high density of electrons by Gelmann and Brueckner¹⁴ and gradient correction was given by Ma and Brueckner¹⁵. Accurate functionals were later constructed by parameterizing the Monte-Carlo calculations of Ceperley and Alder¹⁶ and making sure that the high density limit of the correlation functional was reproduced. Further work on correlation functionals is that given by Langreth-Mehl¹⁷, Perdew-Langreth¹⁸, Perdew and Wang¹⁹ and the Perdew-Burke & Ernzerhof²⁰(PBE).

As is clear, the approach to developing functionals has been to start with the simplest functional given by the LDA, making gradient correction to it up the second order or the fourth order^{21,22} and then demanding that the resulting functional satisfy exact conditions for them. The results have been that highly accurate energies can now be calculated using density functionals developed over the past two decades.

Two highly accurate hybrid functionals²³ employing the Becke and the PBE functionals, respectively, are the B3LYP^{24,25} and PBE0^{20,26,27} functionals. While the Becke functional used in B3LYP satisfies the exact asymptotic dependence of the exchange energy density, PBE functional satisfies 11 known relations. Recently a new functional SCAN²⁸(strongly constrained and appropriately normed) has been proposed that satisfies 17 known properties and is appropriately normed. These three functionals are the focus of our study in this paper.

As accuracy of the functionals increases, so do the expectations from density functional theory to describe large range of phenomenon and provide other quantities also with the same accuracy as the energy. In this context, it has recently been noted that the densities themselves are not as accurate as the energies given by DFT²⁹. Keeping this in mind, it is imperative that the investigations are done in testing the energy functionals from various perspectives and for different systems³⁰. The work presented in this paper is our attempt in that direction. Here we test the functionals for simple spherical systems (atoms and jellium spheres that represent metallic clusters^{31–33}) via adiabatic connection^{5,34–37} as the electron-electron interaction is varied for a system keeping its density unchanged. We compare the resulting curves with the exact results for two-electron systems and show how different functionals differ from the exact results. We then calculate difference T_c in the kinetic energies of the true systems and the corresponding Kohn-Sham systems and show that it varies over a range of values for different systems and functionals. We then

^{a)} rabeetsingh@gmail.com

^{b)} mkh@iitk.ac.in

extend our study to larger systems using their Hartree-Fock density. We note that importance of adiabatic connection curves to aid progress in construction of energy functional was explored³⁸ in a study of such curves for two electron systems.

In the following, we begin with a description of adiabatic connection and its relationship³⁹ with the scaling relations.

II. ADIABATIC CONNECTION AND SCALING RELATIONS

Exchange-correlation energy for a ground state density $\rho(\vec{r})$ in density functional theory can be defined^{5,34–37} in terms of the many-body wavefunction as

$$E_{xc}^{DFT}[\rho] = \int_0^1 W_{xc}^\alpha d\alpha \quad (1)$$

with $W_{xc}^\alpha = \langle \Psi^\alpha | V_{ee} | \Psi^\alpha \rangle - \frac{1}{2} \iint \frac{\rho(\vec{r})\rho(\vec{r}')}{|\vec{r}-\vec{r}'|} d\vec{r}d\vec{r}'$. Here V_{ee} is the electron-electron interaction energy and Ψ^α is the many-electron wavefunction that gives the density $\rho(\vec{r})$ and is the ground state solution of the Schrödinger equation

$$[\hat{T} + V_{ext}^\alpha + \alpha V_{ee}] \Psi^\alpha = E^\alpha \Psi^\alpha, \quad (2)$$

where V_{ext}^α is the external potential corresponding to the scaled Coulombic interaction αV_{ee} . Notice that the traditional quantum-chemical exchange-correlation energy is $W_{xc}^{\alpha=1}$. The quantity⁴³

$$T_c = E_{xc}^{DFT} - W_{xc}^{\alpha=1} \quad (3)$$

is the difference between the exact kinetic energy of the true system and the non-interacting kinetic energy given by the corresponding Kohn-Sham equation. Eq. (1) has been used to develop hybrid functionals²³ that mix $E_{xc}^0[\rho]$, which is the exact exchange-energy calculated from the Kohn-Sham orbitals, and an approximation to $W_{xc}^{\alpha=1}[\rho]$ which is made by replacing it by $E_{xc}^{DFT}[\rho]$ (approximate). Generalizing this approach, attempts have been made^{43–48} to model W_{xc}^α and integrate it to obtain an approximate $E_{xc}[\rho]$. In this paper, we do the opposite of this in that we calculate W_{xc}^α corresponding to an approximate exchange-correlation functional and compare this with the exact W_{xc}^α for systems where the latter can be calculated. This gives a different perspective in understanding an approximate functional. In addition, using Eq. (3) we also calculate T_c corresponding to a given density for an approximate functional to learn about its contribution to the errors in the functional.

A. Obtaining W_{xc}^α for $E_{xc}^{approx}[\rho]$

For an approximate exchange-correlation energy functional $E_{xc}^{approx}[\rho]$, the corresponding^{39,45,46}

$$W_{xc}^\alpha[\rho] = \frac{d}{d\alpha} \left(\alpha^2 E_{xc}[\rho_{\frac{1}{\alpha}}] \right), \quad (4)$$

where $\rho_{\frac{1}{\alpha}}$ is the scaled density given as

$$\rho_{\frac{1}{\alpha}}(\vec{r}) = \frac{1}{\alpha^3} \rho\left(\frac{\vec{r}}{\alpha}\right). \quad (5)$$

For completeness, we give the derivation of Eq. (4) in the appendix. Before proceeding with our calculations, we reflect on what could the quantities W_{xc}^α in general, and $W_{xc}^{\alpha=0}$ and $W_{xc}^{\alpha=1}$ in particular, mean when an approximate exchange-correlation energy functional $E_{xc}^{approx}[\rho]$ is used in right hand side of Eq. (4). A possible interpretation is as follows.

An approximate functional may be thought of being the exact functional for an inter-electron interaction $w(\vec{r}, \vec{r}')$ which could be different from the Coulombic interaction. However it should have the same dimensional dependence on $|\vec{r}-\vec{r}'|$ as the Coulomb interaction in order that the relations used in this paper can be applied to it. The density $\rho(\vec{r})$ employed in our study is that produced by solving the many-electron Schrödinger equation with an external potential $\tilde{v}_{ext}(\vec{r})$ which is also different from the true external potential. $W_{xc}^{\alpha=1}$ is then given as

$$W_{xc}^{\alpha=1}[\rho] = \langle \tilde{\Psi} | \hat{W} | \tilde{\Psi} \rangle - \frac{1}{2} \iint w(\vec{r}, \vec{r}') \rho(\vec{r}) \rho(\vec{r}') d\vec{r} d\vec{r}' \quad (6)$$

where $\hat{W} = \frac{1}{2} \sum_{ij} w(\vec{r}_i, \vec{r}_j)$ and $\tilde{\Psi}$ is the solution of the Schrödinger equation for the Hamiltonian with the modified external potential $\tilde{v}_{ext}(\vec{r})$ and the interaction $w(\vec{r}, \vec{r}')$. By constrained search, $\tilde{\Psi}$ is the wavefunction that gives the density $\rho(\vec{r})$ and minimizes the expectation value $\langle \hat{T} + \hat{W} \rangle$. The corresponding W_{xc}^α is then

$$W_{xc}^\alpha = \langle \tilde{\Psi}^\alpha | \hat{W} | \tilde{\Psi}^\alpha \rangle - \frac{1}{2} \iint \rho(\vec{r}) \rho(\vec{r}') w(\vec{r}, \vec{r}') d\vec{r} d\vec{r}' \quad (7)$$

where $\tilde{\Psi}^\alpha$ gives the density $\rho(\vec{r})$ and minimizes the expectation value $\langle \tilde{\Psi}^\alpha | \hat{T} + \alpha \hat{W} | \tilde{\Psi}^\alpha \rangle$. With this understanding, we can obtain the approximate exchange energy $W_x^{approx}[\rho]$ and the kinetic component T_c^{approx} for a given exchange-correlation functional as

$$W_x^{approx}[\rho] = W_{xc}^{\alpha=0},$$

$$T_c^{approx} = E_{xc}^{approx}[\rho] - W_{xc}^{\alpha=1}. \quad (8)$$

For a given approximate functional $E_{xc}^{approx}[\rho]$ and a given density $\rho(\vec{r})$, the quantity W_{xc}^α can be calculated using Eq. (4). Note that the value of $W_{xc}^{\alpha=0}$ gives the exchange energy for the given functional while the $W_{xc}^{\alpha=1}$ is given by Eq.(6). Thus the corresponding kinetic energy

TABLE I. Exchange and correlation energies (in atomic units) obtained from B3LYP, PBE0 and SCAN functionals using nearly exact densities for H^- and He and the exact density for the Hookium atom. Results using Hartree-Fock densities for all the systems are also given.

Atom	input density	Exchange Energy				Correlation Energy			
		Exact	B3LYP	PBE0	SCAN	Exact	B3LYP	PBE0	SCAN
H^-	Near exact	-0.3809 ⁴⁰ -0.3828 ⁴¹	-0.3877	-0.3889	-0.3923	-0.0420 ⁴⁰ -0.0418 ⁴¹	-0.0378	-0.0305	-0.0298
	Hartree-Fock		-0.3943	-0.3947	-0.4024		-0.0391	-0.0327	-0.0307
He	Near Exact	-1.0246 ⁴⁰ -1.0246 ⁴¹	-1.0136	-1.0160	-1.0299	-0.0421 ⁴⁰ -0.0422 ⁴¹	-0.0569	-0.0419	-0.0379
	Hartree-Fock		-1.0140	-1.0163	-1.0306		-0.0569	-0.0420	-0.0379
Hookium	Exact	-0.5160 ⁴²	-0.4998	-0.4986	-0.5141	-0.0393 ⁴²	-0.0447	-0.0514	-0.0355
	Hartree-Fock		-0.4995	-0.4984	-0.5137		-0.0447	-0.0512	-0.0355
Mean absolute percentage error			2.0	2.1	1.3		19.6	19.5	16.2

TABLE II. The difference T_c between the interacting and noninteracting kinetic energies (in atomic units) for H^- , He and Hookium atom densities. Also shown in parenthesis after each approximate value is its percentage deviation from the exact value. Results obtained from Hartree-Fock densities are also shown.

Atom	input density	T_c			
		Exact	B3LYP	PBE0	SCAN
H^-	Near exact	0.0279 ⁴¹	0.0199(28.7)	0.0241(13.6)	0.0217(22.2)
	Hartree-Fock		0.0208(25.4)	0.0256(8.3)	0.0224(19.7)
He	Near exact	0.0367 ⁴¹	0.0402(9.5)	0.0376(2.4)	0.0325(11.4)
	Hartree-Fock		0.0403(9.8)	0.0377(2.7)	0.0325(11.4)
Hookium	Exact	0.0273 ⁴²	0.0301(10.2)	0.0355(30.0)	0.0276(1.1)
	Hartree-Fock		0.0300(9.9)	0.0355(30.0)	0.0275(0.7)
Mean absolute percentage error			16.1	15.3	11.6

difference T_c^{approx} between the fully-interacting system and the associated Kohn-Sham system is easily calculated using Eq. (8), where $E_{xc}^{approx}[\rho]$ is given directly from the functional and $W_{xc}^{\alpha=1}$ is calculated from Eq. (4).

III. RESULTS

In this section we begin by presenting results for the total exchange-correlation energies and W_{xc}^{α} for the functionals the B3LYP^{24,25} and the PBE0²⁰, and for the most recently proposed²⁸ SCAN functional. We first perform our study using the exact densities for two-electron systems of the He atom and H^- ion and the Hookium atom^{42,55,56}. This enables us to analyze the functionals for two different kinds of external potentials: The external potential for H^- and He atom has $-\frac{1}{r}$ dependence whereas the external potential in the Hookium atom has r^2 dependence where r is the distance from the origin. After this, we extend our study to larger systems using Hartree-Fock densities. We show that the exchange energies obtained from different functionals are close to each other and the difference between exchange-correlation en-

ergies arises mainly from the correlation energy difference. This is further reflected in the numbers for the corresponding T_c .

A. Results for exact densities

Shown in Table I are the results for the exchange and correlation energies for the He, H^- and the Hookium atom. These energies have been calculated from the near exact semi analytic densities^{55,57} for H^- and He and the exact density^{42,56} for the Hookium atom. We note that SCAN functional has also been studied⁵⁸ for Hooke's atom recently. It is observed from the Table that the exchange energy for all the systems comes out to be roughly the same for the three functionals. However, the SCAN functional gives slightly larger magnitude than the other two functionals. On the other hand, the correlation energy varies by a relatively larger amount among the three functionals with its magnitude being the smallest for the SCAN functional.

Next we employ Eq. (4) to obtain W_{xc}^{α} curves for the functionals being studied and compare them with the exact curves⁵⁷. Since the exact part W_x^{α} of it is a constant

FIG. 1. Exact W_c^α for H^- , He and the Hookium as a function of α and its comparison with W_c^α for the B3LYP, PBE0 and SCAN functionals

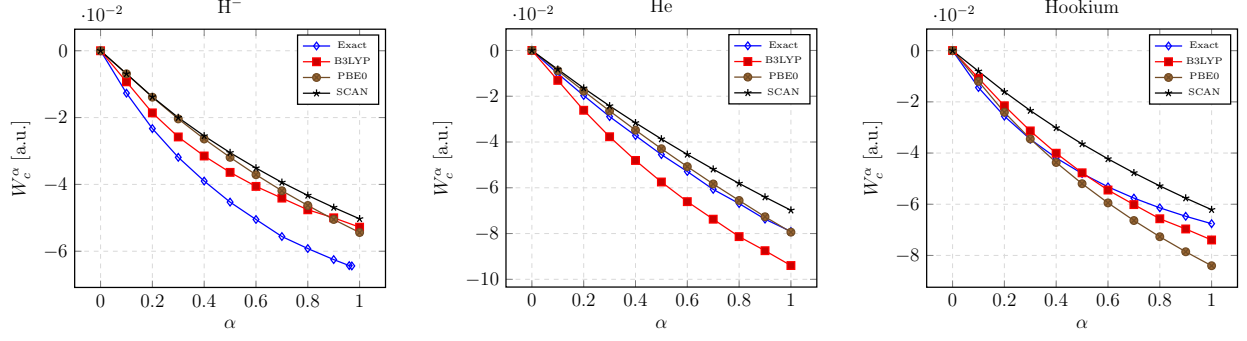


TABLE III. Exchange and correlation energies (in atomic units) for atoms calculated using their HF densities for the functionals B3LYP, PBE0 and SCAN.

Atom	Exchange Energy				Correlation Energy			
	Exact	B3LYP	PBE0	SCAN	Exact	B3LYP	PBE0	SCAN
Be	-2.6735 ⁴⁷	-2.6332	-2.6450	-2.6603	-0.0945 ⁴⁷	-0.1193	-0.0855	-0.0827
Ne	-12.1080 ¹⁰	-12.0435	-12.0770	-12.1650	-0.3910 ^{49,50}	-0.4524	-0.3513	-0.3448
Ar	-30.1880 ¹⁰	-29.9767	-30.0436	-30.2700	-0.7230 ^{49,50}	-0.8799	-0.7067	-0.6905
Kr	-93.8900 ¹⁰	-93.4538	-93.5397	-94.1067	-1.8500 ⁵⁰	-2.0402	-1.7672	-1.7560
Xe	-179.2000 ¹⁰	-178.3916	-178.4799	-179.3922	-3.0000 ⁵⁰	-3.2103	-2.9182	-2.8997
Mean absolute percentage error		0.7	0.5	0.3		16.2	5.8	7.4

TABLE IV. Exchange-correlation energies (in atomic units) for atoms. For H^- , He and the Hookium, the results for density functionals have been calculated using exact densities while for other systems, their HF densities has been used. It is clear that the SCAN functional provides best cancellation of errors between the exchange and correlation.

Atom	Exchange-correlation energy			
	Exact	B3LYP	PBE0	SCAN
H^-	-0.4229	-0.4255	-0.4194	-0.4221
He	-1.0667	-1.0705	-1.0579	-1.0678
Hookium	-0.5553	-0.5445	-0.5500	-0.5496
Be	-2.7680	-2.7525	-2.7305	-2.7430
Ne	-12.4990	-12.4959	-12.4283	-12.5098
Ar	-30.9110	-30.8566	-30.7503	-30.9605
Kr	-95.7400	-95.4940	-95.3069	-95.8627
Xe	-182.2000	-181.6019	-181.3981	-182.2919
Mean absolute percentage error		0.9	1.2	0.5

TABLE V. The difference T_c between the exact and Kohn-Sham kinetic energies (in atomic units) calculated using the Hartree-Fock densities.

Atom	T_c			
	Exact	B3LYP	PBE0	SCAN
Be	0.0725 ⁴⁷	0.0757	0.0717	0.0666
Ne	0.3154 ⁴⁷	0.3269	0.3073	0.2941
Ar	—	0.6517	0.6155	0.5941
Kr	—	1.5943	1.5640	1.5243
Xe	—	2.5678	2.5989	2.5453

FIG. 2. W_c^α for Be, Ne and Ar as a function of α obtained using Hartree-Fock densities in the B3LYP, PBE0 and SCAN functionals.

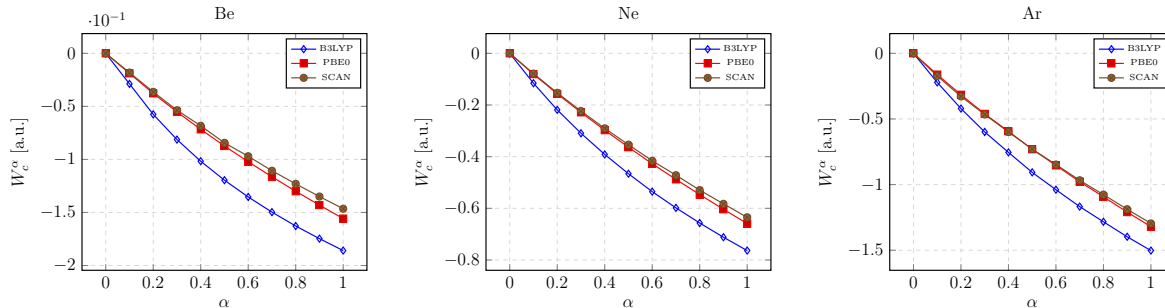


TABLE VI. Exchange and correlation energies per electron (in atomic units) of neutral jellium spheres using the Hartree-Fock density in the functionals B3LYP, PBE0 and SCAN. Exact values of exchange and correlation energies per electron are also given. The bulk value for exchange energy per electron is $-0.1145[\text{a.u.}]$ and that for correlation is $-0.0318^{51,52}$.

N	Exchange Energy				Correlation Energy			
	Exact	B3LYP	PBE0	SCAN	Exact ⁵³	B3LYP	PBE0	SCAN
2	-0.1093	-0.1059	-0.1059	-0.1087	-0.0143	-0.0150	-0.0180	-0.0136
8	-0.1078	-0.1063	-0.1063	-0.1086	-0.0207	-0.0164	-0.0231	-0.0198
18	-0.1093	-0.1085	-0.1085	-0.1098	-0.0236	-0.0171	-0.0251	-0.0228
20	-0.1077	-0.1071	-0.1071	-0.1083	-0.0241	-0.0171	-0.0254	-0.0235
34	-0.1103	-0.1097	-0.1097	-0.1106	-0.0250	-0.0175	-0.0265	-0.0246
40	-0.1079	-0.1077	-0.1077	-0.1081	-0.0259	-0.0175	-0.0268	-0.0257
58	-0.1107	-0.1102	-0.1102	-0.1110	-0.0261	-0.0178	-0.0274	-0.0259
Mean absolute percentage error		1.0	1.0	0.4		25.2	9.1	2.6

equal to the exchange energy, we display only W_c^α in Fig. 1 where we have plotted W_c^α against α for the H^- , He and the Hookium atom. From the figure, it is evident that for all the systems the curves are close to each other.

We now calculate T_c for these systems and compare the values obtained from different functionals with the exact results. The values of T_c for density functionals are obtained by using Eq. (8). These are displayed in Table II. It is evident from Table II that T_c can vary quite a bit from functional to functional. Although we have also given the percentage errors for each functional, these are not very meaningful because the exact numbers are quite small. We note that T_c given by the PBE0 functional is closest to the exact values for H^- and He while SCAN functional is nearly exact for the Hookium atom.

Having studied the functionals for small systems where the exact W_{xc}^α curve could be obtained easily, we now extend our study to larger systems using their Hartree-Fock or Hartree-Fock like densities. In this study, we are not able to calculate the exact W_c^α so the study is limited to a comparison of W_c^α curves for different functionals. This itself is significant because it brings out the differences between the three functionals.

B. Results for Hartree-Fock densities

In this section we calculate W_c^α curves and T_c for systems with two or more electrons using their Hartree-Fock (HF) densities. We first present results for two-electron systems and show that these are similar to those obtained in the previous section from near-exact-wavefunctions. This gives us confidence to use HF densities for other systems too and to draw conclusions on the basis of that. In the following we presents results for atoms and jellium clusters. The former have external potential proportional to $-\frac{1}{r}$ all over the space while the latter have external potential similar to the Hookium atom in their inner region and $-\frac{1}{r}$ in the outer region.

1. Atoms

In Table I, we have also displayed the exchange and correlation energies of H^- , He and the Hookium atom as obtained from their Hartree-Fock densities. It is observed that all the values obtained from the HF densities are nearly the same as those from the correlated wavefunctions. The same trend is observed for the values of T_c obtained from the HF densities which are displayed in Table II with the exception of H^- . We can therefore

TABLE VII. Exchange-correlation energies (in atomic units) per electron for neutral jellium spheres using their Hartree-Fock densities in the B3LYP, PBE0 and SCAN functionals in comparison to the exact values. The Bulk value for the exchange-correlation energy per electron is -0.1463 [a.u.].

N	Exchange-correlation energy			
	Exact	B3LYP	PBE0	SCAN
2	-0.1236	-0.1209	-0.1239	-0.1223
8	-0.1285	-0.1227	-0.1294	-0.1284
18	-0.1329	-0.1256	-0.1336	-0.1326
20	-0.1318	-0.1242	-0.1325	-0.1318
34	-0.1353	-0.1272	-0.1362	-0.1352
40	-0.1338	-0.1252	-0.1345	-0.1338
58	-0.1368	-0.1280	-0.1376	-0.1369
Mean absolute percentage error		5.3	0.5	0.2

FIG. 3. W_c^α for six different clusters as a function of α obtained using Hartree-Fock densities in the B3LYP, PBE0, and SCAN functionals.

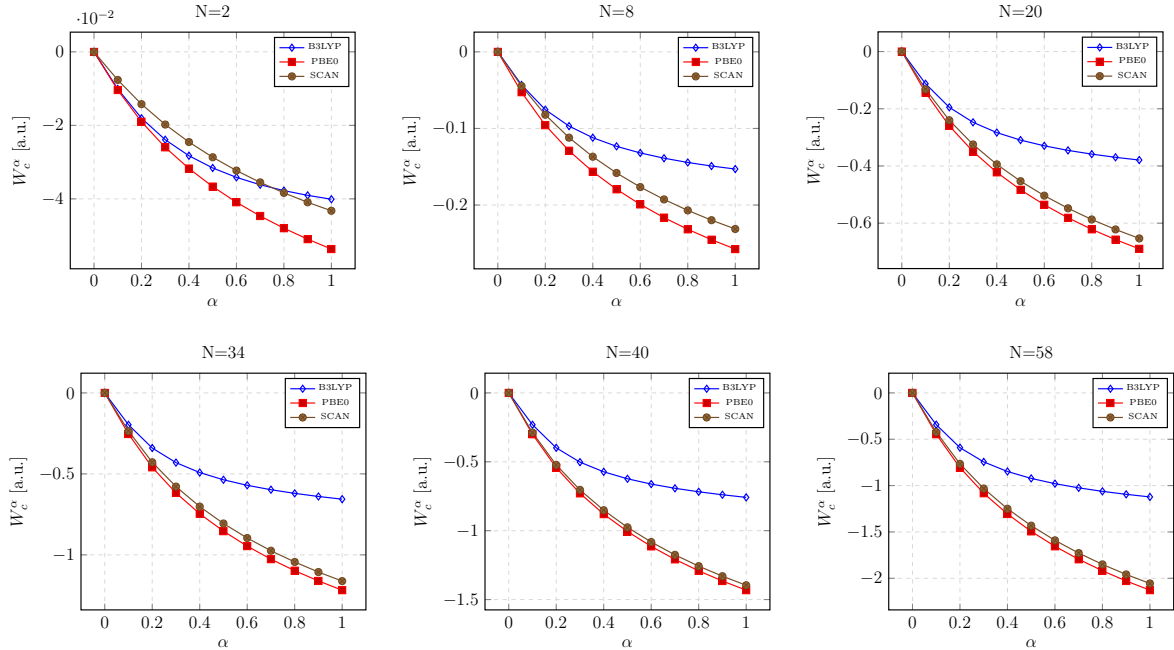


TABLE VIII. The difference T_c per electron between the exact and Kohn-Sham kinetic energies (atomic units) calculated using the Hartree-Fock densities. By the virial relation⁵⁴ $t_c = 0.0082$ au for the bulk.

N	T_c		
	B3LYP	PBE0	SCAN
2	0.0063	0.0102	0.0085
8	0.0057	0.0120	0.0110
18	0.0056	0.0127	0.0122
20	0.0055	0.0127	0.0122
34	0.0056	0.0132	0.0128
40	0.0054	0.0132	0.0129
58	0.0055	0.0135	0.0132

use HF densities for other neutral atoms studied in this paper and draw conclusion on the basis of that.

Shown in Table III are the exchange and correlation energies for some spherical atoms obtained from their Hartree-Fock densities reproducing the results obtained earlier²⁸. In our calculations we have used densities that are given by self-consistent numerical calculation⁵⁹. The energies thus obtained are compared with their exact values. The trends observed in the values of exchange and correlation energies are similar to those in Table I. The exchange energies given by the three functionals are nearly the same while there is a large variation in correlation energies. While the B3LYP functional overestimates the magnitude of correlation energies, the PBE0 and SCAN functionals underestimate it and give values that are close to each other.

In Table V, we display the kinetic energy difference T_c between the exact and Kohn-Sham kinetic energies of the atoms studied in this section. It is observed that for all the atoms T_c calculated for the three functionals differ. The B3LYP functional gives the largest value of T_c and SCAN gives the smallest value.

Next we display in Fig. 2 the W_c^α versus α curves for Be, Ne and Ar. The curves have been obtained using the Hartree-Fock density for these atoms. We see that the PBE0 and the SCAN curves are close to each other while the B3LYP curve is below both of these. This is consistent with the total value of correlation energy displayed in Table III.

We conclude this section by looking at the exchange-correlation energies of atoms. Combining the exchange and correlation results so far from the exact densities in Section A or from the Hartree-Fock densities in Section B, we calculate the exchange-correlation energy of the atoms studied so far and display them in Table IV. This is done to demonstrate the cancellation of errors between the exchange and correlation energies calculated using density functionals. It is evident that the SCAN functional give the best such cancellation of errors.

2. Jellium spheres

Having analyzed the functionals for atomic systems, where the external potential is proportional to $-\frac{1}{r}$, we now extend our study to neutral jellium spheres. In these spheres N electrons are moving in the potential of a uniformly charged sphere of carrying positive charge N with its charge density given as $\frac{3}{4\pi r_s^3}$. The radius of the sphere is $N^{1/3}r_s$ and the external potential is given as³²

$$V(r) = \begin{cases} -\frac{3}{2} \frac{N^{\frac{2}{3}}}{r_s} + \frac{1}{2} \frac{r^2}{r_s^3}, & \text{if } r \leq N^{\frac{1}{3}}r_s \\ -\frac{N^{\frac{2}{3}}}{r}, & \text{otherwise} \end{cases}$$

The parameter r_s is known as the Wigner-Seitz radius⁶⁰ for the metal whose clusters are represented by the jellium spheres. We have taken $r_s = 4$ which is close to the value of r_s for sodium metal. Thus these systems resemble the Hookium atom studied in the previous section.

The density that we employ to calculate the exchange and correlation energies is obtained by solving the Kohn-Sham equation for these systems employing the Harbola-Sahni exchange potential^{61,62}. The resulting densities are known to be essentially the same as Hartree-Fock densities.

Shown in Table VI are the exchange and correlation energies per electron for the magic clusters with $N = 2, 8, 18, 20, 34, 40$ and 58 . These are spheres with full occupancy of orbitals and represents magic clusters³¹. It is evident from the Table that the exchange energies per electron given by the three functionals are almost the same and close to the exact ones. On the other hand the correlation energies per electron vary quite significantly

among the three functionals with the SCAN energy lying between that given by the B3LYP and the PBE0 functionals. The difference in the correlation energies arising from the three functionals is similar to that for atoms but is more accentuated in the clusters. These energies are compared with the exact correlation energies for these systems calculated⁵³ using Monte-Carlo methods. We observe that the SCAN functional gives results closest to the exact values of energy per electron. As the sphere size grows, the PBE0 and SCAN values become close. The energy results farthest from the exact values are those for the B3LYP functional. This is expected since LYP functional is based on Colle-Salvetti⁶³ ansatz that does not satisfy certain exact conditions^{64,65} and therefore does not give⁶⁵ correlation energy per electron correctly in the limit of homogeneous electron gas.

To show cancellation of errors, as done for atoms in Table IV, we show in Table VII the sum of exchange and correlation energies per electron for jellium spheres. Again we find that the SCAN functional gives best error cancellation between exchange and correlation energies of these systems.

Next in Table VIII, we show T_c as calculated from Eq. 3 for these clusters. Again trends are similar to those for the atoms but on a larger scale. However, PBE0 and SCAN functionals give results that are close to each other. We note that T_c per electron for the bulk is 0.0082 a.u. (This value is obtained by using the virial relation⁵⁴) and all three functionals differ from it significantly.

In Fig. 3 we show the W_c^α curves with respect to α for densities of spheres with $N=2, 8, 20, 34, 40$ and 58 . It is seen that the curves for the PBE0 and SCAN functionals are very close and differ significantly from the B3LYP curve. For the $N=2$ sphere, the curves show a trend similar to that for the Hookium atom.

IV. SUMMARY

In this paper, we have calculated the exchange and correlation energies for spherical systems with different forms of the external potential by employing the B3LYP, PBE0 and SCAN functionals and compared the results. To get further insight into the functionals, we have also plotted the W_c^α curves as a function of α for the three functionals and extracted from it T_c – the difference between the exact and Kohn-Sham kinetic energy – for these functionals. Our study indicates that these functionals are accurate and give similar results for the exchange energies but can differ significantly in their values for the correlation energies and T_c . The differences are large for jellium spheres where the electron density is more spread out. We believe that our study nicely brings out the difference among the three functionals and will aid in analysis and development of newer functionals.

ACKNOWLEDGEMENT

Communication and exchange of data with Prof. J. P. Perdew is gratefully acknowledged. Discussions with Ashish Kumar are also acknowledged. We also thank one of the anonymous referee for bringing to our attention reference that gives the exact correlation energies for jellium spheres⁵³.

APPENDIX

In this appendix we give details of how Eq. (4) of the text is obtained using scaling relations. The derivation is essentially a detailed reproduction of the scaling arguments of Levy and Perdew³⁹.

The exchange-correlation energy for αV_{ee} interaction is calculated through the Hellman-Feynman theorem as

$$E_{xc}^\alpha[\rho] = \int_0^\alpha W_{xc}^\beta d\beta \quad (9)$$

with $W_{xc}^\alpha = \langle \Psi^\alpha | V_{ee} | \Psi^\alpha \rangle - \frac{1}{2} \iint \frac{\rho(\vec{r})\rho(\vec{r}')}{|\vec{r}-\vec{r}'|} d\vec{r}d\vec{r}'$, where Ψ^α is the solution of the Schrödinger equation

$$[\hat{T} + \alpha V_{ee} + V_{ext}^\alpha] \Psi^\alpha(\vec{r}) = E^\alpha \Psi^\alpha(\vec{r}) \quad (10)$$

and gives the density $\rho(\vec{r})$. Notice that V_{ext}^α depends on α such that the density given by Ψ^α remains the same irrespective of the value of α . Now take $\vec{r} = \lambda \vec{z}$ to write Eq. (10) as

$$\left[\frac{\hat{T}(\vec{z})}{\lambda^2} + \frac{\alpha}{\lambda} V_{ee}(\vec{z}) + V_{ext}^\alpha(\lambda \vec{z}) \right] \Psi^\alpha(\lambda \vec{z}) = E^\alpha \Psi^\alpha(\lambda \vec{z})$$

or

$$\left[\hat{T}(\vec{z}) + \lambda \alpha V_{ee}(\vec{z}) + \lambda^2 V_{ext}^\alpha(\lambda \vec{z}) \right] \Psi^\alpha(\lambda \vec{z}) = \lambda^2 E^\alpha \Psi^\alpha(\lambda \vec{z}). \quad (11)$$

Taking $\lambda = \frac{1}{\alpha}$, gives

$$\left[\hat{T}(\vec{z}) + V_{ee}(\vec{z}) + \frac{1}{\alpha^2} V_{ext}^\alpha\left(\frac{\vec{z}}{\alpha}\right) \right] \Psi^\alpha\left(\frac{\vec{z}}{\alpha}\right) = \frac{1}{\alpha^2} E^\alpha \Psi^\alpha\left(\frac{\vec{z}}{\alpha}\right). \quad (12)$$

Properly normalized $\Psi^\alpha(\frac{\vec{z}}{\alpha})$ is given as $(\frac{1}{\alpha})^{\frac{3N}{2}} \Psi^\alpha(\frac{\vec{z}}{\alpha})$. Thus it leads to the density $(\frac{1}{\alpha})^3 \rho(\frac{\vec{z}}{\alpha})$ which will be denoted as $\rho_\alpha(\vec{z})$. Evidently, $(\frac{1}{\alpha})^{\frac{3N}{2}} \Psi^\alpha(\frac{\vec{z}}{\alpha})$ is that wavefunction that gives the density ρ_α and minimizes $\langle \hat{T} + V_{ee} \rangle$. This then gives the exchange-correlation energy for the corresponding density $\rho_\alpha(\vec{r}) = \frac{1}{\alpha^3} \rho(\frac{\vec{r}}{\alpha})$ as

$$\begin{aligned} E_{xc}[\rho_\alpha] &= \frac{1}{\alpha^{3N}} \langle \Psi^\alpha\left(\frac{\vec{r}}{\alpha}\right) | \hat{T} + V_{ee} | \Psi^\alpha\left(\frac{\vec{r}}{\alpha}\right) \rangle \\ &\quad - \frac{1}{2} \iint \frac{\rho_\alpha(\vec{r})\rho_\alpha(\vec{r}')}{|\vec{r}-\vec{r}'|} d\vec{r}d\vec{r}' \\ &\quad - \frac{1}{\alpha^{3N}} \langle \Psi^0\left(\frac{\vec{r}}{\alpha}\right) | \hat{T} | \Psi^0\left(\frac{\vec{r}}{\alpha}\right) \rangle \end{aligned} \quad (13)$$

where $\Psi^0(\vec{r})$ is the Kohn-Sham wavefunction (a Slater determinant) i.e. the solution of Eq. (10) with $\alpha = 0$. Keep in mind that in calculating the expectation values in Eq. (13), the integrations are performed over \vec{r} and \vec{r}' variables. Changing variables to $\vec{z} = \frac{\vec{r}}{\alpha}$, we get

$$\begin{aligned} E_{xc}[\rho_\alpha] &= \langle \Psi^\alpha(\vec{z}) | \frac{\hat{T}(\vec{z})}{\alpha^2} + \frac{V_{ee}(\vec{z})}{\alpha} | \Psi^\alpha(\vec{z}) \rangle \\ &\quad - \frac{1}{2} \frac{1}{\alpha} \iint \frac{\rho(\vec{z})\rho(\vec{z}')}{|\vec{z}-\vec{z}'|} d\vec{z}d\vec{z}' \\ &\quad - \frac{1}{\alpha^2} \langle \Psi^0(\vec{z}) | T(\vec{z}) | \Psi^0(\vec{z}) \rangle \end{aligned} \quad (14)$$

or

$$\begin{aligned} \alpha^2 E_{xc}[\rho_\alpha] &= \langle \Psi^\alpha | \hat{T} + \alpha V_{ee} | \Psi^\alpha \rangle \\ &\quad - \alpha E_H[\rho] - T_s[\rho] \end{aligned} \quad (15)$$

From the definition of exchange-correlation energy, the right hand side of Eq. (15) is the exchange-correlation energy $E_{xc}^\alpha[\rho]$ for the system described by the Hamiltonian of Eq. (2). Furthermore, from Eq. (9) we get $\frac{d}{d\alpha}(E_{xc}^\alpha[\rho]) = W_{xc}^\alpha$, so $W_{xc}^\alpha = \frac{d}{d\alpha}(\alpha^2 E_{xc}^\alpha[\rho_\alpha])$ using Eq. (15).

- ¹P. Hohenberg and W. Kohn, *Phys. Rev.* **136**, B864 (1964).
- ²R. G. Parr and W. Yang, *Density-Functional Theory of Atoms and Molecules* (Oxford Science Publications, 1995).
- ³B. Y. Tong and L. J. Sham, *Phys. Rev.* **144**, 1 (1966).
- ⁴W. Kohn and L. J. Sham, *Phys. Rev.* **140**, A1133 (1965).
- ⁵O. Gunnarsson and B. I. Lundqvist, *Phys. Rev. B* **13**, 4274 (1976).
- ⁶F. Herman, J. P. Van Dyke, and I. B. Ortenburger, *Phys. Rev. Lett.* **22**, 807 (1969).
- ⁷L. J. Sham, "Approximations of the exchange and correlation potentials," in *Computational Methods in Band Theory: Proceedings of a Conference held at the IBM Thomas J. Watson Research Center, Yorktown Heights, New York, May 14-15, 1970, under the joint sponsorship of IBM and the American Physical Society*, edited by P. M. Marcus, J. F. Janak, and A. R. Williams (Springer US, Boston, MA, 1971) pp. 458-468.
- ⁸E. K. U. Gross and R. M. Dreizler, *Z. Phys. A: At. Nucl.* **302**, 103 (1981).
- ⁹J. P. Perdew, *Phys. Rev. Lett.* **55**, 1665 (1985).
- ¹⁰A. D. Becke, *Phys. Rev. A* **38**, 3098 (1988).
- ¹¹E. Wigner and F. Seitz, *Phys. Rev.* **43**, 804 (1933).
- ¹²E. Wigner and F. Seitz, *Phys. Rev.* **46**, 509 (1934).
- ¹³E. Wigner, *Phys. Rev.* **46**, 1002 (1934).
- ¹⁴M. Gell-Mann and K. A. Brueckner, *Phys. Rev.* **106**, 364 (1957).
- ¹⁵S.-K. Ma and K. A. Brueckner, *Phys. Rev.* **165**, 18 (1968).
- ¹⁶D. M. Ceperley and B. J. Alder, *Phys. Rev. Lett.* **45**, 566 (1980).
- ¹⁷D. C. Langreth and M. J. Mehl, *Phys. Rev. B* **28**, 1809 (1983).
- ¹⁸D. C. Langreth and J. P. Perdew, *Phys. Rev. B* **21**, 5469 (1980).
- ¹⁹J. P. Perdew and W. Yue, *Phys. Rev. B* **33**, 8800 (1986).
- ²⁰J. P. Perdew, K. Burke, and M. Ernzerhof, *Phys. Rev. Lett.* **77**, 3865 (1996).
- ²¹P. S. Svendsen and U. von Barth, *Int. J. Quantum Chem.* **56**, 351 (1995).
- ²²P. S. Svendsen and U. von Barth, *Phys. Rev. B* **54**, 17402 (1996).
- ²³A. D. Becke, *J. Chem. Phys.* **98**, 1372 (1993).
- ²⁴A. D. Becke, *J. Chem. Phys.* **98**, 5648 (1993).
- ²⁵C. Lee, W. Yang, and R. G. Parr, *Phys. Rev. B* **37**, 785 (1988).
- ²⁶J. P. Perdew, M. Ernzerhof, and K. Burke, *J. Chem. Phys.* **105**, 9982 (1996).
- ²⁷C. Adamo and V. Barone, *J. Chem. Phys.* **110**, 6158 (1999).
- ²⁸J. Sun, A. Ruzsinszky, and J. P. Perdew, *Phys. Rev. Lett.* **115**, 036402 (2015).

- ²⁹M. G. Medvedev, I. S. Bushmarinov, J. Sun, J. P. Perdew, and K. A. Lyssenko, *Science* **355**, 49 (2017).
- ³⁰R. Peverati and D. G. Truhlar, *Phil. Trans. R. Soc. A* **372**, 20120476 (2014).
- ³¹W. D. Knight, K. Clemenger, W. A. de Heer, W. A. Saunders, M. Y. Chou, and M. L. Cohen, *Phys. Rev. Lett.* **52**, 2141 (1984).
- ³²M. Brack, *Rev. Mod. Phys.* **65**, 677 (1993).
- ³³W. A. de Heer, *Rev. Mod. Phys.* **65**, 611 (1993).
- ³⁴J. Harris and R. O. Jones, *J. Phys. F: Met. Phys.* **4**, 1170 (1974).
- ³⁵D. Langreth and J. Perdew, *Solid State Commun.* **17**, 1425 (1975).
- ³⁶O. Gunnarsson and B. I. Lundqvist, *Phys. Rev. B* **15**, 6006 (1977).
- ³⁷D. C. Langreth and J. P. Perdew, *Phys. Rev. B* **15**, 2884 (1977).
- ³⁸D. Frydel, W. M. Terilla, and K. Burke, *J. Chem. Phys.* **112**, 5292 (2000).
- ³⁹M. Levy and J. P. Perdew, *Phys. Rev. A* **32**, 2010 (1985).
- ⁴⁰C. J. Umrigar and X. Gonze, *Phys. Rev. A* **50**, 3827 (1994).
- ⁴¹A. M. Teale, S. Coriani, and T. Helgaker, *J. Chem. Phys.* **130**, 104111 (2009).
- ⁴²S. Kais, D. R. Hersbach, and N. C. Handy, *J. Chem. Phys.* **99**, 417 (1993).
- ⁴³M. Ernzerhof, *Chem. Phys. Lett.* **263**, 499 (1996).
- ⁴⁴F. Colonna and A. Savin, *J. Chem. Phys.* **110**, 2828 (1999).
- ⁴⁵A. J. Cohen, P. Mori-Sanchez, and W. Yang, *J. Chem. Phys.* **127**, 034101 (2007).
- ⁴⁶A. V. Arbuznikov and M. Kaupp, *J. Chem. Phys.* **128**, 214107 (2008).
- ⁴⁷A. M. Teale, S. Coriani, and T. Helgaker, *J. Chem. Phys.* **132**, 164115 (2010).
- ⁴⁸N. Q. Su and X. Xu, *J. Chem. Phys.* **140**, 18A512 (2014).
- ⁴⁹S. J. Chakravorty, S. R. Gwaltney, E. R. Davidson, F. A. Parpia, and C. F. Fischer, *Phys. Rev. A* **47**, 3649 (1993).
- ⁵⁰S. P. McCarthy and A. J. Thakkar, *J. Chem. Phys.* **134**, 044102 (2011).
- ⁵¹S. H. Vosko, L. Wilk, and M. Nusair, *Can. J. Phys.* **58**, 1200 (1980).
- ⁵²T. Chachiyo, *J. Chem. Phys.* **145**, 021101 (2016).
- ⁵³F. Sottile and P. Ballone, *Phys. Rev. B* **64**, 045105 (2001).
- ⁵⁴J. P. Perdew and Y. Wang, *Phys. Rev. B* **45**, 13244 (1992).
- ⁵⁵R. S. Chauhan and M. K. Harbola, *Chem. Phys. Lett.* **639**, 248 (2015).
- ⁵⁶M. Taut, *Phys. Rev. A* **48**, 3561 (1993).
- ⁵⁷R. S. Chauhan and M. K. Harbola, *Int. J. Quantum Chem.* **117**, 25344 (2017).
- ⁵⁸J. Sun, J. P. Perdew, Z. Yang, and H. Peng, *J. Chem. Phys.* **144**, 191101 (2016).
- ⁵⁹C. F. Fischer, *Comput. Phys. Commun.* **43**, 355 (1987).
- ⁶⁰N. Ashcroft and N. Mermin, *Solid State Physics* (Saunders College, Philadelphia, 1976).
- ⁶¹M. K. Harbola and V. Sahni, *Phys. Rev. Lett.* **62**, 489 (1989).
- ⁶²V. Sahni, *Quantal Density Functional Theory* (Springer-Verlag Berlin Heidelberg, 2016).
- ⁶³R. Colle and O. Salvetti, *Theor. Chim. Acta* **37**, 329 (1975).
- ⁶⁴R. Singh, L. Massa, and V. Sahni, *Phys. Rev. A* **60**, 4135 (1999).
- ⁶⁵J. Tao, P. Gori-Giorgi, J. P. Perdew, and R. McWeeny, *Phys. Rev. A* **63**, 032513 (2001).