

# Notes on rate equations in nonlinear continuum mechanics\*

Daniel Aubram<sup>†</sup>

September 29, 2017

**Abstract:** The paper gives an introduction to rate equations in nonlinear continuum mechanics which should obey specific transformation rules. Emphasis is placed on the geometrical nature of the operations involved in order to clarify the different concepts. The paper is particularly concerned with common classes of constitutive equations based on corotational stress rates and their proper implementation in time for solving initial boundary value problems. Hypoelastic simple shear is considered as an example application for the derived theory and algorithms.

## Contents

<b>1</b>	<b>Introduction</b>	<b>2</b>
<b>2</b>	<b>Continuum Mechanics</b>	<b>2</b>
2.1	Motion of a Body . . . . .	2
2.2	Deformation Gradient and Strain . . . . .	4
2.3	Stress and Balance of Momentum . . . . .	6
2.4	Constitutive Theory and Frame Invariance . . . . .	8
<b>3</b>	<b>Rates of Tensor Fields</b>	<b>10</b>
3.1	Fundamentals . . . . .	10
3.2	Corotational Rates . . . . .	12
<b>4</b>	<b>Rate Constitutive Equations</b>	<b>15</b>
4.1	Hypoelasticity . . . . .	16
4.2	Hypoelasto-Plasticity . . . . .	17
4.3	Hypoplasticity . . . . .	19
<b>5</b>	<b>Objective Time Integration</b>	<b>20</b>
5.1	Fundamentals and Geometrical Setup . . . . .	20
5.2	Algorithm of Hughes and Winget . . . . .	24
5.3	Algorithms Using a Corotated Configuration . . . . .	25
<b>6</b>	<b>Hypoelastic Simple Shear</b>	<b>28</b>
6.1	Analytical Solution . . . . .	28
6.2	Numerical Solution . . . . .	31
<b>7</b>	<b>Conclusions</b>	<b>32</b>
<b>A</b>	<b>Differential Geometry</b>	<b>33</b>
A.1	Manifolds . . . . .	33
A.2	Tensors and Tensor Fields . . . . .	34
A.3	Pushforward and Pullback . . . . .	37
A.4	Tensor Analysis . . . . .	38

\*This work is licensed under the Creative Commons Attribution 4.0 International License (CC BY 4.0). To view a copy of this license, visit <http://creativecommons.org/licenses/by/4.0/> or send a letter to Creative Commons, PO Box 1866, Mountain View, CA 94042, USA.

<sup>†</sup>Chair of Soil Mechanics and Geotechnical Engineering, Technische Universität Berlin (TU Berlin), Secr. TIB1-B7, Gustav-Meyer-Allee 25, D-13355 Berlin, Germany; E-mail: [daniel.aubram@tu-berlin.de](mailto:daniel.aubram@tu-berlin.de); URL: <http://goo.gl/PlqPqn>

# 1 Introduction

Many problems in physics and engineering science can be formalized as a set of balance equations for the quantity of interest subject to a number of initial and/or boundary conditions. Additional closure relations are often required which connect the primary unknowns with the dependent variables and render the set of equations mathematically well-posed. The most important closure relations in continuum mechanics [23, 48, 49, 70, 96, 95] are employed to determine the state of stress from the state of strain and are referred to as the constitutive equations. Rate constitutive equations describe the rate of change of stress as a function of the strain rate and a set of state variables.

The choice of a reference system to formulate the problem under consideration is a matter of convenience and, from a formal viewpoint, all reference systems are equivalent. There are in fact preferred systems in nonlinear continuum mechanics, particularly the one being fixed in space (Eulerian or spatial description), and the other using fixed coordinates assigned to the particles of the material body in a certain configuration in space (Lagrangian or material description) [48, 94]. Lagrangian coordinate lines are convected during the motion of the body, and referring to them leads to the convected description [49, 79]. The arbitrary Lagrangian-Eulerian (ALE) formulation is an attempt to generalize the material and spatial viewpoints and to combine their advantages [4, 5, 6, 7, 9, 10, 33, 97]. The equivalence of reference systems for all these descriptions requires that each term of the governing equations represents an honest tensor field which transforms according to the transformation between the reference systems —a property referred to as objectivity or, more generally, covariance [23, 49, 72].

As an example, consider a bar in simple tension which undergoes a rigid rotation. Then in a fixed spatial (i.e. Eulerian) reference system the stress field transforms objectively if its components transform with the matrix of that rigid rotation. In a Lagrangian reference system, on the other hand, the stress components remain unaffected by such rigid motion because it does not stretch material lines. For reasons of consistency it is required that, if the stress transforms objectively under rigid motions, the constitutive equation should transform accordingly. This claim is commonly referred to as material frame indifference [57, 61, 95] and has been the focus of much controversy during the last decades [12, 69, 87].

Further complexity is introduced if time derivatives are involved, as in rate constitutive equations, because both the regarded quantity and the reference system are generally time-dependent. This has led to the definition of countless rates of second-order tensors; see [30, 50, 51, 52, 64] for early discussions. Today the most prominent examples include the Zaremba-Jaumann rate [39, 104] and the Green-Naghdi rate [27]. However, all objective rates are particular manifestations of the Lie derivative [49, 69, 72].

This paper gives an introduction to basic notions of nonlinear continuum mechanics and rate constitutive equations. It is particularly concerned with constitutive equations based on corotational stress rates and their proper implementation in time for solving mechanical initial boundary value problems. Section 2 addresses kinematics, stress and balance of momentum as well as fundamentals of constitutive theory. Various rates of second-order tensor fields are reviewed in Section 3, and classes of constitutive equations that employ such rates are summarized in Section 4. In Section 5 we discuss procedures to integrate rate equations over a finite time interval. We also provide detailed derivations of two widely-used numerical integration algorithms that retain the property of objectivity on a discrete level. Applications of theory and algorithms are presented in Section 6 using the popular example of hypoelastic simple shear. The paper closes in Section 7 with some concluding remarks. Since we make extensive use of geometrical concepts and notions which have not yet become standard practice in continuum mechanics, they are briefly introduced in Appendix A.

## 2 Continuum Mechanics

### 2.1 Motion of a Body

The starting point of any study about objectivity and rate equations in continuum mechanics is the motion of a material body in the ambient space. As a general convention, we use upper case Latin for coordinates, vectors, and tensors of the reference configuration, and objects related to the Lagrangian formulation. Lower case Latin relates to the current configuration, the ambient space, or to the Eulerian formulation.

**Definition 2.1.** The *ambient space*,  $\mathcal{S}$ , is an  $m$ -dimensional Riemannian manifold with metric  $\mathbf{g}$ , and the *reference configuration of the material body* is the embedded submanifold  $\mathcal{B} \subset \mathcal{S}$  with metric  $\mathbf{G}$  induced by the spatial metric. We assume that both  $\mathcal{B}$  and  $\mathcal{S}$  have the same dimension. Point resp. locations in space are denoted by  $x \in \mathcal{S}$ , and  $X \in \mathcal{B}$  are the *places of the particles of the body in the reference configuration*. For reasons of notational brevity, we refer to  $\mathcal{B}$  as the *body* and to  $X$  as a *particle*. Particles carry the properties of the material under consideration.  $\diamond$

**Definition 2.2.** The *configuration* of  $\mathcal{B}$  in  $\mathcal{S}$  at time  $t \in [0, T] \subset \mathbb{R}$  is an embedding

$$\begin{aligned} \varphi_t : \mathcal{B} &\rightarrow \mathcal{S} \\ X &\mapsto x = \varphi_t(X), \end{aligned}$$

and the set  $\mathcal{C} \stackrel{\text{def}}{=} \{\varphi_t | \varphi_t : \mathcal{B} \rightarrow \mathcal{S}\}$  is called the *configuration space*. The *deformation* of the body is the diffeomorphism  $\mathcal{B} \rightarrow \varphi_t(\mathcal{B})$ . The *motion* of  $\mathcal{B}$  in  $\mathcal{S}$  is a family of configurations dependent on time  $t \in \mathcal{I} \subset \mathbb{R}$ , i.e. a curve  $c : \mathcal{I} \rightarrow \mathcal{C}$ ,  $t \mapsto c(t) = \varphi_t$ , and with  $\varphi_t(\cdot) \stackrel{\text{def}}{=} \varphi(\cdot, t)$  at fixed  $t$ . We assume that this curve is sufficiently smooth.  $\varphi_t(\mathcal{B})$  is referred to as the *current configuration* of the body at time  $t$ , and  $x = \varphi_t(X)$  is the *current location* of the particle  $X$ .  $\diamond$

**Definition 2.3.** The differentiable atlas of  $\mathcal{S}$  consists of charts  $(\mathcal{V}, \sigma)$ , where  $\mathcal{V}(x) \subset \mathcal{S}$  is a neighborhood of  $x \in \mathcal{S}$  and  $\sigma(x) = \{x^1, \dots, x^m\}_x \stackrel{\text{def}}{=} \{x^i\}_x \in \mathbb{R}^m$ . The holonomic basis of the tangent space at  $x$  is  $\{\frac{\partial}{\partial x^i}\}_x \in T_x \mathcal{S}$ ,  $\{\mathbf{d}x^i\}_x \in T_x^* \mathcal{S}$  is its dual in the cotangent space, and the metric coefficients on  $\mathcal{S}$  are

$$g_{ij}(x) \stackrel{\text{def}}{=} \left\langle \frac{\partial}{\partial x^i}, \frac{\partial}{\partial x^j} \right\rangle_x = \mathbf{g} \left( \frac{\partial}{\partial x^i}(x), \frac{\partial}{\partial x^j}(x) \right)$$

at every  $x \in \mathcal{V}$ , taken with respect to the local coordinates  $\{x^i\}_x$ . The torsion-free connection  $\nabla$  has coefficients denoted by  $\gamma_i^j{}^k$ .  $\diamond$

**Definition 2.4.** The charts of neighborhoods  $\mathcal{U}(X) \subset \mathcal{B}$  are denoted by  $(\mathcal{U}, \beta)$ , with local coordinate functions  $\beta(X) = \{X^I\}_X \in \mathbb{R}^m$ . Therefore,  $\{\frac{\partial}{\partial X^I}\}_X \in T_X \mathcal{B}$  is the holonomic basis  $X$ , and the dual basis is  $\{\mathbf{d}X^I\}_X \in T_X^* \mathcal{B}$ . The metric of the ambient space induces a metric on  $\mathcal{B}$ , with metric coefficients  $G_{IJ}(X) \stackrel{\text{def}}{=} \left\langle \frac{\partial}{\partial X^I}, \frac{\partial}{\partial X^J} \right\rangle_X$  at every  $X \in \mathcal{U} \subset \mathcal{B}$ .  $\diamond$

**Definition 2.5.** In accordance with Definition A.6, the *localization of the motion* his the map

$$\sigma \circ \varphi_t \circ \beta^{-1} \Big|_{\beta(\varphi_t^{-1}(\mathcal{V}) \cap \mathcal{U})},$$

with  $\varphi_t^{-1}(\mathcal{V}) \cap \mathcal{U}$  assumed non-empty, and  $\varphi_t^i(X^I) \stackrel{\text{def}}{=} (x^i \circ \varphi_t \circ \beta^{-1})(X^I)$  are the spatial coordinates associated with that localization.  $\diamond$

**Definition 2.6.** It is assumed that both  $\mathcal{B}$  and  $\mathcal{S}$  are oriented with the same orientation, and their volume densities be  $\mathbf{dV}$  and  $\mathbf{dv}$ , respectively. The relative volume change is given by Proposition A.13, that is,

$$\mathbf{dv} \circ \varphi = J \mathbf{dV},$$

where  $J(X, t)$  is the Jacobian of the motion  $\varphi$ .  $\diamond$

**Definition 2.7.** Let  $\varphi_t$  be a continuously differentiable, i.e.  $C^1$ -motion of  $\mathcal{B}$  in  $\mathcal{S}$ , then

$$\mathbf{V}_t(X) \stackrel{\text{def}}{=} \frac{\partial \varphi_t}{\partial t}(X) \stackrel{\text{def}}{=} \frac{\partial \varphi_t^i}{\partial t} \Big|_{\beta(X)} \frac{\partial}{\partial x^i} \stackrel{\text{def}}{=} V_t^i(X) \frac{\partial}{\partial x^i}(x)$$

is called the *Lagrangian* or *material velocity field* over  $\varphi_t$  at  $X$ , where  $x = \varphi_t(X)$ ,  $\mathbf{V}_t(X) \stackrel{\text{def}}{=} \mathbf{V}(X, t)$  for  $t$  being fixed, and,  $\mathbf{V}_t : \mathcal{B} \rightarrow T\mathcal{S}$ . Provided that  $\varphi_t$  is also regular, the *spatial* or *Eulerian velocity field* of  $\varphi_t$  is defined through

$$\mathbf{v}_t \stackrel{\text{def}}{=} \mathbf{V}_t \circ \varphi_t^{-1} : \varphi_t(\mathcal{B}) \rightarrow T\mathcal{S},$$

so that  $\mathbf{v}_t$  is the “instantaneous” velocity at  $x \in \varphi_t(\mathcal{B}) \subset \mathcal{S}$ , and  $\mathbf{V}(X, t) = \mathbf{v}(\varphi(X, t), t)$ . By abuse of language, both  $\mathbf{V}$  and  $\mathbf{v}$  are occasionally called the *material velocity* in order to distinguish it from other, non-material velocity fields.  $\diamond$

**Definition 2.8.** Depending on whether  $x = \varphi(X, t) \in \mathcal{S}$  or  $X \in \mathcal{B}$  serve as the independent variables describing a physical field, one refers to  $q_t : \varphi_t(\mathcal{B}) \rightarrow T_s^r(\mathcal{S})$  as the *Eulerian* or *spatial formulation* and to  $Q_t \stackrel{\text{def}}{=} (q_t \circ \varphi_t) : \mathcal{B} \rightarrow T_s^r(\mathcal{S})$  as the *Lagrangian* or *material formulation* of that field, respectively.  $\diamond$

**Proposition 2.1.** For a regular  $C^1$ -motion, the Lie derivative of an arbitrary, possibly time-dependent, spatial tensor field  $\mathbf{t}_t \in \mathfrak{T}_q^p(\mathcal{S})$  along the spatial velocity  $\mathbf{v}$  can be expressed by

$$\mathbf{L}_v \mathbf{t}_t = \varphi_t \uparrow \frac{d}{dt} (\varphi_t \downarrow \mathbf{t}_t).$$

PROOF. By Definition A.34,  $\mathbf{L}_v(\mathbf{t}_t) = \psi_{t,s} \uparrow \frac{d}{dt} (\psi_{t,s} \downarrow \mathbf{t}_t)$ , where  $\psi_{t,s}$ , with  $s, t \in [t_0, T] \subset \mathbb{R}$ , is the time-dependent flow generated by the spatial velocity on  $\mathcal{S}$  (Definition A.33). By Definition 2.7, the latter is obtained from

$$\psi_{t,s} = \varphi_t \circ \varphi_s^{-1} : \mathcal{S} \supset \varphi_s(\mathcal{B}) \rightarrow \varphi_t(\mathcal{B}) \subset \mathcal{S}.$$

The assertion follows by applying the chain rule for pushforward and pullback (Proposition A.5), and noting that  $(\varphi_s \downarrow)^{-1} = (\varphi_s^{-1}) \downarrow = \varphi_s \uparrow$ .  $\blacksquare$

**Proposition 2.2.**

$$\frac{\partial J}{\partial t} = J(\text{tr } \mathbf{d}) \circ \varphi.$$

PROOF.  $\varphi \downarrow \mathbf{d}\mathbf{v} = J \mathbf{d}\mathbf{V}$  by Definition 2.6 in conjunction with Proposition A.13, so  $J \mathbf{d}\mathbf{V}$  is a time-dependent volume form on  $\mathcal{B}$ . Hence, from Propositions A.14 and 2.1,

$$\mathbf{d}\mathbf{V} \frac{\partial J}{\partial t} = \frac{\partial}{\partial t} (J \mathbf{d}\mathbf{V}) = \varphi \downarrow \mathcal{L}_v \mathbf{d}\mathbf{v} = \varphi \downarrow ((\text{div } \mathbf{v}) \mathbf{d}\mathbf{v}) = ((\text{div } \mathbf{v}) \circ \varphi) J \mathbf{d}\mathbf{V},$$

that is,  $\frac{\partial J}{\partial t} = J(\text{div } \mathbf{v}) \circ \varphi$ . Since skew-symmetric tensors have zero trace,  $\text{div } \mathbf{v} = \text{tr } \mathbf{l} = \text{tr } \mathbf{d}$ .  $\blacksquare$

**Definition 2.9.** The *material time derivative* of an arbitrary time-dependent tensor field  $q_t \in \mathfrak{T}_s^r(\varphi(\mathcal{B}))$  is defined through

$$\dot{q}(x, t) \stackrel{\text{def}}{=} \left. \frac{\partial q}{\partial t} \right|_x (x, t) + (\mathbf{v} \cdot \nabla q)(x, t),$$

where  $\dot{q}_t \in \mathfrak{T}_s^r(\varphi(\mathcal{B}))$ ,  $x = \varphi(X, t)$ , and the term  $\frac{\partial}{\partial t} q$  is called the *local time derivative* of  $q$ .  $\diamond$

## 2.2 Deformation Gradient and Strain

**Definition 2.10.** The *deformation gradient* at  $X \in \mathcal{B}$  is the tangent map over  $\varphi$  at  $X \in \mathcal{B}$ , that is,  $\mathbf{F}(X) \stackrel{\text{def}}{=} T\varphi(X) : T_X \mathcal{B} \rightarrow T_{\varphi(X)} \mathcal{S}$  (cf. Definition A.25); the time-dependency has been dropped for notational brevity.  $\diamond$

**Remark 2.1.** The deformation gradient is a two-point tensor (cf. Definition A.10) and can locally be represented by

$$\mathbf{F}(X) = F_I^i(X) \frac{\partial}{\partial x^i} \otimes \mathbf{d}X^I,$$

in which  $F_I^i = \frac{\partial \varphi^i}{\partial X^I}$ , and  $\frac{\partial}{\partial x^i}$  attached to  $\varphi(X)$  is being understood. Note that globally,  $\mathbf{F} : \mathcal{B} \rightarrow \varphi^* T\mathcal{S} \otimes T^* \mathcal{B}$  is a two-point tensor field, where  $\varphi^* T\mathcal{S}$  denotes the induced bundle of  $T\mathcal{S}$  over  $\varphi$ .  $\triangle$

**Proposition 2.3.** Let  $\mathbf{t} \in \mathfrak{T}_2^0(\mathcal{S})$ ,  $\mathbf{s} \in \mathfrak{T}_0^2(\mathcal{S})$ ,  $\mathbf{T} \in \mathfrak{T}_2^0(\mathcal{B})$ , and  $\mathbf{S} \in \mathfrak{T}_0^2(\mathcal{B})$ , then (compositions with point mappings are suppressed)

$$\begin{aligned} \varphi \downarrow \mathbf{t} &= \mathbf{F}^T \cdot \mathbf{t} \cdot \mathbf{F} \in \mathfrak{T}_2^0(\mathcal{B}), & \varphi \downarrow \mathbf{s} &= \mathbf{F}^{-1} \cdot \mathbf{s} \cdot \mathbf{F}^{-T} \in \mathfrak{T}_0^2(\mathcal{B}), \\ \varphi \uparrow \mathbf{T} &= \mathbf{F}^{-T} \cdot \mathbf{T} \cdot \mathbf{F}^{-1} \in \mathfrak{T}_2^0(\mathcal{S}), & \varphi \uparrow \mathbf{S} &= \mathbf{F} \cdot \mathbf{S} \cdot \mathbf{F}^T \in \mathfrak{T}_0^2(\mathcal{S}). \end{aligned}$$

PROOF. By Definitions 2.10, A.27, and A.28.  $\blacksquare$

**Remark 2.2.** The pullback and pushforward operators involve the tangent map  $T\varphi = \mathbf{F}$ , and not  $\varphi$  itself. This circumstance would justify the replacement of  $\varphi \downarrow$  by the symbol  $\mathbf{F} \downarrow$ , referred to as the  *$\mathbf{F}$ -pullback*, and  $\varphi \uparrow$  by  $\mathbf{F} \uparrow$ , called the  *$\mathbf{F}$ -pushforward*.  $\triangle$

**Definition 2.11.** The *right Cauchy-Green tensor* or *deformation tensor* is the tensor field defined through  $\mathbf{C} \stackrel{\text{def}}{=} (\mathbf{F}^T \circ \varphi) \cdot \mathbf{F} \in \mathfrak{T}_1^1(\mathcal{B})$ .  $\diamond$

**Definition 2.12.** The *Green-Lagrange strain* or *material strain* is defined by  $\mathbf{E} \stackrel{\text{def}}{=} \frac{1}{2}(\mathbf{C} - \mathbf{I})$ , in which  $\mathbf{I}$  is the second-order identity tensor on  $\mathcal{B}$ , with components  $\delta^I_J$ .  $\diamond$

**Remark 2.3.** Note that both  $\mathbf{C}$  and  $\mathbf{E}$  are proper strain measures on the material body  $\mathcal{B}$ , and that  $\mathbf{E}^b = \frac{1}{2}(\mathbf{C}^b - \mathbf{G})$ , where  $\mathbf{G} = G_{IJ} \mathbf{d}X^I \otimes \mathbf{d}X^J$  is the metric on  $\mathcal{B}$ .  $\triangle$

**Definition 2.13.** The *left Cauchy-Green tensor* is a spatial or Eulerian strain measure defined through  $\mathbf{b} \stackrel{\text{def}}{=} (\mathbf{F} \circ \varphi^{-1}) \cdot \mathbf{F}^T \in \mathfrak{T}_1^1(\mathcal{S})$ . In a local chart of  $\mathcal{S}$ ,

$$\mathbf{b} = G^{IJ} g_{jk} F^i_I F^k_J \frac{\partial}{\partial x^i} \otimes \mathbf{d}x^j.$$

The base points have been suppressed. The components of  $\mathbf{F}^T$  are given by Proposition A.4  $\diamond$

**Definition 2.14.** The *Euler-Almansi strain* or *spatial strain* is defined by  $\mathbf{e}_{\text{EA}} \stackrel{\text{def}}{=} \frac{1}{2}(\mathbf{i} - \mathbf{c})$ , in which  $\mathbf{c} \stackrel{\text{def}}{=} \mathbf{b}^{-1}$  is called the *Finger tensor*, and  $\mathbf{i}$  is the second-order identity tensor on  $\mathcal{S}$  with components  $\delta^i_j$ .  $\diamond$

**Proposition 2.4.** Let  $\mathbf{g} \in \mathfrak{T}_2^0(\mathcal{S})$  be the spatial metric, and  $\varphi$  a regular configuration, then (i)  $\mathbf{C}^b = \varphi \downarrow \mathbf{g}$ , (ii)  $\varphi \uparrow \mathbf{G} = \mathbf{c}^b$ , and (iii)  $\varphi \uparrow \mathbf{E}^b = \mathbf{e}_{\text{EA}}^b$ .

PROOF. The proofs of (i) and (ii) can be done in local coordinates with the aid of the formulas presented in this section; cf. [3] for details. From this, (iii) becomes

$$\varphi \uparrow \mathbf{E}^b = \frac{1}{2}(\varphi \uparrow \mathbf{C}^b - \varphi \uparrow \mathbf{G}) = \frac{1}{2}(\mathbf{g} - \mathbf{c}^b) = \mathbf{e}_{\text{EA}}^b. \quad \blacksquare$$

**Remark 2.4.** It should be emphasized that associated tensors are different objects. For brevity, however, the same name is used for all of them; e.g. all  $\mathbf{C}$ ,  $\mathbf{C}^b$ , and  $\mathbf{C}^\sharp$  denote the right Cauchy-Green tensor. Note that  $\mathbf{C}^b$  plays a role of a material metric induced by the spatial metric  $\mathbf{g}$  through the configuration  $\varphi$ .  $\triangle$

**Definition 2.15.** If  $\varphi : \mathcal{B} \rightarrow \mathcal{S}$  is a regular configuration, then the deformation gradient has a unique *right polar decomposition*  $\mathbf{F} = \mathbf{R} \cdot \mathbf{U}$ , and a unique *left polar decomposition*  $\mathbf{F} = \mathbf{V} \cdot \mathbf{R}$ . The two-point tensor  $\mathbf{R}(X) : T_X \mathcal{B} \rightarrow T_x \mathcal{S}$ , where  $x = \varphi(X)$ , includes the rotatory part of the deformation and is proper orthogonal, that is,  $\mathbf{R}^{-1} = \mathbf{R}^T$  resp.  $\det \mathbf{R} = +1$ . The *right stretch tensor*  $\mathbf{U}(X) : T_X \mathcal{B} \rightarrow T_X \mathcal{B}$  and the *left stretch tensor*  $\mathbf{V}(x) : T_x \mathcal{S} \rightarrow T_x \mathcal{S}$  are symmetric and positive definite for every  $X \in \mathcal{B}$  and  $x \in \mathcal{S}$ , respectively.  $\diamond$

**Remark 2.5.** It will be usually clear from the context whether  $\mathbf{V}$  denotes the left stretch tensor or the material velocity, respectively, whether  $\mathbf{U}$  denotes the right stretch tensor or the material displacement.  $\triangle$

**Proposition 2.5.** Both  $\mathbf{R}$ -pushforward and  $\mathbf{R}$ -pullback commute with index raising and index lowering, e.g.  $\mathbf{R} \uparrow (\mathbf{T}^b) = (\mathbf{R} \uparrow \mathbf{T})^b$ .

PROOF. By Proposition 2.3 and noting that  $\mathbf{R}$  is orthogonal, i.e.  $\mathbf{R}^{-1} = \mathbf{R}^T$ .  $\blacksquare$

**Definition 2.16.** The *Lagrangian* or *material logarithmic strain* is defined through the spectral decomposition

$$\boldsymbol{\varepsilon} \stackrel{\text{def}}{=} \ln \mathbf{U} = \sum_{\alpha=1}^m (\ln \lambda_\alpha) \boldsymbol{\Psi}_{(\alpha)} \otimes \boldsymbol{\Psi}_{(\alpha)} \in \mathfrak{T}_1^1(\mathcal{B}),$$

where  $\lambda_\alpha$  and  $\boldsymbol{\Psi}_{(\alpha)}$ , with  $\alpha \in \{1, \dots, m\}$ , are the eigenvalues and eigenvectors of the right stretch tensor, respectively. The eigenvalues play the role of *principal stretches*. The *Eulerian* or *spatial logarithmic strain* reads

$$\mathbf{e} \stackrel{\text{def}}{=} \ln \mathbf{V} = \sum_{\alpha=1}^m (\ln \lambda_\alpha) \boldsymbol{\psi}_{(\alpha)} \otimes \boldsymbol{\psi}_{(\alpha)} \in \mathfrak{T}_1^1(\varphi(\mathcal{B})),$$

where  $\boldsymbol{\psi}_\alpha = \mathbf{R} \cdot \boldsymbol{\Psi}_\alpha$  are the eigenvectors of  $\mathbf{V}$ . In the literature, the Eulerian logarithmic strain is often referred to as the *Hencky strain*.  $\diamond$

**Proposition 2.6.** (i)  $\mathbf{F} = \sum_{\alpha=1}^3 \lambda_\alpha \boldsymbol{\psi}_{(\alpha)} \otimes \boldsymbol{\Psi}_{(\alpha)}$ , (ii)  $\mathbf{R} = \sum_{\alpha=1}^3 \boldsymbol{\psi}_{(\alpha)} \otimes \boldsymbol{\Psi}_{(\alpha)}$ , and (iii)  $\boldsymbol{\varepsilon} = \mathbf{R}^T \cdot \mathbf{e} \cdot \mathbf{R} = \mathbf{R} \downarrow \mathbf{e}$ , where  $\mathbf{R} \downarrow$  is the  $\mathbf{R}$ -pullback (cf. Remark 2.2).

PROOF. (i) and (ii) follow directly from the previous definitions, and (iii) is a consequence of  $\mathbf{V} = \mathbf{R} \cdot \mathbf{U} \cdot \mathbf{R}^T$ . ■

**Definition 2.17.** Let  $\varphi_t : \mathcal{B} \rightarrow \mathcal{S}$  be a regular  $C^1$ -motion, then the *Lagrangian* or *material rate of deformation tensor*  $\mathbf{D}$  is defined by  $2\mathbf{D}(X, t) \stackrel{\text{def}}{=} \frac{\partial}{\partial t} \mathbf{C}(X, t) = 2 \frac{\partial}{\partial t} \mathbf{E}(X, t)$ . The *Eulerian* or *spatial rate of deformation tensor field*  $\mathbf{d}$  is defined by  $\mathbf{d}_t^b \stackrel{\text{def}}{=} \varphi_t \uparrow (\mathbf{D}_t^b)$ , where  $\mathbf{d}_t : \mathcal{S} \rightarrow T\mathcal{S} \otimes T^*\mathcal{S}$  is a spatial tensor field for fixed time  $t$ . ◇

**Proposition 2.7.**  $\mathbf{d}^b = L_v(e_{EA}^b) = \frac{1}{2} L_v \mathbf{g}$ .

PROOF. By Definition 2.17 together with Propositions 2.4 and 2.1. ■

**Proposition 2.8.**  $d_{ij} = \frac{1}{2}(\nabla_i v_j + \nabla_j v_i)$  resp.  $\mathbf{d}^b = \frac{1}{2}((\nabla \mathbf{v}^b)^T + \nabla \mathbf{v}^b)$ .

PROOF. By Proposition 2.7, Definition A.30, Propositions A.12 and A.7, and noting that the spatial metric is time-independent. ■

**Remark 2.6.** It should be emphasized that associated tensors are different objects. For brevity, however, the same name is used for all of them; e.g. all  $\mathbf{C}$ ,  $\mathbf{C}^b$ , and  $\mathbf{C}^\sharp$  denote the right Cauchy-Green tensor. △

**Definition 2.18.** The *spatial velocity gradient* is defined by

$$\mathbf{l} \stackrel{\text{def}}{=} (\nabla \mathbf{v})^T = \left( \left( \frac{\partial}{\partial t} \mathbf{F} \right) \cdot \mathbf{F}^{-1} \right) \circ \varphi^{-1} \stackrel{\text{def}}{=} \dot{\mathbf{F}} \cdot \mathbf{F}^{-1}.$$

Moreover,  $\mathbf{l} \stackrel{\text{def}}{=} \mathbf{d} + \boldsymbol{\omega}$ , where  $\mathbf{d} = \frac{1}{2}(\mathbf{l} + \mathbf{l}^T)$  is the spatial rate of deformation tensor (Definition 2.17) and

$$\boldsymbol{\omega} \stackrel{\text{def}}{=} \frac{1}{2}(\mathbf{l} - \mathbf{l}^T) = \frac{1}{2}((\nabla \mathbf{v})^T - \nabla \mathbf{v})$$

is called the *vorticity*, with  $\boldsymbol{\omega}_t : \mathcal{S} \rightarrow T\mathcal{S} \otimes T^*\mathcal{S}$  for fixed  $t$ . ◇

**Definition 2.19.** The *infinitesimal strain* is the linear approximation (linearization) to the Green-Lagrange strain about a stress-free and undeformed state in the direction of an infinitesimal displacement  $\mathbf{u}$ :

$$\boldsymbol{\varepsilon}_{\text{lin}} \stackrel{\text{def}}{=} \text{LIN}_{\mathbf{u}} \mathbf{E} = \frac{1}{2}((\nabla \mathbf{u})^T + \nabla \mathbf{u}) \quad \text{resp.} \quad (\boldsymbol{\varepsilon}_{\text{lin}})_{ij} = \frac{1}{2}(\nabla_i u_j + \nabla_j u_i). \quad \diamond$$

### 2.3 Stress and Balance of Momentum

We are particularly concerned with isothermal mechanical problems that are governed by conservation of mass and balance of linear and angular momentum. This section summarizes some basic relations for which detailed derivations are available in the standard textbooks; e.g. [36, 48, 49, 96]. Notations and definitions of the previous section are used throughout. In addition, let the material body be in its reference configuration at time  $t = 0$  such that

$$\varphi_0(\mathcal{B}) = \mathcal{B} \quad \text{and} \quad J(X, 0) = 1.$$

Moreover, we assume that subsets  $\mathcal{U} \subset \mathcal{B}$  of the material body and subsets  $\varphi_t(\mathcal{U}) \subset \varphi_t(\mathcal{B}) \subset \mathcal{S}$  embedded in the ambient space have at least piecewise  $C^1$ -continuous boundaries  $\partial \mathcal{U}$  and  $\partial(\varphi_t(\mathcal{U})) = \varphi_t(\partial \mathcal{U})$ , respectively. The outward normals to these boundaries are denoted by  $\mathbf{N}^* \in \Gamma(T^*\mathcal{B})$  and  $\mathbf{n}^* \in \Gamma(T^*\mathcal{S})$ , respectively.

**Definition 2.20.** A *Cauchy traction vector field* is a generally time-dependent vector field  $\mathbf{t}$  on the boundary  $\partial(\varphi_t(\mathcal{B}))$  representing the force per unit area acting on an oriented surface element with outward normal  $\mathbf{n}^*$ . If the ambient space is the linear Euclidian space, i.e.  $\mathcal{S} = \mathbb{R}^m$ , then  $\int_{\partial(\varphi_t(\mathcal{U}))} \mathbf{t} \, d\mathbf{a}$  represents the *total surface force* acting on the body. The Cauchy traction vector at time  $t$  and point  $x \in \partial(\varphi_t(\mathcal{B}))$  is written

$$\mathbf{t}(x, t, \mathbf{n}^*(x)) = \mathbf{t}_t(x, \mathbf{n}^*(x)) \in T_x \mathcal{S}. \quad \diamond$$

**Theorem 2.1 (Cauchy's Stress Theorem).** *Let the Cauchy traction vector field  $\mathbf{t}$  be a continuous function of its arguments, then there exists a unique time-dependent spatial  $\binom{2}{0}$ -tensor field  $\boldsymbol{\sigma}_t \in \mathfrak{T}_0^2(\mathcal{S})$  such that*

$$\mathbf{t} = \boldsymbol{\sigma} \cdot \mathbf{n}^*, \quad \text{resp.} \quad t^i(x, t, \mathbf{n}^*(x)) = \sigma^{ij}(x, t) n_j(x) \quad \text{in spatial coordinates } x^i,$$

that is,  $\mathbf{t}$  depends linearly on  $\mathbf{n}^*$ .

**Definition 2.21.** The tensor  $\boldsymbol{\sigma}(x, t) = \sigma^{ij}(x, t) \frac{\partial}{\partial x^i} \otimes \frac{\partial}{\partial x^j}$ , as well as its associates with components  $\sigma^i_j$ ,  $\sigma_i^j$  and  $\sigma_{ij}$ , respectively, are referred to as the *Cauchy stress*.  $\diamond$

**Definition 2.22.** Let  $\rho_t : \varphi_t(\mathcal{B}) \rightarrow \mathbb{R}$  be the *spatial mass density* of the body,  $\mathbf{b}_t \in \Gamma(T\mathcal{S})$  the *external force per unit mass*, and  $\boldsymbol{\sigma}_t \in \mathfrak{T}_0^2(\mathcal{S})$  the Cauchy stress, with  $\rho_t(x) = \rho(x, t)$ ,  $\mathbf{b}_t(x) = \mathbf{b}(x, t)$ , and  $\boldsymbol{\sigma}_t(x) = \boldsymbol{\sigma}(x, t)$  at fixed  $t$ . Moreover, let  $\rho$  satisfy *conservation of mass* such that  $\frac{d}{dt} \int_{\varphi_t(\mathcal{U})} \rho \, d\mathbf{v} = 0$ , then  $\rho$ ,  $\mathbf{b}$ , and  $\boldsymbol{\sigma}$  satisfy *spatial balance of linear momentum* if

$$\rho \dot{\mathbf{v}} = \rho \mathbf{b} + \operatorname{div} \boldsymbol{\sigma} ,$$

where  $\dot{\mathbf{v}}_t \in \Gamma(T\mathcal{S})$  is the *spatial acceleration field* and a superposed dot denotes the material time derivative (Definition 2.9).  $\diamond$

**Definition 2.23.** The *first Piola-Kirchhoff stress* is the tensor field  $\mathbf{P}_t : \mathcal{B} \rightarrow T\mathcal{S} \otimes T^*\mathcal{B}$  obtained by applying the Piola transformation (Definition A.38) to the second leg of the Cauchy stress, that is,

$$\mathbf{P}_t(X) \stackrel{\text{def}}{=} J_t(X) \left( (\boldsymbol{\sigma}_t \cdot \mathbf{F}_t^{-T}) \circ \varphi_t \right) (X)$$

for every  $X \in \mathcal{B}$ , and  $\boldsymbol{\sigma} = \boldsymbol{\sigma}^\sharp$  being understood.  $\diamond$

**Remark 2.7.** In Definition 2.23, the placement of parentheses and the composition with the point map are important: as  $\boldsymbol{\sigma}(x, t) \cdot \mathbf{F}^{-T}(x, t)$  has its values at  $(x, t)$ , one has to switch the point arguments. In material coordinates  $\{X^I\}$ , spatial coordinates  $\{x^i\}$ , and by omitting the point maps and arguments, one has  $P^{iI} = J \sigma^{ij} (\mathbf{F}^{-1})_j^I$ . Similar to the deformation gradient,  $\mathbf{P}_t(X)$  is a two-point tensor at every  $X \in \mathcal{B}$ , having the one “material” leg at  $X$ , and a “spatial” leg at  $x = \varphi(X, t) \in \mathcal{S}$ .  $\triangle$

**Proposition 2.9.** *Since  $\mathbf{t} = \boldsymbol{\sigma} \cdot \mathbf{n}^*$  is the force per unit of deformed area in the current configuration of the body,  $\mathbf{T} = \mathbf{P} \cdot \mathbf{N}^*$  resp.  $T^i = P^{iI} N^I$  is the same force measured per unit reference area (or undeformed area), and*

$$(\mathbf{t} \, d\mathbf{a}) \circ \varphi = \mathbf{T} \, d\mathbf{A}$$

PROOF. By Definition 2.23 and Proposition A.16.  $\blacksquare$

**Proposition 2.10.** *Let  $\rho_{\text{ref}}(X) \stackrel{\text{def}}{=} \rho(\varphi(X, 0), 0)$  be the reference mass density at time  $t = 0$ ,  $\mathbf{V}(X, t)$  be the material velocity, and  $\mathbf{B}(X, t) \stackrel{\text{def}}{=} \mathbf{b}(\varphi(X, t), t)$ , then spatial balance of linear momentum (Definition 2.22) has the equivalent Lagrangian resp. material form*

$$\rho_{\text{ref}} \frac{\partial \mathbf{V}}{\partial t} = \rho_{\text{ref}} \mathbf{B} + \operatorname{DIV} \mathbf{P} .$$

PROOF. Conservation of mass requires  $\rho(\varphi(X, t), t) J(X, t) = \rho_{\text{ref}}(X)$  for all  $X \in \mathcal{B}$  by Theorem A.1 and Proposition A.13. Moreover,  $\operatorname{DIV} \mathbf{P} = J(\operatorname{div} \boldsymbol{\sigma} \circ \varphi)$  by the Piola identity (Theorem A.3).  $\blacksquare$

**Definition 2.24.** The *second Piola-Kirchhoff stress*  $\mathbf{S}_t \in \mathfrak{T}_0^2(\mathcal{B})$ , with  $\mathbf{S}_t(X) = \mathbf{S}(X, t)$  holding  $t$  fixed, is the tensor field obtained by pullback of the first leg of  $\mathbf{P}$ , that is,

$$\mathbf{S}_t \stackrel{\text{def}}{=} \mathbf{F}_t^{-1} \cdot \mathbf{P}_t = J_t \mathbf{F}_t^{-1} \cdot \left( (\boldsymbol{\sigma}_t \cdot \mathbf{F}_t^{-T}) \circ \varphi_t \right) .$$

In components,  $S^{IJ} = J (\mathbf{F}^{-1})_i^I (\mathbf{F}^{-1})_j^J \sigma^{ij}$ .  $\diamond$

**Definition 2.25.** The *Kirchhoff stress* is defined through  $\boldsymbol{\tau} \stackrel{\text{def}}{=} (J \circ \varphi^{-1}) \boldsymbol{\sigma}$ .  $\diamond$

**Proposition 2.11.**  $\mathbf{S} = \varphi \Downarrow \boldsymbol{\tau}$ .

PROOF. By the previous definitions and Proposition 2.3.  $\blacksquare$

**Definition 2.26.** Let  $\mathbf{R}$  be the rotation two-point tensor obtained from polar decomposition of the deformation gradient (cf. Definition 2.15), then the *corotated Cauchy stress* is defined through  $\mathbf{R}$ -pullback (cf. Remark 2.2) of the Cauchy stress:

$$\boldsymbol{\mathfrak{S}} \stackrel{\text{def}}{=} \mathbf{R} \Downarrow \boldsymbol{\sigma} .$$
  $\diamond$

**Proposition 2.12.**  *$\mathbf{R}$ -pullback commutes with index raising and index lowering, yielding*

$$\mathfrak{S}^\sharp = \mathbf{R}^{-1} \cdot \left( (\boldsymbol{\sigma}^\sharp \cdot \mathbf{R}^{-\mathbf{T}}) \circ \varphi \right) = \left( (\mathbf{R}^{\mathbf{T}} \cdot \boldsymbol{\sigma}^\sharp) \circ \varphi \right) \cdot \mathbf{R} \quad \text{and} \quad \mathfrak{S}^\flat = \left( (\mathbf{R}^{\mathbf{T}} \cdot \boldsymbol{\sigma}^\flat) \circ \varphi \right) \cdot \mathbf{R},$$

where  $\boldsymbol{\sigma}^\sharp$  is the associated Cauchy stress with all indices raised and  $\boldsymbol{\sigma}^\flat = \sigma_{ij} \mathbf{d}x^i \otimes \mathbf{d}x^j$  is the associated Cauchy stress with all indices lowered (cf. Definition A.16).

PROOF. By Proposition 2.3 again, and noting that  $\mathbf{R}$  is proper orthogonal, i.e.  $\mathbf{R}^{-1} = \mathbf{R}^{\mathbf{T}}$ . ■

**Theorem 2.1 (Symmetrie of Cauchy Stress).** *Let conservation of mass and balance of linear momentum be satisfied, then balance of angular momentum is satisfied if and only if*

$$\boldsymbol{\sigma} = \boldsymbol{\sigma}^{\mathbf{T}} \quad \text{resp.} \quad \sigma^{ij} = \sigma^{ji},$$

that is, if the Cauchy stress is symmetric. Symmetrie of Cauchy stress is equivalent to symmetry of the second Piola-Kirchhoff stress, i.e.  $\mathbf{S} = \mathbf{S}^{\mathbf{T}}$ .

## 2.4 Constitutive Theory and Frame Invariance

For isothermal mechanical problems governed by balance of linear momentum (Definition 2.22) alone, the motion  $\varphi : \mathcal{B} \times [0, T] \rightarrow \mathcal{S}$  is generally treated as the primary unknown. The reference mass density,  $\rho_{\text{ref}}$ , and the external force per unit mass,  $\mathbf{b}$ , are usually given. The Jacobian  $J$  is known by the knowledge of  $\varphi$ , hence the current density  $\rho$  can be determined from  $\rho = J^{-1} \rho_{\text{ref}}$ . The acceleration  $\dot{\mathbf{v}}$  can likewise be derived from  $\varphi$ ; equivalently, the  $m$  components of  $\dot{\mathbf{v}}$  can be determined from the set of  $m$  equations of balance of linear momentum. Therefore, in three dimensions one is left with six unknowns: the independent stress components of  $\boldsymbol{\sigma} = \boldsymbol{\sigma}^{\mathbf{T}}$ . To close the set of model equations, these stress components are usually determined from suitable *constitutive equations*.

Sets of axioms based on rational thermomechanical principles are routinely postulated to constrain and simplify the constitutive equations. These will not be repeated here. Instead we refer to [95] and the key papers and lecture notes [19, 18, 17, 27, 57, 58, 59, 60] particularly concerned with constitutive theory. Additional citations are given in the text.

**Definition 2.27.** A *relative motion* or *change of observer*<sup>1</sup> is a time-dependent family of orientation-preserving diffeomorphisms  $\theta_t : \mathcal{S} \rightarrow \mathcal{S}'$ . A *relative rigid motion* or *change of Euclidian observer* requires that  $\theta_t = \theta_t^{\text{iso}}$  is a *spatial isometry* preserving the distance of every two points:

$$\mathbf{g}' = \theta_t^{\text{iso}} \uparrow \mathbf{g}, \quad \text{that is,} \quad \mathbf{g}(\mathbf{u}, \mathbf{w}) = \mathbf{g}'(\theta_t^{\text{iso}} \uparrow \mathbf{u}, \theta_t^{\text{iso}} \uparrow \mathbf{w}),$$

where  $\mathbf{u}, \mathbf{w} \in \Gamma(T\mathcal{S})$ ,  $\theta_t^{\text{iso}} \uparrow \mathbf{u} = (T\theta_t^{\text{iso}} \cdot \mathbf{u}) \circ \theta_t^{\text{iso}}$ , and the tangent map

$$T_x \theta_t^{\text{iso}} \stackrel{\text{def}}{=} \mathbf{Q}_t(x) : T_x \mathcal{S} \rightarrow T_{x'=\theta_t(x)} \mathcal{S}'$$

is proper orthogonal at every  $x \in \mathcal{S}$  by Proposition A.6 such that  $\mathbf{Q}_t^{-1} = \mathbf{Q}_t^{\mathbf{T}}$  and  $\det \mathbf{Q}_t = +1$ . In this case  $\mathbf{Q}_t$  is called a *rotation*, with  $\mathbf{Q}_t(x) = \mathbf{Q}(x, t)$  at fixed  $t$ . ◇

For notational brevity the index “ $t$ ” will be dropped in what follows. We also refrain from explicitly indicating the dependence of a function on a mapping; e.g. for a scalar field  $f : \mathcal{B} \rightarrow \mathbb{R}$ , a map  $\varphi : \mathcal{B} \rightarrow \mathcal{S}$ , and  $x \in \mathcal{S}$ , we simply write  $f(x)$  instead of the correct  $(f \circ \varphi^{-1})(x)$ .

**Definition 2.28.** A tensor field  $\mathbf{s} \in \mathfrak{T}_q^p(\mathcal{S})$  on the ambient space is called *spatially covariant* under the action of a relative motion  $\theta : \mathcal{S} \rightarrow \mathcal{S}'$  if it transforms according to pushforward

$$\mathbf{s}' = \theta \uparrow \mathbf{s} \in \mathfrak{T}_q^p(\mathcal{S}').$$

The field  $\mathbf{s}$  is called *objective* if the transformation according to pushforward is restricted to relative rigid motions  $\theta = \theta^{\text{iso}}$ . ◇

---

<sup>1</sup>Both are equivalent provided that the different observers use charts having the same orientation relative to the orientation of the spatial volume density  $\mathbf{d}\mathbf{v}$  [3].



**Definition 2.29.** A *constitutive operator*  $\mathbf{H}$  is understood as a map between dual material tensor fields. However, it can be equivalently formulated in terms of spatial fields by using the transformation rules outlined in the previous sections. Conceptually, but without loss of generality, the constitutive response is denoted by

$$\mathbf{S} = \mathbf{H}(\mathbf{C}, \mathbf{A}) \quad \text{and} \quad \boldsymbol{\sigma} = \mathbf{h}(\mathbf{F}, \mathbf{g}, \boldsymbol{\alpha}),$$

in the material description and spatial description, respectively. Besides  $\mathbf{S}$ ,  $\mathbf{C}$ ,  $\boldsymbol{\sigma}$ ,  $\mathbf{F}$ , and  $\mathbf{g}$ , which have been defined in the sections above, the probably non-empty sets  $\mathbf{A} \stackrel{\text{def}}{=} \{A_1, \dots, A_k\}$  resp.  $\boldsymbol{\alpha} \stackrel{\text{def}}{=} \{\alpha_1, \dots, \alpha_k\}$  consist of generally tensor-valued internal state variables (or history variables).  $\diamond$

**Remark 2.8.** From a formal viewpoint, a constitutive operator is a tensor bundle morphism between dual tensor bundles over the same base space [69]. Bundle morphisms formalize mappings between tensor fields and guarantee that the domain and co-domain of the constitutive operator are evaluated at the same base point and the same time instant; see [67, 74] for more details on bundles and morphisms.  $\triangle$

A minimal requirement in the formulation of constitutive equations is the following principle [69].

**Principle 2.1 (Constitutive Frame Invariance).** *Any constitutive equation must conform to the principle of constitutive frame invariance (CFI) which requires that material fields, fulfilling the equation formulated by an observer, will also fulfill the equation formulated by another Euclidian observer and vice versa. The principle is expressed by the equivalence*

$$\mathbf{S} = \mathbf{H}(\mathbf{C}, \mathbf{A}) \quad \Leftrightarrow \quad \mathbf{S}' = \mathbf{H}'(\mathbf{C}', \mathbf{A}')$$

for any relative rigid motion resp. change of Euclidian observer  $\theta^{\text{iso}} : \mathcal{S} \rightarrow \mathcal{S}'$ .

**Remark 2.9.** CFI has been introduced by Romano and co-workers [67, 69, 72] in the context of a rigorous geometric constitutive theory. It is intended as a substitute to the classical, but improperly stated principle of *material frame-indifference (MFI)* [61, 95], which has been introduced by Noll [57] as the “principle of objectivity of material properties”. MFI and the related concepts of *indifference with respect to superposed rigid body motions (IRBM)*, *Euclidian frame indifference (EFI)*, and *form-invariance (FI)*, cf. [87, 12], have been the focus of much controversy over the years, until recently. In contrast to that, CFI employs basic and properly settled geometric notions to account for the fact that distinct observers will formulate distinct constitutive relations involving distinct material tensors.  $\triangle$

**Definition 2.30.** The pushforward of a constitutive operator by a relative motion  $\theta : \mathcal{S} \rightarrow \mathcal{S}'$  is defined consistent with Definition A.28 by the identity

$$(\theta \uparrow \mathbf{H})(\theta \uparrow \mathbf{C}, \theta \uparrow \mathbf{A}) = \theta \uparrow (\mathbf{H}(\mathbf{C}, \mathbf{A})). \quad \diamond$$

**Proposition 2.13.** (See [69, prop. 9.1]) *A constitutive equation conforms to the principle of CFI if and only if the constitutive operator is frame invariant, that is,*

$$\mathbf{H}' = \theta^{\text{iso}} \uparrow \mathbf{H}, \quad \text{or equivalently,} \quad \mathbf{h}' = \theta^{\text{iso}} \uparrow \mathbf{h},$$

for any change of Euclidian observer  $\theta^{\text{iso}} : \mathcal{S} \rightarrow \mathcal{S}'$ .

PROOF. The assertion follows from Definitions 2.28 and 2.30 by a direct verification of the equivalence with the statement of Principle 2.1.  $\blacksquare$

The CFI Principle 2.1 requires that any constitutive equation must conform to it. In this work we are particularly concerned with spatial rate constitutive equations, according to the following definition.

**Definition 2.31.** A *spatial rate constitutive equation* is understood as a map between a rate of strain and a rate of stress in the spatial description. The spatial rate constitutive equations considered here take the general form

$$\mathring{\mathbf{s}} \stackrel{\text{def}}{=} \mathbf{h}(\mathbf{s}, \mathbf{g}, \boldsymbol{\alpha}, \mathbf{d}) \stackrel{\text{def}}{=} \mathbf{m}(\mathbf{s}, \mathbf{g}, \boldsymbol{\alpha}) : \mathbf{d},$$

where  $\mathring{\mathbf{s}}$  represents any objective rate of any spatial stress measure  $\mathbf{s}$  satisfying  $(\mathring{\mathbf{s}})' = \theta^{\text{iso}} \uparrow \mathring{\mathbf{s}}$  for any change of Euclidian observer  $\theta^{\text{iso}} : \mathcal{S} \rightarrow \mathcal{S}'$ , and  $\mathbf{d}$  is the spatial rate of deformation tensor.  $\diamond$

**Remark 2.10.** The particular classes of constitutive equations that fall into the category formalized by Definition 2.31 include *hypoelasticity*, *hypoelasto-plasticity*, and *hypoplasticity*. These will be discussed in more detail in Sect. 4.  $\triangle$

### 3 Rates of Tensor Fields

#### 3.1 Fundamentals

In the following sections we inspect the transformation properties of the common tensor fields in spatial rate constitutive equations under the action of any relative motion (resp. change of observer) and under the action of a relative rigid motion (resp. change of Euclidian observer). In particular, a distinction is drawn between spatially covariant rates, objective rates, and corotational rates of second-order tensors.

In accordance with Definition 2.27, and by dropping the index  $t$  in what follows, let  $\theta : \mathcal{S} \rightarrow \mathcal{S}'$  denote a relative motion, and  $\theta = \theta^{\text{iso}}$  if the relative motion is an isometry, i.e. rigid. The tangent map of a relative motion is generally time-dependent and denoted by  $\mathbf{F}_\theta \stackrel{\text{def}}{=} T\theta$ , and the proper orthogonal tangent map of a relative rigid motion is the rotation two-point tensor field denoted by  $\mathbf{Q} \stackrel{\text{def}}{=} T\theta^{\text{iso}}$ . Here and in the following we assume that both  $\mathbf{F}_\theta$  and  $\mathbf{Q}$  are continuously differentiable in time.

**Proposition 3.1.** *The deformation gradient of a motion  $\varphi : \mathcal{B} \rightarrow \mathcal{S}$  is spatially covariant.*

PROOF. By Definition 2.28, Proposition 2.3 and the chain rule,

$$\mathbf{F}' = \mathbf{F}_\theta \cdot \mathbf{F} = \theta \uparrow \mathbf{F} .$$

Composition with the point mappings  $\varphi$  and  $\theta$  have been suppressed. ■

**Definition 3.1.** The *spin* of a relative rigid motion is defined through  $\mathbf{\Lambda} \stackrel{\text{def}}{=} \dot{\mathbf{Q}}^\text{T} \cdot \mathbf{Q}$ . ◇

**Proposition 3.2.** *Orthogonality of  $\mathbf{Q}$  implies skew-symmetry of the spin, that is,  $\mathbf{\Lambda} = -\mathbf{\Lambda}^\text{T}$ .*

PROOF. By direct calculation,

$$\dot{\mathbf{\Lambda}} = \overline{\dot{\mathbf{Q}}^\text{T} \cdot \mathbf{Q}} = \dot{\mathbf{Q}}^\text{T} \cdot \mathbf{Q} + \mathbf{Q}^\text{T} \cdot \dot{\mathbf{Q}} = \mathbf{\Lambda} + \mathbf{\Lambda}^\text{T} = \mathbf{0} .$$
■

**Proposition 3.3.** *Let  $\mathbf{l} = \mathbf{d} + \boldsymbol{\omega}$  be the spatial velocity gradient, being composed of the spatial rate of deformation  $\mathbf{d}$  and the vorticity  $\boldsymbol{\omega}$  (cf. Definition 2.18). Then,*

- (i) both  $\mathbf{l}$  and  $\boldsymbol{\omega}$  are neither spatially covariant, nor objective, and
- (ii)  $\mathbf{d}$  is objective, but not spatially covariant.

PROOF. (i) Spatial covariance is a stronger version of objectivity under relative rigid motions, thus it suffices to prove that the velocity gradient is not objective. First, note that  $\mathbf{F}' = \theta^{\text{iso}} \uparrow \mathbf{F} = \mathbf{Q} \cdot \mathbf{F}$  by Proposition 3.1. Moreover, by Propositions 3.2, 2.3, and 2.5, and Definition 2.18, one has

$$\mathbf{l}' = (\dot{\mathbf{F}}') \cdot (\mathbf{F}')^{-1} = (\dot{\mathbf{Q}} \cdot \mathbf{F} + \mathbf{Q} \cdot \dot{\mathbf{F}}) \cdot \mathbf{F}^{-1} \cdot \mathbf{Q}^\text{T} = \dot{\mathbf{Q}} \cdot \mathbf{Q}^\text{T} + \mathbf{Q} \cdot \mathbf{l} \cdot \mathbf{Q}^\text{T} = \mathbf{l}_{\theta^{\text{iso}}} + \theta^{\text{iso}} \uparrow \mathbf{l} ,$$

which is clearly non-objective, that is, it does not conform to Definition 2.28. Substitution of  $\mathbf{l} = \mathbf{d} + \boldsymbol{\omega}$ , with  $\mathbf{d}$  defined as the symmetric part of  $\mathbf{l}$ , shows that  $\mathbf{l}_{\theta^{\text{iso}}} = \boldsymbol{\omega}_{\theta^{\text{iso}}}$  and

$$\boldsymbol{\omega}' = \dot{\mathbf{Q}} \cdot \mathbf{Q}^\text{T} + \mathbf{Q} \cdot \boldsymbol{\omega} \cdot \mathbf{Q}^\text{T} = \boldsymbol{\omega}_{\theta^{\text{iso}}} + \theta^{\text{iso}} \uparrow \boldsymbol{\omega} ,$$

which proves the first assertion.

(ii) A direct consequence of the proof of (i) is that  $\mathbf{d}$  is indeed objective under relative rigid motions:

$$\mathbf{d}' = \mathbf{Q} \cdot \mathbf{d} \cdot \mathbf{Q}^\text{T} = \theta^{\text{iso}} \uparrow \mathbf{d} .$$

In the case where  $\theta : \mathcal{S} \rightarrow \mathcal{S}'$  is an arbitrary relative motion, the tangent  $\mathbf{F}_\theta$  is generally not orthogonal. Definition 2.18 and Proposition 3.1 yield

$$\mathbf{l}' = (\dot{\mathbf{F}}') \cdot (\mathbf{F}')^{-1} = \dot{\mathbf{F}}_\theta \cdot \mathbf{F}_\theta^{-1} + \mathbf{F}_\theta \cdot \mathbf{l} \cdot \mathbf{F}_\theta^{-1} = \mathbf{l}_\theta + \theta \uparrow \mathbf{l} .$$

Therefore,  $\mathbf{d}' = \theta \uparrow \mathbf{d}$  if and only if  $\mathbf{l}_\theta \equiv \boldsymbol{\omega}_\theta$ , that is, if  $\mathbf{d}_\theta \equiv \mathbf{0}$ . ■

**Proposition 3.4.** *Cauchy stress  $\boldsymbol{\sigma}$  is spatially covariant while its material time derivative  $\dot{\boldsymbol{\sigma}}$  is not even objective.*

PROOF. Transformation of the Cauchy traction vector field  $\mathbf{t}$  using Cauchy's stress theorem 2.1 and Proposition 2.3 yields

$$\mathbf{t}' = \theta \uparrow \mathbf{t} = \mathbf{F}_\theta \cdot (\boldsymbol{\sigma} \cdot \mathbf{n}^*) = (\mathbf{F}_\theta \cdot \boldsymbol{\sigma} \cdot \mathbf{F}_\theta^T) \cdot (\mathbf{F}_\theta^{-T} \cdot \mathbf{n}^*) = (\theta \uparrow \boldsymbol{\sigma}) \cdot (\theta \uparrow \mathbf{n}^*) = \boldsymbol{\sigma}' \cdot (\mathbf{n}^*)'.$$

For a relative rigid motion  $\theta = \theta^{\text{iso}}$  this becomes

$$\mathbf{t}' = \theta^{\text{iso}} \uparrow \mathbf{t} = \mathbf{Q} \cdot \mathbf{t} = \mathbf{Q} \cdot (\boldsymbol{\sigma} \cdot \mathbf{n}^*) = (\mathbf{Q} \cdot \boldsymbol{\sigma} \cdot \mathbf{Q}^T) \cdot (\mathbf{Q} \cdot \mathbf{n}^*) = (\theta^{\text{iso}} \uparrow \boldsymbol{\sigma}) \cdot (\theta^{\text{iso}} \uparrow \mathbf{n}^*) = \boldsymbol{\sigma}' \cdot (\mathbf{n}^*)',$$

by using the property  $\mathbf{Q} \cdot \mathbf{Q}^T = \mathbf{Q}^T \cdot \mathbf{Q} = \mathbf{I}$ . Therefore, the Cauchy stress is spatially covariant. However, its material time derivative is not even objective because

$$(\dot{\boldsymbol{\sigma}}') = \overline{\dot{\boldsymbol{\sigma}}'} = \dot{\mathbf{Q}} \cdot \boldsymbol{\sigma} \cdot \mathbf{Q}^T + \mathbf{Q} \cdot \dot{\boldsymbol{\sigma}} \cdot \mathbf{Q}^T + \mathbf{Q} \cdot \boldsymbol{\sigma} \cdot \dot{\mathbf{Q}}^T \neq \mathbf{Q} \cdot \dot{\boldsymbol{\sigma}} \cdot \mathbf{Q}^T. \quad \blacksquare$$

A large amount of literature is concerned with the discussion and/or development of objective rates [30, 50, 51, 52, 62, 64, 90, 93, 92, 101, 103]. This would lead one to assume that there is a rate that is preferable to others. However, the decisive conclusion for a rate, e.g. in a constitutive equation, could not be drawn from its objectivity property alone, but has to consider the intended application of that rate [103]. In fact, any possible objective rate of spatial second-order tensors is a particular manifestation of the Lie derivative [49, 78, 77]. The Lie derivative (Definition A.34) is a geometric object that has an important property: if a tensor is spatially covariant, then its Lie Derivative also is.

**Theorem 3.1 (Spatial Covariance of Lie Derivative).** *Let  $\varphi : \mathcal{B} \rightarrow \mathcal{S}$  be the motion of a material body  $\mathcal{B}$  with spatial velocity  $\mathbf{v}$ , and let  $\theta : \mathcal{S} \rightarrow \mathcal{S}'$  be a relative motion such that  $\varphi' = \theta \circ \varphi$  is the superposed motion of  $\mathcal{B}$  with spatial velocity  $\mathbf{v}'$ . Moreover, let  $\mathbf{s} \in \mathfrak{T}_q^p(\mathcal{S})$  be a spatially covariant tensor field such that  $\mathbf{s}' = \theta \uparrow \mathbf{s}$ , then*

$$\mathbf{L}_{\mathbf{v}'} \mathbf{s}' = \theta \uparrow (\mathbf{L}_{\mathbf{v}} \mathbf{s}).$$

PROOF. Let  $\varphi^i(X^I) = (x^i \circ \varphi)(X^I)$ ,  $\theta^i(\varphi^j) = (x^i \circ \theta)(\varphi^j)$ , and  $(\varphi')^i(X^I) = (x^i \circ \varphi')(X^I)$  be the spatial coordinates  $x^i$  on  $\mathcal{S}$  arising from the localizations of  $\varphi$ ,  $\theta$ , and  $\varphi' = \theta \circ \varphi$ , respectively. Then, by the chain rule and Definition 2.7,

$$\begin{aligned} (\mathbf{v}')^i &= \frac{\partial (\varphi')^i}{\partial t} \circ (\varphi')^{-1} = \frac{\partial (x^i \circ \theta \circ \varphi)}{\partial t} \circ (\varphi')^{-1} \\ &= \frac{\partial \theta^i}{\partial t} \circ \theta^{-1} + \frac{\partial \theta^i}{\partial \varphi^j} \left( \frac{\partial \varphi^j}{\partial t} \circ \varphi^{-1} \right) \circ \theta^{-1} = w^i + \left( \frac{\partial \theta^i}{\partial \varphi^j} v^j \right) \circ \theta^{-1}, \end{aligned}$$

that is,  $\mathbf{v}' = \mathbf{w} + \theta \uparrow \mathbf{v}$ , where  $\mathbf{w}$ , with components  $w^i$ , represents the spatial velocity of  $\theta$ . The rest of the proof can be done as in [49, pp. 101–102], which is repeated here for completeness. By Proposition A.11,

$$\mathbf{L}_{\mathbf{v}'} \mathbf{s}' = \frac{\partial \mathbf{s}'}{\partial t} + \mathcal{L}_{\mathbf{w} + \theta \uparrow \mathbf{v}} \mathbf{s}' = \frac{\partial \mathbf{s}'}{\partial t} + \mathcal{L}_{\mathbf{w}} \mathbf{s}' + \theta \uparrow (\mathcal{L}_{\mathbf{v}} (\theta \downarrow \mathbf{s}')).$$

In accordance with Proposition 2.1, the flow associated with  $\mathbf{w}$  is given by  $\theta_t \circ \theta_s^{-1}$ , for  $s, t \in \mathbb{R}$ . Definition A.34 and Proposition A.5 then yield

$$\begin{aligned} \mathbf{L}_{\mathbf{v}'} \mathbf{s}' &= \frac{\partial \mathbf{s}'}{\partial t} + \mathcal{L}_{\mathbf{w}} \mathbf{s}' + \theta \uparrow (\mathcal{L}_{\mathbf{v}} \mathbf{s}) = \frac{d}{dt} (\theta_t \circ \theta_s^{-1}) \downarrow \mathbf{s}' \Big|_{t=s} + \theta \uparrow (\mathcal{L}_{\mathbf{v}} \mathbf{s}) \\ &= \frac{d}{dt} \theta_t \downarrow \circ (\theta_s^{-1}) \downarrow \circ \theta_t \uparrow (\theta_t \downarrow \mathbf{s}'_t) \Big|_{t=s} + \theta \uparrow (\mathcal{L}_{\mathbf{v}} \mathbf{s}) = \frac{d}{dt} \theta_s \uparrow (\theta_t \downarrow \mathbf{s}'_t) \Big|_{t=s} + \theta \uparrow (\mathcal{L}_{\mathbf{v}} \mathbf{s}) \quad \blacksquare \\ &= \frac{d}{dt} \theta_s \uparrow \mathbf{s}'_t \Big|_{t=s} + \theta \uparrow (\mathcal{L}_{\mathbf{v}} \mathbf{s}) = \theta \uparrow \left( \frac{d}{dt} \mathbf{s}'_t \Big|_{t=s} + \mathcal{L}_{\mathbf{v}} \mathbf{s}' \right) = \theta \uparrow (\mathbf{L}_{\mathbf{v}} \mathbf{s}'). \end{aligned}$$

There are two spatially covariant, and thus objective, stress rates that can be directly obtained from the Lie derivative. Note that, with respect to spatial coordinates  $x^i$ , the components of the Lie derivative of the contravariant Kirchhoff stress  $\boldsymbol{\tau}^\sharp \in \mathfrak{T}_0^2(\mathcal{S})$  are given by

$$(\mathbf{L}_{\mathbf{v}} \boldsymbol{\tau}^\sharp)^{ij} = \dot{\tau}^{ij} - \tau^{kj} (\nabla_k v^i) - \tau^{ik} (\nabla_k v^j),$$

where the general coordinate formula of Proposition A.12 has been applied. From this one obtains the coordinate-invariant expression  $\mathbf{L}_{\mathbf{v}}(\boldsymbol{\tau}^\sharp) = \dot{\boldsymbol{\tau}}^\sharp - \mathbf{l} \cdot \boldsymbol{\tau}^\sharp - \boldsymbol{\tau}^\sharp \cdot \mathbf{l}^T$ . Moreover, by recalling that the Kirchhoff stress is defined through  $\boldsymbol{\tau} = \mathbf{J} \boldsymbol{\sigma}$ , and that the spatial form of Proposition 2.2 is  $\dot{\mathbf{J}} = \mathbf{L}_{\mathbf{v}} \mathbf{J} = \mathbf{J} \operatorname{div} \mathbf{v}$ , one has

$$\mathbf{J}^{-1} \mathbf{L}_{\mathbf{v}}(\boldsymbol{\tau}^\sharp) = \mathbf{L}_{\mathbf{v}}(\boldsymbol{\sigma}^\sharp) + \boldsymbol{\sigma}^\sharp \operatorname{div} \mathbf{v} = \dot{\boldsymbol{\sigma}}^\sharp - \mathbf{l} \cdot \boldsymbol{\sigma}^\sharp - \boldsymbol{\sigma}^\sharp \cdot \mathbf{l}^T + \boldsymbol{\sigma}^\sharp \operatorname{tr} \mathbf{d}.$$

**Definition 3.2.** The rates defined through

$$\overset{\circ}{\boldsymbol{\tau}}^{\text{Ol}} \stackrel{\text{def}}{=} \mathbf{L}_v(\boldsymbol{\tau}^\sharp) \quad \text{and} \quad \overset{\circ}{\boldsymbol{\sigma}}^{\text{Tr}} \stackrel{\text{def}}{=} J^{-1} \mathbf{L}_v(\boldsymbol{\tau}^\sharp).$$

are called the (*upper*) *Oldroyd rate of Kirchhoff stress* [62] and *Truesdell rate of Cauchy stress* [93, 92], respectively.  $\diamond$

### 3.2 Corotational Rates

Both the Oldroyd rate and the Truesdell rate —as they are Lie derivatives— do not commute with index raising and index lowering, because the Oldroyd and Truesdell rates of the metric tensor does not vanish. For example, the components of the Oldroyd rate of the inverse metric  $\mathbf{g}^\sharp$  are

$$(\overset{\circ}{\mathbf{g}}^{\text{Ol}})^{ij} = \dot{g}^{ij} - g^{kj}(\nabla_k v^i) - g^{ik}(\nabla_k v^j) = -(\nabla^j v^i + \nabla^i v^j) = -2d^{ij}.$$

Hence,  $\overset{\circ}{\mathbf{g}}^{\text{Ol}} = \mathbf{L}_v(\mathbf{g}^\sharp) = -2\mathbf{d}^\sharp$ , and  $\mathbf{L}_v(\mathbf{g}^\flat) = 2\mathbf{d}^\flat$  by Proposition 2.7. Consequently the stress invariants arising in constitutive equations of isotropic solids, and which are formed by the metric tensor, are not stationary if the stress rate vanishes. This fact, however, conflicts with Prager's requirement [64, 30, 52] and constitutes a drawback of the Oldroyd and Truesdell rates in plasticity theory [14, 103] as well as in some advanced applications [65, 89]. The so-called *corotational rates* circumvent this drawback.

**Definition 3.3.** Let  $\mathbf{s}$  be a second-order spatial tensor field continuously differentiable in time and let  $\mathbf{A} = -\mathbf{A}^\text{T}$  be a spin tensor, then

$$\overset{\circ}{\mathbf{s}} \stackrel{\text{def}}{=} \dot{\mathbf{s}} - \mathbf{A} \cdot \mathbf{s} + \mathbf{s} \cdot \mathbf{A}$$

is called the *corotational rate of  $\mathbf{s}$  defined by the spin  $\mathbf{A}$* .  $\diamond$

**Definition 3.4.** Let  $\mathbf{A}(x, t) = -\mathbf{A}^\text{T}(x, t)$  be a given spin tensor for all  $x \in \varphi(\mathcal{B}, t)$  and  $t \in [0, T]$ , with  $\varphi(\mathcal{B}, 0) = \mathcal{B}$ . Consider the following evolution equation

$$\frac{\partial \mathfrak{R}}{\partial t} = (\mathbf{A} \circ \varphi) \cdot \mathfrak{R}, \quad \text{with} \quad \mathfrak{R}|_{t=0} = \mathbf{I},$$

where  $\mathfrak{R}(X, t) : T_X \mathcal{B} \rightarrow T_{\varphi(X, t)} \mathcal{S}$  is a proper orthogonal two-point tensor for fixed  $X \in \mathcal{B}$  and each  $t \in [0, T]$ , such that  $\mathfrak{R}^\text{T} \cdot \mathfrak{R} = \mathbf{I}_\mathcal{B}$ ,  $\mathfrak{R} \cdot \mathfrak{R}^\text{T} = \mathbf{I}_\mathcal{S}$ , and  $\det \mathfrak{R} = +1$ . Solutions to the problem generate a *one-parameter group of rotations* to which  $\mathfrak{R}$  belongs, thus  $\mathbf{A}$  is called the *generator* of that group [37, 77].  $\diamond$

**Remark 3.1.** From the previous definition the term *corotational* can be justified as follows. In a rotating Euclidian frame with spin  $\mathbf{A} = \mathfrak{R} \cdot \mathfrak{R}^\text{T}$  the Cauchy stress is given by  $\boldsymbol{\sigma}' = \mathfrak{R} \Downarrow \boldsymbol{\sigma} = \mathfrak{R}^\text{T} \cdot \boldsymbol{\sigma} \cdot \mathfrak{R}$ . Then, the corotational rate  $\overset{\circ}{\boldsymbol{\sigma}}$  represents the rate of change of  $\boldsymbol{\sigma}'$  observed in the *fixed frame* where  $\boldsymbol{\sigma}$  is measured. Clearly,

$$\overset{\circ}{\boldsymbol{\sigma}} = \mathfrak{R} \cdot (\boldsymbol{\sigma}') \cdot \mathfrak{R}^\text{T}, \quad \text{or equivalently,} \quad \mathfrak{R} \Downarrow \overset{\circ}{\boldsymbol{\sigma}} = \frac{\partial(\mathfrak{R} \Downarrow \boldsymbol{\sigma})}{\partial t}. \quad \triangle$$

There are infinitely many objective rates and corotational rates. Not every corotational rate is objective, and vice versa. Whether or not a corotational rate is objective depends on its defining spin tensor.

**Definition 3.5.** The *Zaremba-Jaumann rate of Cauchy stress* [39, 104] is obtained from Definition 3.3 by setting  $\mathbf{A} \stackrel{\text{def}}{=} \boldsymbol{\omega}$ , where  $\boldsymbol{\omega} = \frac{1}{2}(\mathbf{l} - \mathbf{l}^\text{T}) \in \mathfrak{T}_1^1(\mathcal{S})$  is the vorticity tensor according to Definition 2.18:

$$\overset{\circ}{\boldsymbol{\sigma}}^{\text{ZJ}} \stackrel{\text{def}}{=} \dot{\boldsymbol{\sigma}} - \boldsymbol{\omega} \cdot \boldsymbol{\sigma} + \boldsymbol{\sigma} \cdot \boldsymbol{\omega}. \quad \diamond$$

In contrast to the Oldroyd and Truesdell rates, which are non-corotational in terms of Definition 3.3, all corotational rates do commute with index raising and index lowering, thus satisfy Prager's requirement.

**Proposition 3.5.** *Definition 3.3 identically applies for all associated tensor fields  $\mathbf{s} \in \mathfrak{T}_1^1(\mathcal{S})$ ,  $\mathbf{s}^\sharp = \mathbf{g}^\sharp \cdot \mathbf{s} \in \mathfrak{T}_0^2(\mathcal{S})$ , and  $\mathbf{s}^\flat = \mathbf{g}^\flat \cdot \mathbf{s} \in \mathfrak{T}_2^0(\mathcal{S})$  irrespective of index placement. That is, any corotational rate of the metric tensor vanishes.*

PROOF. We proof this, without loss of generality, for the Zaremba-Jaumann rate. Keeping the property  $\nabla(\mathbf{v}^b) = (\nabla\mathbf{v})^b$  in mind, then the components of the Zaremba-Jaumann rate of the inverse metric  $\mathbf{g}^\sharp$  are

$$(\overset{\circ}{\mathbf{g}}^{\text{ZJ}})^{ij} = \dot{g}^{ij} - \omega^i_k g^{kj} - \omega^i_k g^{jk} = -\omega^i_k g^{kj} + g^{ik} \omega_k^j = -\omega^{ij} + \omega^{ij} = 0. \quad \blacksquare$$

**Definition 3.6.** Let  $\mathbf{F} = \mathbf{R} \cdot \mathbf{U}$  denote the right polar decomposition of the deformation gradient, with  $\mathbf{R}$  being proper orthogonal. Similar to the velocity gradient given by the relation  $\frac{\partial}{\partial t} \mathbf{F} = (\mathbf{l} \circ \varphi) \cdot \mathbf{F}$ , let the *spatial rate of rotation*  $\mathbf{\Omega}$  be defined through

$$\frac{\partial \mathbf{R}}{\partial t} \stackrel{\text{def}}{=} (\mathbf{\Omega} \circ \varphi) \cdot \mathbf{R}.$$

Choosing the spin  $\mathbf{A} \stackrel{\text{def}}{=} \mathbf{\Omega}$  in Definition 3.3 then yields the *Green-Naghdi rate of Cauchy stress* [27]:

$$\overset{\circ}{\boldsymbol{\sigma}}^{\text{GN}} \stackrel{\text{def}}{=} \dot{\boldsymbol{\sigma}} - \mathbf{\Omega} \cdot \boldsymbol{\sigma} + \boldsymbol{\sigma} \cdot \mathbf{\Omega}. \quad \diamond$$

**Proposition 3.6.** *Vorticity*  $\boldsymbol{\omega} = \frac{1}{2}(\mathbf{l} - \mathbf{l}^\text{T})$  associated with the Zaremba-Jaumann rate and *spatial rate of rotation*  $\mathbf{\Omega} = \dot{\mathbf{R}} \cdot \mathbf{R}^\text{T}$  associated with the Green-Naghdi rate are related by

$$\boldsymbol{\omega} = \mathbf{\Omega} + \frac{1}{2} \mathbf{R} \cdot (\dot{\mathbf{U}} \cdot \mathbf{U}^{-1} - \mathbf{U}^{-1} \cdot \dot{\mathbf{U}}) \cdot \mathbf{R}^\text{T}.$$

PROOF. By time differentiation of  $\mathbf{F} = \mathbf{R} \cdot \mathbf{U}$ . \blacksquare

**Remark 3.2.** The tensor  $\mathbf{\Omega}$  is a kind of angular velocity field describing the rate of rotation of the material, whereas  $\boldsymbol{\omega}$  describes the rate of rotation of the principal axes of the rate of deformation tensor  $\mathbf{d} = \mathbf{l} - \boldsymbol{\omega}$  [20]. In contrast to  $\mathbf{\Omega}$ , vorticity contains terms due to stretching. Therefore, the Green-Naghdi rate (Definition 3.6) is identical to the material time derivative of the Cauchy stress in the absence of rigid body rotation, while the Zaremba-Jaumann rate (Definition 3.5) is generally not. The Green-Naghdi rate requires knowledge of total material motion resp. material deformation through  $\mathbf{R} = T\varphi \cdot \mathbf{U}^{-1}$ , while the Zaremba-Jaumann rate, by virtue of vorticity, is derivable from the instantaneous motion at current time; in fact  $\mathbf{l}$  is the generator of  $\mathbf{F}$  through  $\frac{\partial}{\partial t} \mathbf{F} = \mathbf{l} \cdot \mathbf{F}$ . This makes the Zaremba-Jaumann rate more attractive to problems where a past material motion is unavailable. By using Proposition 3.6, it can be shown that  $\boldsymbol{\omega} = \mathbf{\Omega}$  resp.  $\overset{\circ}{\boldsymbol{\sigma}}^{\text{ZJ}} = \overset{\circ}{\boldsymbol{\sigma}}^{\text{GN}}$  if and only if the motion of the material body is a rigid rotation, a pure stretch, or if the current configuration has been chosen as the reference configuration such that  $\mathbf{F} = \mathbf{R} = \mathbf{I}$ ,  $\mathbf{U} = \mathbf{I}$ , and  $\dot{\mathbf{F}} = \dot{\mathbf{R}} + \mathbf{I} \cdot \dot{\mathbf{U}}$ ; see also [95, pp. 54–55] and [20, 21, 16]. The last condition is used in Sect. 5 to compare different time integration algorithms for large deformations based on the Zaremba-Jaumann and Green-Naghdi rates. \triangle

**Proposition 3.7.** *Let*  $\theta : \mathcal{S} \rightarrow \mathcal{S}'$  *be a relative motion superposed to the motion*  $\varphi : \mathcal{B} \rightarrow \mathcal{S}$  *of a material body, then both the Zaremba-Jaumann rate and the Green-Naghdi rate of Cauchy stress*

(i) *transform objectively if*  $\theta = \theta^{\text{iso}}$  *is rigid, but they*

(ii) *are not spatially covariant.*

PROOF. (i) Recall that  $\boldsymbol{\sigma}' = \theta^{\text{iso}} \uparrow \boldsymbol{\sigma} = \mathbf{Q} \cdot \boldsymbol{\sigma} \cdot \mathbf{Q}^\text{T}$ ,

$$\mathbf{Q} \cdot \dot{\boldsymbol{\sigma}} \cdot \mathbf{Q}^\text{T} = (\dot{\boldsymbol{\sigma}}') - \dot{\mathbf{Q}} \cdot \boldsymbol{\sigma} \cdot \mathbf{Q}^\text{T} - \mathbf{Q} \cdot \boldsymbol{\sigma} \cdot \dot{\mathbf{Q}}^\text{T} = (\dot{\boldsymbol{\sigma}}') - \dot{\mathbf{Q}} \cdot \mathbf{Q}^\text{T} \cdot \boldsymbol{\sigma}' + \boldsymbol{\sigma}' \cdot \dot{\mathbf{Q}} \cdot \mathbf{Q}^\text{T},$$

and  $\mathbf{Q} \cdot \boldsymbol{\omega} \cdot \mathbf{Q}^\text{T} = \boldsymbol{\omega}' - \dot{\mathbf{Q}} \cdot \mathbf{Q}^\text{T}$  by Proposition 3.3(i). The pushforward of the Zaremba-Jaumann rate (Definition 3.5) along the relative rigid motion  $\theta^{\text{iso}}$  then becomes

$$\begin{aligned} \mathbf{Q} \cdot \overset{\circ}{\boldsymbol{\sigma}}^{\text{ZJ}} \cdot \mathbf{Q}^\text{T} &= \mathbf{Q} \cdot (\dot{\boldsymbol{\sigma}} - \boldsymbol{\omega} \cdot \boldsymbol{\sigma} + \boldsymbol{\sigma} \cdot \boldsymbol{\omega}) \cdot \mathbf{Q}^\text{T} = \mathbf{Q} \cdot \dot{\boldsymbol{\sigma}} \cdot \mathbf{Q}^\text{T} - \mathbf{Q} \cdot \boldsymbol{\omega} \cdot \mathbf{Q}^\text{T} \cdot \boldsymbol{\sigma}' + \boldsymbol{\sigma}' \cdot \mathbf{Q} \cdot \boldsymbol{\omega} \cdot \mathbf{Q}^\text{T} \\ &= (\dot{\boldsymbol{\sigma}}') - \dot{\mathbf{Q}} \cdot \mathbf{Q}^\text{T} \cdot \boldsymbol{\sigma}' + \boldsymbol{\sigma}' \cdot \dot{\mathbf{Q}} \cdot \mathbf{Q}^\text{T} - (\boldsymbol{\omega}' - \dot{\mathbf{Q}} \cdot \mathbf{Q}^\text{T}) \cdot \boldsymbol{\sigma}' + \boldsymbol{\sigma}' \cdot (\boldsymbol{\omega}' - \dot{\mathbf{Q}} \cdot \mathbf{Q}^\text{T}) \\ &= (\dot{\boldsymbol{\sigma}}') - \boldsymbol{\omega}' \cdot \boldsymbol{\sigma}' + \boldsymbol{\sigma}' \cdot \boldsymbol{\omega}' = (\overset{\circ}{\boldsymbol{\sigma}}^{\text{ZJ}})', \end{aligned}$$

that is,  $\overset{\circ}{\boldsymbol{\sigma}}^{\text{ZJ}}$  is objective. Similarly, one has  $\mathbf{\Omega}' = \dot{\mathbf{Q}} \cdot \mathbf{Q}^\text{T} + \mathbf{Q} \cdot \mathbf{\Omega} \cdot \mathbf{Q}^\text{T}$ , showing that the Green-Naghdi rate  $\overset{\circ}{\boldsymbol{\sigma}}^{\text{GN}}$  is objective, too [20, 40].

(ii) Recall that if  $\theta : \mathcal{S} \rightarrow \mathcal{S}'$  is an arbitrary relative motion with generally non-orthogonal tangent  $\mathbf{F}_\theta$ , then  $\mathbf{l}' = \mathbf{l}_\theta + \theta \uparrow \mathbf{l}$  by the proof of Proposition 3.3(ii), where  $\mathbf{l}_\theta = \dot{\mathbf{F}}_\theta \cdot \mathbf{F}_\theta^{-1}$ . Moreover,

$$\boldsymbol{\omega}' = \frac{1}{2} \left( \mathbf{l}_\theta - \mathbf{l}_\theta^\text{T} + \theta \uparrow \mathbf{l} - (\theta \uparrow \mathbf{l})^\text{T} \right) = \boldsymbol{\omega}_\theta + \theta \uparrow \boldsymbol{\omega}.$$

Since  $\boldsymbol{\sigma}' = \theta \uparrow \boldsymbol{\sigma}$  by Proposition 3.4, it is easy to show that

$$(\dot{\boldsymbol{\sigma}}') = \theta_* (\dot{\boldsymbol{\sigma}}) + \boldsymbol{l}_\theta \cdot \boldsymbol{\sigma}' + \boldsymbol{\sigma}' \cdot \boldsymbol{l}_\theta^\top,$$

for  $\boldsymbol{\sigma} \equiv \boldsymbol{\sigma}^\sharp$  being understood. Now proceed as in the proof of (i), clearly,

$$\begin{aligned} \theta \uparrow (\dot{\boldsymbol{\sigma}}^{\text{ZJ}}) &= \theta \uparrow (\dot{\boldsymbol{\sigma}} - \boldsymbol{\omega} \cdot \boldsymbol{\sigma} + \boldsymbol{\sigma} \cdot \boldsymbol{\omega}) = \theta \uparrow (\dot{\boldsymbol{\sigma}}) - (\theta \uparrow \boldsymbol{\omega}) \cdot \boldsymbol{\sigma}' + \boldsymbol{\sigma}' \cdot (\theta \uparrow \boldsymbol{\omega}) \\ &= (\dot{\boldsymbol{\sigma}}') - \boldsymbol{l}_\theta \cdot \boldsymbol{\sigma}' - \boldsymbol{\sigma}' \cdot \boldsymbol{l}_\theta^\top - (\boldsymbol{\omega}' - \boldsymbol{\omega}_\theta) \cdot \boldsymbol{\sigma}' + \boldsymbol{\sigma}' \cdot (\boldsymbol{\omega}' - \boldsymbol{\omega}_\theta) \\ &= (\dot{\boldsymbol{\sigma}}^{\text{ZJ}})' - \boldsymbol{l}_\theta \cdot \boldsymbol{\sigma}' + \boldsymbol{\omega}_\theta \cdot \boldsymbol{\sigma}' - \boldsymbol{\sigma}' \cdot \boldsymbol{l}_\theta^\top - \boldsymbol{\sigma}' \cdot \boldsymbol{\omega}_\theta. \end{aligned}$$

Then it follows immediately that  $\theta \uparrow (\dot{\boldsymbol{\sigma}}^{\text{ZJ}}) = (\dot{\boldsymbol{\sigma}}^{\text{ZJ}})'$  if and only if  $\boldsymbol{l}_\theta \equiv \boldsymbol{\omega}_\theta$ , i.e. if  $\theta$  is a rigid motion with  $\boldsymbol{d}_\theta \equiv \mathbf{0}$ . To proof (ii) for the Green-Naghdi rate, note that  $\boldsymbol{R}' = \boldsymbol{F}_\theta \cdot \boldsymbol{R}$ , which leads to

$$\boldsymbol{\Omega}' = (\dot{\boldsymbol{R}}') \cdot (\boldsymbol{R}')^{-1} = (\dot{\boldsymbol{F}}_\theta \cdot \boldsymbol{R} + \boldsymbol{F}_\theta \cdot \dot{\boldsymbol{R}}) \cdot \boldsymbol{R}^{-1} \cdot \boldsymbol{F}_\theta^{-1} = \boldsymbol{l}_\theta + \theta \uparrow \boldsymbol{\Omega}.$$

$\boldsymbol{\Omega}'$  is not skew unless  $\boldsymbol{l}_\theta$  is skew, that is, unless  $\boldsymbol{F}_\theta$  is a pure rotation. The rest of the proof is similar to that for  $\dot{\boldsymbol{\sigma}}^{\text{ZJ}}$ .  $\blacksquare$

**Remark 3.3.** Proposition 3.7(ii) is remarkable because one would never have seen it in classical continuum mechanics in linear Euclidian space. Marsden and Hughes [49, box 6.1] draw a proof from the transformation property of the Lie derivative (Theorem 3.1).  $\triangle$

**Proposition 3.8.** (See also [78, p. 222].) Let  $\boldsymbol{\mathfrak{S}} = \boldsymbol{R} \downarrow \boldsymbol{\sigma}$  be the corotated Cauchy stress, and let  $\boldsymbol{V} \downarrow$  denote the pullback by the left stretch tensor  $\boldsymbol{V}$  (cf. Remark 2.2), then the Green-Naghdi rate of Cauchy stress can be obtained from

$$\dot{\boldsymbol{\sigma}}^{\text{GN}} = \boldsymbol{R} \uparrow \frac{\partial \boldsymbol{\mathfrak{S}}}{\partial t} = \text{L}_{(\boldsymbol{V} \downarrow \boldsymbol{v})} \boldsymbol{\sigma}.$$

PROOF. The first identity can be shown by a direct calculation

$$\boldsymbol{R} \uparrow \frac{\partial \boldsymbol{\mathfrak{S}}}{\partial t} = \boldsymbol{R} \uparrow \frac{\partial}{\partial t} (\boldsymbol{R} \downarrow \boldsymbol{\sigma}) = \boldsymbol{R} \cdot \left( \frac{\partial}{\partial t} (\boldsymbol{R}^\top \cdot \boldsymbol{\sigma} \cdot \boldsymbol{R}) \right) \cdot \boldsymbol{R}^\top = \dot{\boldsymbol{\sigma}} - \boldsymbol{\Omega} \cdot \boldsymbol{\sigma} + \boldsymbol{\sigma} \cdot \boldsymbol{\Omega} = \dot{\boldsymbol{\sigma}}^{\text{GN}}.$$

If  $\boldsymbol{R}$  is obtained from the left polar decomposition  $\boldsymbol{F} = \boldsymbol{V} \cdot \boldsymbol{R}$ , then  $\varphi \downarrow = \boldsymbol{F} \downarrow = \boldsymbol{R} \downarrow \circ \boldsymbol{V} \downarrow$  by the chain rule for pullbacks (Proposition A.5). Moreover,  $\boldsymbol{R} \downarrow = \varphi \downarrow \circ \boldsymbol{V} \uparrow$  and  $\boldsymbol{R} \uparrow = \boldsymbol{V} \downarrow \circ \varphi \uparrow$ , so finally, using Proposition A.11,

$$\boldsymbol{R} \uparrow \frac{\partial}{\partial t} (\boldsymbol{R} \downarrow \boldsymbol{\sigma}) = \boldsymbol{V} \downarrow \left( \varphi \uparrow \frac{\partial}{\partial t} (\varphi \downarrow (\boldsymbol{V} \uparrow \boldsymbol{\sigma})) \right) = \boldsymbol{V} \downarrow (\text{L}_{\boldsymbol{V}} (\boldsymbol{V} \uparrow \boldsymbol{\sigma})) = \text{L}_{(\boldsymbol{V} \downarrow \boldsymbol{v})} \boldsymbol{\sigma}. \quad \blacksquare$$

It can be summarized that the Zaremba-Jaumann rate and the Green-Naghdi rate are corotational, objective, and satisfy Prager's requirement, but they are not spatially covariant. The Oldroyd rate and the Truesdell rate meet the stronger condition of spatial covariance, but they include stretching parts, thus are not corotational, and they do not commute with index raising and lowering applied to their argument.

**Remark 3.4.** Although the Green-Naghdi rate is related to a Lie derivative through Proposition 3.8, that Lie derivative is not spatially covariant. The restriction arises from the flow generated by the "stretched" spatial velocity field  $\boldsymbol{V} \downarrow \boldsymbol{v}$  employed.  $\triangle$

**Remark 3.5.** The spatial rate of deformation or stretching  $\boldsymbol{d}$  is a fundamental kinematic quantity. In quoting [101], however, it should be noticed that "[...] by now the stretching has been known simply as a symmetric part of the velocity gradient, [...] and it has not been known whether or not it is really a rate of the change of a strain measure." Assume that  $\varphi : \mathcal{B} \rightarrow \mathcal{S}$  is a kind of motion of a three-dimensional body  $\mathcal{B}$  in  $\mathcal{S} = \mathbb{R}^3$  for which the principal axes of stretch are fixed, and let  $\boldsymbol{A}$ , in a Cartesian coordinate system, be the diagonal matrix containing the principal stretches  $\lambda_1, \lambda_2, \lambda_3$ . Then, according to [20], the rate of deformation is the diagonal matrix

$$\boldsymbol{d} = \dot{\boldsymbol{\Lambda}} \boldsymbol{A}^{-1},$$

with components  $d_{11} = \dot{\lambda}_1 / \lambda_1 = (\ln \boldsymbol{V})_{11} = \dot{e}_{11}$ ,  $d_{22} = \dot{e}_{22}$ , and  $d_{33} = \dot{e}_{33}$ , and  $\boldsymbol{e} = \ln \boldsymbol{V}$  being the spatial logarithmic strain or Hencky strain (Definition 2.16). Certain corotational and objective rates of  $\boldsymbol{e}$  can equal the rate of deformation for certain particular left stretch tensors  $\boldsymbol{V}$  [31, 34]. In their seminal paper [101]

finally prove that for all  $\mathbf{V}$  there is a unique corotational rate, called the *logarithmic rate*, of the Hencky strain  $\mathbf{e}$  which is identical to the rate of deformation:

$$\mathbf{d} = (\ln \overset{\circ}{\mathbf{V}})^{\log} = \dot{\mathbf{e}}^{\log} \stackrel{\text{def}}{=} \dot{\mathbf{e}} - \boldsymbol{\Omega}^{\log} \cdot \mathbf{e} + \mathbf{e} \cdot \boldsymbol{\Omega}^{\log} .$$

The calculation of the so-called *logarithmic spin*  $\boldsymbol{\Omega}^{\log}$ , however, is complicated for general cases [101]. Another important identity is that the upper Oldroyd rate of the so-called Finger strain  $\mathbf{a} \stackrel{\text{def}}{=} \frac{1}{2}(\mathbf{b} - \mathbf{i})$ , where  $\mathbf{b} = \mathbf{F} \cdot \mathbf{F}^T$  is the left Cauchy-Green tensor, equals spatial rate of deformation [14, 32]:

$$\dot{\mathbf{a}}^{\text{Ol}} = \mathbf{L}_v(\mathbf{a}^\sharp) = \dot{\mathbf{a}}^\sharp - \mathbf{l} \cdot \mathbf{a}^\sharp - \mathbf{a}^\sharp \cdot \mathbf{l}^T = \mathbf{d}^\sharp .$$

Therefore,  $\mathbf{d}$  is indeed an honest strain rate. △

## 4 Rate Constitutive Equations

There are basically two main groups of rate-independent constitutive equations (or material models) that are used in computational solid mechanical applications at large deformation. The elements of the first group are typically based on thermodynamical principles postulated at the outset, and they are commonly addressed with the prefix “hyper”: *hyperelasticity*, *hyperelasto-plasticity*, and *hyperplasticity*. The constitutive equations belonging to the second group usually ignore balance of energy and the axiom of entropy production. Many of them are based on an *ad hoc* extension of existing small-strain constitutive equations to the finite deformation range. Elements of the second group are called *Eulerian* or *spatial rate constitutive equations* and are commonly addressed with the prefix “hypo”: *hypoelasticity*, *hypoelasto-plasticity*, and *hypoplasticity*.

The following section gives a general introduction to spatial rate constitutive equations belonging to the second group. In spite of their shortcomings discussed, for example, in [80, 77], we point out that these material models remain widely used in computational continuum mechanics. This is because the same integration algorithms can be employed at both infinitesimal and finite deformations, as will be shown in Sect. 5. Many, if not the majority of finite element codes in solid mechanics employ rate constitutive equations for problems involving small or large inelastic deformations.

In this section we address only rate constitutive equations accounting for finite deformations. Readers who are not familiar with elasticity and classical elasto-plasticity at small strains should consult introductory texts on plasticity theory [15, 77]. We remark, however, that the general formulas presented here carry over to the case of infinitesimal deformations if the objective stress rate and rate of deformation are replaced with the common material time derivatives of stress and infinitesimal strain, respectively:

$$\dot{\boldsymbol{\sigma}} \Rightarrow \dot{\boldsymbol{\sigma}} \quad \text{and} \quad \mathbf{d} \Rightarrow \dot{\boldsymbol{\epsilon}}_{\text{lin}} .$$

The term *material model* or just *model* will be used as a synonym for constitutive equation. Without indicating it further, stress measures are taken with all indices raised, and strain measures with all indices lowered, e.g.  $\boldsymbol{\sigma} \stackrel{\text{def}}{=} \boldsymbol{\sigma}^\sharp$  and  $\mathbf{d} \stackrel{\text{def}}{=} \mathbf{d}^\flat$ . The dependence of a function on a point map, for example, on the motion  $\varphi$ , will be usually clear from the context. Moreover, we do not indicate time-dependence of a function explicitly, hence the argument or index  $t$  will be suppressed.

**Definition 4.1.** It proves convenient to define the following measures of stress and rate of deformation.

(i) The *negative mean Cauchy stress* and the *Cauchy stress deviator*

$$p \stackrel{\text{def}}{=} -\frac{1}{3} \text{tr} \boldsymbol{\sigma} \quad \text{and} \quad \boldsymbol{\sigma}_{\text{dev}} \stackrel{\text{def}}{=} \boldsymbol{\sigma} + p \mathbf{g}^\sharp ,$$

respectively.

(ii) The *von Mises stress* or *equivalent shear stress*

$$q \stackrel{\text{def}}{=} \sqrt{3J_2} = \sqrt{\frac{3}{2}} \|\boldsymbol{\sigma}_{\text{dev}}\| ,$$

in which

$$\begin{aligned} J_2 &\stackrel{\text{def}}{=} \frac{1}{2} \text{tr}(\boldsymbol{\sigma}_{\text{dev}}^2) = \frac{1}{3} (I_1(\boldsymbol{\sigma}))^2 - I_2(\boldsymbol{\sigma}) \\ &= \frac{1}{2} s_{ij} s_{ji} = \frac{1}{2} (s_{11}^2 + s_{22}^2 + s_{33}^2 + 2s_{12}^2 + 2s_{23}^2 + 2s_{13}^2) = \frac{1}{2} (s_1^2 + s_2^2 + s_3^2) \\ &= \frac{1}{6} ((\sigma_1 - \sigma_2)^2 + (\sigma_2 - \sigma_3)^2 + (\sigma_3 - \sigma_1)^2) . \end{aligned}$$

is the negative second principal invariant of the Cauchy stress deviator. Here  $I_1(\boldsymbol{\sigma})$  and  $I_2(\boldsymbol{\sigma})$  denote the first and second the principal invariants of the Cauchy stress, respectively. Moreover,  $s_{ij}$ , with  $i, j \in \{1, \dots, 3\}$  are the components of  $\boldsymbol{\sigma}_{\text{dev}}$  and  $\sigma_1, \sigma_2, \sigma_3$  the principal stresses in three-dimensional Euclidian space.

(iii) The *equivalent shear strain rate* and the *volumetric strain rate*

$$d_{\text{iso}} \stackrel{\text{def}}{=} \sqrt{\frac{2}{3} \text{tr}(\mathbf{d}_{\text{dev}}^2)} \quad \text{and} \quad d_{\text{vol}} \stackrel{\text{def}}{=} \text{tr} \mathbf{d} = d^k_k,$$

respectively, with  $\mathbf{d}_{\text{dev}} \stackrel{\text{def}}{=} \mathbf{d} - \frac{1}{3}(\text{tr} \mathbf{d})\mathbf{g}$ . ◇

## 4.1 Hypoelasticity

The use of spatial rate constitutive equations to characterize the mechanical behavior of materials is very attractive, especially from a numerical viewpoint. In addition, there is only a limited number of materials, e.g. rubber, whose elastic response resp. stress state can be derived as a whole, either from a finite strain measure (say  $\mathcal{C}$ ), or a free energy function. Truesdell [93] points out:

While the last few years have brought physical confirmation to the [hyperelastic; note from the author] finite strain theory for rubber, there remain many physical materials which are linearly elastic under small enough strain but which in large strain behave in a fashion the finite strain theory is not intended to represent.

This observation led to the development of hypoelastic rate constitutive equations [92, 93, 95].

**Definition 4.2.** The general *hypoelastic constitutive equation* is defined through

$$\dot{\boldsymbol{\sigma}}^* \stackrel{\text{def}}{=} \mathbf{h}(\boldsymbol{\sigma}, \mathbf{g}, \mathbf{d}) = \mathbf{a}(\boldsymbol{\sigma}, \mathbf{g}) : \mathbf{d} \quad (\text{linearity in } \mathbf{d}),$$

where  $\dot{\boldsymbol{\sigma}}^*$  can be any objective rate of Cauchy stress, and  $\mathbf{a}(\boldsymbol{\sigma}, \mathbf{g})$  is a spatial fourth-order tensor-valued function. To achieve the equivalence  $\mathbf{h}(\boldsymbol{\sigma}, \mathbf{g}, \mathbf{d}) = \mathbf{a}(\boldsymbol{\sigma}, \mathbf{g}) : \mathbf{d}$ , the function  $\mathbf{h}$  is required to be continuously differentiable in a neighborhood of  $\mathbf{d} = \mathbf{0}$ , so that  $\mathbf{h}$  is linear in  $\mathbf{d}$ ; note that  $\mathbf{a}(\boldsymbol{\sigma}, \mathbf{g}) = D\mathbf{h}(\boldsymbol{\sigma}, \mathbf{g}, \mathbf{0})$ , and that  $\mathbf{h}(\boldsymbol{\sigma}, \mathbf{g}, \mathbf{0}) = \mathbf{0}$ , i.e. zero rate of deformation produces zero objective stress rate. If only rate-independent response should be modeled, then  $\mathbf{h}$  must be *positively homogeneous of first degree* in  $\mathbf{d}$ , i.e.  $\mathbf{h}(\boldsymbol{\sigma}, \mathbf{g}, a\mathbf{d}) = a\mathbf{h}(\boldsymbol{\sigma}, \mathbf{g}, \mathbf{d})$  for all  $a > 0$ . ◇

**Definition 4.3.** A material is *hypoelastic of grade  $n$* , if  $\mathbf{a}(\boldsymbol{\sigma}, \mathbf{g})$  is a polynomial of degree  $n$  in the components of  $\boldsymbol{\sigma}$  [92, 95]. For  $n = 0$ , representing *hypoelasticity of grade zero*, the tensor  $\mathbf{a}(\mathbf{g})$  is independent of  $\boldsymbol{\sigma}$ . The simplest *ad hoc* choice compatible with this idea is the constant isotropic elasticity tensor

$$a^{ijkl} = K g^{ij} g^{kl} + 2G(g^{ik} g^{jl} + g^{il} g^{jk} - \frac{1}{3} g^{ij} g^{kl}).$$

Here  $g^{ij}$  are the components of the inverse metric,  $K = \lambda + \frac{2}{3}\mu$  is the *bulk modulus* or *modulus of compression*,  $G = \mu$  is the *shear modulus*, and  $\lambda, \mu$  are the *Lamé constants*. The considered grade-zero hypoelastic rate constitutive equation takes the equivalent forms

$$\dot{\boldsymbol{\sigma}}^* \stackrel{\text{def}}{=} K(\text{tr} \mathbf{d}) \mathbf{g}^\sharp + 2G \mathbf{d}_{\text{dev}}^\sharp \quad \text{resp.} \quad (\dot{\boldsymbol{\sigma}}^*)^{ij} \stackrel{\text{def}}{=} K d^k_k g^{ij} + 2G d_{\text{dev}}^{ij}$$

and

$$\dot{\boldsymbol{\sigma}}^* \stackrel{\text{def}}{=} \lambda(\text{tr} \mathbf{d}) \mathbf{g}^\sharp + 2\mu \mathbf{d}^\sharp. \quad \diamond$$

**Remark 4.1.** Within the hypoelasticity framework the stress is not necessarily path-independent such that hypoelastic constitutive equations generally produce non-zero dissipation in a closed cycle [77]. Bernstein [11] proposed conditions to proof if a certain hypoelastic model represents an elastic or even hyperelastic material, i.e. elastic in the sense of Cauchy and Green, respectively. If a certain hypoelastic model is elastic, additional conditions must hold so that the model represents a hyperelastic material. Simo and Pister [80] show that any grade-zero hypoelastic constitutive equation with constant isotropic tensor according to Definition 4.3 cannot represent an elastic material. Instead, the components of  $\mathbf{a}$  must be nontrivial functions of the Jacobian  $J$  of the motion, and must also reduce to the linear elastic case for  $J = 1$  [80]. △



**Remark 4.2.** Two decades ago, Xiao et al. [101, 100] proved that the grade-zero hypoelastic constitutive equation  $\dot{\boldsymbol{\sigma}}^* \stackrel{\text{def}}{=} K(\text{tr } \mathbf{d}) \mathbf{g}^\sharp + 2G \mathbf{d}_{\text{dev}}^\sharp$  is exactly integrable to define an isotropic elastic constitutive equation in the sense of Cauchy if and only if the stress rate  $\dot{\boldsymbol{\sigma}}^*$  on the left hand side is the so-called *logarithmic stress rate*

$$\dot{\boldsymbol{\sigma}}^{\text{log}} \stackrel{\text{def}}{=} \dot{\boldsymbol{\sigma}} - \boldsymbol{\Omega}^{\text{log}} \cdot \boldsymbol{\sigma} + \boldsymbol{\sigma} \cdot \boldsymbol{\Omega}^{\text{log}} .$$

The resulting finite strain constitutive equation is (see also Remark 3.5)

$$\boldsymbol{\sigma} = K(\text{tr } \mathbf{e}) \mathbf{g}^\sharp + 2G \mathbf{e}_{\text{dev}}^\sharp ,$$

where  $\mathbf{e} \stackrel{\text{def}}{=} \ln \mathbf{V}$  is the spatial logarithmic strain. Furthermore, Xiao et al. [102] show that if  $\boldsymbol{\sigma}$  is replaced with the Kirchhoff stress  $\boldsymbol{\tau} = J \boldsymbol{\sigma}$ , then the integrable-exactly hypoelastic constitutive rate equation  $\dot{\boldsymbol{\tau}}^{\text{log}} \stackrel{\text{def}}{=} \lambda(\text{tr } \mathbf{d}) \mathbf{g}^\sharp + 2\mu \mathbf{d}^\sharp$  defines the isotropic hyperelastic (i.e. Green-elastic) relation

$$\boldsymbol{\tau} = \lambda(\ln(\det \mathbf{V})) \mathbf{g}^\sharp + 2\mu \mathbf{e}^\sharp . \quad \triangle$$

**Remark 4.3.** According to the classical treatment in [95, p. 404], the stress rate  $\dot{\boldsymbol{\sigma}}^*$  in the general hypoelastic constitutive equation (Definition 4.2) can be any spatial objective rate of the Cauchy stress expressible in the form  $\dot{\boldsymbol{\sigma}}^* = \dot{\boldsymbol{\sigma}}^{\text{ZJ}} + \mathbf{f}(\boldsymbol{\sigma}, \mathbf{g}, \mathbf{d})$ , with a  $\binom{2}{0}$ -tensor-valued function  $\mathbf{f}$  linear in all arguments. Such objective rates include, for example, the Oldroyd rate and Truesdell rate (Definition 3.2), but not the Green-Naghdi rate (Definition 3.6). However, quoting Truesdell and Noll [95, p. 404], “[...] any advantage claimed for one such rate over another is pure illusion.” Indeed, any objective rate of the Cauchy stress can replace  $\dot{\boldsymbol{\sigma}}^*$  provided that the right hand side is properly adjusted. △

**Remark 4.4.** Although Truesdell and Noll [95, p. 405] point out that hypoelasticity of grade zero “[...] is not invariant under change of invariant stress rate” several articles are concerned with the following question [40, 105]: which objective stress rate should be applied to hypoelasticity of grade zero with constant isotropic elasticity tensor according to Definition 4.3? That question arises after Dienes [20] and others show that for hypoelasticity of grade zero the choice of the Zaremba-Jaumann rate of the Cauchy stress would lead to oscillating stress response in simple shear, which is indeed unacceptable (cf. Sect. 6). Nowadays, researchers agree that the question as posed is meaningless because the claim for a constant isotropic elasticity tensor under large deformations is yet unacceptable [80]. However, for arbitrary rate constitutive equations the question remains. According to Atluri [2] and Nemat-Nasser [55], it is not the Zaremba-Jaumann rate that generates the spurious stresses, but the constitutive rate equation relating the Zaremba-Jaumann rate of the response functions to their dependent variables. In particular, Atluri [2, p. 145] points out that

[...] all stress-rates are essentially equivalent when the constitutive equation is properly posed [i.e. if the terms by which the rates differ are incorporated into the constitutive equation; note from the author].

The author of the present paper strongly believes that this and other issues associated with rate constitutive equations could be considered obsolete if stated properly within the context of geometric constitutive theory [67, 69, 72]. △

## 4.2 Hypoelasto-Plasticity

Elasto-plastic constitutive equations in finite element codes for large deformation solid mechanical applications are mostly based on an *ad hoc* extension of classical small-strain elasto-plasticity to the finite deformation range [77]. The presumed “elastic” part is described by a hypoelastic model, hence the term *hypoelasto-plasticity* has been coined for that class of constitutive equations. In classical plasticity theory, plastic flow is understood as an irreversible process characterized in terms of the past material history.

**Definition 4.4.** The *past material history* up to current time  $t \in \mathbb{R}$  is defined as a map

$$]-\infty, t] \ni \tau \quad \mapsto \quad \{\boldsymbol{\sigma}(x, \tau), \boldsymbol{\alpha}(x, \tau)\} ,$$

where  $\boldsymbol{\alpha}(x, \tau) \stackrel{\text{def}}{=} \{\alpha_1(x, \tau), \dots, \alpha_k(x, \tau)\}$  is a set of (possibly tensor-valued) internal state variables, often referred to as the *hardening parameters* or *plastic variables*. ◇

**Definition 4.5.** Let  $\mathfrak{T}_{\text{sym}}^2$  be the set of symmetric  $\binom{2}{0}$ -tensor fields, and let the internal plastic variables  $\boldsymbol{\alpha} \stackrel{\text{def}}{=} \{\alpha_1, \dots, \alpha_k\}$  belong to the set identified through  $\mathcal{H} \stackrel{\text{def}}{=} \{\boldsymbol{\alpha} \mid \boldsymbol{\alpha} \in \mathcal{H}\}$ . A *state* of an elasto-plastic material is the pair  $(\boldsymbol{\sigma}, \boldsymbol{\alpha}) \in \mathfrak{T}_{\text{sym}}^2 \times \mathcal{H}$ . The ad hoc extension of classical small-strain elasto-plasticity to the finite deformation range then consists of the following elements [77]:

(i) *Additive decomposition.* The spatial rate of deformation tensor is additively decomposed into elastic and plastic parts:

$$\mathbf{d} \stackrel{\text{def}}{=} \mathbf{d}^e + \mathbf{d}^p, \quad \text{in components,} \quad d_{ij} \stackrel{\text{def}}{=} d_{ij}^e + d_{ij}^p.$$

(ii) *Stress response.* A hypoelastic rate constitutive equation of the form

$$\dot{\boldsymbol{\sigma}}^* = \mathbf{a}(\boldsymbol{\sigma}, \mathbf{g}) : (\mathbf{d} - \mathbf{d}^p)$$

characterizes the “*elastic*” *response*, where  $\dot{\boldsymbol{\sigma}}^*$  represents any objective stress rate.

(iii) *Elastic domain and yield condition.* A differentiable function  $f : \mathfrak{T}_{\text{sym}}^2 \times \mathfrak{T}_{\text{sym}}^2 \times \mathcal{H} \rightarrow \mathbb{R}$  is called the *yield condition*, and

$$\mathcal{A}_\sigma \stackrel{\text{def}}{=} \{(\boldsymbol{\sigma}, \boldsymbol{\alpha}) \in \mathfrak{T}_{\text{sym}}^2 \times \mathcal{H} \mid f(\boldsymbol{\sigma}, \mathbf{g}, \boldsymbol{\alpha}) \leq 0\}$$

is the set of *admissible states* in stress space; the explicit dependency on the metric  $\mathbf{g}$  is necessary in order to define invariants of  $\boldsymbol{\sigma}$  and  $\boldsymbol{\alpha}$ . An admissible state  $(\boldsymbol{\sigma}, \boldsymbol{\alpha}) \in \mathcal{A}_\sigma$  satisfying  $f(\boldsymbol{\sigma}, \mathbf{g}, \boldsymbol{\alpha}) < 0$  is said to belong to the *elastic domain* or to be an *elastic state*, and for  $f(\boldsymbol{\sigma}, \mathbf{g}, \boldsymbol{\alpha}) = 0$  the state is an *elasto-plastic state* lying on the *yield surface*. States with  $f > 0$  are not admissible.

(iv) *Flow rule and hardening law.* The evolution equations for  $\mathbf{d}^p$  and  $\boldsymbol{\alpha}$  are called the *flow rule* and *hardening law*, respectively:

$$\mathbf{d}^p \stackrel{\text{def}}{=} \lambda \mathbf{m}(\boldsymbol{\sigma}, \mathbf{g}, \boldsymbol{\alpha}) \quad \text{and} \quad \dot{\boldsymbol{\alpha}}^* \stackrel{\text{def}}{=} -\lambda \mathbf{h}(\boldsymbol{\sigma}, \mathbf{g}, \boldsymbol{\alpha}).$$

Here  $\mathbf{m}$  and  $\mathbf{h}$  are prescribed functions, and  $\lambda \geq 0$  is called the *consistency parameter* or *plastic multiplier*. The flow rule is called *associated* if  $\mathbf{m} = D_\sigma f$ , and *non-associated* if  $\mathbf{m}$  is obtained from a *plastic potential*  $g \neq f$  as  $\mathbf{m} = D_\sigma g$ . Within the *isotropic* hardening laws  $\boldsymbol{\alpha}$  usually represents the current radius of the yield surface, whereas  $\boldsymbol{\alpha}$  represents the center of the yield surface (*back stress*) in *kinematic* hardening laws.

(v) *Loading/unloading and consistency conditions.* It is assumed that  $\lambda \geq 0$  satisfies the *loading/unloading conditions*

$$\lambda \geq 0, \quad f(\boldsymbol{\sigma}, \mathbf{g}, \boldsymbol{\alpha}) \leq 0, \quad \text{and} \quad \lambda f(\boldsymbol{\sigma}, \mathbf{g}, \boldsymbol{\alpha}) = 0,$$

as well as the *consistency condition*

$$\lambda \dot{f}(\boldsymbol{\sigma}, \mathbf{g}, \boldsymbol{\alpha}) = 0. \quad \diamond$$

**Example 4.1 (Von Mises Plasticity).** Consider a well-known hypoelasto-plastic rate constitutive equation which is commonly referred to as *J<sub>2</sub>-plasticity with isotropic hardening* or *von Mises plasticity* in computational solid mechanics [53, 37, 77]. This model is applicable to metals and other materials because it includes the *von Mises yield condition*

$$f(\boldsymbol{\sigma}, \mathbf{g}, \sigma^y) \stackrel{\text{def}}{=} q(\boldsymbol{\sigma}, \mathbf{g}) - \sigma^y,$$

where  $q$  is the von Mises stress (Definition 4.1), and  $\sigma^y$  is the current yield stress given by the *linear hardening rule*

$$\sigma^y(\varepsilon^p) \stackrel{\text{def}}{=} \sigma^{y0} + E^p \varepsilon^p.$$

The *initial yield stress*  $\sigma^{y0}$  and the *plastic modulus*  $E^p$  are material constants in addition to the elastic constants  $E$  and  $\nu$  (or  $K$  and  $G$ ), and the *equivalent plastic strain*  $\varepsilon^p$  is understood as a function of the *plastic rate of deformation tensor*  $\mathbf{d}^p$ . Including the linear hardening rule produces bilinear elasto-plastic response with isotropic hardening mechanism. Bilinear in this context means that a one-dimensional bar in simple tension behaves elastic with Young’s modulus  $E$  until reaching the initial yield stress. Then plastic flow occurs and the material hardens according to the linear hardening rule. The *elasto-plastic tangent modulus* is given by the constant

$$E^t \stackrel{\text{def}}{=} \frac{E E^p}{E + E^p}.$$

Let the hypoelastic response be characterized by

$$\overset{\circ}{\boldsymbol{\sigma}}^{ZJ} = \mathbf{a}(\mathbf{g}) : (\mathbf{d} - \mathbf{d}^P),$$

where  $\mathbf{a}(\mathbf{g})$  is the constant isotropic elasticity tensor (Definition 4.3). Plastic flow is assumed to be associated, that is,

$$\mathbf{d}^P \stackrel{\text{def}}{=} \mathbf{d}_{\text{dev}}^P \stackrel{\text{def}}{=} \lambda \frac{\partial f}{\partial \boldsymbol{\sigma}} = \lambda \frac{3}{2q} \boldsymbol{\sigma}_{\text{dev}}^b = \lambda \sqrt{\frac{3}{2}} \mathbf{n}^b,$$

where  $\mathbf{n} \stackrel{\text{def}}{=} \boldsymbol{\sigma}_{\text{dev}} / \|\boldsymbol{\sigma}_{\text{dev}}\|$ , with  $\text{tr} \mathbf{n} = 0$ . Therefore, plastic straining is purely deviatoric, and the *hardening law*, representing the evolution of the radius of the von Mises yield surface, is given by

$$\dot{\sigma}^y = E^P \dot{\varepsilon}^P = E^P \sqrt{\frac{2}{3} \text{tr}((\mathbf{d}^P)^2)} = \lambda E^P \quad \text{resp.} \quad \dot{\varepsilon}^P = \lambda.$$

After substitution into the consistency condition during plastic loading, the plastic multiplier is obtained as

$$\lambda = \frac{2G}{3G + E^P} \sqrt{\frac{3}{2}} \mathbf{n} : \mathbf{d}_{\text{dev}},$$

which completes the model. Some algebraic manipulation finally results in the hypoelasto-plastic spatial rate constitutive equation

$$\overset{\circ}{\boldsymbol{\sigma}}^{ZJ} = \mathbf{a}^{\text{ep}}(\boldsymbol{\sigma}, \mathbf{g}, \varepsilon^P) : \mathbf{d},$$

in which the *elasto-plastic material tangent tensor* is given by

$$\mathbf{a}^{\text{ep}}(\boldsymbol{\sigma}, \mathbf{g}, \varepsilon^P) \stackrel{\text{def}}{=} \mathbf{a}(\mathbf{g}) - \frac{6G^2}{3G + E^P} \mathbf{n} \otimes \mathbf{n}$$

at plastic loading, and by  $\mathbf{a}^{\text{ep}}(\boldsymbol{\sigma}, \mathbf{g}, \varepsilon^P) = \mathbf{a}(\mathbf{g})$  at elastic loading and unloading, and neutral loading, respectively. The distinction of these types of loading is done with the aid of the yield condition and hardening rule, that is, the dependency of the function  $\mathbf{a}^{\text{ep}}$  on  $\varepsilon^P$  is implicit.  $\square$

### 4.3 Hypoplasticity

The notion of hypoplasticity, which is entirely different from that of hypoelasto-plasticity, has been introduced by Kolymbas [43], but the ideas behind are much older. Starting in the 1970's [29, 41], the development of hypoplastic rate constitutive equations has a clear focus on granular materials and applications in soil mechanics [8, 24, 28, 42, 56, 98].

**Definition 4.6.** The general *hypoplastic constitutive equation* for isotropic materials takes the form

$$\overset{\circ}{\boldsymbol{\sigma}}^* \stackrel{\text{def}}{=} \mathbf{h}(\boldsymbol{\sigma}, \mathbf{g}, \boldsymbol{\alpha}, \mathbf{d}),$$

where  $\overset{\circ}{\boldsymbol{\sigma}}^*$  represents any objective stress rate and  $\boldsymbol{\alpha}(x, t) \stackrel{\text{def}}{=} \{\alpha_1(x, t), \dots, \alpha_k(x, t)\}$  is a set of (possibly tensor-valued) internal state variables.  $\diamond$

Hypoplasticity can be understood as a generalization of hypoelasticity. In contrast to hypoelasticity, the hypoplastic response function  $\mathbf{h}$  is generally *nonlinear* in  $\mathbf{d}$  in order to describe dissipative behavior. Hypoplastic constitutive modeling basically means to fit the almost arbitrary tensor-valued response function  $\mathbf{h}$  to experimental data. That makes it to an *deductive* design approach, whereas elasto-plastic constitutive modeling is *inductive*. A basic requirement is that the desired function be as simple as possible. In the simplest hypoplastic model the objective stress rate  $\overset{\circ}{\boldsymbol{\sigma}}^*$  is regarded a nonlinear function of  $\mathbf{g}$  and  $\mathbf{d}$  only.

**Example 4.2.** Consider the case where  $\overset{\circ}{\boldsymbol{\sigma}}^* \stackrel{\text{def}}{=} \mathbf{h}(\boldsymbol{\sigma}, \mathbf{g}, \mathbf{d})$ . If rate-independent material should be described, then  $\mathbf{h}$  is required to be positively homogeneous of first degree in  $\mathbf{d}$ , so that for every  $a > 0$ ,  $\mathbf{h}(\boldsymbol{\sigma}, \mathbf{g}, a\mathbf{d}) = a\mathbf{h}(\boldsymbol{\sigma}, \mathbf{g}, \mathbf{d})$ . In this case, however,

$$\mathbf{h}(\boldsymbol{\sigma}, \mathbf{g}, \mathbf{d}) = \frac{\partial \mathbf{h}(\boldsymbol{\sigma}, \mathbf{g}, \mathbf{d})}{\partial \mathbf{d}} : \mathbf{d} = \mathbf{m}(\boldsymbol{\sigma}, \mathbf{g}, \mathbf{d}) : \mathbf{d}$$

by *Euler's theorem on homogeneous functions*, where  $\mathbf{m}$  is a spatial fourth-order tensor-valued function that explicitly depends on  $\mathbf{d}$ ; a proof can be done by differentiating both sides of  $f(a\mathbf{d}) = af(\mathbf{d})$  with respect to  $a$  and then applying the chain rule. The values of  $\mathbf{m}$  are referred to as *material tangent tensors*, as for other classes of rate constitutive equations. Due to constitutive frame invariance (Principle 2.1) the response function  $\mathbf{h}$  must be isotropic in all variables. It then follows that  $\dot{\boldsymbol{\sigma}}^* \stackrel{\text{def}}{=} \mathbf{h}(\boldsymbol{\sigma}, \mathbf{g}, \mathbf{d})$  has the representation (see [95, eq. (13.7)] and [43, eq. (15)])

$$\begin{aligned} \dot{\boldsymbol{\sigma}}^* &= \psi_0 \mathbf{g}^\sharp + \psi_1 \boldsymbol{\sigma} + \psi_2 \mathbf{d} + \psi_3 \boldsymbol{\sigma}^2 + \psi_4 \mathbf{d}^2 + \psi_5 (\boldsymbol{\sigma} \cdot \mathbf{d} + \mathbf{d} \cdot \boldsymbol{\sigma}) \\ &\quad + \psi_6 (\boldsymbol{\sigma}^2 \cdot \mathbf{d} + \mathbf{d} \cdot \boldsymbol{\sigma}^2) + \psi_7 (\boldsymbol{\sigma} \cdot \mathbf{d}^2 + \mathbf{d}^2 \cdot \boldsymbol{\sigma}) + \psi_8 (\boldsymbol{\sigma}^2 \cdot \mathbf{d}^2 + \mathbf{d}^2 \cdot \boldsymbol{\sigma}^2), \end{aligned}$$

where  $\psi_0, \dots, \psi_8$  are polynomials of the ten basic invariants  $\text{tr } \boldsymbol{\sigma}$ ,  $\text{tr}(\boldsymbol{\sigma}^2)$ ,  $\text{tr}(\boldsymbol{\sigma}^3)$ ,  $\text{tr } \mathbf{d}$ ,  $\text{tr}(\mathbf{d}^2)$ ,  $\text{tr}(\mathbf{d}^3)$ ,  $\text{tr}(\boldsymbol{\sigma} \cdot \mathbf{d})$ ,  $\text{tr}(\boldsymbol{\sigma} \cdot \mathbf{d}^2)$ ,  $\text{tr}(\boldsymbol{\sigma}^2 \cdot \mathbf{d})$ ,  $\text{tr}(\boldsymbol{\sigma}^2 \cdot \mathbf{d}^2)$ . Note that in the above equation the symbol  $^\sharp$  denoting index raising has been omitted for the  $\mathbf{d}$ -terms.  $\square$

## 5 Objective Time Integration

### 5.1 Fundamentals and Geometrical Setup

Determination of the motion  $\varphi : \mathcal{B} \times [0, T] \rightarrow \mathcal{S}$  from balance of linear momentum (Definition 2.22) requires the total Cauchy stress  $\boldsymbol{\sigma}$  at every time  $t \in [0, T]$ . If a given constitutive equation calculates only a rate of stress but not total stress, then the latter represents the solution of an initial value problem. A formal description of this situation is given below. For simplicity, we consider only rate constitutive equations that determine an objective corotational rate of Cauchy stress according to Definition 3.3. Recall that examples of such rates are the widely-used Zaremba-Jaumann rate (Definition 3.5) and Green-Naghdi rate (Definition 3.6).

**Definition 5.1.** The considered class of *corotational rate constitutive equations* takes the general form

$$\dot{\boldsymbol{\sigma}}^* \stackrel{\text{def}}{=} \mathbf{h}(\boldsymbol{\sigma}, \boldsymbol{\alpha}, \mathbf{d}) \stackrel{\text{def}}{=} \mathbf{m}(\boldsymbol{\sigma}, \boldsymbol{\alpha}) : \mathbf{d},$$

where  $\dot{\boldsymbol{\sigma}}^*$  is any objective corotational rate of Cauchy stress,  $\boldsymbol{\alpha}$  is a set of state variables in addition to stress,  $\mathbf{d}$  is the rate of deformation, and  $\mathbf{m}$  is the material tangent tensor. By defining

$$\bar{\mathbf{h}}(\boldsymbol{\sigma}, \boldsymbol{\alpha}, \mathbf{d}, \boldsymbol{\Lambda}) \stackrel{\text{def}}{=} \mathbf{h}(\boldsymbol{\sigma}, \boldsymbol{\alpha}, \mathbf{d}) + \boldsymbol{\Lambda} \cdot \boldsymbol{\sigma} - \boldsymbol{\sigma} \cdot \boldsymbol{\Lambda},$$

where  $\boldsymbol{\Lambda} = -\boldsymbol{\Lambda}^T$  is the spin tensor associated with  $\dot{\boldsymbol{\sigma}}^*$ , the constitutive equation takes the equivalent form  $\dot{\boldsymbol{\sigma}} = \bar{\mathbf{h}}(\boldsymbol{\sigma}, \boldsymbol{\alpha}, \mathbf{d}, \boldsymbol{\Lambda})$ . Moreover, each element in the set  $\boldsymbol{\alpha}$  is assumed to have evolution equations similar to those of stress, that is,  $\dot{\boldsymbol{\alpha}} = \mathbf{k}(\boldsymbol{\sigma}, \boldsymbol{\alpha}, \mathbf{d}, \boldsymbol{\Lambda})$ .  $\diamond$

**Definition 5.2.** An *incremental decomposition of time* is a disjoint union

$$[0, T] \stackrel{\text{def}}{=} \bigcup_{n=0}^{N-1} [t_n, t_{n+1}],$$

motivating a sequence  $(t_0 = 0, t_1 = t_0 + \Delta t_1, \dots, t_{n+1} = t_n + \Delta t_{n+1}, \dots, t_N = T)$  of discrete time steps  $t_{n+1} = t_n + \Delta t_{n+1}$  with *time increment*  $\Delta t_{n+1}$ . For simplicity, we assume that the time increment is constant, that is,  $\Delta t_{n+1} \equiv \Delta t$  such that  $t_{n+1} = (n+1)\Delta t$  for  $t_0 = 0$ . Let  $\varphi_n(\mathcal{B})$  and  $\varphi_{n+1}(\mathcal{B})$  be configurations of the material body  $\mathcal{B}$  at time  $t_n$  and  $t_{n+1}$ , respectively, then the incremental decomposition of stress is accordingly defined by

$$\boldsymbol{\sigma}_{n+1} \stackrel{\text{def}}{=} \boldsymbol{\sigma}_n + \Delta \boldsymbol{\sigma},$$

in which

$$\boldsymbol{\sigma}_n : \varphi_n(\mathcal{B}) \rightarrow T_0^2(\mathcal{S}), \quad \boldsymbol{\sigma}_n \stackrel{\text{def}}{=} \boldsymbol{\sigma}(t_n), \quad \text{and} \quad \Delta \boldsymbol{\sigma} \stackrel{\text{def}}{=} \int_{t_n}^{t_{n+1}} \dot{\boldsymbol{\sigma}}(t) dt.$$

Similar holds for the state variables.  $\diamond$

**Definition 5.3.** A *time integration* of the rate constitutive equation in Definition 5.1 determines the stress and material state,  $\{\boldsymbol{\sigma}, \boldsymbol{\alpha}\}$ , at time  $t = t_{n+1}$  by considering the differential equations

$$\dot{\boldsymbol{\sigma}}(t) = \bar{\mathbf{h}}(t, \boldsymbol{\sigma}(t), \boldsymbol{\alpha}(t), \mathbf{d}(t), \boldsymbol{\Lambda}(t)) \quad \text{and} \quad \dot{\boldsymbol{\alpha}}(t) = \mathbf{k}(t, \boldsymbol{\sigma}(t), \boldsymbol{\alpha}(t), \mathbf{d}(t), \boldsymbol{\Lambda}(t))$$

subject to the initial condition  $\{\boldsymbol{\sigma}, \boldsymbol{\alpha}\}|_{t=t_n} = \{\boldsymbol{\sigma}_n, \boldsymbol{\alpha}_n\}$ . The time integration is called *incrementally objective* [38] if the stress is exactly updated (i.e. without the generation of spurious stresses) for rigid motions  $\varphi_t : \mathcal{B} \rightarrow \mathcal{S}$  over the incremental time interval  $[t_n, t_{n+1}]$ , that is, if

$$\boldsymbol{\sigma}_{n+1} = \varphi \uparrow \boldsymbol{\sigma}_n = \mathbf{Q} \cdot \boldsymbol{\sigma}_n \cdot \mathbf{Q}^T,$$

where  $\mathbf{Q} \stackrel{\text{def}}{=} T\varphi$  is proper orthogonal. The same is required for tensor-valued state variables, if any.  $\diamond$

Since the rate constitutive equations are generally non-linear functions of their arguments, the time integration must be carried out numerically by employing suitable *time integration methods*; also called *stress integration methods* in the present context. The choice of the stress integration method plays a crucial role in numerical simulation of solid mechanical problems because it affects the stability of the solution process and the accuracy of the results. Most stress integration methods are customized for small-strain elasto-plastic resp. hypoelasto-plastic constitutive rate equations that include yield conditions. Early works include [45, 46, 54, 75, 81, 82, 99], and a comprehensive treatise is that of Simo and Hughes [77].

The time integration is usually split into two different phases: the objective update, which is only present at finite deformations, and the actual integration of the stress rate. The initial value problem associated with stress integration can be solved either by explicit schemes or implicit schemes. Explicit stress integration methods are formulations using known quantities at the beginning of the time step, like the forward Euler scheme. The procedure is straightforward, and the resulting equations are almost identical to the analytical set up. However, the simplicity of the implementation fronts the stability constraint and error accumulation during calculation, since generally no yield condition is enforced. Accuracy can be increased by partitioning the time increment into a number of substeps, and to perform automatic error control [82, 83].

Implicit stress integration methods are based on quantities taken with respect to the end of the time step, like the backward Euler scheme. Operator-split procedures are preferred to solve the coupled system of nonlinear equations. From a geometric standpoint, the implicit stress update with operator-split projects an elastically estimated trial state onto the yield surface. The plastic multiplier serves as the projection magnitude; the plastic multiplier is zero in case of elastic loading, unloading, and neutral loading. The yield condition is naturally enforced at the end of the time increment. Therefore, at the same increment size, implicit algorithms can be more accurate than explicit algorithms. The numerical implementation is, however, more complicated because generally the plastic multiplier has to be obtained from the yield condition by an iterative procedure. This also generates computational overburden. In spite of this, implicit stress integration methods became standard in small-strain elasto-plasticity and hypoelasto-plasticity.

**Remark 5.1.** Consider the initial value problem defined through

$$\dot{\mathbf{y}}(t) = \mathbf{f}(t, \mathbf{y}(t))$$

subject to the initial condition  $(t_n, \mathbf{y}_n)$ . A solution to that problem is a function  $\mathbf{y}$  that solves the differential equation for all  $t \in [t_n, t_{n+1}]$  and satisfies  $\mathbf{y}(t_n) = \mathbf{y}_n$ . Different approaches are available to obtain an approximate solution. The explicit *forward Euler method*, for example, uses a first-order approximation to the time derivative:

$$\dot{\mathbf{y}}(t) \approx \frac{\mathbf{y}(t_n + \Delta t) - \mathbf{y}(t_n)}{\Delta t}.$$

Setting  $\mathbf{y}(t_n) \stackrel{\text{def}}{=} \mathbf{y}_n$  and noting that  $\dot{\mathbf{y}}(t_n) = \mathbf{f}(t_n, \mathbf{y}(t_n))$  by definition, then

$$\mathbf{y}_{n+1} = \mathbf{y}_n + \Delta t \mathbf{f}(t_n, \mathbf{y}_n).$$

In contrast to explicit methods, the implicit integration methods use quantities defined at the end of the time increment. Since these are generally unknown, they have to be estimated and subsequently corrected by an iteration. For example, the *backward Euler method* uses the approximation

$$\dot{\mathbf{y}}(t) \approx \frac{\mathbf{y}(t_{n+1}) - \mathbf{y}(t_{n+1} - \Delta t)}{\Delta t},$$

by which

$$\mathbf{y}_{n+1} = \mathbf{y}_n + \Delta t \mathbf{f}(t_{n+1}, \mathbf{y}_{n+1}) .$$

Combination of both methods yields the *generalized midpoint rule*

$$\mathbf{y}_{n+1} = \mathbf{y}_n + \Delta t \mathbf{f}_{n+\theta} ,$$

where

$$\mathbf{f}_{n+\theta} \stackrel{\text{def}}{=} \theta \mathbf{f}(t_{n+1}, \mathbf{y}_{n+1}) + (1 - \theta) \mathbf{f}(t_n, \mathbf{y}_n) , \quad \text{mit } \theta \in [0, 1] .$$

The *Crank-Nicolson method* is obtained by setting  $\theta = \frac{1}{2}$ . △

The rotational terms of the stress rate (Definition 5.1) present at finite deformation render the integration of rate constitutive equations expensive compared to the infinitesimal case. Subsequent to the work of Hughes and Winget [38], who have introduced the notion of *incremental objectivity* formalized in Definition 5.3, several authors have developed or improved incrementally objective algorithms, e.g. [25, 37, 63, 66, 73, 77]. One basic methodology in formulating objective integration methods utilizes a *corotated* or *rotation-neutralized representation*. Within this approach, the basic quantities and evolution equations are locally transformed to a rotating coordinate system that remains unaffected by relative rigid motions; the local coordinate system “corotates” with the relative rotation of the body. Then, the constitutive equation is integrated in the corotated representation by using the algorithms outlined above, and is finally rotated back to the current spatial configuration at time  $t_n$ . The main advantage of this class of algorithms is that the integration of the rate constitutive equation can be carried out by the same methods at both infinitesimal and finite deformations.

The remainder of this section is largely based on [77, ch. 8] and [37]. It introduces the integration of rate constitutive equations for finite deformation problems. The main concern is the numerical method designed in such a way that the requirement of incremental objectivity is identically satisfied. Concerning details on stress integration methods at infinitesimal deformations the reader is referred to the cited literature, particularly [77].

A geometrical setup for objective integration of rate equations is introduced as follows. Consider a regular and sufficiently smooth motion  $\varphi : \mathcal{B} \times [0, T] \rightarrow \mathcal{S}$  of a material body  $\mathcal{B}$  in the  $m$ -dimensional Euclidian space  $\mathcal{S} = \mathbb{R}^m$ . Let  $\mathbf{v}(x, t)$  be the spatial velocity field of that motion, defined for every  $x = \varphi(X, t) \in \mathcal{S}$  and time  $t \in [0, T]$ , where  $X \in \mathcal{B}$ , and  $\mathbf{v}_t : \varphi_t(\mathcal{B}) \rightarrow T\mathcal{S}$  at fixed  $t$ . The spatial rate of deformation  $\mathbf{d}$ , with  $\mathbf{d}_t^p : \varphi_t(\mathcal{B}) \rightarrow T_2^0(\mathcal{S})$ , is understood as a measure of strain rate; indeed  $\mathbf{d}$  has been proven to be an honest strain rate just a few years ago (cf. Remark 3.5).

**Definition 5.4.** Let time be incrementally decomposed according to Definition 5.2 such that  $t_{n+1} = t_n + \Delta t \in [0, T]$ , with  $t_0 = 0$  and  $\Delta t > 0$ . Moreover, let

$$\varphi(\mathcal{B}, t_n) = \varphi_n(\mathcal{B}) \stackrel{\text{def}}{=} \{x_n = \varphi_n(X) \mid X \in \mathcal{B}\} \quad \subset \mathcal{S} = \mathbb{R}^m$$

be a given configuration of  $\mathcal{B}$  at time  $t_n \in [0, T]$ , and

$$\mathbf{u} \stackrel{\text{def}}{=} \mathbf{v} \Delta t : \quad \varphi_n(\mathcal{B}) \rightarrow T\mathcal{S}$$

a given *incremental spatial displacement field imposed on*  $\varphi_n(\mathcal{B})$  which is constant over the time increment  $[t_n, t_{n+1}]$ . The *incremental material displacement field* is then defined through  $\mathbf{U} = \mathbf{u} \circ \varphi_n$ . ◇

**Definition 5.5.** The *spatial finite strain tensor*  $\mathbf{e}$  at time  $t \in [0, T]$  is defined conceptually through

$$\mathbf{e}(x, t) \stackrel{\text{def}}{=} \mathbf{e}(x, 0) + \int_0^t \mathbf{d}(x, \tau) \, d\tau ,$$

where  $\mathbf{e}(x, 0)$  is given. The overall accuracy of the stress integration method is then affected by the approximate evaluation of the *finite strain increment*  $\Delta \mathbf{e} \stackrel{\text{def}}{=} \int_{t_n}^{t_{n+1}} \mathbf{d}(t) \, dt$  constant in  $[t_n, t_{n+1}]$ . ◇

According to Simo and Hughes [77, p. 279], the aim in developing objective integration algorithms

[...] is to find algorithmic approximations for spatial rate-like objects, in terms of the incremental displacements  $\mathbf{u}(x_n)$  and the time increment  $\Delta t$ , which exactly preserve proper invariance under superposed rigid body motions [...].

To achieve the objectives, we use the following.

**Definition 5.6.** A *one-parameter family of configurations* is the linear interpolation between  $\varphi_n$  and  $\varphi_{n+1}$  defined through

$$\varphi_{n+\theta} \stackrel{\text{def}}{=} \theta\varphi_{n+1} + (1-\theta)\varphi_n, \quad \text{with } \theta \in [0, 1].$$

Conceptually, the *intermediate configuration*  $\varphi_{n+\theta}$  is related to an intermediate time  $t_{n+\theta} = \theta t_{n+1} + (1-\theta)t_n = t_n + \theta\Delta t$ . The configuration  $\varphi_{n+1}$  in the Euclidian ambient space  $\mathbb{R}^m$  can be determined by adding the incremental displacements to the configuration at time  $t_n$ , that is,  $\varphi_{n+1}(X) = \varphi_n(X) + \mathbf{U}(X) \in T\mathbb{R}^m$ . Accordingly, the deformation gradient of  $\varphi_{n+\theta}$  is given by the relationship

$$\mathbf{F}_{n+\theta} = T\varphi_{n+\theta} = \theta\mathbf{F}_{n+1} + (1-\theta)\mathbf{F}_n, \quad \text{with } \theta \in [0, 1].$$

The *relative incremental deformation gradient* of the configuration  $\varphi_{n+\theta}(\mathcal{B})$  with respect to the configuration  $\varphi_n(\mathcal{B})$  is then defined through

$$\mathbf{f}_{n+\theta} \stackrel{\text{def}}{=} \mathbf{F}_{n+\theta} \cdot \mathbf{F}_n^{-1}, \quad \text{with } \theta \in [0, 1]. \quad \diamond$$

**Definition 5.7.** The *relative incremental displacement gradient* is the tensor field  $\nabla_{n+\theta}\mathbf{u} \in \mathfrak{T}_1^1(\mathcal{S})$  which has the local representative

$$(\nabla_{n+\theta}\mathbf{u})(x_{n+\theta}) \stackrel{\text{def}}{=} \left( \frac{\partial u^i(x_{n+\theta})}{\partial x_{n+\theta}^k} + u^j(x_{n+\theta})\gamma_j^i{}^k \right) \mathbf{d}x_{n+\theta}^k \otimes \frac{\partial}{\partial x_{n+\theta}^i}.$$

at  $x_{n+\theta} \stackrel{\text{def}}{=} \varphi_{n+\theta}(X)$ , where  $u^i(x_{n+\theta}) \stackrel{\text{def}}{=} U^i(X)|_{X=\varphi_{n+\theta}^{-1}(x_{n+\theta})}$  are the *components of the incremental displacements referred to the configuration*  $\varphi_{n+\theta}(\mathcal{B})$ . The spatial connection coefficients  $\gamma_j^i{}^k$  are understood to be taken with respect to  $x_{n+\theta}$ . In a spatial Cartesian coordinate system  $\{z^b\}$ , recall that  $\nabla_{n+\theta}\mathbf{u}$  can likewise be expressed by

$$(\nabla_{n+\theta}\mathbf{u})(x_{n+\theta}) \equiv \frac{\partial \mathbf{u}(x_{n+\theta})}{\partial \mathbf{x}_{n+\theta}} = \frac{\partial u_z^b(x_{n+\theta})}{\partial z_{n+\theta}^d} \mathbf{e}_d \otimes \mathbf{e}_b,$$

where  $z_{n+\theta}^d \stackrel{\text{def}}{=} z^d(x_{n+\theta})$ . \(\diamond\)

**Definition 5.8.** The *relative right Cauchy-Green tensor*  $\mathbf{C}_{n+1}$  and the *relative Green-Lagrange strain*  $\mathbf{E}_{n+1}$  of the configuration  $\varphi_{n+1}(\mathcal{B})$  with respect to the configuration  $\varphi_n(\mathcal{B})$  are defined by

$$\mathbf{C}_{n+1} \stackrel{\text{def}}{=} \mathbf{f}_{n+1}^\top \cdot \mathbf{f}_{n+1} \quad \text{and} \quad 2\mathbf{E}_{n+1} \stackrel{\text{def}}{=} \mathbf{C}_{n+1} - \mathbf{I} \quad \in \mathfrak{T}_1^1(\varphi_n(\mathcal{B})),$$

respectively; composition with the map  $\varphi$  has been dropped.  $\mathbf{I}$  is the unit tensor on  $\varphi_n(\mathcal{B})$ . On the other hand, define the *relative left Cauchy-Green tensor*  $\mathbf{b}_{n+1}$  and the *relative Euler-Almansi strain*  $\mathbf{e}_{n+1}^{\text{EA}}$  of the configuration  $\varphi_{n+1}(\mathcal{B})$  relative to  $\varphi_n(\mathcal{B})$  through

$$\mathbf{b}_{n+1} \stackrel{\text{def}}{=} \mathbf{f}_{n+1} \cdot \mathbf{f}_{n+1}^\top \quad \text{and} \quad 2\mathbf{e}_{n+1}^{\text{EA}} \stackrel{\text{def}}{=} \mathbf{i} - \mathbf{b}_{n+1}^{-1} \quad \in \mathfrak{T}_1^1(\mathcal{S}),$$

respectively. Here  $\mathbf{i}$  is the unit tensor on  $\mathcal{S}$ . \(\diamond\)

By these definitions and the basic relationships of Section 2, the next results are obtained; see [77, secs. 8.1 and 8.3] for full proofs with respect to Cartesian frames.

**Proposition 5.1.** Let  $[t_n, t_{n+1}]$  be an incremental time interval,  $t_{n+1} = t_n + \Delta t$ , and let  $\theta \in [0, 1]$ . Then,

(i) the relative incremental deformation and displacement gradients are equivalent to

$$\mathbf{f}_{n+\theta} = \mathbf{I} + \theta(\nabla_n\mathbf{u})^\top \quad \text{and} \quad (\nabla_{n+\theta}\mathbf{u})^\top = (\nabla_n\mathbf{u})^\top \cdot \mathbf{f}_{n+\theta}^{-1},$$

respectively, where  $\nabla_n\mathbf{u}(x_n) \equiv \partial\mathbf{u}(x_n)/\partial\mathbf{x}_n$  in Cartesian coordinates,

(ii) objective approximations to the spatial rate of deformation in  $[t_n, t_{n+1}]$  are

$$\begin{aligned} \mathbf{d}_{n+\theta}^b &= \frac{1}{\Delta t} \mathbf{f}_{n+\theta}^{-\top} \cdot \mathbf{E}_{n+1}^b \cdot \mathbf{f}_{n+\theta}^{-1}, \\ \mathbf{d}_{n+\theta}^b &= \frac{1}{\Delta t} \mathbf{f}_{n+\theta}^{-\top} \cdot \mathbf{f}_{n+1}^\top \cdot (\mathbf{e}_{n+1}^{\text{EA}})^b \cdot \mathbf{f}_{n+1} \cdot \mathbf{f}_{n+\theta}^{-1}, \quad \text{and} \\ \mathbf{d}_{n+\theta} &= \frac{1}{2\Delta t} ((\nabla_{n+\theta}\mathbf{u})^\top + \nabla_{n+\theta}\mathbf{u} + (1-2\theta)(\nabla_{n+\theta}\mathbf{u})^\top \cdot \nabla_{n+\theta}\mathbf{u}), \end{aligned}$$

(iii) an algorithmic approximations to the vorticity is

$$\boldsymbol{\omega}_{n+\theta} = \frac{1}{2\Delta t} \left( (\nabla_{n+\theta} \mathbf{u})^T - \nabla_{n+\theta} \mathbf{u} \right) .$$

**Proposition 5.2.** Let  $\mathbf{s} \in \mathfrak{T}_2^0(\mathcal{S})$  be a covariant second-order spatial tensor field in  $[t_n, t_{n+1}]$ , then (objective) algorithmic approximations to its Lie derivative are provided through

$$\mathbf{L}_v \mathbf{s}_{n+\theta} = \frac{1}{\Delta t} \mathbf{f}_{n+\theta}^{-T} \cdot \mathbf{f}_{n+1}^T \cdot \mathbf{s}_{n+1} \cdot \mathbf{f}_{n+1} \cdot \mathbf{f}_{n+\theta}^{-1} .$$

PROOF. This follows from the second equation in Proposition 5.1(ii) by similarity to Proposition 2.7 and using Propositions 2.1 and 2.3.  $\blacksquare$

**Remark 5.2.** Propositions 5.1 and 5.2 are remarkable in the sense that, by Definition 5.7, the approximations to the discrete rate of deformation, the discrete vorticity, and the discrete Lie derivative in  $[t_n, t_{n+1}]$  can be obtained with the aid of either total or incremental deformation gradients. These discrete spatial variables thus do not depend on the choice of a reference configuration, which is consistent to the continuous theory.  $\triangle$

**Definition 5.9.** The *algorithmic finite strain increment* or *incremental finite strain tensor* is defined by

$$\Delta \tilde{\mathbf{e}}_{n+\theta} \stackrel{\text{def}}{=} \mathbf{d}_{n+\theta} \Delta t ,$$

where  $\mathbf{d}_{n+\theta}$  is according to Proposition 5.1(ii). Hence,  $\Delta \tilde{\mathbf{e}}_{n+\theta}$  is likewise incrementally objective.  $\diamond$

**Remark 5.3.** For the choice  $\theta = 0$ ,  $\Delta \tilde{\mathbf{e}}_{n+\theta}$  coincides with the relative Green-Lagrange strain  $\mathbf{E}_{n+1}$ . In case of  $\theta = 1$ ,  $\Delta \tilde{\mathbf{e}}_{n+\theta}$  is identical to the relative Euler-Almansi strain  $\mathbf{e}_{n+1}^{\text{EA}}$ . This follows directly from Definition 5.8 and Proposition 5.1(ii). Hughes [37] has shown that Definition 5.9 is a first-order approximation to the finite strain increment (Definition 5.5) for all  $\theta$ . If  $\theta = \frac{1}{2}$ , then the approximation is second-order accurate. Moreover, for  $\theta = \frac{1}{2}$ , referred to as the *midpoint strain increment*, the approximation is linear in  $\mathbf{u}$  (cf. Proposition 5.1(ii)). Therefore, the midpoint strain increment is the most attractive expression from the viewpoint of implementation.  $\triangle$

## 5.2 Algorithm of Hughes and Winget

The algorithm of Hughes and Winget [38] is probably the most widely used objective stress integration method in nonlinear finite element programs. It considers a class of constitutive rate equations of the form  $\overset{\circ}{\boldsymbol{\sigma}}^{\text{ZJ}} = \mathbf{m}(\boldsymbol{\sigma}, \boldsymbol{\alpha}) : \mathbf{d}$  or, equivalently,

$$\overset{\circ}{\boldsymbol{\sigma}} \stackrel{\text{def}}{=} \mathbf{m}(\boldsymbol{\sigma}, \boldsymbol{\alpha}) : \mathbf{d} + \boldsymbol{\omega} \cdot \boldsymbol{\sigma} - \boldsymbol{\sigma} \cdot \boldsymbol{\omega} ,$$

where  $\overset{\circ}{\boldsymbol{\sigma}}^{\text{ZJ}}$  is the Zaremba-Jaumann rate of Cauchy stress (Definition 3.5). Recall from Sect. 3.2 that  $\overset{\circ}{\boldsymbol{\sigma}}^{\text{ZJ}}$  is a corotational rate of  $\boldsymbol{\sigma}$  defined by the spin  $\boldsymbol{\omega} = -\boldsymbol{\omega}^T$ . The spin generates a one-parameter group of proper orthogonal transformations by solving

$$\dot{\mathfrak{R}} = \boldsymbol{\omega} \cdot \mathfrak{R} , \quad \text{subject to} \quad \mathfrak{R}|_{t=0} = \mathbf{I} ,$$

where  $\mathfrak{R}$  is a proper orthogonal two-point tensor (cf. Definition 3.4).

Based on the observations summarized in Remark 5.3, Hughes and Winget [38] employ time-centered ( $\theta = \frac{1}{2}$ ) approximations of  $\mathbf{d}$  and  $\boldsymbol{\omega}$ . This leads to a *midpoint strain increment* and *midpoint rotation increment* as follows.

**Proposition 5.3.** Let  $\Delta \tilde{\mathbf{e}}_{n+1/2} \stackrel{\text{def}}{=} \mathbf{d}_{n+1/2} \Delta t$  and  $\Delta \tilde{\boldsymbol{r}}_{n+1/2} \stackrel{\text{def}}{=} \boldsymbol{\omega}_{n+1/2} \Delta t$ , then

$$\Delta \tilde{\mathbf{e}}_{n+1/2} = \frac{1}{2} \left( (\nabla_{n+1/2} \mathbf{u})^T + \nabla_{n+1/2} \mathbf{u} \right) \quad \text{and} \quad \Delta \tilde{\boldsymbol{r}}_{n+1/2} = \frac{1}{2} \left( (\nabla_{n+1/2} \mathbf{u})^T - \nabla_{n+1/2} \mathbf{u} \right) ,$$

respectively, where

$$(\nabla_{n+1/2} \mathbf{u})^T = 2(\mathbf{f}_{n+1} - \mathbf{I})(\mathbf{f}_{n+1} + \mathbf{I})^{-1} .$$

PROOF. By straightforward application of Proposition 5.1. Similar expressions have been derived in [63, eq. (41)] and [66, eq. (36)].  $\blacksquare$



The proof of the next statement is one of the main concerns of [38].

**Proposition 5.4.** *The generalized midpoint rule (Remark 5.1), with  $\theta = \frac{1}{2}$ , is used to approximately integrate  $\mathfrak{R} = \boldsymbol{\omega} \cdot \mathfrak{R}$  subject to  $\mathfrak{R}|_{t=0} = \mathbf{I}$ , resulting in the proper orthogonal relative rotation*

$$\Delta\mathfrak{R} = \mathfrak{R}_{n+1} \cdot \mathfrak{R}_n^{\text{T}} = (\mathbf{I} - \frac{1}{2}\Delta\tilde{\mathbf{r}}_{n+1/2})^{-1}(\mathbf{I} + \frac{1}{2}\Delta\tilde{\mathbf{r}}_{n+1/2}).$$

**Definition 5.10.** The objective stress integration method of Hughes and Winget [38] can be summarized as

$$\boldsymbol{\sigma}_{n+1} \stackrel{\text{def}}{=} \boldsymbol{\sigma}'_{n+1} + \Delta\boldsymbol{\sigma},$$

where

$$\Delta\boldsymbol{\sigma} \stackrel{\text{def}}{=} \mathbf{y}(\boldsymbol{\sigma}'_{n+1}, \boldsymbol{\alpha}'_{n+1}, \Delta\tilde{\boldsymbol{\epsilon}}_{n+1/2}), \quad \boldsymbol{\sigma}'_{n+1} \stackrel{\text{def}}{=} \Delta\mathfrak{R} \uparrow \boldsymbol{\sigma}_n = \Delta\mathfrak{R} \cdot \boldsymbol{\sigma}_n \cdot \Delta\mathfrak{R}^{\text{T}}, \quad \boldsymbol{\alpha}'_{n+1} \stackrel{\text{def}}{=} \Delta\mathfrak{R} \uparrow \boldsymbol{\alpha}_n,$$

$\Delta\mathfrak{R}$  is calculated according to Proposition 5.4, and  $\Delta\mathfrak{R} \uparrow$  denotes the associated pushforward. The update, properly adjusted, has to be applied to any tensor-valued material state variable. The complete procedure is in Alg. 1, and incremental objectivity has been proven in [38, 37].  $\diamond$

---

**Algorithm 1:** Objective integration of rate equations according to Hughes and Winget [38].

---

**Input:** geometry  $\mathbf{x}_n$ , incremental displacements  $\mathbf{u}$ , stress  $\boldsymbol{\sigma}_n$ , and state variables  $\boldsymbol{\alpha}_n$

**Output:**  $\boldsymbol{\sigma}_{n+1}$ ,  $\boldsymbol{\alpha}_{n+1}$ , and material tangent tensor  $\mathbf{m}$

- 1 compute  $\mathbf{f}_{n+1} = \mathbf{I} + (\nabla_n \mathbf{u})^{\text{T}}$  and  $(\nabla_{n+1/2} \mathbf{u})^{\text{T}} = 2(\mathbf{f}_{n+1} - \mathbf{I})(\mathbf{f}_{n+1} + \mathbf{I})^{-1}$ ;
  - 2 obtain midpoint strain increment  $\Delta\tilde{\boldsymbol{\epsilon}}_{n+1/2}$  and rotation increment  $\Delta\tilde{\mathbf{r}}_{n+1/2}$  (Prop. 5.3);
  - 3 compute  $\Delta\mathfrak{R} = (\mathbf{I} - \frac{1}{2}\Delta\tilde{\mathbf{r}}_{n+1/2})^{-1}(\mathbf{I} + \frac{1}{2}\Delta\tilde{\mathbf{r}}_{n+1/2})$ ;
  - 4 rotate stress and state variables by  $\Delta\mathfrak{R}$ , resulting in  $\boldsymbol{\sigma}'_{n+1}$  and  $\boldsymbol{\alpha}'_{n+1}$ , respectively;
  - 5 integrate constitutive equation using  $\Delta\tilde{\boldsymbol{\epsilon}}_{n+1/2}$ ,  $\boldsymbol{\sigma}'_{n+1}$ ,  $\boldsymbol{\alpha}'_{n+1}$  as for infinitesimal deformations;
  - 6 compute material tangent tensor  $\mathbf{m}$  if necessary;
- 

**Remark 5.4.** The stress update can be interpreted as follows. The full amount of relative rotation  $\Delta\mathfrak{R}$  over the time increment  $[t_n, t_{n+1}]$  is applied instantaneously to the stress at time  $t_n$ ,  $\boldsymbol{\sigma}_n$ , in order to account for rigid body motion. The rotated stress  $\boldsymbol{\sigma}'_{n+1}$ , more precisely, the  $\Delta\mathfrak{R}$ -pushforward of  $\boldsymbol{\sigma}_n$ , the rotated state variables  $\boldsymbol{\alpha}'_{n+1}$  etc., are then passed to the procedure that integrates the rate constitutive equation without any rotational terms by the methods outlined in Section 5.1. It is emphasized that no choice of such a integration procedure, e.g. explicit or implicit, is defined by Hughes and Winget's algorithm. However, in case where the material tangent tensor,  $\mathbf{m}(\boldsymbol{\sigma}, \boldsymbol{\alpha})$ , is an isotropic function of its arguments and explicit stress integration is employed, the stress increment can be obtained in closed-form from

$$\Delta\boldsymbol{\sigma} = \mathbf{m}(\boldsymbol{\sigma}'_{n+1}, \boldsymbol{\alpha}'_{n+1}) : \Delta\tilde{\boldsymbol{\epsilon}}_{n+1/2}. \quad \triangle$$

**Remark 5.5.** Alg. 1 places a restriction to the magnitude of  $\|\Delta\tilde{\mathbf{r}}_{n+1/2}\| = \|\boldsymbol{\omega}_{n+1/2}\|\Delta t$ . From the approximation  $\frac{1}{2}\|\Delta\tilde{\mathbf{r}}_{n+1/2}\| \approx \tan \|\frac{1}{2}\Delta\tilde{\mathbf{r}}_{n+1/2}\|$ , [77, eq. 8.3.24], it follows that  $\Delta\mathfrak{R}$  according to Proposition 5.4 is defined only for  $\|\frac{1}{2}\Delta\tilde{\mathbf{r}}_{n+1/2}\| < 180^\circ$ .  $\triangle$

### 5.3 Algorithms Using a Corotated Configuration

The class of algorithms discussed in the following are ideally suited for corotational rate constitutive equations (Definition 5.1). These algorithms go back at least to Nagtegaal and Veldpaus [53] and Hughes [37]. Recall from Section 3.2 that any corotational rate of a spatial second-order tensor involves a spin  $\boldsymbol{\Lambda} = -\boldsymbol{\Lambda}^{\text{T}}$ . The spin generates a one-parameter group of rotations associated with the initial value problem  $\dot{\mathfrak{R}} = \boldsymbol{\Lambda} \cdot \mathfrak{R}$  subject to  $\mathfrak{R}|_{t=0} = \mathbf{I}$ , see Definition 3.4, where  $\mathfrak{R}$  is proper orthogonal, i.e. a rotation. The crucial observation that leads to the considered class of algorithms can then be stated as follows.

**Proposition 5.5.** *Let  $\dot{\boldsymbol{\sigma}}^* = \dot{\boldsymbol{\sigma}} - \boldsymbol{\Lambda} \cdot \boldsymbol{\sigma} + \boldsymbol{\sigma} \cdot \boldsymbol{\Lambda}$  be any corotational rate of Cauchy stress defined by the spin tensor  $\boldsymbol{\Lambda} = \mathfrak{R} \cdot \mathfrak{R}^{\text{T}}$ , then*

$$\dot{\boldsymbol{\sigma}}^* = \mathbf{h}(\boldsymbol{\sigma}, \boldsymbol{\alpha}, \mathbf{d}) \quad \text{and} \quad \mathfrak{R} \uparrow \frac{\partial}{\partial t} (\mathfrak{R} \downarrow \boldsymbol{\sigma}) = \mathfrak{R} \uparrow (\mathfrak{R} \downarrow \mathbf{h}(\mathfrak{R} \downarrow \boldsymbol{\sigma}, \mathfrak{R} \downarrow \boldsymbol{\alpha}, \mathfrak{R} \downarrow \mathbf{d}))$$

are equivalent rate constitutive equations.

PROOF. Equivalence of the left hand sides of both equations has been shown in Proposition 3.8 for the particular choice of the Green-Naghdi rate,  $\overset{\circ}{\sigma}^* = \overset{\circ}{\sigma}^{\text{GN}}$ . On the other hand, by Definition 2.30 in conjunction with Definition A.28,

$$\mathfrak{R}\downarrow(\mathbf{h}(\boldsymbol{\sigma}, \boldsymbol{\alpha}, \mathbf{d})) = (\mathfrak{R}\downarrow\mathbf{h})(\mathfrak{R}\downarrow\boldsymbol{\sigma}, \mathfrak{R}\downarrow\boldsymbol{\alpha}, \mathfrak{R}\downarrow\mathbf{d}).$$

Pushforward by  $\mathfrak{R}$  on both sides then yields

$$(\mathfrak{R}\uparrow \circ \mathfrak{R}\downarrow)(\mathbf{h}(\boldsymbol{\sigma}, \boldsymbol{\alpha}, \mathbf{d})) = \mathbf{h}(\boldsymbol{\sigma}, \boldsymbol{\alpha}, \mathbf{d}) = \mathfrak{R}\uparrow(\mathfrak{R}\downarrow\mathbf{h}(\mathfrak{R}\downarrow\boldsymbol{\sigma}, \mathfrak{R}\downarrow\boldsymbol{\alpha}, \mathfrak{R}\downarrow\mathbf{d}))$$

as desired.  $\blacksquare$

The proposition formalizes how to replace a corotational rate by the usual time derivative. Consequently, a corotational rate constitutive equation can be integrated by transforming all variables to the corotating  $\mathfrak{R}$ -system, performing the update of the stress and state variables, and then rotating the updated stress tensor back to the current configuration.

**Definition 5.11.** Let  $\overset{\circ}{\sigma}^* = \mathbf{m}(\boldsymbol{\sigma}, \boldsymbol{\alpha}) : \mathbf{d}$  be a corotational rate constitutive equation for the Cauchy stress defined by the spin  $\mathbf{A} = \dot{\mathfrak{R}} \cdot \mathfrak{R}^{\text{T}}$  (see also Sect. 3.2). A *general class of objective algorithms based on a corotated configuration* is then defined by

$$\boldsymbol{\sigma}_{n+1} \stackrel{\text{def}}{=} \mathfrak{R}_{n+1} \cdot (\boldsymbol{\mathfrak{S}}_n + \Delta\boldsymbol{\mathfrak{S}}_{n+\theta}) \cdot \mathfrak{R}_{n+1}^{\text{T}},$$

where  $\theta \in [0, 1]$ ,

$$\begin{aligned} \boldsymbol{\mathfrak{S}}_n &\stackrel{\text{def}}{=} \mathfrak{R}_n \downarrow \boldsymbol{\sigma}_n = \mathfrak{R}_n^{\text{T}} \cdot \boldsymbol{\sigma}_n \cdot \mathfrak{R}_n, & \Delta\boldsymbol{\mathfrak{S}}_{n+\theta} &\stackrel{\text{def}}{=} \mathbf{f}_{n+\theta}(\boldsymbol{\mathfrak{S}}_{n+\theta}, \boldsymbol{\mathfrak{A}}_{n+\theta}, \Delta\boldsymbol{\mathfrak{E}}_{n+\theta}), \\ \Delta\boldsymbol{\mathfrak{E}}_{n+\theta} &\stackrel{\text{def}}{=} \mathfrak{R}_{n+\theta} \downarrow \tilde{\boldsymbol{\epsilon}}_{n+\theta} = \mathfrak{R}_{n+\theta}^{\text{T}} \cdot \Delta\tilde{\boldsymbol{\epsilon}}_{n+\theta} \cdot \mathfrak{R}_{n+\theta}, \end{aligned}$$

and  $\boldsymbol{\mathfrak{A}} \stackrel{\text{def}}{=} \mathfrak{R}\downarrow\boldsymbol{\alpha}$ . The stress increment  $\Delta\boldsymbol{\mathfrak{S}}_{n+\theta}$  is evaluated at some *rotation-neutralized* intermediate configuration specified by the actual integration algorithm using  $\theta \in [0, 1]$  and an associated rotation  $\mathfrak{R}_{n+\theta}$ . This evaluation is denoted conceptually, but without loss of generality, by the response function  $\mathbf{f}_{n+\theta}$  representing an explicit or implicit stress integration method (cf. Sect. 5.1). The tensor  $\Delta\boldsymbol{\mathfrak{E}}_{n+\theta}$  is called the *algorithmic corotated finite strain increment*, and  $\Delta\tilde{\boldsymbol{\epsilon}}_{n+\theta}$  (Definition 5.9) is regarded as given. The algorithm is incrementally objective provided that  $\mathfrak{R}_n$ ,  $\mathfrak{R}_{n+\theta}$ , and  $\mathfrak{R}_{n+1}$  are properly determined:

Case (i):  $\mathbf{A} = \boldsymbol{\Omega}$ ,  $\mathfrak{R} = \mathbf{R}$ . The rate constitutive equation is formulated in terms of the Green-Naghdi stress rate, that is,  $\overset{\circ}{\sigma}^* = \overset{\circ}{\sigma}^{\text{GN}}$ . Recall that  $\mathbf{R}$  is the rotation tensor resulting from the polar decomposition of the deformation gradient, and  $\boldsymbol{\Omega} = \dot{\mathbf{R}} \cdot \mathbf{R}^{\text{T}}$ .

Case (ii):  $\mathbf{A} = \boldsymbol{\omega}$ ,  $\mathfrak{R} \neq \mathbf{R}$ . The rate constitutive equation is formulated in terms of the Zaremba-Jaumann stress rate, that is,  $\overset{\circ}{\sigma}^* = \overset{\circ}{\sigma}^{\text{ZJ}}$ , requiring proper integration of  $\dot{\mathfrak{R}} = \boldsymbol{\omega} \cdot \mathfrak{R}$  (cf. Sect. 5.2).  $\diamond$

**Remark 5.6.** The above algorithm employs the generalized midpoint rule (Remark 5.1), that is,  $\boldsymbol{\mathfrak{S}}_{n+1} = \boldsymbol{\mathfrak{S}}_n + \Delta\boldsymbol{\mathfrak{S}}_{n+\theta}$ , to emphasize that the general procedure is not affected by the choice of  $\theta \in [0, 1]$ . If, for example, an explicit stress integration procedure ( $\theta = 0$ ) is applied to the rate constitutive equation in the  $\mathfrak{R}$ -system, then the stress increment can be calculated in closed-form:

$$\Delta\boldsymbol{\mathfrak{S}}_n = (\mathfrak{R}\downarrow\mathbf{m})(\boldsymbol{\mathfrak{S}}_n, \boldsymbol{\mathfrak{A}}_n) : \Delta\boldsymbol{\mathfrak{E}}_n. \quad \triangle$$

**Remark 5.7.** The most obvious procedure to determine  $\mathbf{R}_{n+1}$  and  $\mathbf{R}_{n+\theta}$  in case (i) of Definition 5.11 is the polar decomposition of the total deformation gradients  $\mathbf{F}_{n+1}$  and  $\mathbf{F}_{n+\theta}$ , respectively. Alternative procedures that circumvent polar decomposition have been proposed by Flanagan and Taylor [25] and Simo and Hughes [77, sec. 8.3.2]. An algorithmic approximations to the vorticity tensor  $\boldsymbol{\omega}$  in case of the Zaremba-Jaumann rate (case (ii) in Definition 5.11) is provided by Proposition 5.1(iii). The rotation group can be approximately integrated, for example, by using the general algorithm of Simo and Hughes [77, sec. 8.3.2], or by the particular procedure of Hughes and Winget [38]; see also algorithm of Hughes [37] below.  $\triangle$

The widely-used algorithm of Hughes [37] can be obtained from the general objective integration algorithm in Definition 5.11 by making particular approximations to the orthogonal group of rotations and by using time-centering, i.e.  $\theta = \frac{1}{2}$ , in the calculation of the algorithmic finite strain increment. Time-centering is employed in accordance with the incrementally objective algorithm developed by Hughes and Winget [38]; see Sect. 5.2. Hughes [37] originally uses the example of von Mises plasticity (cf. Example 4.1) and carried out implicit time integration in the corotated configuration. However, Definition 5.11 generally places no restrictions on the actual integration procedure (explicit, implicit, or generalized midpoint rule).

**Definition 5.12.** The *corotated midpoint strain increment* is defined by

$$\Delta \mathbf{E}_{n+1/2} \stackrel{\text{def}}{=} \mathfrak{R}_{n+1/2}^{\text{T}} \cdot \Delta \tilde{\mathbf{e}}_{n+1/2} \cdot \mathfrak{R}_{n+1/2},$$

where  $\Delta \tilde{\mathbf{e}}_{n+1/2} = \frac{1}{2}((\nabla_{n+1/2} \mathbf{u})^{\text{T}} + \nabla_{n+1/2} \mathbf{u})$  is the second-order accurate midpoint strain increment (cf. Proposition 5.3 and Remark 5.3).  $\diamond$

**Remark 5.8.** Since  $\Delta \tilde{\mathbf{e}}_{n+1/2} = \mathbf{d}_{n+1/2} \Delta t$  by Definition 5.9, an algorithmic approximation to the *corotated rate of deformation tensor* is thus given by

$$\mathfrak{D}_{n+1/2} \stackrel{\text{def}}{=} \mathfrak{R}_{n+1/2}^{\text{T}} \cdot \mathbf{d}_{n+1/2} \cdot \mathfrak{R}_{n+1/2}.$$

Summation of  $\Delta \mathbf{E}_{n+1/2} = \mathfrak{D}_{n+1/2} \Delta t$  over a time interval  $[t_0, t_{n+1}]$  gives an excellent approximation to the Lagrangian logarithmic strain [37]. Therefore, an *algorithmic approximation to the Eulerian logarithmic strain* (Definition 2.16) can be obtained by applying Proposition 2.6(iii), leading to

$$\ln \mathbf{V}_{n+1} \approx \mathfrak{R}_{n+1} \cdot \left( \mathbf{E}_0 + \sum_n \Delta \mathbf{E}_{n+1/2} \right) \cdot \mathfrak{R}_{n+1}^{\text{T}},$$

where  $\mathbf{E}_0$  is given.  $\triangle$

The rotations  $\mathfrak{R}_{n+1}$  and  $\mathfrak{R}_{n+1/2}$  need to be determined in order to complete the algorithm of Definition 5.11. In case of  $\mathfrak{R} = \mathbf{R}$ , or equivalently,  $\overset{\circ}{\sigma}^* = \overset{\circ}{\sigma}^{\text{GN}}$ , Hughes [37] suggests polar decomposition of the total deformation gradients  $\mathbf{F}_{n+1} = \mathbf{f}_{n+1} \cdot \mathbf{F}_n$  and  $\mathbf{F}_{n+1/2} = \frac{1}{2}(\mathbf{F}_{n+1} + \mathbf{F}_n)$  in order to determine  $\mathbf{R}_{n+1}$  and  $\mathbf{R}_{n+1/2}$ , respectively. In case of  $\overset{\circ}{\sigma}^* = \overset{\circ}{\sigma}^{\text{ZJ}}$ , where  $\mathfrak{R} \neq \mathbf{R}$ , the rotation and half-step rotation are defined through

$$\mathfrak{R}_{n+1} = \Delta \mathfrak{R} \cdot \mathfrak{R}_n \quad \text{and} \quad \mathfrak{R}_{n+1/2} = \Delta \mathfrak{R}^{1/2} \cdot \mathfrak{R}_n,$$

where  $\Delta \mathfrak{R}$  is the time-centered approximation to the incremental rotation according to Hughes and Winget [38]; see Proposition 5.4. For computation of the proper orthogonal square root  $\Delta \mathfrak{R}^{1/2}$  the reader is referred to the literature, e.g. [26, 35, 37, 91]. The complete integration procedure is summarized in Alg. 2.

---

**Algorithm 2:** Objective integration of rate equations according to Hughes [37].

---

**Input:** geometry  $\mathbf{x}_n$ , incremental displacements  $\mathbf{u}$ , stress  $\boldsymbol{\sigma}_n$ , state variables  $\boldsymbol{\alpha}_n$ , and rotation  $\mathfrak{R}_n$

**Output:**  $\boldsymbol{\sigma}_{n+1}$ ,  $\boldsymbol{\alpha}_{n+1}$ , and material tangent tensor  $\mathbf{m}$

- 1 compute  $\mathbf{f}_{n+1} = \mathbf{I} + (\nabla_n \mathbf{u})^{\text{T}}$  and  $(\nabla_{n+1/2} \mathbf{u})^{\text{T}} = 2(\mathbf{f}_{n+1} - \mathbf{I})(\mathbf{f}_{n+1} + \mathbf{I})^{-1}$ ;
  - 2 obtain midpoint strain increment  $\Delta \tilde{\mathbf{e}}_{n+1/2}$  and rotation increment  $\Delta \tilde{\mathbf{r}}_{n+1/2}$  (Prop. 5.3);
  - 3 **switch** *corotational rate*  $\overset{\circ}{\sigma}^*$  **do**
  - 4     **case** *Green-Naghdi rate*  $\overset{\circ}{\sigma}^{\text{GN}}$  ( $\mathfrak{R} = \mathbf{R}$ ) **do**
  - 5         compute  $\mathbf{F}_{n+1} = \mathbf{f}_{n+1} \cdot \mathbf{F}_n$  and  $\mathbf{F}_{n+1/2} = \frac{1}{2}(\mathbf{F}_{n+1} + \mathbf{F}_n)$ ;
  - 6         perform polar decomposition to obtain  $\mathfrak{R}_{n+1}$  and  $\mathfrak{R}_{n+1/2}$ ;
  - 7     **case** *Zaremba-Jaumann rate*  $\overset{\circ}{\sigma}^{\text{ZJ}}$  ( $\mathfrak{R} \neq \mathbf{R}$ ) **do**
  - 8         compute  $\Delta \mathfrak{R} = (\mathbf{I} - \frac{1}{2} \Delta \tilde{\mathbf{r}}_{n+1/2})^{-1} (\mathbf{I} + \frac{1}{2} \Delta \tilde{\mathbf{r}}_{n+1/2})$  and  $\Delta \mathfrak{R}^{1/2}$ ;
  - 9         update  $\mathfrak{R}_{n+1} = \Delta \mathfrak{R} \cdot \mathfrak{R}_n$  and  $\mathfrak{R}_{n+1/2} = \Delta \mathfrak{R}^{1/2} \cdot \mathfrak{R}_n$ ;
  - 10 corotate midpoint strain increment:  $\Delta \mathbf{E}_{n+1/2} = \mathfrak{R}_{n+1/2}^{\text{T}} \cdot \Delta \tilde{\mathbf{e}}_{n+1/2} \cdot \mathfrak{R}_{n+1/2}$ ;
  - 11 integrate constitutive equation using  $\Delta \mathbf{E}_{n+1/2}$ ,  $\mathfrak{S}_{n+1/2}$ ,  $\mathfrak{A}_{n+1/2}$  as for infinitesimal deformations;
  - 12 compute material tangent tensor if necessary;
  - 13 back-rotate updated stress to the current configuration:  $\boldsymbol{\sigma}_{n+1} = \mathfrak{R}_{n+1} \cdot \boldsymbol{\sigma}_{n+1/2} \cdot \mathfrak{R}_{n+1}^{\text{T}}$ ;
  - 14 back-rotate updated state variables and material tangent tensor to the current configuration;
- 

**Remark 5.9.** According to the basic Definition 5.6, the deformation gradient of the motion is updated by  $\mathbf{F}_{n+1} = \mathbf{f}_{n+1} \cdot \mathbf{F}_n$ , where  $\mathbf{F}_n = \mathbf{R}_n \cdot \mathbf{U}_n$ , and  $\mathbf{R}_n$  is proper orthogonal. Now, suppose that the current configuration at time  $t_n$  is taken as the reference configuration, i.e.  $\mathcal{B} = \varphi_n(\mathcal{B})$ , and no data is available of configurations prior to  $t_n$  such that  $\mathbf{F}_n = \mathbf{R}_n = \mathfrak{R}_n = \mathbf{I}$  and  $\mathbf{U}_n = \mathbf{I}$ . Then, by Remark 3.2, one has  $\boldsymbol{\omega} \equiv \boldsymbol{\Omega}$  and the Zaremba-Jaumann and Green-Naghdi stress rates are identical. Moreover, the approximation  $\Delta \mathfrak{R}$  to the incremental rotation according to [38], viz. Proposition 5.4, identically approximates the proper orthogonal part  $\mathbf{R}_{n+1}$  of the polar decomposition of the deformation gradient  $\mathbf{F}_{n+1} \equiv \mathbf{f}_{n+1}$  at time  $t_{n+1}$ . This follows immediately from the definitions.  $\triangle$

**Remark 5.10.** If  $\Delta\mathfrak{R}$ , in case of  $\mathbf{A} = \boldsymbol{\omega}$ , is determined from Proposition 5.4, then the same restriction is placed to the magnitude of  $\|\boldsymbol{\omega}_{n+1/2}\|\Delta t$  as in Alg. 1; see Remark 5.5.  $\triangle$

**Remark 5.11.** The algorithms based on a corotated description go beyond the one of Hughes and Winget [38] outlined in Sect. 5.2. The difference is that the algorithm of Hughes and Winget [38] rotates the stress and state variables to the current configuration before passing it to the constitutive equation, whereas the algorithms using a corotated configuration use *rotation-neutralized* variables for calculation of the stress rate. However, all these algorithms satisfy the requirement of incremental objectivity provided that the rotation tensors are properly determined.  $\triangle$

**Remark 5.12.** The main advantage of the investigated algorithms of [38, 37] is that the integration of the constitutive rate equation can be carried out by the same methods at both infinitesimal and finite deformations. That is, the objective algorithms comply with the usual small-strain algorithms if deformations are infinitesimal. From a computational viewpoint this is very attractive, because the same material model subroutine can be employed for both cases without changes. The “rotational” part of the stress update, then, is done outside the subroutine. The algorithms, however, rely heavily on the use of corotational rate constitutive equations. If the desired constitutive rate equation is based on a non-corotational rate, like the Truesdell and Oldroyd rates (Definition 3.2), then additional terms need to be handled.  $\triangle$

## 6 Hypoelastic Simple Shear

Hypoelastic simple shear is an excellent problem to analyze fundamental relations in nonlinear continuum mechanics and to test implementations of objective time integration algorithms for rate equations. This is because material deformations due to simple shear include both finite strains and finite rotations; it is in fact a compound action of pure shear and pure rotation. Several papers are concerned with analytical solutions of simple shear, mostly in connection with a discussion of objective stress rates for constitutive rate equations [2, 16, 20, 21, 25, 40, 47]. They also serve as references for the numerical solution. Notations and definitions of the previous sections are used throughout.

### 6.1 Analytical Solution

**Definition 6.1.** Let  $\mathcal{B} \subset \mathcal{S} = \mathbb{R}^3$  be the initial configuration of a material body in the Euclidian space,  $X \in \mathcal{B}$  the initial location of a material particle, and  $\varphi : \mathcal{B} \times [0, T] \rightarrow \mathcal{S}$  the motion of the body. Let  $\{Z^1, Z^2, Z^3\}_X \stackrel{\text{def}}{=} \{Z^A\}_X$  and  $\{z^1, z^2, z^3\} \stackrel{\text{def}}{=} \{z^a\}_x$  respectively denote the coordinate tuples of  $X$  and  $x = \varphi(X, t) \in \mathcal{S}$  with respect to an ortho-normalized frame in  $\mathcal{S} = \mathbb{R}^3$ . Simple shear then prescribes a planar parallel motion of the form

$$z^a \stackrel{\text{def}}{=} \varphi^a(Z^A, t)$$

where the  $\varphi^a$ ,  $a \in \{1, 2, 3\}$ , are respectively defined through

$$\varphi^1 \stackrel{\text{def}}{=} Z^1 + k(t)Z^2, \quad \varphi^2 \stackrel{\text{def}}{=} Z^2, \quad \text{and} \quad \varphi^3 \stackrel{\text{def}}{=} Z^3,$$

and  $k(t) \in \mathbb{R}$  with initial condition  $k(0) = 0$ . The problem statement is depicted in Fig. 1.  $\diamond$

Through the definition of an ortho-normalized frame of reference, every second-order tensor can be represented by a  $(3 \times 3)$ -matrix of its components with respect to that frame. In particular, the deformation gradient takes the form

$$\mathbf{F} = \left( \frac{\partial \varphi^a}{\partial Z^A} \right) = \begin{pmatrix} 1 & k & 0 \\ 0 & 1 & 0 \\ 0 & 0 & 1 \end{pmatrix} = \begin{pmatrix} 1 & 0 & 0 \\ 0 & 1 & 0 \\ 0 & 0 & 1 \end{pmatrix} + \begin{pmatrix} 0 & k & 0 \\ 0 & 0 & 0 \\ 0 & 0 & 0 \end{pmatrix} = \mathbf{I} + \nabla \mathbf{u},$$

where  $J = \det \mathbf{F} = 1$  (zero volume change) and  $\nabla \mathbf{u}$  is the displacement gradient. The right and left Cauchy-Green tensors are given by

$$\mathbf{C} = \mathbf{U}^T \mathbf{U} = \begin{pmatrix} 1 & k & 0 \\ k & 1+k^2 & 0 \\ 0 & 0 & 1 \end{pmatrix} \quad \text{and} \quad \mathbf{b} = \mathbf{V} \mathbf{V}^T = \begin{pmatrix} 1+k^2 & k & 0 \\ k & 1 & 0 \\ 0 & 0 & 1 \end{pmatrix},$$

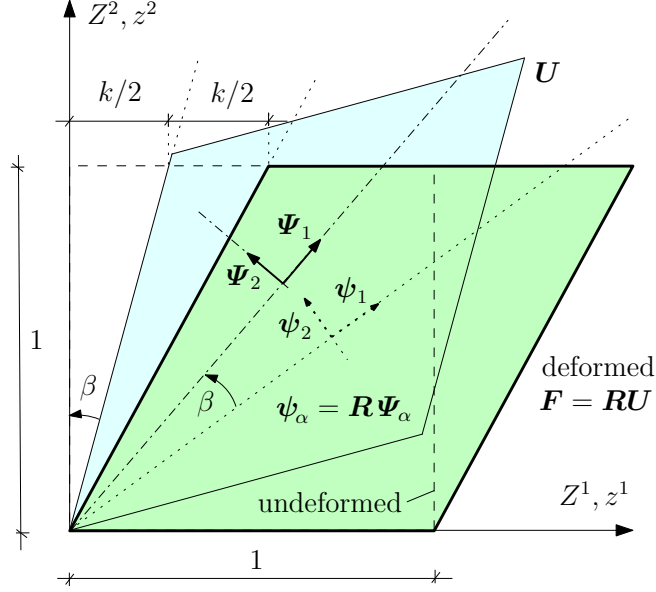


Figure 1: Simple shear and schematic diagram of associated right polar decomposition  $\mathbf{F} = \mathbf{R}\mathbf{U}$ .

respectively. Here  $\mathbf{U}$  denotes the right stretch tensor and  $\mathbf{V}$  is the left stretch tensor, which can be obtained from the right and left polar decompositions  $\mathbf{F} = \mathbf{R}\mathbf{U}$  and  $\mathbf{F} = \mathbf{V}\mathbf{R}$ , respectively.  $\mathbf{R}$  is the proper orthogonal rotation, which is often referred to in the literature as the material rotation.

To solve for  $\mathbf{R}$  and  $\mathbf{U}$ , let  $\Psi_1, \Psi_2, \Psi_3$  be the ortho-normalized eigenvectors, and  $\lambda_1^2, \lambda_2^2, \lambda_3^2$  the eigenvalues of  $\mathbf{C}$ . The eigenvalues are all real-valued and positive, because  $\mathbf{C}$  is symmetric and positive definite. Define the matrices

$$\mathbf{\Lambda}^2 \stackrel{\text{def}}{=} \begin{pmatrix} \lambda_1^2 & 0 & 0 \\ 0 & \lambda_2^2 & 0 \\ 0 & 0 & \lambda_3^2 \end{pmatrix} \quad \text{and} \quad \mathbf{\Psi} \stackrel{\text{def}}{=} (\Psi_1, \Psi_2, \Psi_3),$$

so that  $\mathbf{\Lambda}^2 = \mathbf{\Psi}^T \mathbf{C} \mathbf{\Psi}$  is the *principal axis transformation* of  $\mathbf{C}$  in  $\{Z^A\}$ . From this, one obtains the component matrix  $\mathbf{U} = \mathbf{\Psi} \mathbf{\Lambda} \mathbf{\Psi}^T$  of the right stretch, and finally,  $\mathbf{R} = \mathbf{F} \mathbf{U}^{-1}$ .

**Remark 6.1.** Be aware of the notation involved here.  $\mathbf{\Psi}$  is a matrix whose columns arrange the components of the  $\Psi_\alpha$ , with  $\alpha \in \{1, 2, 3\}$ , in the Cartesian coordinate system  $\{Z^A\}$ . Consequently,  $\mathbf{\Psi} = \left(\frac{\partial \Psi^\alpha}{\partial Z^A}\right)$  is the Jacobian matrix of the transformation  $Z^A \mapsto \Psi^\alpha$ , in which  $\{\Psi^\alpha\}$  denotes the coordinate system spanned by the eigenvectors  $\Psi_\alpha$ . The basis vectors  $\mathbf{E}_A$  belonging to the  $Z^A$  are thus related to the tangent map by  $\mathbf{E}_A = \frac{\partial \Psi^\alpha}{\partial Z^A} \Psi_\alpha$ .  $\triangle$

The right polar decomposition  $\mathbf{F} = \mathbf{R}\mathbf{U}$  describes a stretch  $\mathbf{U}$  of the material body in the direction of the principal axes  $\Psi_\alpha$ , followed by a rotation  $\mathbf{R}$  (Fig. 1). Within the left polar decomposition  $\mathbf{F} = \mathbf{V}\mathbf{R}$ , the body is first rotated, and then stretched by  $\mathbf{V}$  in the direction of the rotated principal axes  $\psi_\alpha = \mathbf{R}\Psi_\alpha$ . Since

$$\mathbf{V} = \mathbf{R}\mathbf{U}\mathbf{R}^T = (\mathbf{R}\mathbf{\Psi}) \mathbf{\Lambda} (\mathbf{\Psi}\mathbf{R})^T = \boldsymbol{\psi} \mathbf{\Lambda} \boldsymbol{\psi}^T,$$

where  $\boldsymbol{\psi} \stackrel{\text{def}}{=} (\psi_1, \psi_2, \psi_3)$ , the stretches  $\mathbf{U}$  and  $\mathbf{V}$  have the same eigenvalues  $\lambda_1, \lambda_2, \lambda_3$ , called the principal stretches; hence  $\mathbf{b}$  has the same eigenvalues as  $\mathbf{C}$ . Like before, the three principal stretches are real-valued and positive. Having the principal stretches, one is able to determine the Lagrangian logarithmic strain  $\boldsymbol{\varepsilon} = \ln \mathbf{U}$  and Eulerian logarithmic strain  $\mathbf{e} = \ln \mathbf{V}$  (Definition 2.16), which play an important role in nonlinear continuum mechanics. Recall from Proposition 2.6(iii) that both are related by

$$\boldsymbol{\varepsilon} = \mathbf{R}^T \mathbf{e} \mathbf{R}$$

using matrix notation.

The particular eigenvalue problem  $\mathbf{C}\Psi_{(\alpha)} = \lambda_i^2 \Psi_{(\alpha)}$  associated with simple shear results in the characteristic polynomial

$$\begin{aligned} 0 &= \det \begin{pmatrix} 1 - \lambda^2 & k & 0 \\ k & 1 + k^2 - \lambda^2 & 0 \\ 0 & 0 & 1 - \lambda^2 \end{pmatrix} \\ &= (1 - \lambda^2)(1 + k^2 - \lambda^2)(1 - \lambda^2) - (1 - \lambda^2)k^2. \end{aligned}$$

It immediately follows  $\sqrt{\lambda_3^2} = \lambda_3 = 1$ , that is, the eigenvector  $\Psi_3$  is equal to the basis vector in  $Z^3$ -direction. In the remaining two dimensions, the characteristic polynomial reduces to  $(1 - \lambda^2)(1 + k^2 - \lambda^2) - k^2 = 0$  resp.  $\lambda^2 + \lambda^{-2} = 2 + k^2$ . Hence, the other two eigenvalues can be obtained from

$$(\lambda^2)_{1/2} = \frac{2 + k^2}{2} \pm \sqrt{\left(\frac{2 + k^2}{2}\right)^2 - 1},$$

and they are related by  $\lambda_2 = \lambda_1^{-1}$ . This yields

$$\mathbf{A} = \begin{pmatrix} \lambda & 0 & 0 \\ 0 & \lambda^{-1} & 0 \\ 0 & 0 & 1 \end{pmatrix} \quad \text{and} \quad \Psi = \begin{pmatrix} \frac{\sqrt{1 - \sin \beta}}{\sqrt{2}} & -\frac{\sqrt{1 + \sin \beta}}{\sqrt{2}} & 0 \\ \frac{\sqrt{1 + \sin \beta}}{\sqrt{2}} & \frac{\sqrt{1 - \sin \beta}}{\sqrt{2}} & 0 \\ 0 & 0 & 1 \end{pmatrix},$$

and finally

$$\mathbf{U} = \begin{pmatrix} \cos \beta & \sin \beta & 0 \\ \sin \beta & \frac{1 + \sin^2 \beta}{\cos \beta} & 0 \\ 0 & 0 & 1 \end{pmatrix} \quad \text{and} \quad \mathbf{R} = \begin{pmatrix} \cos \beta & \sin \beta & 0 \\ -\sin \beta & \cos \beta & 0 \\ 0 & 0 & 1 \end{pmatrix},$$

in which  $\beta(t)$  has been defined through

$$k(t) = 2 \tan \beta(t).$$

The spatial velocity gradient  $\mathbf{l} = \mathbf{d} + \boldsymbol{\omega}$  is readily available from

$$\mathbf{l} = \dot{\mathbf{F}}\mathbf{F}^{-1} = \begin{pmatrix} 0 & \dot{k} & 0 \\ 0 & 0 & 0 \\ 0 & 0 & 0 \end{pmatrix},$$

so that the spatial rate of deformation and the vorticity take the form

$$\mathbf{d} = \begin{pmatrix} 0 & \dot{k}/2 & 0 \\ \dot{k}/2 & 0 & 0 \\ 0 & 0 & 0 \end{pmatrix} \quad \text{and} \quad \boldsymbol{\omega} = \begin{pmatrix} 0 & \dot{k}/2 & 0 \\ -\dot{k}/2 & 0 & 0 \\ 0 & 0 & 0 \end{pmatrix},$$

respectively. Moreover, spatial rate of rotation is given by

$$\boldsymbol{\Omega} = \dot{\mathbf{R}}\mathbf{R}^{-1} = \begin{pmatrix} 0 & \dot{\beta} & 0 \\ -\dot{\beta} & 0 & 0 \\ 0 & 0 & 0 \end{pmatrix}.$$

Now, consider the grade-zero hypoelastic constitutive rate equation

$$\overset{\circ}{\boldsymbol{\sigma}}^* \stackrel{\text{def}}{=} \lambda(\text{tr } \mathbf{d}) \mathbf{g}^\sharp + 2\mu \mathbf{d}^\sharp = \lambda(\text{tr } \mathbf{d}) \mathbf{I} + 2G \mathbf{d},$$

where  $\lambda, \mu$  are the Lamé constants,  $\overset{\circ}{\boldsymbol{\sigma}}^*$  is a generic objective rate of Cauchy stress  $\boldsymbol{\sigma}$ , and  $\mathbf{I}$  is the second-order unit tensor.  $G = \mu$  represents the shear modulus of the material. Particular choices for  $\overset{\circ}{\boldsymbol{\sigma}}^*$  are the Zaremba-Jaumann stress rate and the Green-Naghdi stress rate which, in matrix notation, are calculated from

$$\overset{\circ}{\boldsymbol{\sigma}}^{\text{ZJ}} = \dot{\boldsymbol{\sigma}} - \boldsymbol{\omega}\boldsymbol{\sigma} + \boldsymbol{\sigma}\boldsymbol{\omega} \quad \text{and} \quad \overset{\circ}{\boldsymbol{\sigma}}^{\text{GN}} = \dot{\boldsymbol{\sigma}} - \boldsymbol{\Omega}\boldsymbol{\sigma} + \boldsymbol{\sigma}\boldsymbol{\Omega},$$

respectively. For simple shear, analytical solutions of the Cauchy stress have been derived by Dienes [20], Johnson and Bammann [40], and Flanagan and Taylor [25], among other, based on the grade-zero hypoelastic

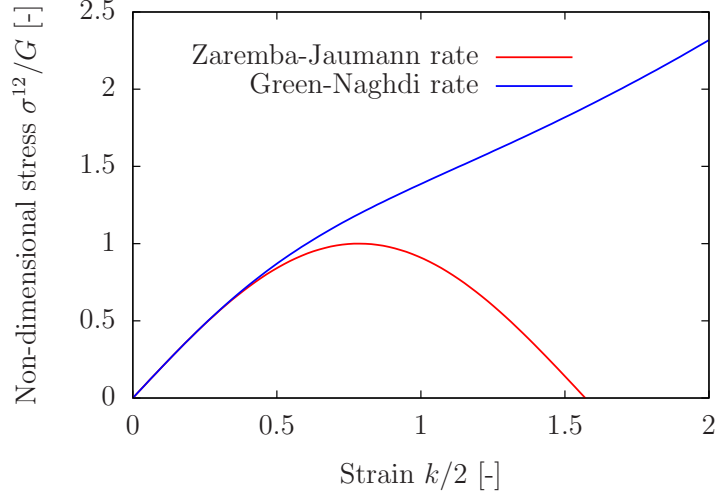


Figure 2: Comparison of the shear stress in hypoelastic simple shear using the Zaremba-Jaumann and Green-Naghdi stress rates.

constitutive rate equation above, and using the particular choices  $\overset{\circ}{\sigma}^{\star} \stackrel{\text{def}}{=} \overset{\circ}{\sigma}^{\text{ZJ}}$  and  $\overset{\circ}{\sigma}^{\star} \stackrel{\text{def}}{=} \overset{\circ}{\sigma}^{\text{GN}}$ . In case of the Zaremba-Jaumann stress rate,

$$\sigma^{11} = -\sigma^{22} = G(1 - \cos k) \quad \text{and} \quad \sigma^{12} = G \sin k ,$$

whereas for the Green-Naghdi stress rate<sup>2</sup>,

$$\begin{aligned} \sigma^{11} = -\sigma^{22} &= 4G(\cos 2\beta \ln(\cos \beta) + \beta \sin 2\beta - \sin^2 \beta) \\ \text{and} \quad \sigma^{12} &= 2G \cos 2\beta (2\beta - 2 \tan 2\beta \ln(\cos \beta) - \tan \beta) . \end{aligned}$$

In both cases,  $\sigma^{33} = 0$  holds. The functions for the shear stress component  $\sigma^{12} = \sigma^{21}$  are plotted in Fig. 2. It can be seen that shear stress increases monotonically when using the Green-Naghdi stress rate. However, the Zaremba-Jaumann stress rate results in unphysical harmonic oscillation of the stress when applied to hypoelasticity of grade zero.

## 6.2 Numerical Solution

Let  $k = 0.4$  ( $\beta = 0.1974$ ) and  $G = 5000 \text{ kN m}^{-2}$ , then the formulas above yield

$$\begin{aligned} \mathbf{A} &= \begin{pmatrix} 1.2198 & 0 & 0 \\ 0 & 0.8198 & 0 \\ 0 & 0 & 1 \end{pmatrix}, & \mathbf{\Psi} &= \begin{pmatrix} 0.63399 & -0.77334 & 0 \\ 0.77334 & 0.63399 & 0 \\ 0 & 0 & 1 \end{pmatrix}, \\ \mathbf{U} &= \begin{pmatrix} 0.98058 & 0.19612 & 0 \\ 0.19612 & 1.05903 & 0 \\ 0 & 0 & 1 \end{pmatrix}, & \mathbf{R} &= \begin{pmatrix} 0.98058 & 0.19612 & 0 \\ -0.19612 & 0.98058 & 0 \\ 0 & 0 & 1 \end{pmatrix}, \\ \boldsymbol{\varepsilon} &= \begin{pmatrix} -0.03897 & 0.19483 & 0 \\ 0.19483 & 0.03897 & 0 \\ 0 & 0 & 0 \end{pmatrix}, & \mathbf{e} &= \begin{pmatrix} 0.03897 & 0.19483 & 0 \\ 0.19483 & -0.03897 & 0 \\ 0 & 0 & 0 \end{pmatrix}. \end{aligned}$$

Note that  $\text{tr } \boldsymbol{\varepsilon} = \text{tr } \mathbf{e} = 0$ , that is, logarithmic strain is consistent with isochoric response in simple shear. Moreover, using the Zaremba-Jaumann stress rate results in

$$\sigma^{11} = -\sigma^{22} = 394.7 \text{ kN m}^{-2} \quad \text{and} \quad \sigma^{12} = 1947.1 \text{ kN m}^{-2} ,$$

and for the Green-Naghdi stress rate,

$$\sigma^{11} = -\sigma^{22} = 387.2 \text{ kN m}^{-2} \quad \text{and} \quad \sigma^{12} = 1948.9 \text{ kN m}^{-2} .$$

<sup>2</sup>The term  $\tan 2\beta$  in the expression for  $\sigma^{12}$  was incorrectly printed as  $\tan^2 \beta$  in [20, eq. (5.25)]; see also [40, 22].

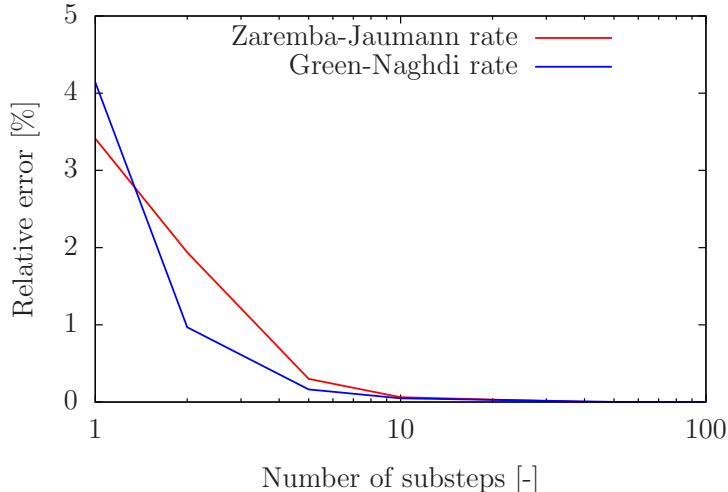


Figure 3: Relative shear stress error  $|(\sigma_{\text{num}}^{12} - \sigma_{\text{exact}}^{12})/\sigma_{\text{exact}}^{12}|$  in simple shear for  $k = 1.0$  ( $\beta = \pi/4$ ) using the Zaremba-Jaumann stress rate and Green-Naghdi stress rate.

While both stress rates are approximately equal at  $k = 0.4$ , they significantly differ at  $k = 1.0$  (cf. Fig. 2). For the Zaremba-Jaumann stress rate,

$$\sigma^{11} = -\sigma^{22} = 2298.5 \text{ kN m}^{-2} \quad \text{and} \quad \sigma^{12} = 4207.4 \text{ kN m}^{-2},$$

and for the Green-Naghdi stress rate,

$$\sigma^{11} = -\sigma^{22} = 2079.5 \text{ kN m}^{-2} \quad \text{and} \quad \sigma^{12} = 4348.9 \text{ kN m}^{-2}.$$

Two series of numerical simulations have been carried out using implementations of the objective integration algorithm of Hughes [37] (Alg. 2) outlined in Sect. 5.3. One series employed the Zaremba-Jaumann stress rate and the other the Green-Naghdi stress rate. Here we used the fact that, by Remark 5.9 in conjunction with Remark 3.2, the Green-Naghdi rate reduces to the Zaremba-Jaumann rate if the current configuration is taken as the reference configuration. Clearly, for the calculations employing the Zaremba-Jaumann rate the total deformation gradient in each calculational cycle was set equal to the incremental deformation gradient (Definition 5.6).

In each calculation the maximum shear strain applied was  $k = 1.0$  ( $\beta = \pi/4$ ), but the number of substeps to reach the maximum was continuously increased respectively the size of the applied strain increments was continuously decreased. Fig. 3 shows that the relative error between the numerically calculated stress and the exact solutions presented above is reduced with increasing number of substeps.

## 7 Conclusions

We have presented basic notions of rate equations in nonlinear continuum mechanics by placing emphasis on the geometrical background. The application of these notions to second-order tensors has led to a clear distinction between the properties their rates may possess under different transformations: objective, covariant, and corotational. Objectivity in constitutive theory has been formalized by the basic principle of constitutive frame invariance, which is intended as a substitute to the classical principle of material frame-indifference. We have then discussed classes of objective and corotational rate constitutive equations for large deformation problems and their numerical integration in time. The focus has been on formulations using the Green-Naghdi and Zaremba-Jaumann corotational stress rates as well as on two incrementally objective integration algorithms employed by several finite element codes. Finally, simple shear of hypoelastic material at finite deformations has been considered as an example application of both the fundamental relations and the numerical algorithms. The analytical and numerical results presented can also be used for the verification of future developments. Further research will be concerned with the implications of geometric continuum mechanics and constitutive theory [69, 71, 72], particularly with respect to the integration of rate constitutive equations in numerical simulations.



## Acknowledgements

This work was partially supported by the German Research Foundation (DFG) Grant SA 310/21-1 and SA 310/21-2, which is gratefully acknowledged.

## A Differential Geometry

This appendix summarizes some basic notions of differential geometry essential for the main text. Differential geometry [1, 3, 13, 49, 84, 85, 86, 88] has been found to be the most natural way in formulating continuum mechanics [1, 3, 44, 49, 68, 69, 70, 71, 72, 76]. The arguments are similar to those that lead to an accelerated progress in theoretical physics in the first half of the 20th century; see references for details. In fact, some recent derivations even seem to have wiped away long lasting debates in the field. We assume that the reader is familiar with linear algebra and calculus in linear spaces.

The *Einstein summation convention* is forced in the present paper. By this convention, the sum is taken over all possible values of a coordinate index variable whenever it appears twice, and as both a subscript and a superscript, in a single term. For example, the local representative of a vector  $\mathbf{v}$  with respect to a basis  $\{\mathbf{e}_1, \dots, \mathbf{e}_n\}$  in an  $n$ -dimensional space is written  $\mathbf{v} = v^i \mathbf{e}_i$  instead of  $\mathbf{v} = \sum_{i=1}^n v^i \mathbf{e}_i$ , with  $i \in \{1, \dots, n\}$ .

### A.1 Manifolds

**Definition A.1.** A *topological space* is a set of elements, called *points*, together with a collection of subsets that carries the information of relations or interconnections between the points. A topological space  $\mathcal{M}$  is referred to as a *Hausdorff space*, if every two points  $X, Y \in \mathcal{M}$ ,  $X \neq Y$ , can be separated by neighborhoods  $\mathcal{U}(X) \subset \mathcal{M}$  and  $\mathcal{V}(Y) \subset \mathcal{M}$  such that  $\mathcal{U} \cap \mathcal{V} = \emptyset$ . A topological space  $\mathcal{M}$  with *metric*  $d : \mathcal{S} \times \mathcal{S} \rightarrow \mathbb{R}$  such that 1.  $d(X, Y) = 0$  if and only if  $X = Y$ , 2.  $d(X, Y) = d(Y, X)$ , and 3.  $d(O, Y) \leq d(O, X) + d(X, Y)$ , for  $X, Y, O \in \mathcal{M}$ , is called a *metric space*.  $\diamond$

**Definition A.2.** A *homeomorphism* is a continuous bijective mapping  $\varphi : \mathcal{M} \rightarrow \mathcal{N}$  between topological spaces which has a continuous inverse and preserves the topology of  $\mathcal{M}$ .  $\diamond$

**Definition A.3.** Let  $\mathcal{U}(X) \subset \mathcal{M}$  be an open neighborhood of the point  $X \in \mathcal{M}$ , then the pair  $(\mathcal{U}, \beta)$  including the homeomorphism

$$\begin{aligned} \beta : \mathcal{M} \supset \mathcal{U} &\rightarrow \mathcal{X} \subset \mathbb{R}^n \\ X &\mapsto \beta(X) = \{x^1, x^2, \dots, x^n\}_X \stackrel{\text{def}}{=} \{x^i\}_X, \exists \beta^{-1}, \end{aligned}$$

is called a *chart* or *local coordinate system* on  $\mathcal{M}$ , where  $n = \dim(\mathcal{M})$ . The tuple  $\{x^i\}_X$  is called the *coordinates of X in the chart*  $(\mathcal{U}, \beta)$ . An *atlas* of  $\mathcal{M} \stackrel{\text{def}}{=} \bigcup_{i \in \mathcal{I} \subset \mathbb{N}} \mathcal{U}_i$  is a collection  $\mathfrak{A}(\mathcal{M}) \stackrel{\text{def}}{=} \{(\mathcal{U}_i, \beta_i)\}_{i \in \mathcal{I} \subset \mathbb{N}}$  of a finite number of charts that covers  $\mathcal{M}$ .  $\diamond$

**Definition A.4.** A *chart transition* or *change of coordinates* is a composition

$$\beta' \circ \beta^{-1} \Big|_{\beta(\mathcal{U} \cap \mathcal{U}')} : \beta(\mathcal{U} \cap \mathcal{U}') \rightarrow \beta'(\mathcal{U} \cap \mathcal{U}'),$$

in which  $(\mathcal{U}, \beta)$ ,  $(\mathcal{U}', \beta')$  are charts on  $\mathcal{M}$ , and  $\mathcal{U} \cap \mathcal{U}' \neq \emptyset$ . An atlas is called *differentiable*, if for every two charts the chart transition is differentiable.  $\diamond$

**Definition A.5.** A *differentiable manifold* is a Hausdorff space with differentiable atlas.  $\diamond$

**Definition A.6.** Let  $\varphi : \mathcal{M} \rightarrow \mathcal{N}$  be continuous,  $\mathcal{U}(X) \subset \mathcal{M}$  and  $\mathcal{V}(x) \subset \mathcal{N}$  neighborhoods of  $X \in \mathcal{M}$  and  $x \in \mathcal{N}$ , respectively, and let  $(\mathcal{U}, \beta)$ ,  $(\mathcal{V}, \sigma)$  be charts. Then for non-empty  $\varphi^{-1}(\mathcal{V}) \cap \mathcal{U}$ , then the *localization of  $\varphi$* ,

$$\sigma \circ \varphi \circ \beta^{-1} \Big|_{\beta(\varphi^{-1}(\mathcal{V}) \cap \mathcal{U})} : \beta(\varphi^{-1}(\mathcal{V}) \cap \mathcal{U}) \rightarrow \sigma(\mathcal{V} \cap \varphi(\mathcal{U})),$$

describes the chart transition concerning  $\varphi$  with respect to  $\beta$  and  $\sigma$ . The map  $\varphi$  is called *differentiable at*  $X \in \varphi^{-1}(\mathcal{V}) \cap \mathcal{U}$ , if its localization is differentiable at  $\beta(X)$ . A bijective differentiable map  $\varphi$  is referred to as a *diffeomorphism*, if both  $\varphi$  and  $\varphi^{-1}$  are continuous differentiable.  $\diamond$

**Remark A.1.** In this paper we simply assume that every chart transition is a diffeomorphism. If  $x^i$  are the coordinate functions of  $(\mathcal{V}, \sigma)$  and  $X^I$  are those of  $(\mathcal{U}, \beta)$ , then it would be convenient to define

$$\varphi^i \stackrel{\text{def}}{=} x^i \circ \varphi \circ \beta^{-1} \quad \text{resp.} \quad \varphi^i(X^I) \stackrel{\text{def}}{=} (x^i \circ \varphi \circ \beta^{-1})(X^I). \quad \triangle$$

**Definition A.7.** A map  $\varphi : \mathcal{M} \rightarrow \mathcal{N}$  is called an *embedding*, if  $\varphi(\mathcal{M}) \subset \mathcal{N}$  is a submanifold in  $\mathcal{N}$  and  $\mathcal{M} \rightarrow \varphi(\mathcal{M})$  is a diffeomorphism.  $\diamond$

**Definition A.8.** Let  $\mathcal{M}$  be an  $n$ -dimensional differentiable manifold,  $\mathcal{U} \subset \mathcal{M}$  a subset, and  $(\mathcal{U}, \beta)$  a chart with coordinate functions  $\beta(X) = \{x^i\}_X$  for every  $X \in \mathcal{U}$ . The *tangent space*  $T_X \mathcal{M}$  at  $X$  is a local vector space spanned by the vectors of the *holonomic basis*  $\{\frac{\partial}{\partial x^1}, \dots, \frac{\partial}{\partial x^n}\} \stackrel{\text{def}}{=} \{\frac{\partial}{\partial x^i}\}_X$ . Conceptually,

$$T_X \mathcal{M} \stackrel{\text{def}}{=} \{X\} \times \mathcal{V}_n.$$

The disjoint union  $T\mathcal{M} \stackrel{\text{def}}{=} \bigcup_{X \in \mathcal{M}} T_X \mathcal{M}$  of all tangent spaces at all points of the manifold is called the *tangent bundle* of  $\mathcal{M}$ . An element  $(X, \mathbf{w}) \in T\mathcal{M}$ , called a *tangent vector*, will often be denoted by  $\mathbf{w}_X$ , or just  $\mathbf{w}$  if the base point  $X$  is clear from the context.  $\diamond$

**Proposition A.1.** For the previous situation, the coordinate differentials  $\{dx^1, \dots, dx^n\}_X \stackrel{\text{def}}{=} \{\mathbf{d}x^i\}_X$  form a dual basis at  $X$ .

PROOF. By  $\mathbf{d}x^i(X) \cdot \frac{\partial}{\partial x^j}(X) = \frac{\partial x^i}{\partial x^j}(X) = \delta^i_j(X)$ .  $\blacksquare$

**Definition A.9.** The co-vector space dual to the tangent space  $T_X \mathcal{M}$  is called the *cotangent space*  $T_X^* \mathcal{M} \stackrel{\text{def}}{=} \{X\} \times \mathcal{V}_n^*$ , and elements of  $T_X^* \mathcal{M}$  are called *differential 1-forms*, or just *1-forms*. The union  $T^* \mathcal{M} \stackrel{\text{def}}{=} \bigcup_{X \in \mathcal{M}} T_X^* \mathcal{M}$  is referred to as the *cotangent bundle* of  $\mathcal{M}$ .  $\diamond$

## A.2 Tensors and Tensor Fields

**Definition A.10.** A  $\binom{p}{q}$ -*tensor*  $\mathbf{T}(X)$  at point  $X$  of a differentiable manifold  $\mathcal{M}$  is a multilinear mapping

$$\mathbf{T}(X) : \underbrace{T_X^* \mathcal{M} \times \dots \times T_X^* \mathcal{M}}_{p\text{-fold}} \times \underbrace{T_X \mathcal{M} \times \dots \times T_X \mathcal{M}}_{q\text{-fold}} \rightarrow \mathbb{R}.$$

The space of all  $\binom{p}{q}$ -tensors at all points  $X \in \mathcal{M}$  is denoted by  $T_q^p(\mathcal{M})$ . If  $\mathcal{N}$  is another differentiable manifold, a  $\binom{p}{q} \binom{r}{s}$ -*two-point tensor over a map*  $\varphi : \mathcal{M} \rightarrow \mathcal{N}$  is a multilinear mapping

$$\begin{aligned} \mathbf{T}(X) : & \underbrace{T_{\varphi(X)}^* \mathcal{N} \times \dots \times T_{\varphi(X)}^* \mathcal{N}}_{p\text{-fold}} \times \underbrace{T_{\varphi(X)} \mathcal{N} \times \dots \times T_{\varphi(X)} \mathcal{N}}_{q\text{-fold}} \\ & \times \underbrace{T_X^* \mathcal{M} \times \dots \times T_X^* \mathcal{M}}_{r\text{-fold}} \times \underbrace{T_X \mathcal{M} \times \dots \times T_X \mathcal{M}}_{s\text{-fold}} \rightarrow \mathbb{R}. \end{aligned} \quad \diamond$$

**Definition A.11.** Let  $(\mathcal{U}, \beta)$ , where  $\mathcal{U} \subset \mathcal{M}$ , be a local chart on  $\mathcal{M}$  such that  $\{\frac{\partial}{\partial x^i}\} \in T_X \mathcal{M}$  is a local basis at  $X \in \mathcal{U}$ , and  $\{\mathbf{d}x^i\} \in T_X^* \mathcal{M}$  is its dual. The *components of a  $\binom{p}{q}$ -tensor in the chart  $(\mathcal{U}, \beta)$*  are then defined through

$$T^{i_1 \dots i_p}_{j_1 \dots j_q} \stackrel{\text{def}}{=} \mathbf{T} \left( \mathbf{d}x^{i_1}, \dots, \mathbf{d}x^{i_p}, \frac{\partial}{\partial x^{j_1}}, \dots, \frac{\partial}{\partial x^{j_q}} \right).$$

Based on index placements,  $\mathbf{T}$  is said to be *contravariant of order  $p$  and covariant of order  $q$* .  $\diamond$

**Proposition A.2.** Under a chart transition with Jacobian matrix  $\frac{\partial x^i}{\partial x^{i'}}$  and its inverse  $\frac{\partial x^{i'}}{\partial x^i}$  the components of a  $\binom{p}{q}$ -tensor transform according to the rule

$$T^{i'_1 \dots i'_p}_{j'_1 \dots j'_q} = \frac{\partial x^{i'_1}}{\partial x^{i_1}} \cdots \frac{\partial x^{i'_p}}{\partial x^{i_p}} \frac{\partial x^{j_1}}{\partial x^{j'_1}} \cdots \frac{\partial x^{j_q}}{\partial x^{j'_q}} T^{i_1 \dots i_p}_{j_1 \dots j_q}.$$

PROOF. The assertion follows by multilinearity of a tensor and the transformation properties of  $\mathbf{d}x^i$  and  $\frac{\partial}{\partial x^i}$ .  $\blacksquare$

**Remark A.2.** From the definition of a tensor it should be clear that every 1-form  $\mathbf{a}^* = a_i \mathbf{d}x^i$  is a  $\binom{0}{1}$ -tensor, and every vector  $\mathbf{v} = v^i \frac{\partial}{\partial x^i}$  is a  $\binom{1}{0}$ -tensor since  $\mathbf{a}^*(\mathbf{v}) \stackrel{\text{def}}{=} \mathbf{v}(\mathbf{a}^*) = a_i v^i \in \mathbb{R}$ .  $\triangle$

**Definition A.12.** The operation  $\mathbf{a}^*(\mathbf{v}) \stackrel{\text{def}}{=} \mathbf{a}^* \cdot \mathbf{v}$  is called the *(single) contraction* of the tensors  $\mathbf{a}^*$  and  $\mathbf{v}$ . In a local chart  $X$  with coordinate functions  $\{x^i\}_X$ , one has

$$\mathbf{a}^* \cdot \mathbf{v} = (a_i \mathbf{d}x^i) \cdot \left( v^j \frac{\partial}{\partial x^j} \right) = a_i v^j \left( \mathbf{d}x^i \cdot \frac{\partial}{\partial x^j} \right) = a_i v^j \delta_j^i = a_i v^i.$$

Dependence on the point  $X$  being understood. In general, the contraction two tensors  $\mathbf{T}$  and  $\mathbf{S}$  in the  $i$ -th covariant slot of  $\mathbf{T}$  and the  $j$ -th contravariant slot of  $\mathbf{S}$  is defined as if the covariant slot is a 1-form and the contravariant slot is a vector. If the slots are not specified, and  $T^{abcd}$  and  $S_{ijkl}$  are the components of  $\mathbf{T}$  and  $\mathbf{S}$ , respectively, then the (single) contraction  $\mathbf{T} \cdot \mathbf{S}$  simply means  $T^{abcd} S_{ijkl}$  in components. The *double contraction* condenses the last two slots of  $\mathbf{T}$  and  $\mathbf{S}$ :

$$\mathbf{T} : \mathbf{S}, \quad \text{in components,} \quad T^{abcd} S_{ijcd}.$$

Moreover, the contraction of a  $\binom{1}{1}$ -tensor  $\mathbf{T}$  is called its *trace*, written  $\text{tr } \mathbf{T} = T^i_i$ .  $\diamond$

**Definition A.13.** Let  $\mathbf{T} \in T_q^p(\mathcal{M})$  and  $\mathbf{S} \in T_s^r(\mathcal{M})$  at a point  $X \in \mathcal{M}$ , then the *tensor product*  $\mathbf{T} \otimes \mathbf{S}$  is the  $\binom{p+r}{q+s}$ -tensor defined by

$$\begin{aligned} (\mathbf{T} \otimes \mathbf{S})(\mathbf{a}_1^*, \dots, \mathbf{a}_p^*, \mathbf{v}_1, \dots, \mathbf{v}_q, \mathbf{b}_1^*, \dots, \mathbf{b}_r^*, \mathbf{w}_1, \dots, \mathbf{w}_s) \\ \stackrel{\text{def}}{=} \mathbf{T}(\mathbf{a}_1^*, \dots, \mathbf{a}_p^*, \mathbf{v}_1, \dots, \mathbf{v}_q) \mathbf{S}(\mathbf{b}_1^*, \dots, \mathbf{b}_r^*, \mathbf{w}_1, \dots, \mathbf{w}_s), \end{aligned}$$

where  $\mathbf{v}_1, \dots, \mathbf{v}_q, \mathbf{w}_1, \dots, \mathbf{w}_s \in T_X \mathcal{M}$  and  $\mathbf{a}_1^*, \dots, \mathbf{a}_p^*, \mathbf{b}_1^*, \dots, \mathbf{b}_r^* \in T_X^* \mathcal{M}$ .  $\diamond$

**Proposition A.3.** A  $\binom{p}{q}$ -tensor  $\mathbf{T}$  has the local representative

$$\mathbf{T}(X) = T^{i_1 \dots i_p}_{j_1 \dots j_q}(X) \frac{\partial}{\partial x^{i_1}} \otimes \dots \otimes \frac{\partial}{\partial x^{i_p}} \otimes \mathbf{d}x^{j_1} \otimes \dots \otimes \mathbf{d}x^{j_q}.$$

$$\text{and } T_q^p(\mathcal{M}) \stackrel{\text{def}}{=} \underbrace{T\mathcal{M} \otimes \dots \otimes T\mathcal{M}}_{p\text{-fold}} \otimes \underbrace{T^*\mathcal{M} \otimes \dots \otimes T^*\mathcal{M}}_{q\text{-fold}}.$$

PROOF. By Definitions A.11 and A.13.  $\blacksquare$

**Definition A.14.** A *Riemannian manifold* is the pair  $(\mathcal{M}, \mathbf{g})$ , where  $\mathcal{M}$  is a differentiable manifold and  $\mathbf{g}$  is a *metric*. If  $\mathcal{U} \subset \mathcal{M}$  is a subset and  $(\mathcal{U}, \beta)$  a chart with coordinate functions  $\beta(X) = \{x^i\}_X$  for every  $X \in \mathcal{U}$ , then the metric can be locally represented by

$$\mathbf{g}(X) \stackrel{\text{def}}{=} g_{ij}(X) \mathbf{d}x^i \otimes \mathbf{d}x^j, \quad \text{where } g_{ij}(X) \stackrel{\text{def}}{=} \left\langle \frac{\partial}{\partial x^i}, \frac{\partial}{\partial x^j} \right\rangle_X \geq 0$$

are the *metric coefficients* at every point  $X \in \mathcal{M}$ .  $\diamond$

**Definition A.15.** Contracting the metric tensor with the *inverse metric*  $\mathbf{g}^{-1} = g^{ij} \frac{\partial}{\partial x^i} \otimes \frac{\partial}{\partial x^j}$ , where  $g_{ik} g^{kj} = \delta_i^j$ , gives the *second-order identity tensor* on  $\mathcal{M}$ ,

$$\mathbf{I}_{\mathcal{M}} \stackrel{\text{def}}{=} \mathbf{g} \cdot \mathbf{g}^{-1} = \delta_i^j \mathbf{d}x^i \otimes \frac{\partial}{\partial x^j} = \mathbf{d}x^i \otimes \frac{\partial}{\partial x^i}.$$

The *fourth-order symmetric identity tensor* or *symmetrizer*  $\mathbf{1}_{\mathcal{M}}$ , with components

$$\mathbf{1}_{ij}^{kl} \stackrel{\text{def}}{=} \frac{1}{2} \left( \delta_i^k \delta_j^l + \delta_i^l \delta_j^k \right),$$

yields the symmetric part  $\text{Sym}(\mathbf{T}) \stackrel{\text{def}}{=} \mathbf{1}_{\mathcal{M}} : \mathbf{T}$  of a second-order tensor  $\mathbf{T} \in T_1^1(\mathcal{M})$ .  $\diamond$

**Definition A.16.** Let  $\mathbf{S} \in T_q^p(\mathcal{M})$ , then  $\mathbf{S}^b \in T_{p+q}^0(\mathcal{M})$  is the *associated tensor with all indices lowered*, and  $\mathbf{S}^\sharp \in T_0^{p+q}(\mathcal{M})$  is the *associated tensor with all indices raised*. Here  $^b$  is called the *index lowering operator*, and  $^\sharp$  is the *index raising operator*.  $\diamond$

**Definition A.17.** The *Frobenius norm* of  $\mathbf{T} \in T_1^1(\mathcal{M})$  is defined through  $\|\mathbf{T}\| \stackrel{\text{def}}{=} \sqrt{\text{tr}(\mathbf{T}^2)}$ , where  $\mathbf{T}^2 \stackrel{\text{def}}{=} \mathbf{T}^\sharp \cdot \mathbf{T}^b \in T_1^1(\mathcal{M})$  is the *squared tensor*  $\mathbf{T}$ .  $\diamond$

**Remark A.3.** Tensor indices can be raised by the inverse metric coefficients, and lowered by the metric coefficients. For example, let  $\mathbf{T} = T_j^i \frac{\partial}{\partial x^i} \otimes \mathbf{d}x^j \in T_1^1(\mathcal{M})$  in a given chart, then the associated tensors are

$$\mathbf{T}^b = \mathbf{g} \cdot \mathbf{T} = g_{ik} T_j^k \mathbf{d}x^i \otimes \mathbf{d}x^j \quad \text{and} \quad \mathbf{T}^\sharp = \mathbf{T} \cdot \mathbf{g}^{-1} = T_k^i g^{kj} \frac{\partial}{\partial x^i} \otimes \frac{\partial}{\partial x^j}. \quad \triangle$$

**Remark A.4.** Note that  $\mathbf{g} \stackrel{\text{def}}{=} \mathbf{g}^b = (\mathbf{I}_{\mathcal{M}})^b$  and  $\mathbf{g}^{-1} \stackrel{\text{def}}{=} \mathbf{g}^\sharp = (\mathbf{I}_{\mathcal{M}})^\sharp$ . Moreover, the trace of  $\mathbf{T} \in T_1^1(\mathcal{M})$  can be written  $\text{tr} \mathbf{T} = \mathbf{T}^\sharp : \mathbf{g}$ .  $\triangle$

**Definition A.18.** Let  $\mathcal{M}, \mathcal{N}$  be Riemannian manifolds and  $\mathbf{T}(X) : T_X \mathcal{M} \rightarrow T_{\varphi(X)} \mathcal{N}$  a general two-point tensor over a diffeomorphism  $\varphi : \mathcal{M} \rightarrow \mathcal{N}$ . Moreover, let  $\mathbf{U} \in T_X \mathcal{M}$  and  $\mathbf{v} \in T_x \mathcal{N}$  be vectors on  $\mathcal{M}$  and  $\mathcal{N}$ , respectively, with  $X \in \mathcal{M}$  and  $x = \varphi(X) \in \mathcal{N}$ , then the *transpose of  $\mathbf{T}$*  is the linear map  $\mathbf{T}^\top(x) : T_x(\varphi(\mathcal{M})) \rightarrow T_{\varphi^{-1}(x)} \mathcal{M}$  defined through

$$\langle \mathbf{v}, \mathbf{T}(\mathbf{U}) \rangle_x \stackrel{\text{def}}{=} \langle \mathbf{T}^\top(\mathbf{v}), \mathbf{U} \rangle_X.$$

For  $\varphi = \text{Id}$  resp.  $\mathcal{N} = \mathcal{M}$  the transpose of an ordinary (one-point) tensor is obtained.  $\diamond$

**Proposition A.4.** *The components of  $\mathbf{T}^\top$  are given by*

$$(\mathbf{T}^\top)_i^I(x) = g_{ij}(x) T_j^I(\varphi^{-1}(x)) G^{IJ}(\varphi^{-1}(x))$$

with respect to local bases  $\left\{ \frac{\partial}{\partial X^I} \right\} \in T_X \mathcal{M}$  and  $\left\{ \frac{\partial}{\partial x^i} \right\} \in T_x \mathcal{N}$ , where  $g_{ij}(x)$  are the metric coefficients on  $\mathcal{N}$  and  $G^{IJ}(X)$  are the inverse metric coefficients on  $\mathcal{M}$ .

PROOF. By the definitions of the transpose, metric and inverse metric; see [49, 3] for details.  $\blacksquare$

**Definition A.19.** With  $\mathbf{T}, \mathbf{U}$ , and  $\mathbf{v}$  be as before, the operations

$$\mathbf{T}^{-1} \cdot \mathbf{T}(\mathbf{U}) = \mathbf{U} \quad \text{and} \quad \mathbf{T}^{-\top} \cdot \mathbf{T}^\top(\mathbf{v}) = \mathbf{v}$$

involve the *inverse*  $\mathbf{T}^{-1}(X)$  and the *inverse transpose*  $\mathbf{T}^{-\top}(x)$ . Moreover, a two-point tensor  $\mathbf{T}(X) : T_X \mathcal{M} \rightarrow T_{\varphi(X)} \mathcal{N}$  is called *orthogonal* provided that  $\mathbf{T}^\top \cdot \mathbf{T} = \mathbf{I}_{\mathcal{M}}$  and  $\mathbf{T} \cdot \mathbf{T}^\top = \mathbf{I}_{\mathcal{N}}$ . If  $\mathbf{T}$  is orthogonal and the determinant  $\det \mathbf{T} = +1$ , then  $\mathbf{T}$  is called *proper orthogonal*.  $\diamond$

In what follows,  $\mathcal{M}$  and  $\mathcal{N}$  are differentiable manifolds,  $\varphi : \mathcal{M} \rightarrow \mathcal{N}$  is a diffeomorphism,  $(\mathcal{U}, \beta)$  and  $(\mathcal{V}, \sigma)$  are charts of  $\mathcal{U} \subset \mathcal{M}$  and  $\mathcal{V} \subset \mathcal{N}$ , respectively, and  $\varphi^i(X^I) \stackrel{\text{def}}{=} (x^i \circ \varphi \circ \beta^{-1})(X^I)$  are the coordinates  $x^i$  on  $\mathcal{N}$  arising from the coordinates  $X^I$  on  $\mathcal{U}$  via localization of  $\varphi$ .

**Definition A.20.** The tangent bundle of  $\mathcal{M}$  has been denoted  $T\mathcal{M}$ . In a more rigorous definition, it is the triplet  $(T\mathcal{M}, \tau_{\mathcal{M}}, \mathcal{M})$  including the *projection*  $\tau_{\mathcal{M}} : T\mathcal{M} \rightarrow \mathcal{M}$ . At  $X \in \mathcal{M}$ , with  $\dim(\mathcal{M}) = n$ , the tangent space  $\tau_{\mathcal{M}}^{-1}(X) = T_X \mathcal{M} = \{X\} \times \mathcal{V}_n$  is called *fibre over  $X$* , and  $\mathcal{V}_n$  is the *fibre space*. If  $(T\mathcal{N}, \tau_{\mathcal{N}}, \mathcal{N})$  is another tangent bundle, then a continuous map  $\varphi : \mathcal{M} \rightarrow \mathcal{N}$  induces the bundle  $(\varphi^* T\mathcal{N}, \tau_{\mathcal{N}}', \mathcal{M})$  with  $\tau_{\mathcal{N}}' : \varphi^* T\mathcal{N} \rightarrow \mathcal{M}$ . The restriction of  $\varphi^* T\mathcal{N}$  to  $x = \varphi(X) \in \mathcal{N}$  is the tangent space  $T_{\varphi(X)} \mathcal{N}$ .  $\diamond$

**Definition A.21.** A *vector field  $\mathbf{v}$  on  $\mathcal{M}$*  is identified with the *tangent bundle section*

$$\mathbf{v} : \mathcal{M} \rightarrow T\mathcal{M},$$

with  $\tau_{\mathcal{M}}(\mathbf{v}(X)) = X, \forall X \in \mathcal{M}$ . A *1-form field* is a section of the cotangent bundle:  $\mathbf{a}^* : \mathcal{M} \rightarrow T^*\mathcal{M}$ . The sets of all sections of  $T\mathcal{M}$  and  $T^*\mathcal{M}$  are denoted by  $\Gamma(T\mathcal{M})$  and  $\Gamma(T^*\mathcal{M})$ , respectively. As well, if some manifold  $\mathcal{N}$  has the tangent bundle  $T\mathcal{N}$ ,  $\mathbf{u} \in \Gamma(T\mathcal{N})$  is a vector field, and  $\varphi : \mathcal{M} \rightarrow \mathcal{N}$  is continuous, then the related *vector field over  $\varphi$*  is the *induced section*  $\varphi^* \mathbf{u} : \mathcal{M} \rightarrow T\mathcal{N}$  defined through  $(\varphi^* \mathbf{u})(X) \stackrel{\text{def}}{=} \mathbf{u}(\varphi(X))$ .  $\diamond$

**Definition A.22.** The *local basis sections* of  $T\mathcal{M}$  restricted to  $\mathcal{U}$ ,

$$\left\{ \frac{\partial}{\partial x^1}, \dots, \frac{\partial}{\partial x^n} \right\} : \mathcal{U} \rightarrow T\mathcal{M}|_{\mathcal{U}}$$

define a local basis for all  $X \in \mathcal{M}$ , and  $\{\mathbf{d}x^1, \dots, \mathbf{d}x^n\} : \mathcal{U} \rightarrow T^*\mathcal{M}|_{\mathcal{U}}$  are their duals. Hence, for every fibre  $\tau_{\mathcal{M}}^{-1}(X)$  at  $X \in \mathcal{U}$ ,  $\mathbf{v}(X) = v^i(X) \frac{\partial}{\partial x^i}(X)$  and  $\mathbf{a}^*(X) = a_i(X) \mathbf{d}x^i(X)$ , respectively. For the fields to be continuously differentiable, the mappings  $x^i \rightarrow v^j(x^i)$  and  $x^i \rightarrow a_j(x^i)$  on  $\beta(\mathcal{U}) \subset \mathbb{R}^n$  are required to be continuously differentiable.  $\diamond$

**Remark A.5.** One may construct tensor fields of any order by fibrewise tensor-multiplication of vector and 1-form fields. For example, if  $\mathbf{w} \in \Gamma(T\mathcal{M})$  and  $\mathbf{b}^* \in \Gamma(T^*\mathcal{M})$ , a  $\binom{1}{1}$ -tensor field  $\mathbf{T}$  would be

$$\mathbf{T} \stackrel{\text{def}}{=} (\mathbf{w} \otimes \mathbf{b}^*) \in \Gamma(T\mathcal{M} \otimes T^*\mathcal{M}),$$

and  $(\mathbf{w} \otimes \mathbf{b}^*)(X) \stackrel{\text{def}}{=} \mathbf{w}(X) \otimes \mathbf{b}^*(X)$ . Thus  $\mathbf{T}$  is a section of the  $\binom{1}{1}$ -tensor bundle  $T_1^1(\mathcal{M}) = T\mathcal{M} \otimes T^*\mathcal{M} \rightarrow \mathcal{M}$ . Two-point tensor fields over maps  $\varphi : \mathcal{M} \rightarrow \mathcal{N}$  are defined analogously by taking into account the sections induced by  $\varphi$ .  $\triangle$

**Definition A.23.** The  $\binom{p}{q}$ -tensor bundle of  $\mathcal{M}$  is denoted by  $(T_q^p(\mathcal{M}), \tau_{\mathcal{M}}, \mathcal{M})$ , or just  $T_q^p(\mathcal{M})$ , and the set of all sections of it is denoted by  $\mathfrak{T}_q^p(\mathcal{M}) \stackrel{\text{def}}{=} \Gamma(T_q^p(\mathcal{M}))$ .  $\diamond$

**Definition A.24.** The index lowering and index raising operators for tensors carry over to tensor fields by defining the so-called *musical isomorphisms*  $\flat : T\mathcal{M} \rightarrow T^*\mathcal{M}$  and  $\sharp : T^*\mathcal{M} \rightarrow T\mathcal{M}$ , respectively.  $\diamond$

### A.3 Pushforward and Pullback

**Definition A.25.** The *tangent map* and *cotangent map* over  $\varphi$  are defined through

$$\begin{aligned} T\varphi : T\mathcal{M} &\rightarrow T\mathcal{N} & T^*\varphi : T^*\mathcal{N} &\rightarrow T^*\mathcal{M} \\ \frac{\partial}{\partial X^I} &\mapsto \frac{\partial \varphi^i}{\partial X^I} \frac{\partial}{\partial x^i} & \mathbf{d}x^i &\mapsto \frac{\partial \varphi^i}{\partial X^I} \mathbf{d}X^I, \end{aligned}$$

respectively.  $\diamond$

**Remark A.6.** If  $\mathbf{V} = V^I \frac{\partial}{\partial X^I} \in T_X\mathcal{M}$  is a vector at  $X \in \mathcal{M}$ , then

$$T\varphi(\mathbf{V})(X) \stackrel{\text{def}}{=} \left( \frac{\partial \varphi^i}{\partial X^I} V^I \right) (X) \frac{\partial}{\partial x^i}(\varphi(X)) \in T_{\varphi(X)}\mathcal{N},$$

that is,  $T\varphi(\mathbf{V}) = V^I \frac{\partial \varphi^i}{\partial X^I} \frac{\partial}{\partial x^i}$  without indicating the base point. As the tangent map is linear, a two-point tensor  $\mathbf{F}(X) \in T_{\varphi(X)}\mathcal{N} \otimes T_X^*\mathcal{M}$  can be defined yielding the same result:

$$T\varphi(\mathbf{V}) = V^I \frac{\partial \varphi^i}{\partial X^I} \frac{\partial}{\partial x^i} = V^I \underbrace{\left( \frac{\partial \varphi^i}{\partial X^J} \frac{\partial}{\partial x^i} \otimes \mathbf{d}X^J \right)}_{\stackrel{\text{def}}{=} \mathbf{F}} \cdot \frac{\partial}{\partial X^I} \stackrel{\text{def}}{=} \mathbf{F} \cdot \mathbf{V}.$$

Hence, we may write  $T\varphi \circ \mathbf{V} = T\varphi \cdot \mathbf{V}$ . Moreover, if  $\mathbf{a}^* \in T^*\mathcal{N}$ , then  $T^*\varphi(\mathbf{a}^*) \stackrel{\text{def}}{=} \mathbf{a}^* \cdot \mathbf{F}$ .  $\triangle$

**Remark A.7.** If  $\mathbf{V} : \mathcal{M} \rightarrow T\mathcal{M}$  is a vector field and not just a vector emanating from a specific base point, then  $T\varphi(\mathbf{V})$  is a vector field over  $\mathcal{N}$ .  $T\varphi(\mathbf{V})$  becomes an honest vector field on  $\mathcal{N}$  when the base points are switched.  $\triangle$

**Definition A.26.** The *pushforward* by  $\varphi$  of a vector field  $\mathbf{V} \in \Gamma(T\mathcal{M})$  is the vector field  $\varphi \uparrow \mathbf{V} \in \Gamma(T\mathcal{N})$  defined by

$$\varphi \uparrow \mathbf{V} \stackrel{\text{def}}{=} (T\varphi \cdot \mathbf{V}) \circ \varphi^{-1}.$$

The *pullback* by  $\varphi$  of a vector field  $\mathbf{w} \in \Gamma(T\mathcal{N})$  is a vector field on  $\mathcal{M}$  defined through  $\varphi \downarrow \mathbf{w} \stackrel{\text{def}}{=} (T(\varphi^{-1}) \circ \mathbf{w}) \circ \varphi \in \Gamma(T\mathcal{M})$ .  $\diamond$

**Remark A.8.** The definition carries over to real functions resp. scalar fields. For example, let  $f : \mathcal{M} \rightarrow \mathbb{R}$ , then the pushforward  $\varphi \uparrow f \stackrel{\text{def}}{=} f \circ \varphi^{-1}$  is a scalar field on  $\mathcal{N}$ , and  $\varphi \uparrow = (\varphi^{-1}) \downarrow$  defines the pullback of a scalar field as the inverse operation. Note that  $f$  has the same values at  $X \in \mathcal{M}$  as  $\varphi \uparrow f$  has at  $x = \varphi(X) \in \mathcal{N}$ .  $\triangle$

**Proposition A.5.** For a composition of maps  $\varphi$  and  $\psi$ ,

$$(\psi \circ \varphi) \downarrow = \varphi \downarrow \circ \psi \downarrow \quad \text{and} \quad (\psi \circ \varphi) \uparrow = \psi \uparrow \circ \varphi \uparrow .$$

PROOF. By the chain rule; see, for example, [1, 49].  $\blacksquare$

**Definition A.27.** The pullback and pushforward of 1-form fields  $\mathbf{a}^* \in \Gamma(T^*\mathcal{N})$  and  $\mathbf{B}^* \in \Gamma(T^*\mathcal{M})$  on  $\mathcal{N}$  and  $\mathcal{M}$ , respectively, are being defined according to their action on vector fields. Clearly,

$$\varphi \downarrow \mathbf{a}^* \stackrel{\text{def}}{=} (\mathbf{a}^* \circ \varphi) \cdot T\varphi \quad \text{and} \quad \varphi \uparrow \mathbf{B}^* \stackrel{\text{def}}{=} (\mathbf{B}^* \circ \varphi^{-1}) \cdot T(\varphi^{-1}),$$

respectively.  $\diamond$

**Definition A.28.** Let  $\mathbf{T} \in \mathfrak{T}_q^p(\mathcal{M})$  and  $\mathbf{t} \in \mathfrak{T}_q^p(\mathcal{N})$ , then

$$(\varphi \uparrow \mathbf{T})(x) (\mathbf{a}_1^*, \dots, \mathbf{a}_p^*, \mathbf{w}_1, \dots, \mathbf{w}_q) \stackrel{\text{def}}{=} \mathbf{T}(X) ((\varphi \downarrow \mathbf{a}_1^*), \dots, (\varphi \downarrow \mathbf{a}_p^*), (\varphi \downarrow \mathbf{w}_1), \dots, (\varphi \downarrow \mathbf{w}_q)) ,$$

and

$$(\varphi \downarrow \mathbf{t})(X) (\mathbf{B}_1^*, \dots, \mathbf{B}_p^*, \mathbf{V}_1, \dots, \mathbf{V}_q) \stackrel{\text{def}}{=} \mathbf{t}(x) ((\varphi \uparrow \mathbf{B}_1^*), \dots, (\varphi \uparrow \mathbf{B}_p^*), (\varphi \uparrow \mathbf{V}_1), \dots, (\varphi \uparrow \mathbf{V}_q)) ,$$

where  $X \in \mathcal{M}$  and  $x = \varphi(X)$ .  $\diamond$

**Remark A.9.** In general, pushforward and pullback do not commute with index raising and lowering, e.g.  $\varphi \uparrow (\mathbf{T}^b) \neq (\varphi \uparrow \mathbf{T})^b$ .  $\triangle$

**Definition A.29.** An diffeomorphism  $\varphi : \mathcal{M} \rightarrow \mathcal{N}$  between Riemannian manifolds  $(\mathcal{M}, \mathbf{G})$  and  $(\mathcal{N}, \mathbf{g})$  is called an *isometry* if

$$\mathbf{g} = \varphi \uparrow \mathbf{G} , \quad \text{or equivalently,} \quad \mathbf{G}(\mathbf{U}, \mathbf{V}) = \mathbf{g}(\varphi \uparrow \mathbf{U}, \varphi \uparrow \mathbf{V}) ,$$

for  $\mathbf{U}, \mathbf{V} \in \Gamma(T\mathcal{M})$ .  $\diamond$

**Proposition A.6.** The tangent map of an isometry  $\varphi : \mathcal{M} \rightarrow \mathcal{N}$  is orthogonal, and proper orthogonal, with  $\det(T\varphi) = +1$ , if  $\varphi$  is also orientation-preserving.

PROOF. Let  $\mathbf{G}$  be the metric on  $\mathcal{M}$ , and  $\mathbf{g}$  the metric on  $\mathcal{N}$ . Then, by Definition A.26 and the definition of an isometry,

$$\langle \mathbf{U}, \mathbf{V} \rangle_X = \langle T\varphi \cdot \mathbf{U}, T\varphi \cdot \mathbf{V} \rangle_{x=\varphi(X)}$$

for every  $X \in \mathcal{M}$ . On the other hand, Definition A.18 of the transpose yields

$$\langle T\varphi \cdot \mathbf{U}, T\varphi \cdot \mathbf{V} \rangle_x = \langle (T\varphi)^T \cdot (T\varphi \cdot \mathbf{U}), \mathbf{V} \rangle_X .$$

Comparison of both equations shows that

$$(T\varphi)^T \cdot T\varphi = \mathbf{I}_{\mathcal{M}} , \quad \text{that is,} \quad (T\varphi)^{-1} = (T\varphi)^T \quad \text{at every } X \in \mathcal{M} .$$

Proofing the second assertion requires the notion of orientation, which is briefly introduced below.  $\blacksquare$

## A.4 Tensor Analysis

**Definition A.30.** Let  $\mathbf{v}, \mathbf{w} \in \Gamma(T\mathcal{N})$  be vector fields on a Riemannian manifold  $\mathcal{N}$ , and  $\mathbf{v}$  continuously differentiable. In a chart  $(\mathcal{V}, \sigma)$  on  $\mathcal{N}$  with coordinates  $x^i$ , the *covariant derivative* or *gradient* of  $\mathbf{v}$  is the proper  $\binom{1}{1}$ -tensor field defined through

$$\nabla \mathbf{v}(x) = \nabla_j v^i(x) \mathbf{d}x^j \otimes \frac{\partial}{\partial x^i} \stackrel{\text{def}}{=} \left( \frac{\partial v^i}{\partial x^j} + v^k \gamma_k^i{}^j \right) (x) \mathbf{d}x^j \otimes \frac{\partial}{\partial x^i} ,$$

and the *covariant derivative of  $\mathbf{v}$  along  $\mathbf{w}$*  is the proper vector field defined through

$$\nabla_{\mathbf{w}}\mathbf{v}(x) \stackrel{\text{def}}{=} \mathbf{w}(x) \cdot \nabla\mathbf{v}(x) \stackrel{\text{def}}{=} \left( \frac{\partial v^i}{\partial x^j} w^j + v^k w^j \gamma_{k \ j}^i \right)(x) \frac{\partial}{\partial x^i}.$$

If  $\mathbf{a}^* \in \Gamma(T^*\mathcal{N})$  is continuously differentiable, then  $\nabla\mathbf{a}^* \in \mathfrak{T}_2^0(\mathcal{N})$ , defined by

$$\nabla\mathbf{a}^*(x) \stackrel{\text{def}}{=} \left( \frac{\partial a_i}{\partial x^j} - a_k \gamma_{i \ j}^k \right)(x) \mathbf{d}x^i \otimes \mathbf{d}x^j,$$

is a proper  $\binom{1}{1}$ -tensor field. The term ‘‘proper’’ is meant in the sense that the components of the covariant derivative transform under chart transitions according to the tensorial transformation rule (Proposition A.2). In particular, under a chart transition such that  $x^i \mapsto x^{i'}$ , the connection coefficients transform according to

$$\gamma_{k \ i}^j = \frac{\partial x^{k'}}{\partial x^k} \frac{\partial x^j}{\partial x^{j'}} \frac{\partial x^{i'}}{\partial x^i} \gamma_{k' \ i'}^{j'} + \frac{\partial x^j}{\partial x^{m'}} \frac{\partial^2 x^{m'}}{\partial x^k \partial x^i},$$

with  $i, i', j, j', k, k', m, m' \in \{1, \dots, n_{\text{dim}}\}$ .  $\diamond$

**Definition A.31.** The operator  $\nabla: \Gamma(T\mathcal{N}) \times \Gamma(T\mathcal{N}) \rightarrow \Gamma(T\mathcal{N})$  introduced in Definition A.30 is referred to as the *connection* on  $\mathcal{N}$ , and  $\gamma_{k \ i}^j$  are the *connection coefficients*. A connection  $\nabla$  is called *torsion-free* if  $\gamma_{k \ i}^j = \gamma_{i \ k}^j$ . In case of a Riemannian manifold the connection coefficients are called *Christoffel symbols of the second kind*.  $\diamond$

**Theorem A.1.** Let  $\mathcal{N}$  be a Riemannian manifold, and  $g_{ij}$  and  $g^{ij}$  be the coefficients of the metric and inverse metric, respectively, then there is a unique and torsion-free connection whose coefficients are given by

$$\gamma_{i \ j}^k \stackrel{\text{def}}{=} \frac{1}{2} g^{kl} \left( \frac{\partial g_{jl}}{\partial x^i} + \frac{\partial g_{il}}{\partial x^j} - \frac{\partial g_{ij}}{\partial x^l} \right).$$

PROOF. Detailed derivations can be found, for example, in [13, 49, 85].  $\blacksquare$

**Proposition A.7.** Let  $\mathcal{N}$  be a Riemannian manifold with connection  $\nabla$  and metric  $\mathbf{g}$ , then

$$\nabla\mathbf{g} = \mathbf{0}.$$

PROOF. Using the previous definitions, Proposition A.1, and  $\mathbf{g} \stackrel{\text{def}}{=} g_{ij} \mathbf{d}x^i \otimes \mathbf{d}x^j$ ,

$$\nabla_i g_{jk} = \frac{\partial g_{jk}}{\partial x^i} - 2g_{jl} \gamma_{k \ i}^l = \frac{\partial g_{jk}}{\partial x^i} - \left( \frac{\partial g_{ij}}{\partial x^k} + \frac{\partial g_{kj}}{\partial x^i} - \frac{\partial g_{ki}}{\partial x^j} \right) = 0. \quad \blacksquare$$

**Proposition A.8.** On a Riemannian manifold  $\mathcal{N}$ ,  $\nabla(\mathbf{u}^b) = (\nabla\mathbf{u})^b$  for any  $\mathbf{u} \in \Gamma(T\mathcal{N})$ .

PROOF. This follows from a straightforward calculation by using Proposition A.7.  $\blacksquare$

**Definition A.32.** The *divergence* of a tensor field  $\mathbf{t} \in \mathfrak{T}_q^p(\mathcal{N})$  is defined as the contraction of its covariant derivative  $\nabla\mathbf{t}$  on the last contravariant leg. For examples, if  $\mathbf{t}$  is a  $\binom{3}{0}$ -tensor field, then

$$(\text{div } \mathbf{t})^{ij} \stackrel{\text{def}}{=} \nabla_k t^{ijk}. \quad \diamond$$

**Proposition A.9.** Let  $\mathcal{N}$  be a Riemannian manifold with metric coefficients  $g_{ij}$  in a positively oriented chart and  $\mathbf{v} \in \Gamma(T\mathcal{N})$  a vector field, then

$$\text{div } \mathbf{v} = \nabla_i v^i = \frac{1}{\sqrt{|\det g_{kl}|}} \frac{\partial}{\partial x^i} \left( \sqrt{|\det g_{kl}|} v^i \right).$$

PROOF. By Definition A.30 and Proposition A.1; see [3] for details.  $\blacksquare$

**Definition A.33.** The evolution in time of a differentiable manifold  $\mathcal{N}$  is described by a mapping  $\psi_{t,s}: \mathcal{N} \rightarrow \mathcal{N}$ , where  $t, s$  are points in a time interval  $\mathcal{I} \subset \mathbb{R}$ . The mapping  $\psi_{t,s}$  is called a *time-dependent flow* on  $\mathcal{N}$  provided that

$$\psi_{t,s} \circ \psi_{s,r} = \psi_{t,r} \quad \text{and} \quad \psi_{t,t} = \text{id}_{\mathcal{N}}. \quad \diamond$$

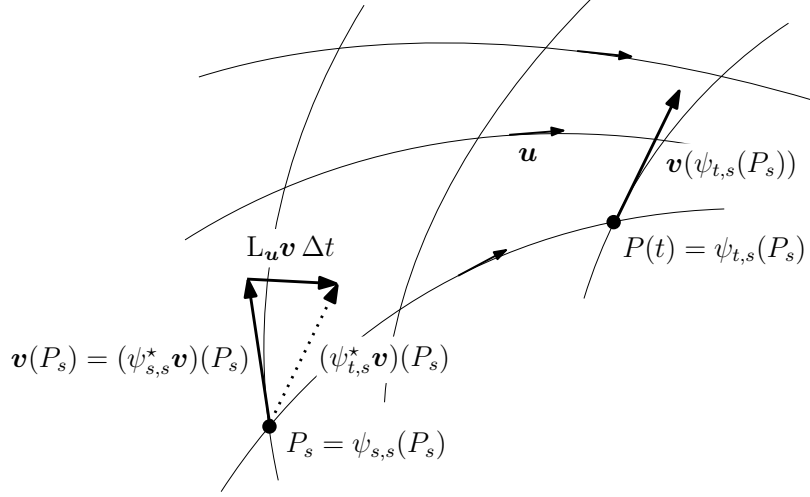


Figure 4: Lie derivative of a time-independent vector field  $\mathbf{v}$  along a time-dependent vector field  $\mathbf{u}$ ; reprint from [3, fig. 3.5]

**Remark A.10.** If  $X_s = \psi_{s,s}(X_s) \in \mathcal{N}$  is the starting point at starting time  $t = s$ , then  $X = c(t) = \psi_{t,s}(X_s) = \psi(X_s, s, t)$  is the point at  $t = t$ , for  $s, t$  fixed. Hence,  $c : \mathcal{I} \rightarrow \mathcal{N}$  is a curve on  $\mathcal{N}$  with the initial condition  $c(s) = X_s$ . The flow  $\psi_{t,s}$  is closely connected to a time-dependent vector field  $\mathbf{u} : \mathcal{N} \times \mathcal{I} \rightarrow T\mathcal{N}$  through  $\mathbf{u}(\psi_{t,s}(X_s), t) = \dot{c}(t)$ , with  $c(s) = X_s$ . Conversely,  $c(t)$  is the unique integral curve of  $\mathbf{u}$  starting at  $X_s$  at time  $t = s$ ; thus  $\mathbf{u}$  generates the flow, so  $\psi_{t,s}$  needs not to be given explicitly.  $\triangle$

**Definition A.34.** The *Lie derivative* of a time-dependent tensor field  $\mathbf{T}_t \in \mathfrak{T}_q^p(\mathcal{N})$  along a time-dependent vector field  $\mathbf{u}_t \in \Gamma(T\mathcal{N})$  is defined by

$$\mathbf{L}_u \mathbf{T} \stackrel{\text{def}}{=} \lim_{\Delta t \rightarrow 0} \frac{\psi_{t,s} \downarrow \mathbf{T}_t - \mathbf{T}_s}{\Delta t} = \lim_{\Delta t \rightarrow 0} \frac{\psi_{t,s} \downarrow \mathbf{T}_t - \psi_{s,s} \downarrow \mathbf{T}_s}{\Delta t} = \left. \frac{d}{dt} \psi_{t,s} \downarrow \mathbf{T}_t \right|_{t=s},$$

where  $\Delta t \stackrel{\text{def}}{=} t - s$ , and  $\psi_{t,s} \downarrow$  denotes the pullback concerning the flow  $\psi_{t,s}$  associated with  $\mathbf{u}_t$ . Therefore, the Lie derivative approximately answers the question how a tensor field  $\mathbf{T}$  changes under some flow. The so-called *autonomous Lie derivative* is obtained by holding  $t$  fixed in  $\mathbf{T}_t$ , that is,

$$\mathbf{L}_u \mathbf{T} \stackrel{\text{def}}{=} \lim_{\Delta t \rightarrow 0} \frac{\psi_{t,s}^* \mathbf{T}_s - \psi_{s,s}^* \mathbf{T}_s}{\Delta t} = \left. \frac{d}{dt} \psi_{t,s}^* \mathbf{T}_s \right|_{t=s} = \mathbf{L}_u \mathbf{T} - \frac{\partial \mathbf{T}}{\partial t}.$$

If  $\mathbf{T}$  is time-independent,  $\mathbf{L}_u \mathbf{T} \equiv \mathcal{L}_u \mathbf{T}$ . Fig. 4 illustrates the concept.  $\diamond$

**Proposition A.10.** *The Lie derivative of the tensor field  $\mathbf{T}_t$  along the vector field  $\mathbf{u}_t$  is obtained by pulling back the tensor field according to the flow associated with  $\mathbf{u}_t$  at some starting time, performing the common time derivative, and then pushing forward the result using the inverse of the pullback. Clearly,*

$$\mathbf{L}_u \mathbf{T} \stackrel{\text{def}}{=} \psi_{t,s} \uparrow \frac{d}{dt} (\psi_{t,s} \downarrow \mathbf{T}_t).$$

PROOF. We refer to [3] and [1, sect. 5.4] for a detailed discussion.  $\blacksquare$

**Proposition A.11.** *Let  $\varphi : \mathcal{M} \rightarrow \mathcal{N}$  be a diffeomorphism,  $\mathbf{u}_t, \mathbf{v}_t \in \Gamma(T\mathcal{N})$ , and  $\mathbf{T} \in \mathfrak{T}_q^p(\mathcal{N})$ , then*

$$\mathcal{L}_{\mathbf{u}+\mathbf{v}} = \mathcal{L}_u + \mathcal{L}_v \quad \text{and} \quad \varphi \downarrow (\mathcal{L}_u \mathbf{T}) = \mathcal{L}_{(\varphi \downarrow u)} (\varphi \downarrow \mathbf{T}).$$

PROOF. See, for example, [49].  $\blacksquare$

**Proposition A.12.** *Let  $\mathcal{N}$  be a Riemannian manifold, and  $\mathbf{u}_t \in \Gamma(T\mathcal{N})$  be a time-dependent vector field. In a chart  $(\mathcal{V}, \sigma)$  on  $\mathcal{N}$  with coordinates  $x^i$ , the components of the Lie derivative of a time-dependent tensor field  $\mathbf{T}_t \in \mathfrak{T}_1^1(\mathcal{M})$  along  $\mathbf{u}_t$  are computed from*

$$(\mathbf{L}_u \mathbf{T})^i_j = \frac{\partial T^i_j}{\partial t} + u^k \frac{\partial T^i_j}{\partial x^k} - T^k_j \frac{\partial u^i}{\partial x^k} + T^i_k \frac{\partial u^k}{\partial x^j}.$$



If  $\mathcal{N}$  has a torsion-free connection  $\nabla$ , then

$$(\mathbf{L}_u \mathbf{T})^i_j = \frac{\partial T^i_j}{\partial t} + u^k \nabla_k T^i_j - \nabla_k T^k_j u^i + \nabla_j T^i_k u^k.$$

PROOF. We refer again to [49] for detailed proof.  $\blacksquare$

**Remark A.11.** As pushforward and pullback do not commute with index raising and lowering, the Lie derivative also does not commute with these operations in general, that is, for example,  $\mathbf{L}_u(\mathbf{T}^b) \neq (\mathbf{L}_u \mathbf{T})^b$ .  $\triangleleft$

In this section, we let  $\mathcal{M}$  and  $\mathcal{N}$  be Riemannian manifolds with some orientation,  $\varphi : \mathcal{M} \rightarrow \mathcal{N}$  be an orientation-preserving diffeomorphism,  $(\mathcal{U}, \beta)$  be a positively oriented chart of  $\mathcal{U} \subset \mathcal{M}$  with respect to the orientation of  $\mathcal{M}$ , and  $(\mathcal{V}, \sigma)$  be a positively oriented chart of  $\mathcal{V} \subset \mathcal{N}$ , with non-empty  $\varphi^{-1}(\mathcal{V}) \cap \mathcal{U} \subset \mathcal{M}$ . Furthermore, let  $\varphi^i(X^I) \stackrel{\text{def}}{=} (x^i \circ \varphi \circ \beta^{-1})(X^I)$  be the coordinates  $x^i$  on  $\mathcal{N}$  arising from the coordinates  $X^I$  on  $\mathcal{U}$  via localization of  $\varphi$ .

**Remark A.12.** A precise definition of *orientation* requires exterior calculus, which is probably one of the most exotic fields of modern differential geometry, at least from an engineer's point of view. The interested reader is referred to the literature suggested at the beginning of this appendix.  $\triangleleft$

**Definition A.35.** Let the tuple  $(\mathbf{w}_1, \dots, \mathbf{w}_n)$  of vector fields  $\mathbf{w}_1, \dots, \mathbf{w}_n \in \Gamma(T\mathcal{N})$  be positively oriented with respect to the orientation of  $\mathcal{N}$ , then the *volume density*  $\mathbf{d}\mathbf{v}$  on  $\mathcal{N}$  is defined through

$$\mathbf{d}\mathbf{v}(\mathbf{w}_1, \dots, \mathbf{w}_n) \stackrel{\text{def}}{=} \sqrt{\det \langle \mathbf{w}_i, \mathbf{w}_j \rangle},$$

where  $\det \langle \mathbf{w}_i, \mathbf{w}_j \rangle$  is the determinant of the matrix  $(W_{ij})$  whose elements are given by the inner products  $W_{ij} \stackrel{\text{def}}{=} \langle \mathbf{w}_i, \mathbf{w}_j \rangle$ .  $\diamond$

**Remark A.13.** Note that  $\mathbf{d}\mathbf{v}(\mathbf{e}_1, \dots, \mathbf{e}_n) = 1$  for a positively oriented orthonormalized basis  $\{\mathbf{e}_1, \dots, \mathbf{e}_n\}$  in  $T\mathcal{N}$ . In ordinary  $\mathbb{R}^3$ , the volume of the parallelepiped spanned by the three vectors  $\mathbf{w}_1, \mathbf{w}_2, \mathbf{w}_3 \in \mathbb{R}^3$  is given by  $V(\mathbf{w}_1, \mathbf{w}_2, \mathbf{w}_3) \stackrel{\text{def}}{=} \sqrt{\det \langle \mathbf{w}_i, \mathbf{w}_j \rangle}$  provided that  $\mathbf{w}_1, \mathbf{w}_2$ , and  $\mathbf{w}_3$  are positively oriented.  $\triangleleft$

**Proposition A.13.** Let  $\mathbf{d}\mathbf{V}$  and  $\mathbf{d}\mathbf{v}$  be the volume densities on  $\mathcal{M}$  and  $\mathcal{N}$ , respectively, then

$$\varphi \downarrow \mathbf{d}\mathbf{v} = \mathbf{d}\mathbf{v} \circ \varphi = J_\varphi \mathbf{d}\mathbf{V},$$

where

$$J_\varphi(X) = \det \left( \frac{\partial \varphi^i}{\partial X^I} \right) \frac{\sqrt{\det g_{ij}(\varphi(X))}}{\sqrt{\det G_{IJ}(X)}}$$

using local coordinates.

PROOF. The proof is most easily obtained using local representatives of  $\mathbf{d}\mathbf{V}$  and  $\mathbf{d}\mathbf{v}$ ; cf. [3, 49].  $\blacksquare$

**Definition A.36.** The proper scalar field  $J_\varphi : \mathcal{M} \rightarrow \mathbb{R}$  introduced by Proposition A.13 is called the *Jacobian* of  $\varphi$  or *relative volume change* with respect to  $\mathbf{d}\mathbf{V}$  and  $\mathbf{d}\mathbf{v}$ . Since  $\varphi$  was assumed orientation-preserving,  $J_\varphi > 0$ .  $\diamond$

**Proposition A.14.** (See [1, 49] for a proof.)  $\mathcal{L}_u \mathbf{d}\mathbf{v} = (\text{div } \mathbf{u}) \mathbf{d}\mathbf{v}$ .

**Theorem A.1 (Change of Variables).** Let  $f : \varphi(\mathcal{M}) \rightarrow \mathbb{R}$ , then

$$\int_{\mathcal{M}} \varphi \downarrow (f \mathbf{d}\mathbf{v}) = \int_{\varphi(\mathcal{M})} f \mathbf{d}\mathbf{v}.$$

PROOF. This is well-known from the analysis of real functions.  $\blacksquare$

The following relations, including the divergence theorem, play a fundamental role in both differential geometry and continuum mechanics. A full derivation is beyond the scope of this paper and can be found elsewhere, e.g. [1, 3, 49].

**Definition A.37.** Let  $\mathcal{N}$  be an oriented  $n$ -dimensional manifold with compatible oriented boundary  $\partial\mathcal{N}$  such that the normals to  $\partial\mathcal{N}$ ,  $\mathbf{n}^* \in \Gamma(T^*\mathcal{N})$ , point outwards. The area density  $\mathbf{d}\mathbf{a} \stackrel{\text{def}}{=} \mathbf{d}\mathbf{v}_{\partial\mathcal{N}}$  is the volume density on  $(n-1)$ -dimensional  $\partial\mathcal{N}$  induced by the volume density  $\mathbf{d}\mathbf{v}$  on  $\mathcal{N}$ . Conceptually, we write  $\mathbf{d}\mathbf{v} = \mathbf{n}^* \wedge \mathbf{d}\mathbf{a}$  to emphasize that  $\mathbf{d}\mathbf{v}$  and  $\mathbf{d}\mathbf{a}$  are linked by the outward normals.  $\diamond$

**Theorem A.2 (Divergence Theorem).** Let  $\mathbf{w} \in \Gamma(T\mathcal{N})$  be a vector field, then for the situation defined above,

$$\int_{\mathcal{N}} (\operatorname{div} \mathbf{w}) \mathbf{d}\mathbf{v} = \int_{\partial\mathcal{N}} \mathbf{w} \cdot \mathbf{n}^* \mathbf{d}\mathbf{a}.$$

**Proposition A.15.** Let  $\mathcal{M}$  be oriented and  $\varphi : \mathcal{M} \rightarrow \mathcal{N}$  an orientation preserving diffeomorphism with tangent  $\mathbf{F} = T\varphi$ . Let  $\mathbf{d}\mathbf{A}$  and  $\mathbf{d}\mathbf{a}$  be the volume forms on  $\partial\mathcal{M}$  and  $\partial(\varphi(\mathcal{M}))$ , respectively. Then  $\mathbf{d}\mathbf{a} = \mathbf{d}\mathbf{A} \circ \varphi^{-1}$  if and only if the outward normals on  $\partial(\varphi(\mathcal{M}))$  and  $\partial\mathcal{M}$  are related by

$$\mathbf{n}^* = \varphi_*(J_\varphi \mathbf{N}^*) = (J_\varphi \circ \varphi^{-1}) \mathbf{F}^{-T} \cdot (\mathbf{N}^* \circ \varphi^{-1}),$$

where  $\mathbf{n}^* \in \Gamma(T^*\mathcal{N})$ ,  $\mathbf{N}^* \in \Gamma(T^*\mathcal{M})$ , and  $J_\varphi$  is the Jacobian of  $\varphi$ .

**Definition A.38.** Let  $\mathcal{M}$ ,  $\varphi$ , etc., be as before, then the Piola transform of a spatial vector field  $\mathbf{y} \in \Gamma(T\mathcal{N})$  is the vector field on  $\mathcal{M}$  given by

$$\mathbf{Y} \stackrel{\text{def}}{=} J_\varphi \varphi \downarrow \mathbf{y} = J_\varphi \mathbf{F}^{-1} \cdot (\mathbf{y} \circ \varphi) \in \Gamma(T\mathcal{M}). \quad \diamond$$

**Theorem A.3 (Piola Identity).** If  $\mathbf{Y}$  is the Piola transform of  $\mathbf{y}$ , then the divergence operators  $\operatorname{DIV}$  on  $\mathcal{M}$  and  $\operatorname{div}$  on  $\mathcal{N}$  are related by

$$\operatorname{DIV} \mathbf{Y} = (\operatorname{div} \mathbf{y} \circ \varphi) J_\varphi.$$

**Proposition A.16.**

$$\int_{\partial\varphi(\mathcal{M})} \mathbf{y} \cdot \mathbf{n}^* \mathbf{d}\mathbf{a} = \int_{\partial\mathcal{M}} \mathbf{Y} \cdot \mathbf{N}^* \mathbf{d}\mathbf{A} \quad \text{resp.} \quad (\mathbf{y} \cdot \mathbf{n}^* \mathbf{d}\mathbf{a}) \circ \varphi = \mathbf{Y} \cdot \mathbf{N}^* \mathbf{d}\mathbf{A}.$$

## References

- [1] R. Abraham, J. E. Marsden, and T. Ratiu. *Manifolds, Tensor Analysis, and Applications*. Addison-Wesley, Reading, Massachusetts, 1983.
- [2] S. N. Atluri. On constitutive relations at finite strain: Hypo-elasticity and elasto-plasticity with isotropic or kinematic hardening. *Computer Methods in Applied Mechanics and Engineering*, 43:137–171, 1984.
- [3] D. Aubram. *Differential Geometry Applied to Continuum Mechanics*. Number 44 in Veröffentlichungen des Grundbauinstitutes der Technischen Universität Berlin. Shaker Verlag, Aachen, 2009. <http://dx.doi.org/10.14279/depositonce-2185>.
- [4] D. Aubram. *An Arbitrary Lagrangian-Eulerian Method for Penetration into Sand at Finite Deformation*. Number 62 in Veröffentlichungen des Grundbauinstitutes der Technischen Universität Berlin. Shaker Verlag, Aachen, 2013. <http://dx.doi.org/10.14279/depositonce-3958>.
- [5] D. Aubram. Development and experimental validation of an arbitrary Lagrangian-Eulerian (ALE) method for soil mechanics. *Geotechnik*, 38(3):193–204, 2015.
- [6] D. Aubram, F. Rackwitz, and S. A. Savidis. Contribution to the non-Lagrangian formulation of geotechnical and geomechanical processes. In Th. Triantafyllidis, editor, *Holistic Simulation of Geotechnical Installation Processes: Theoretical Results and Applications*, volume 82 of *Lecture Notes in Applied and Computational Mechanics*. Springer International Publishing, 2017. [http://dx.doi.org/10.1007/978-3-319-52590-7\\_3](http://dx.doi.org/10.1007/978-3-319-52590-7_3).
- [7] D. Aubram, F. Rackwitz, P. Wriggers, and S. A. Savidis. An ALE method for penetration into sand utilizing optimization-based mesh motion. *Computers and Geotechnics*, 65:241–249, 2015. <http://dx.doi.org/10.1016/j.compgeo.2014.12.012>.
- [8] E. Bauer. Calibration of a comprehensive constitutive equation for granular materials. *Soils and Foundations*, 36(1):13–26, 1996.

- [9] D. J. Benson. An efficient, accurate, simple ALE method for nonlinear finite element programs. *Computer Methods in Applied Mechanics and Engineering*, 72(3):305–350, 1989.
- [10] D. J. Benson. Computational methods in Lagrangian and Eulerian hydrocodes. *Computer Methods in Applied Mechanics and Engineering*, 99(2-3):235–394, 1992.
- [11] B. Bernstein. Hypo-elasticity and elasticity. *Archive for Rational Mechanics and Analysis*, 6:89–104, 1960.
- [12] A. Bertram and B. Svendsen. On material objectivity and reduced constitutive equations. *Archives of Mechanics*, 53(6):653–675, 2001.
- [13] R. L. Bishop and S. I. Goldberg. *Tensor Analysis on Manifolds*. The Macmillan Company, New York, 1968.
- [14] O. T. Bruhns, A. Meyers, and H. Xiao. On non-corotational rates of Oldroyd’s type and relevant issues in rate constitutive formulations. *Proceedings of the Royal Society of London. Series A*, 460:909–928, 2004.
- [15] W. F. Chen and D. J. Han. *Plasticity for Structural Engineers*. Springer-Verlag New York, Inc., 1988.
- [16] Y. M. Cheng and Y. Tsui. Limitations to the large strain theory. *International Journal for Numerical Methods in Engineering*, 33:101–114, 1992.
- [17] B. D. Coleman and M. E. Gurtin. Thermodynamics with internal state variables. *The Journal of Chemical Physics*, 47(2):597–613, 1967.
- [18] B. D. Coleman and V. J. Mizel. Existence of caloric equations of state in thermodynamics. *The Journal of Chemical Physics*, 40(4):1116–1125, 1964.
- [19] B. D. Coleman and W. Noll. The thermodynamics of elastic materials with heat conduction and viscosity. *Archive for Rational Mechanics and Analysis*, 13:167–178, 1963.
- [20] J. K. Dienes. On the analysis of rotation and stress rate in deforming bodies. *Acta Mechanica*, 32:217–232, 1979.
- [21] J. K. Dienes. A discussion of material rotation and stress rate. *Acta Mechanica*, 65:1–11, 1986.
- [22] J. K. Dienes. Finite deformation of materials with an ensemble of defects. Report LA-13994-MS, Los Alamos National Laboratory, Los Alamos, USA, 2003.
- [23] A. C. Eringen. *Mechanics of Continua*. Robert E. Krieger Publishing Company, New York, 2nd edition, 1980.
- [24] C. Fang, Y. Wang, and K. Hutter. Shearing flows of a dry granular material – hypoplastic constitutive theory and numerical simulations. *International Journal for Numerical and Analytical Methods in Geomechanics*, 30:1409–1437, 2006.
- [25] D. P. Flanagan and L. M. Taylor. An accurate numerical algorithm for stress integration with finite rotations. *Computer Methods in Applied Mechanics and Engineering*, 62:305–320, 1987.
- [26] L. P. Franca. An algorithm to compute the square root of a  $3 \times 3$  positive definite matrix. *Computers and Mathematics with Applications*, 18(5):459–466, 1989.
- [27] A. E. Green and P. M. Naghdi. A general theory of an elastic-plastic continuum. *Archive for Rational Mechanics and Analysis*, 18:251–281, 1965.
- [28] G. Gudehus. A comprehensive constitutive equation for granular materials. *Soils and Foundations*, 36(1):1–12, 1996.
- [29] G. Gudehus and D. Kolymbas. A constitutive law of the rate type for soils. In W. Wittke, editor, *Proceedings Third International Conference on Numerical Methods in Geomechanics, Aachen, Germany*, pages 319–329. A. A. Balkema, 1979.
- [30] Z.-H. Guo. Time derivatives of tensor fields in non-linear continuum mechanics. *Archiwum Mechaniki Stosowanej*, 15(1):131–161, 1963.
- [31] M. E. Gurtin and K. Spear. On the relationship between the logarithmic strain rate and the stretching tensor. *International Journal of Solids and Structures*, 19(5):437–444, 1983.

- [32] P. Haupt. *Continuum Mechanics and Theory of Materials*. Springer-Verlag Berlin Heidelberg, 2nd edition, 2002.
- [33] C. W. Hirt, A. A. Amsden, and J. L. Cook. An arbitrary Lagrangian-Eulerian computing method for all flow speeds. *Journal of Computational Physics*, 14:227–253, 1974.
- [34] A. Hoger. The material time derivative of logarithmic strain. *International Journal of Solids and Structures*, 22(9):1019–1032, 1986.
- [35] A. Hoger and D. E. Carlson. Determination of the stretch and rotation in the polar decomposition of the deformation gradient. *Quarterly of Applied Mathematics*, 42:113–117, 1984.
- [36] G. A. Holzapfel. *Nonlinear Solid Mechanics - A Continuum Approach for Engineering*. John Wiley & Sons, Ltd., 2000.
- [37] T. J. R. Hughes. Numerical implementation of constitutive models: Rate-independent deviatoric plasticity. In S. Nemat-Nasser, R. J. Asaro, and G. A. Hegemier, editors, *Theoretical Foundation for Large-Scale Computations for Nonlinear Material Behavior*, pages 29–63. Martinus Nijhoff Publishers, Dordrecht, Niederlande, 1984.
- [38] T. J. R. Hughes and J. Winget. Finite rotation effects in numerical integration of rate constitutive equations arising in large-deformation analysis. *International Journal for Numerical Methods in Engineering*, 15(12):1862–1867, 1980.
- [39] G. Jaumann. Geschlossenes System physikalischer und chemischer Differentialgesetze. *Sitzungsberichte der Mathematisch-Naturwissenschaftlichen Classe der Kaiserlichen Akademie der Wissenschaften 2a*, 120:385–530, 1911.
- [40] G. C. Johnson and D. J. Bammann. A discussion of stress rates in finite deformation problems. *International Journal of Solids and Structures*, 20(8):725–737, 1984.
- [41] D. Kolymbas. *Ein nichtlineares viskoplastisches Stoffgesetz für Böden*, volume 77 of *Veröffentlichungen des Institutes für Bodenmechanik und Felsmechanik der Universität Fridericiana in Karlsruhe*. 1978. (Institute Series; in German).
- [42] D. Kolymbas. *Eine konstitutive Theorie für Böden und andere körnige Stoffe*, volume 109 of *Veröffentlichungen des Institutes für Bodenmechanik und Felsmechanik der Universität Fridericiana in Karlsruhe*. 1988. (Institute Series; in German).
- [43] D. Kolymbas. An outline of hypoplasticity. *Archive of Applied Mechanics*, 61(3):143–151, 1991.
- [44] K. Kondo, editor. *RAAG Memoirs of the Unifying Study of Basic Problems in Engineering and Physical Sciences by Means of Geometry*. Gakujutsu Bunken Fukyu-Kai, Tokyo, 1955–1968. (4 vols.).
- [45] R. D. Krieg and S. W. Key. *Implementation of a time independent plasticity theory into structural computer programs*, volume 20 of *Constitutive Equations in Viscoplasticity: Computational and Engineering Aspects*, pages 125–137. Applied Mechanics Division, ASME, New York, 1976.
- [46] R. D. Krieg and D. N. Krieg. Accuracy of numerical solution methods for the elastic, perfectly plastic model. *Journal of Pressure Vessel Technology*, 99:510–515, 1977.
- [47] E. H. Lee, R. L. Mallet, and T. B. Wertheimer. Stress analysis for anisotropic hardening in finite-deformation plasticity. *Journal of Applied Mechanics*, 50:554–560, 1983.
- [48] L. E. Malvern. *Introduction to the Mechanics of a Continuous Medium*. Prentice Hall, Inc., New Jersey, 1969.
- [49] J. E. Marsden and T. J. R. Hughes. *Mathematical Foundations of Elasticity*. Dover Publications, New York, 1994. (originally published: Prentice-Hall, 1983).
- [50] E. F. Masur. On the definition of stress rate. *Quarterly of Applied Mathematics*, 19:160–163, 1961.
- [51] E. F. Masur. On tensor rates in continuum mechanics. *Zeitschrift für Angewandte Mathematik und Physik (ZAMP)*, 16(2):191–201, 1965.
- [52] P. M. Naghdi and W. L. Wainwright. On the time derivatives of tensors in mechanics of continua. *Quarterly of Applied Mathematics*, 19(2):95–109, 1961.

- [53] J. C. Nagtegaal and F. E. Veldpaus. On the implementation of finite strain plasticity equations in a numerical model. In J. F. T. Pittman, O. C. Zienkiewicz, R. D. Wood, and J. M. Alexander, editors, *Numerical Analysis of Forming Processes*. John Wiley & Sons, Ltd., 1984. chapter 12.
- [54] G. C. Nayak and O. C. Zienkiewicz. Elasto-plastic stress analysis. a generalization for various constitutive relations including strain softening. *International Journal for Numerical Methods in Engineering*, 5:113–135, 1972.
- [55] S. Nemat-Nasser. On finite plastic flow of crystalline solids and geomaterials. *Journal of Applied Mechanics*, 50:1114–1126, 1983.
- [56] A. Niemunis and I. Herle. Hypoplastic model for cohesionless soils with elastic strain range. *Mechanics of Cohesive-Frictional Materials*, 2:279–299, 1997.
- [57] W. Noll. A mathematical theory of the mechanical behavior of continuous media. *Archive for Rational Mechanics and Analysis*, 2:197–226, 1958.
- [58] W. Noll. Materially uniform simple bodies with inhomogeneities. *Archive for Rational Mechanics and Analysis*, 27(1):1–32, 1967.
- [59] W. Noll. A new mathematical theory of simple materials. *Archive for Rational Mechanics and Analysis*, 48(1):1–50, 1972.
- [60] W. Noll. Lectures on the foundations of continuum mechanics and thermodynamics. *Archive for Rational Mechanics and Analysis*, 52(1):62–92, 1973.
- [61] W. Noll. Five Contributions to Natural Philosophy, On Material Frame-Indifference. <http://www.math.cmu.edu/~wn0g/noll/>, 2004.
- [62] J. G. Oldroyd. On the formulation of rheological equations of state. *Proceedings of the Royal Society of London. Series A*, 200:523–541, 1950.
- [63] P. M. Pinsky, M. Ortiz, and K. S. Pister. Numerical integration of rate constitutive equations in finite deformation analysis. *Computer Methods in Applied Mechanics and Engineering*, 40:137–158, 1983.
- [64] W. Prager. An elementary discussion of definitions of stress rate. *Quarterly of Applied Mathematics*, 18(4):403–407, 1961.
- [65] L. Radhakrishna, L. N. Katkar, and T. H. Date. Jaumann transport in relativistic continuum mechanics. *General Relativity and Gravitation*, 13(10):939–946, 1981.
- [66] M. M. Rashid. Incremental kinematics for finite element applications. *International Journal for Numerical Methods in Engineering*, 36:3937–3956, 1993.
- [67] G. Romano and R. Baretta. Continuum mechanics on manifolds. Lecture notes, Department of Structural Engineering, University of Naples Federico II, Italy, 2009.
- [68] G. Romano and R. Baretta. Covariant hypo-elasticity. *European Journal of Mechanics A/Solids*, 30:1012–1023, 2011.
- [69] G. Romano and R. Baretta. Geometric constitutive theory and frame invariance. *International Journal of Non-Linear Mechanics*, 51:75–86, 2013.
- [70] G. Romano and R. Baretta. Continuum mechanics on manifolds. Lecture notes, Department of Structural Engineering, University of Naples Federico II, Italy, 2014. <http://wpage.unina.it/romano/>.
- [71] G. Romano, R. Baretta, and M. Diaco. Geometric continuum mechanics. *Meccanica*, 49:111–133, 2014.
- [72] G. Romano, R. Baretta, and M. Diaco. A geometric rationale for invariance, covariance and constitutive relations. *Continuum Mechanics and Thermodynamics*, 2017. <https://doi.org/10.1007/s00161-017-0595-5>.
- [73] R. Rubinstein and S. N. Atluri. Objectivity of incremental constitutive relations over finite time steps in computational finite deformation analysis. *Computer Methods in Applied Mechanics and Engineering*, 36:277–290, 1983.
- [74] R. Saunders. *The Geometry of Jet Bundles*, volume 142 of *London Mathematical Society Lecture Note Series*. Cambridge University Press, Cambridge, UK, 1989.

- [75] H. L. Schreyer, R. F. Kulak, and J. M. Kramer. Accurate numerical solutions for elastic-plastic models. *Journal of Pressure Vessel Technology*, 101:226–234, 1979.
- [76] R. Segev. Notes on metric independent analysis of classical fields. *Mathematical Methods in the Applied Sciences*, 36(5):497–566, 2013.
- [77] J. C. Simo and T. J. R. Hughes. *Computational Inelasticity*. Springer-Verlag Berlin, 1998.
- [78] J. C. Simo and J. E. Marsden. On the rotated stress tensor and the material version of the Doyle-Ericksen formula. *Archive for Rational Mechanics and Analysis*, 86(3):213–231, 1984.
- [79] J. C. Simo, J. E. Marsden, and P. S. Krishnaprasad. The Hamiltonian structure of nonlinear elasticity: The convective representation of solids, rods, and plates. *Archive for Rational Mechanics and Analysis*, 104(2):125–183, 1988.
- [80] J. C. Simo and K. S. Pister. Remarks on rate constitutive equations for finite deformation problems: Computational implications. *Computer Methods in Applied Mechanics and Engineering*, 46:201–215, 1984.
- [81] J. C. Simo and R. L. Taylor. Consistent tangent operators for rate-independent elastoplasticity. *Computer Methods in Applied Mechanics and Engineering*, 48:101–118, 1985.
- [82] S. W. Sloan. Substepping schemes for the numerical integration of elastoplastic stress-strain relations. *International Journal for Numerical Methods in Engineering*, 24:839–911, 1987.
- [83] S. W. Sloan, A. J. Abbo, and D. Sheng. Refined explicit integration of elastoplastic models with automatic error control. *Engineering Computations*, 18(1/2):121–154, 2001.
- [84] M. Spivak. *Calculus on Manifolds*. Benjamin, New York, 1965.
- [85] M. Spivak. *A Comprehensive Introduction to Differential Geometry*, volume 2. Publish or Perish, Inc., Houston, Texas, 2nd edition, 1979.
- [86] M. Spivak. *A Comprehensive Introduction to Differential Geometry*, volume 1. Publish or Perish, Inc., Houston, Texas, 3rd edition, 1999.
- [87] B. Svendsen and A. Bertram. On frame-indifference and form-invariance in constitutive theory. *Acta Mechanica*, 132:195–207, 1999.
- [88] J. L. Synge and A. Schild. *Tensor Calculus*. Dover Publications, New York, 1978. (originally published: University of Toronto Press, 1949).
- [89] J.-L. Thiffault. Covariant time derivatives for dynamical systems. *Journal of Physics A: Mathematical and General*, 34:5875–5885, 2001.
- [90] T. Y. Thomas. Kinematically preferred co-ordinate systems. *Proceedings of the National Academy of Sciences*, 41:762–770, 1955.
- [91] T. C. T. Ting. Determination of  $\mathbf{C}^{1/2}$ ,  $\mathbf{C}^{-1/2}$  and more general isotropic tensor functions of  $\mathbf{C}$ . *Journal of Elasticity*, 15:319–323, 1985.
- [92] C. Truesdell. Hypo-elasticity. *Journal of Rational Mechanics and Analysis*, 4(1):83–133, 1955.
- [93] C. Truesdell. The simplest rate theory of pure elasticity. *Communications on Pure and Applied Mathematics*, 8:123–132, 1955.
- [94] C. Truesdell. *The Elements of Continuum Mechanics*. Springer-Verlag Berlin Heidelberg New York, 1966.
- [95] C. Truesdell and W. Noll. *The Non-Linear Field Theories of Mechanics*. Springer-Verlag Berlin Heidelberg New York, 3rd edition, 2004.
- [96] C. Truesdell and R. A. Toupin. *The Classical Field Theories*, volume III/1 of *Encyclopedia of Physics*, pages 226–793. Springer-Verlag Berlin Göttingen Heidelberg, 1960.
- [97] J. G. Trulio. Theory and structure of the AFTON codes. Report AFWL-TR-66-19, Air Force Weapons Laboratory, Kirtland Air Force Base, New Mexico, USA, 1966.

- [98] P.-A. von Wolffersdorff. A hypoplastic relation for granular materials with a predefined limit state surface. *Mechanics of Cohesive-Frictional Materials*, 1:251–271, 1996.
- [99] M. L. Wilkins. Calculation of elastic-plastic flow. Report UCRL-7322, Lawrence Radiation Laboratory, University of California, Livermore, USA, 1963.
- [100] H. Xiao, O. T. Bruhns, and A. Meyers. Hypo-elasticity model based upon the logarithmic stress rate. *Journal of Elasticity*, 47:51–68, 1997.
- [101] H. Xiao, O. T. Bruhns, and A. Meyers. Logarithmic strain, logarithmic spin and logarithmic rate. *Acta Mechanica*, 124:89–105, 1997.
- [102] H. Xiao, O. T. Bruhns, and A. Meyers. Existence and uniqueness of the integrable-exactly hypoelastic equation  $\overset{\circ}{\boldsymbol{\tau}}^* = \lambda(\text{tr}\mathbf{D})\mathbf{I} + 2\mu\mathbf{D}$  and its significance to finite inelasticity. *Acta Mechanica*, 138:31–50, 1999.
- [103] H. Xiao, O. T. Bruhns, and A. Meyers. The choice of objective rates in finite elastoplasticity: General results on the uniqueness of the logarithmic rate. *Proceedings of the Royal Society of London. Series A*, 456:1865–1882, 2000.
- [104] S. Zaremba. Sur une forme perfectionnée de la théorie de la relaxation. *Bulletin international de l'Académie des Sciences de Cracovie, Classe des Sciences Mathématiques et Naturelles*, 124:594–614, 1903.
- [105] X. Zhou and K. K. Tamma. On the applicability and stress update formulations for corotational stress rate hypoelasticity constitutive models. *Finite Elements in Analysis and Design*, 39:783–816, 2003.