

Fidelity Susceptibility in the Quantum Rabi Model

Bo-Bo Wei¹ and Xiao-Chen Lv¹

¹*School of Physics and Energy, Shenzhen University, Shenzhen 518060, China**

Quantum criticality usually occurs in many-body systems. Recently it was shown that the quantum Rabi model, which describes a two-level atom coupled to a single mode cavity field, presents quantum phase transitions from a normal phase to a superradiate phase when the ratio between the frequency of the two level atom and the frequency of the cavity field extends to infinity. In this work, we study quantum phase transitions in the quantum Rabi model from the fidelity susceptibility perspective. We found that the fidelity susceptibility and the generalized adiabatic susceptibility present universal finite size scaling behaviors near the quantum critical point of the Rabi model if the ratio between frequency of the two level atom and frequency of the cavity field is finite. From the finite size scaling analysis of the fidelity susceptibility, we found that the adiabatic dimension of the fidelity susceptibility and the generalized adiabatic susceptibility of fourth order in the Rabi model are $4/3$ and 2 , respectively. Meanwhile the correlation length critical exponent and the dynamical critical exponent in the quantum critical point of the Rabi model are found to be $3/2$ and $1/3$ respectively. Since the fidelity susceptibility and the generalized adiabatic susceptibility are the moments of the quantum noise spectrum which is directly measurable by experiments in linear response regime, the scaling behavior of the fidelity susceptibility in the Rabi model could be tested experimentally. The simple structure of the quantum Rabi model paves the way for experimentally observing the universal scaling behavior of the fidelity susceptibility at a quantum phase transition.

PACS numbers: 05.30.Rt, 42.50.Pq, 03.67.-a

I. INTRODUCTION

Quantum criticality is one of the most intriguing phenomena since it signals emergence of new states of matter [1]. However, to observe exotic features at quantum critical point, one has to study systems in the thermodynamic limit involving a large number of system components, which put obstacles both experimentally and theoretically [2]. Recently, it was found that [3] the quantum Rabi model which consists of a single mode cavity field and a two level atom, presents quantum phase transitions (QPT) from a normal phase to a superradiant phase as the ratio $\eta \equiv \Omega/\omega_0$ between the frequency of the two level atom Ω and the frequency of the single mode cavity ω_0 extends to infinity. It has long been known that the Dicke model, many atoms generalization of the Rabi model, presents a QPT as the number of atoms $N \rightarrow \infty$. Hwang and Plenio [3] demonstrate that the Rabi model itself undergoes a QPT with the same universal properties as that of the Dicke model when the ratio η between the transition frequency of the two level atom and the cavity frequency diverges. At the same time the finite-frequency scaling exponents for η are identical to those for N . QPT in the Rabi model opens up a new paradigm for studying phase transitions in the photonic systems [3, 4].

In recent decades, there is a great deal of interest in studying quantum phase transitions from the perspective of quantum information science [5], such as from perspective of quantum entanglement [6, 7] and viewpoint of quantum fidelity [8–10]. The advantage of studying quantum phase transitions using concepts in quantum information science is that no prior knowledge of the order parameter and the symmetry of the system are required [10–35]. These works bridge

the quantum information theory and condensed matter physics and shall deepen our understanding on the various condensed matter phenomena.

The quantum fidelity approach to quantum phase transitions possess a clearer physical picture[10]. It is generally believed that the ground state wave functions at two sides of the critical point g_c of a quantum many body system have qualitatively different structures and thus the overlap of two ground states separated by a small distance δg in the parameter space, i.e. $\langle \Psi_0(g) | \Psi_0(g + \delta g) \rangle$ presents a minimum at the critical point g_c . Because the structure of the ground state of a quantum many body system experiences a significant change as the system is driven adiabatically across the transition point, we can also imagine that the leading term of the fidelity, i.e. the fidelity susceptibility which denotes the leading response of the ground state to the driving parameter, should be a maximum or even divergent at the transition point [11]. Quantum phase transitions from perspective of the fidelity and fidelity susceptibility have been investigated in many different systems [10–35] and it was shown that fidelity susceptibility provides a simple approach to determining the universality of quantum phase transitions [12–35].

In this work, we study the quantum phase transitions in the Rabi model from the perspective of fidelity susceptibility. Having only two constituent particles, the Rabi model is far from being in the thermodynamic limit where a QPT typically occurs; however, a ratio of the atomic transition frequency to the cavity field frequency that approaches infinity, can play the role of a thermodynamic limit. We investigated the universal finite size scaling behavior of fidelity susceptibility and the generalized adiabatic susceptibility in the Rabi model when the ratio η between the frequency of the two level atom and the frequency of the cavity field is finite. From the universal scaling analysis of the fidelity susceptibility and the generalized adiabatic susceptibility in the Rabi model, we found that

* Corresponding author: bbwei@szu.edu.cn

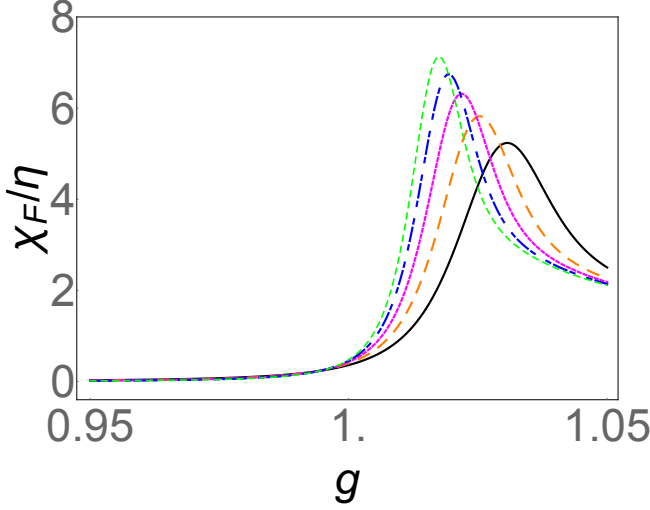


FIG. 1. (color online). Fidelity susceptibility, χ_F , in the Rabi model as a function of control parameter g for different η which is the ratio between the frequency of the two level atom and the frequency of the cavity field. The black solid line is $\eta = 300$, the orange dashed line is $\eta = 400$, the magenta dotted line is $\eta = 500$, the blue dash-dotted line is $\eta = 600$ and the purple short dashed line is $\eta = 700$.

the adiabatic dimension of the fidelity susceptibility and the generalized adiabatic susceptibility of fourth order in the Rabi model are $4/3$ and 2 , respectively and the critical exponents for the correlation length and the dynamical critical exponent are respectively $\nu = 3/2$ and $z = 1/3$. Because the simplicity of the structure of the Rabi model where the ratio η plays the role of particle number, our results for the universal finite size scaling behavior of fidelity susceptibility in the Rabi model could be verified experimentally.

This paper is structured as follows. In Sec. II, we review briefly the quantum Rabi model and its quantum phase transitions. In Sec. III, we introduce the concept of fidelity susceptibility and the generalized adiabatic susceptibility in general situations. Sec. IV is devoted to study the universal scaling behavior of the fidelity susceptibility in the quantum Rabi model and in Sec. V, we investigate the scaling behavior of the generalized adiabatic susceptibility in the Rabi model. In Sec. VI, we discuss the possible experimental detection of the fidelity susceptibility and generalized adiabatic susceptibility. Finally Sec. VII is a brief summary.

II. QUANTUM PHASE TRANSITIONS IN THE RABI MODEL.

The Hamiltonian of the quantum Rabi model is

$$H_{\text{Rabi}} = \omega_0 a^\dagger a + \frac{\Omega}{2} \sigma_z - \lambda(a + a^\dagger) \sigma_x. \quad (1)$$

Here σ_x and σ_z are Pauli matrices for a two-level atom and a and a^\dagger are respectively the annihilation and creation operator of a cavity field. The cavity field frequency is ω_0 and the

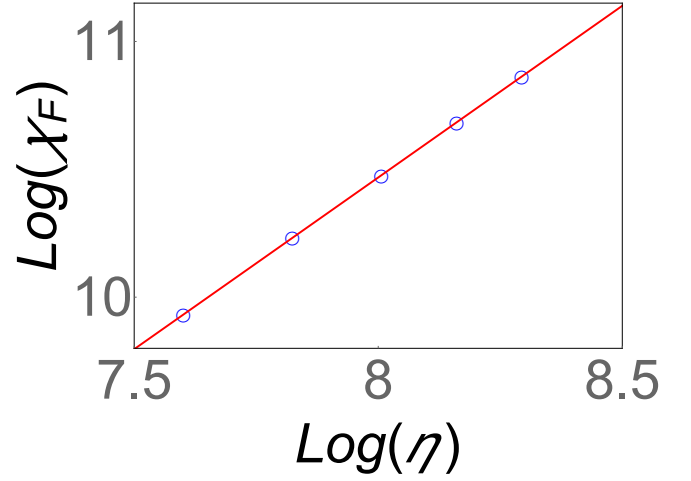


FIG. 2. (color online). The finite size scaling of the amplitude of fidelity susceptibility at the peak position $\ln[\chi_F(g_m)]$ as a function of $\ln(\eta)$. The blue hollow circle is the exact numerical result and the red line is a linear fit of the numerical data. From the linear fit, we find that the adiabatic dimension of the fidelity susceptibility, $\chi_F \sim \eta^\mu$, i.e. $\mu = 1.34$.

transition frequency of the two level atom is Ω . The coupling strength between the cavity field and the two level atom is λ . Defining dimensionless parameters $\eta = \Omega/\omega_0$ and $g = 2\lambda/\sqrt{\Omega\omega_0}$, the Rabi Hamiltonian can be rewritten as

$$H_{\text{Rabi}}/\omega_0 = a^\dagger a + \frac{\eta}{2} \sigma_z - \frac{g\sqrt{\eta}}{2} (a + a^\dagger) \sigma_x, \quad (2)$$

$$\equiv H_0 + gH_1. \quad (3)$$

Recently it was shown that this Rabi model presents second order quantum phase transition from a normal phase to a superradiant phase at the critical point $g = 1$ in the $\eta \rightarrow \infty$ [3]. For large but not infinite η , the ground state expectation values and the energy spectrum exhibit a critical scaling in η at $g = 1$, so-called finite-frequency scaling [3].

III. FIDELITY SUSCEPTIBILITY AND THE GENERALIZED ADIABATIC SUSCEPTIBILITY

Let us consider a general many body system with Hamiltonian

$$H(g) = H_0 + gH_1, \quad (4)$$

where H_1 is the driven Hamiltonian which drives the quantum phase transitions from one phase to the other with strength g . The quantum fidelity of the ground state [8–10] is defined as the overlap between two ground states $|\Psi_0(g)\rangle$ and $|\Psi_0(g + \delta g)\rangle$,

$$F(g, \delta g) = |\langle \Psi_0(g) | \Psi_0(g + \delta g) \rangle|. \quad (5)$$

Because the ground state $|\Psi_0(g)\rangle$ is qualitatively different in two sides of a quantum critical point, the fidelity could characterize quantum phase transitions by presenting a sharp dip

near the critical point. It is clear that fidelity depends on two parameters g and δg . The leading contributions to the fidelity is the fidelity susceptibility [11], which is defined in the limit of $\delta g \rightarrow 0$,

$$\chi_F(g) = \lim_{\delta g \rightarrow 0} \frac{-2 \ln F(g, \delta g)}{(\delta g)^2}. \quad (6)$$

In terms of the eigen states of the Hamiltonian, the fidelity susceptibility is given by [11]

$$\chi_F(g) = \sum_{n \neq 0} \frac{|\langle \Psi_n(g) | H_1 | \Psi_0(g) \rangle|^2}{[E_n(g) - E_0(g)]^2}. \quad (7)$$

Here $|\Psi_n(g)\rangle$ is the eigen states of $H(g)$ with corresponding eigen energy $E_n(g)$, i.e. $H(g)|\Psi_n(g)\rangle = E_n(g)|\Psi_n(g)\rangle$.

Many works have been devoted to investigate the relationship between fidelity susceptibility and quantum phase transitions [11–35]. It is shown that the finite size scaling of the fidelity susceptibility in the neighborhood of a quantum critical point is [10]

$$\chi_F(g_m) \propto L^\mu, \quad (8)$$

where L is the size of the system and μ is the critical adiabatic dimension and g_m is the position of the parameter where the fidelity susceptibility is maximum. For finite size system, the fidelity susceptibility presents scaling behavior as [18, 23]

$$\chi_F(g) = L^{2/\nu} f((g - g_m)L^{1/\nu}). \quad (9)$$

Here ν is the critical exponent of the correlation length and $f(x)$ is an unknown but universal function in the sense that it is independent of the size of the system. Thus the investigation of fidelity susceptibility provides a simple approach to determine the universality class of a quantum phase transitions by extracting the universal critical exponents μ and ν [10].

Consider a time dependent fidelity $F(t) = |\langle \Psi(t) | \Psi_0(t) \rangle|$. Here $|\Psi_0(t)\rangle$ is the instantaneous ground state and $|\Psi(t)\rangle$ is a time dependent state because of time-dependent driven. When the tuning parameter g is time dependent, i.e. $g(t) = g_c + bt'/r!\theta(t)$ with $\theta(t)$ being the step function and b is the adiabatic parameter that controls the distance to the critical point. Because the energy gap at the critical point of QPT g_c tends to zero when the size of the system extends to infinity, in such a case it is impossible to pass through the critical point at a finite speed b without exciting the system. The probability of excitations is given by [36–38]

$$P_{\text{ex}} = 1 - F(t)^2 = b^2 \chi_{2r+2}(g_c). \quad (10)$$

Here

$$\chi_{2r+2}(g) = \sum_{n \neq 0} \frac{|\langle \Psi_n(g) | H_1 | \Psi_0(g) \rangle|^2}{[E_n(g) - E_0(g)]^{2r+2}}, \quad (11)$$

is the generalized adiabatic susceptibility of order $2r + 2$ [36–38]. The fidelity susceptibility is the generalized adiabatic susceptibility with $r = 0$. For $r = 1$, we have the generalized adiabatic susceptibility of order four, χ_4 . It is demonstrated that the finite size scaling of the generalized adiabatic susceptibility in the neighborhood of a quantum critical point is [38]

$$\chi_{2r+2}(g_m) \propto L^{2/\nu+2zr}, \quad (12)$$

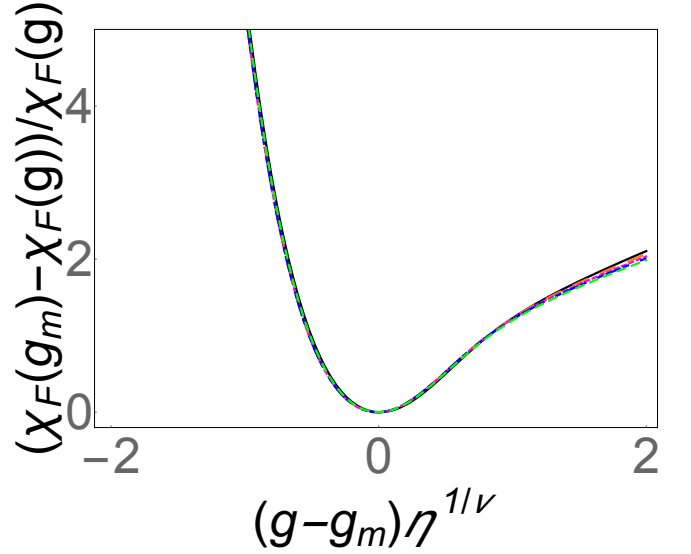


FIG. 3. (color online). Data collapse of fidelity susceptibility in the Rabi model shown in Figure 1. χ_F is a function of $\eta^{1/\nu}(g - g_m)$ only with g_m being the position of the maximum of the fidelity susceptibility and $\nu = 1.49$ being chosen so that data for different η collapse perfectly.

where g_m is the position of the parameter where the fidelity susceptibility is maximum and the critical adiabatic dimension of the generalized adiabatic susceptibility of order $2r + 2$ is $2/\nu + 2zr$ with z being the dynamical critical exponent. For finite size system, the generalized adiabatic susceptibility presents scaling behavior as [38]

$$\chi_{2r+2}(g) = L^{2/\nu+2zr} f_r((g - g_m)L^{1/\nu}). \quad (13)$$

Here $f_r(x)$ is the universal scaling function of the generalized adiabatic susceptibility χ_{2r+2} . Investigation of fidelity susceptibility and the generalized fidelity susceptibility provide a simple approach to determine the universality class of a quantum phase transitions by extracting the universal critical exponents μ, ν, z [10].

IV. FIDELITY SUSCEPTIBILITY IN THE RABI MODEL

The Hamiltonian of the Rabi model can be numerically diagonalized when we truncate the Hilbert space by constraining the maximum number of photons $N = a^\dagger a$. Then the fidelity susceptibility can also be exactly evaluated by Equation (7). We try different number of photons in truncating the Hilbert space until we get convergent result for the fidelity susceptibility. We show the numerical exact results for the fidelity susceptibility in the Rabi model as a function of control parameter g for different $\eta = 300, 400, 500, 600, 700$ respectively in Figure 1. First of all, one can see that the fidelity susceptibility present a peak at $g = g_m$ around the critical point of the Rabi model at $g_c = 1$. Note that the position of parameter where fidelity susceptibility is maximum is different from g_c is

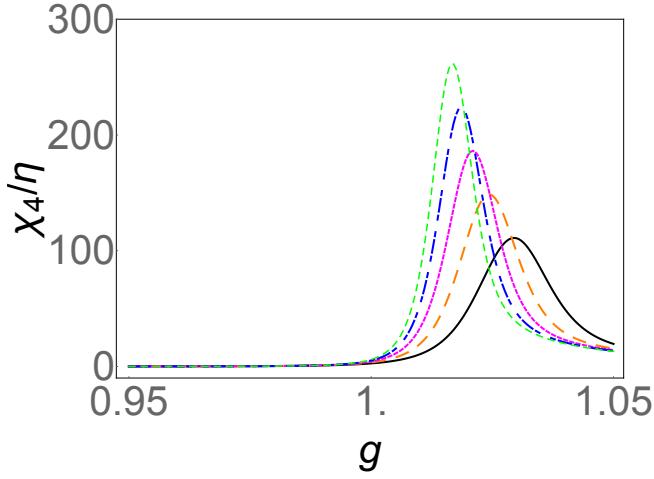


FIG. 4. (color online). Generalized fidelity susceptibility, χ_4 , in the Rabi model as a function of control parameter g for different η . The black solid line is $\eta = 300$, the orange dashed line is $\eta = 400$, the magenta dotted line is $\eta = 500$, the blue dash-dotted line is $\eta = 600$ and the purple short dashed line is $\eta = 700$.

a finite size effect. Second, when η increases, the peak structure in the fidelity susceptibility becomes sharper and higher and the position of the control parameter g_m where the fidelity susceptibility is maximum approach to the quantum critical point of the Rabi model $g_c = 1$. Third, the ratio η between the frequency of the two level atom and the frequency of the cavity field plays the same role at that of the number of particles in ordinary phase transitions.

We further study the adiabatic dimension of the fidelity susceptibility in the Rabi model in Figure 2. The blue hollow circle is the numerical results of the peak value of the fidelity susceptibility $\log(\chi_F)$ for different η . We make a linear fit of these data and find the straight line being, $-0.27 + 1.34x$ (see the red line in Figure 2). Thus the critical adiabatic dimension of the fidelity susceptibility, $\chi_F \sim \eta^\mu$, is $\mu = 1.34$, which is close to the exact result $\mu = 2/\nu = 4/3$ [3].

Figure 3 shows the data collapse of the fidelity susceptibility in the Rabi model for different finite ratio η . Finite size scaling shows that the fidelity susceptibility is a universal function of $\eta^{1/\nu}(g - g_m)$ with g_m being the position of the control parameter where the fidelity susceptibility is maximum. The correlation length critical exponent ν is chosen in order that the data for different η collapse perfectly and we found that $\nu = 1.49$, which agrees with the exact result of the correlation length exponent $\nu = 3/2$ of the Rabi model [3].

V. GENERALIZED ADIABATIC SUSCEPTIBILITY IN THE RABI MODEL

We show the numerical exact results for the generalized adiabatic susceptibility χ_4 in the Rabi model as a function of control parameter g for different $\eta = 300, 400, 500, 600, 700$ respectively in Figure 4. One can see that the generalized adi-

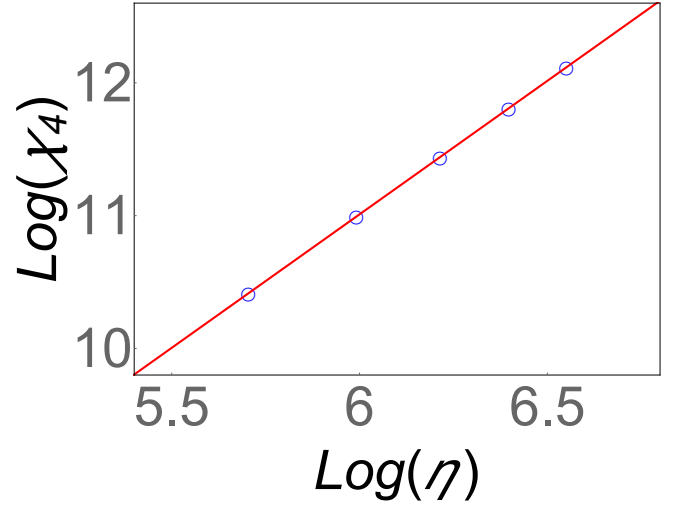


FIG. 5. (color online). The finite size scaling of the amplitude of generalized fidelity susceptibility χ_4 at the peak position $\ln[\chi_4(g_m)]$ as a function of $\ln(\eta)$. The blue hollow circle is the exact numerical result and the red line comes from a linear fit of the numerical data. From the linear fit, we find that the adiabatic dimension of the generalized fidelity susceptibility, $\chi_4 \sim \eta^\mu$, i.e. $\mu = 2.01$.

abatic susceptibility has a peak around the critical point of the Rabi model at $g_c = 1$. Secondly, when η increases, the peak structure in the generalized adiabatic susceptibility becomes sharper and higher and the position of the control parameter g_m where the generalized adiabatic susceptibility is maximum is closer to the critical point $g_c = 1$ of the Rabi model.

We further study the adiabatic dimension of the generalized adiabatic susceptibility χ_4 in the Rabi model in Figure 5. The blue hollow circle is the numerical results of the peak of the generalized adiabatic susceptibility $\log(\chi_4)$ for different η . We make a linear fit of these data with the straight line being, $-1.05 + 2.01x$ (red line in Figure 5). Thus the critical adiabatic dimension of the generalized adiabatic susceptibility, $\chi_4 \sim \eta^\mu$, is $\mu = 2.01$, which agrees with the exact results $\mu = 2/\nu + 2z = 2$ [3]. From the adiabatic dimension of the generalized fidelity susceptibility, we found that the dynamical critical exponent in the critical point of the Rabi model is $z \approx 0.34$, which is close to the exact result $z = 1/3$ [3].

Figure 6 shows the data collapse of the generalized adiabatic susceptibility in the Rabi model for different ratio η . Finite size scaling theory tells us that the generalized adiabatic susceptibility is a universal function of $\eta^{1/\nu}(g - g_m)$ with g_m being the position of the control parameter where the generalized adiabatic susceptibility is maximum. The correlation length critical exponent ν is chosen in order that the data of the generalized adiabatic susceptibility χ_4 for different η collapse perfectly and we found that $\nu = 1.49$, which agrees with the exact result of the correlation length exponent $\nu = 3/2$ [3].

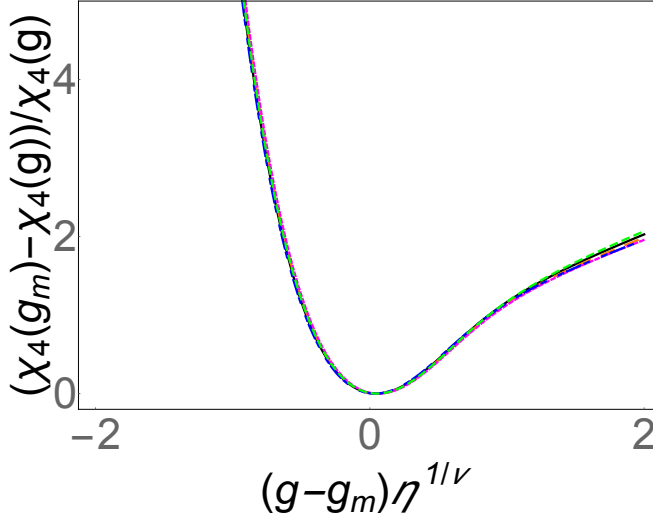


FIG. 6. (color online). Data collapse of the generalized fidelity susceptibility χ_4 in the Rabi model shown in Figure 4. χ_4 is a function of $\eta^{1/\nu}(g - g_m)$ only with g_m being the position of the maximum of the generalized fidelity susceptibility and $\nu = 1.49$ being chosen so that data for different η collapse perfectly.

VI. EXPERIMENTAL CONSIDERATION

The fidelity susceptibility and generalized adiabatic susceptibility are important theoretically because they reveal the universality classes of quantum phase transitions with no knowledge of the symmetry of the system is required. However, how to detect the fidelity susceptibility and the generalized adiabatic susceptibility experimentally? It was shown that the fidelity susceptibility is related to the quantum noise spectrum of the driven Hamiltonian [39]. Let us consider a generalized Hamiltonian $H = H_0 + gH_1$ with g being the control parameter. The quantum noise spectrum of the driven Hamiltonian H_1 can be defined as

$$S_Q(\omega) = \sum_{n \neq 0} |\langle \Psi_n | H_1 | \Psi_0 \rangle|^2 \delta(\omega - E_n + E_0), \quad (14)$$

where $|\Psi_n\rangle$ is the eigen state of the Hamiltonian $H(g)$ with the corresponding eigen energy E_n , i.e. $H|\Psi_n\rangle = E_n|\Psi_n\rangle$. Note that the quantum noise only take into account the states which are different from the ground state. With such a definition for the quantum noise spectrum, the fidelity susceptibility can be written as

$$\chi_F = \int_{-\infty}^{\infty} d\omega \frac{S_Q(\omega)}{\omega^2}. \quad (15)$$

This means that the fidelity susceptibility is the minus second moment of the quantum noise spectrum [39]. Similarly one

can show that the generalized adiabatic susceptibility χ_{2r+2} is related to the quantum noise spectrum by

$$\chi_{2r+2} = \int_{-\infty}^{\infty} d\omega \frac{S_Q(\omega)}{\omega^{2r+2}}. \quad (16)$$

It is well known that the quantum noise spectrum can be experimentally measurable through the experiments in linear response regime [40]. Thus the fidelity susceptibility and the generalized adiabatic susceptibility could be experimentally measurable. In particular the simple structure of the quantum Rabi model pave the way for the experimental observation of the universal scaling behavior of the fidelity susceptibility.

VII. SUMMARY

In summary, we have investigated the quantum phase transitions in a very simple system with finite degrees of freedom, the Rabi model, from fidelity susceptibility approach. We found that the fidelity susceptibility and the generalized adiabatic susceptibility present universal finite size scaling behaviors near the quantum critical point of the Rabi model if the ratio η between frequency of the two level atom and frequency of the cavity field is finite. From the finite size scaling analysis of the fidelity susceptibility and the generalized adiabatic susceptibility, we found that the adiabatic dimension of the fidelity susceptibility χ_F and the generalized adiabatic susceptibility χ_4 in the Rabi model are $4/3$ and 2 , respectively. Furthermore the correlation length critical exponent and the dynamical critical exponent at the quantum critical point of Rabi model are found to be $3/2$ and $1/3$ respectively. Since the fidelity susceptibility and the generalized adiabatic susceptibility are the moments of the quantum noise spectrum which is directly measurable by experiments in linear response regime, the scaling behavior of the fidelity susceptibility in the Rabi model could be tested experimentally. The simple structure of the quantum Rabi model provides a practical platform for experimentally verifying the scaling behavior of the fidelity susceptibility and the generalized adiabatic susceptibility at a quantum phase transition.

ACKNOWLEDGMENTS

This work was supported by the National Natural Science Foundation of China (Grant Number 11604220) and the Startup Fund of Shenzhen University under (Grant number 2016018).

[1] S. Sachdev, Quantum Phase Transitions, 2nd ed. (Cambridge University Press, Cambridge, England, 2011).

[2] J. L. Cardy, *Scaling and Renormalization in Statistical Physics* (Cambridge University Press, Cambridge, 1996).

- [3] M.-J. Hwang, R. Puebla, and M. B. Plenio, Quantum Phase Transition and Universal Dynamics in the Rabi Model, *Phys. Rev. Lett.* **115**, 180404 (2015).
- [4] M.-J. Hwang and M. B. Plenio, Quantum Phase Transition in the Finite Jaynes-Cummings Lattice Systems, *Phys. Rev. Lett.* **117**, 123602 (2016).
- [5] M. A. Nilesen and I. L. Chuang, *Quantum Computation and Quantum Information* (Cambridge University Press, Cambridge, England, 2000).
- [6] A. Osterloh, L. Amico, G. Falci, and R. Fazio, Scaling of entanglement close to a quantum phase transition, *Nature (London)* **416**, 608 (2002).
- [7] L. Amico, R. Fazio, A. Osterloh, and V. Vedral, Entanglement in many-body systems, *Rev. Mod. Phys.* **80**, 517 (2008).
- [8] H. T. Quan, Z. Song, X. F. Liu, P. Zanardi, and C. P. Sun, Decay of Loschmidt echo enhanced by quantum criticality, *Phys. Rev. Lett.* **96**, 140604 (2006).
- [9] P. Zanardi and N. Paunković, Ground state overlap and quantum phase transitions, *Phys. Rev. E* **74**, 031123 (2006).
- [10] S. J. Gu, Fidelity approach to quantum phase transitions, *Int. J. Mod. Phys. B* **24**, 4371 (2010).
- [11] W. L. You, Y. W. Li, and S. J. Gu, Fidelity, dynamic structure factor, and susceptibility in critical phenomena, *Phys. Rev. E* **76**, 022101 (2007).
- [12] P. Zanardi, P. Giorda, and M. Cozzini, Information-Theoretic Differential Geometry of Quantum Phase Transitions, *Phys. Rev. Lett.* **99**, 100603 (2007).
- [13] L. Campos Venuti and P. Zanardi, Quantum Critical Scaling of the Geometric Tensors, *Phys. Rev. Lett.* **99**, 095701 (2007).
- [14] M. F. Yang, Ground-state fidelity in one-dimensional gapless models, *Phys. Rev. B* **76**, 180403 (R) (2007).
- [15] Y. C. Tzeng and M. F. Yang, Scaling properties of fidelity in the spin-1 anisotropic model, *Phys. Rev. A* **77**, 012311 (2008).
- [16] N. Paunković, P. D. Sacramento, P. Nogueira, V. R. Vieira, and V. K. Dugaev, Fidelity between partial states as a signature of quantum phase transitions, *Phys. Rev. A* **77**, 052302 (2008).
- [17] S. Chen, L. Wang, Y. Hao, and Y. Wang, Intrinsic relation between ground-state fidelity and the characterization of a quantum phase transition, *Phys. Rev. A* **77**, 032111 (2008).
- [18] S. J. Gu, H. M. Kwok, W. Q. Ning and H. Q. Lin, Fidelity susceptibility, scaling, and universality in quantum critical phenomena, *Phys. Rev. B* **77**, 245109 (2008).
- [19] S. Yang, S. J. Gu, C. P. Sun, and H. Q. Lin, Fidelity susceptibility and long-range correlation in the Kitaev honeycomb model, *Phys. Rev. A* **78**, 012304 (2008).
- [20] H. M. Kwok, W. Q. Ning, S. J. Gu, and H. Q. Lin, Quantum criticality of the Lipkin-Meshkov-Glick model in terms of fidelity susceptibility, *Phys. Rev. E* **78**, 032103 (2008).
- [21] W. C. Yu, H. M. Kwok, J. P. Cao, and S. J. Gu, Fidelity susceptibility in the two-dimensional transverse-field Ising and XXZ models, *Phys. Rev. E* **80**, 021108 (2009).
- [22] D. Schwandt, F. Alet, and S. Capponi, Quantum Monte Carlo Simulations of Fidelity at Magnetic Quantum Phase Transitions, *Phys. Rev. Lett.* **103**, 170501 (2009).
- [23] A. F. Albuquerque, F. Alet, C. Sire, and S. Capponi, Quantum critical scaling of fidelity susceptibility, *Phys. Rev. B* **81**, 064418 (2010).
- [24] M. M. Rams and B. Damski, Quantum Fidelity in the Thermodynamic Limit, *Phys. Rev. Lett.* **106**, 055701 (2011).
- [25] A. Langari and A. T. Rezakhani, Quantum renormalization group for ground-state fidelity, *New J. Phys.* **14**, 053014 (2012).
- [26] S. H. Li, Q. Q. Shi, Y. H. Su, J. H. Liu, Y. W. Dai, and H. Q. Zhou, Tensor network states and ground-state fidelity for quantum spin ladders, *Phys. Rev. B* **86**, 064401 (2012).
- [27] V. Mukherjee, A. Dutta, and D. Sen, Quantum fidelity for one-dimensional Dirac fermions and two-dimensional Kitaev model in the thermodynamic limit, *Phys. Rev. B* **85**, 024301 (2012).
- [28] S. Greschner, A. K. Kolezhuk, and T. Vekua, Fidelity susceptibility and conductivity of the current in one-dimensional lattice models with open or periodic boundary conditions, *Phys. Rev. B* **88**, 195101 (2013).
- [29] J. Carrasquilla, S. R. Manmana, M. Rigol, Scaling of the gap, fidelity susceptibility, and Bloch oscillations across the superfluid-to-Mott-insulator transition in the one-dimensional Bose-Hubbard model *Phys. Rev. A* **87**, 043606 (2013).
- [30] B. Damski, Fidelity susceptibility of the quantum Ising model in a transverse field: The exact solution, *Phys. Rev. E* **87**, 052131 (2013).
- [31] B. Damski and M. M. Rams, Exact results for fidelity susceptibility of the quantum Ising model: the interplay between parity, system size, and magnetic field, *J. Phys. A: Math. Theor.* **47**, 025303 (2014).
- [32] M. Lacki, B. Damski, and J. Zakrzewski, Numerical studies of ground-state fidelity of the Bose-Hubbard model, *Phys. Rev. A* **89**, 033625 (2014).
- [33] L. Wang, Y. H. Liu, J. Imriška, P. N. Ma and M. Troyer, Fidelity susceptibility made simple: A unified quantum Monte Carlo approach, *Phys. Rev. X* **5**, 031007 (2015).
- [34] G. Sun, A. K. Kolezhuk, and T. Vekua, Fidelity at Berezinskii-Kosterlitz-Thouless quantum phase transitions, *Phys. Rev. B* **91**, 014418 (2015).
- [35] G. Sun, Fidelity Susceptibility Study of Quantum Long-Range Antiferromagnetic Ising Chain, *arXiv:1708.08212* (2017).
- [36] C. De Grandi, V. Gritsev, and A. Polkovnikov, Quench dynamics near a quantum critical point, *Phys. Rev. B* **81**, 012303 (2010).
- [37] C. De Grandi, V. Gritsev, and A. Polkovnikov, Quench dynamics near a quantum critical point: Application to the sine-Gordon model, *Phys. Rev. B* **81**, 224301 (2010).
- [38] A. Polkovnikov, K. Sengupta, A. Silva, and M. Vengalattore Colloquium: Nonequilibrium dynamics of closed interacting quantum systems, *Rev. Mod. Phys.* **83**, 863 (2011).
- [39] W. L. You and L. He, Generalized fidelity susceptibility at phase transitions, *J. Phys.: Condens. Matter* **27**, 205601 (2015).
- [40] R. Kubo, The fluctuation-dissipation theorem, *Rep. Prog. Phys.* **29**, 255 (1966).