

Top-pair and tW production at approximate N³LO

*Nikolaos Kidonakis*¹

Department of Physics

Kennesaw State University

Kennesaw, GA 30144, USA

1 Introduction

I present approximate N³LO theoretical results for top-antitop pair production, and for single-top production in association with a W boson. The higher-order corrections are from soft-gluon radiation, which is dominant near partonic threshold. I present results for total cross sections as well as transverse-momentum and rapidity distributions of the top quark, and compare with data at LHC energies.

2 Top-pair production

The top quark is the heaviest elementary particle to have been discovered to date. Because of its large mass, its near-threshold production at current colliders receives large radiative corrections from soft-gluon emission. These corrections have long been known to be significant for $t\bar{t}$ production, and they approximate exact results, when known, very accurately.

Resummation of the double-differential cross section at next-to-next-to-leading logarithm (NNLL) accuracy in moment space was derived in Ref. [1] using the two-loop soft anomalous dimension [1, 2]. Fixed-order expansions of the resummed cross section in momentum space bypass the problem of using a prescription for divergences, and they provide excellent and reliable predictions for the higher-order corrections. General expressions for the expansions have been derived and used for various processes at NNLO [3] and N³LO [4]. Approximate N³LO (aN³LO) predictions for double-differential cross sections in $t\bar{t}$ production have appeared in Ref. [5]. These aN³LO corrections are needed for precision physics as they considerably enhance the total cross section and differential distributions.

An interesting question in the study of $t\bar{t}$ production is the effect of scale choice on the top-quark p_T distributions. Traditionally, two central choices have been made

¹Talk presented at the APS Division of Particles and Fields Meeting (DPF 2017), July 31-August 4, 2017, Fermilab. C170731

for the factorization and renormalization scales: $\mu = m$, the top quark mass; and $\mu = m_T = (p_T^2 + m^2)^{1/2}$, the transverse mass. The difference in the p_T distributions using the two scales thus grows with p_T .

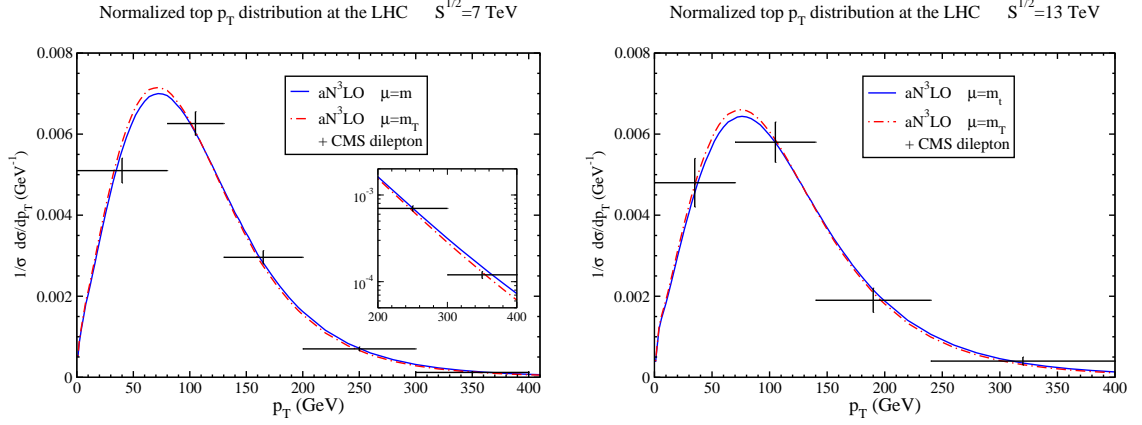


Figure 1: Top quark aN³LO normalized p_T distributions compared with CMS dilepton data at (left) 7 TeV [6] and (right) 13 TeV [7] LHC energies.

In Fig. 1 we display the top quark normalized p_T distributions at 7 TeV (left plot) and 13 TeV (right plot) LHC energies. We compare with data from CMS in the dilepton channel at 7 TeV [6] and 13 TeV [7]. We find excellent agreement in both cases, especially with the choice $\mu = m_T$, which better describes the data at high p_T . We have used MMHT2014 pdf [8]; the results with CT14 pdf [9] are similar.

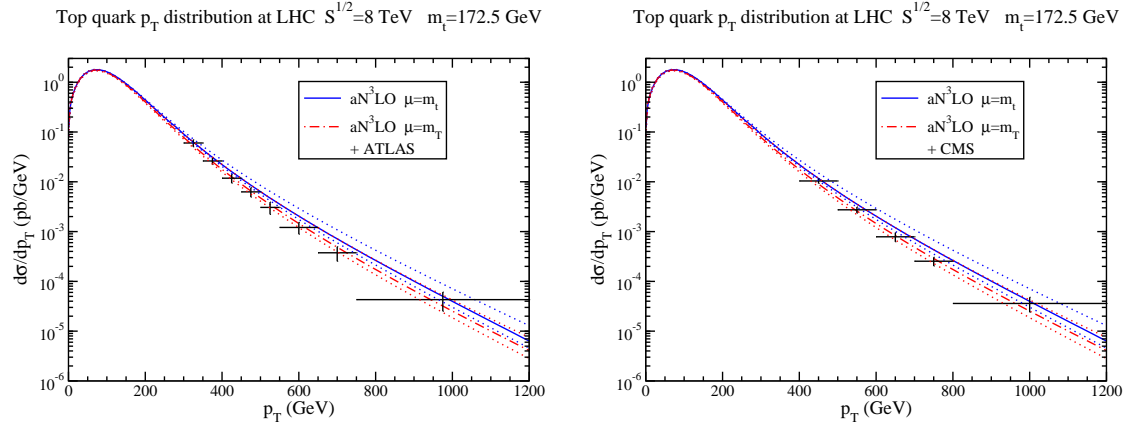


Figure 2: Top quark aN³LO p_T distributions compared with (left) ATLAS [10] and (right) CMS [11] lepton+jets data at 8 TeV LHC energy.

In Fig. 2 we display the boosted top quark p_T distributions, with theoretical uncertainty, at 8 TeV LHC energy, and compare with lepton+jets data from ATLAS [10] (left plot) and CMS [11] (right plot). Again, the calculations with the choice $\mu = m_T$ better describe the data at high p_T .

3 tW production

The associated production of a top quark and a W boson, via the partonic process $bg \rightarrow tW^-$, was studied at NNLL accuracy in Ref. [12] using results for the two-loop soft anomalous dimension. Approximate NNLO (aNNLO) predictions for the total tW^- production cross section were given in [12]. The cross section for $\bar{t}W^+$ production is the same.

Top-quark p_T distributions at aNNLO for this process were given in Ref. [13]. More recently, aN³LO results for the total cross section and the top p_T and rapidity distributions in tW production were presented in Ref. [14].

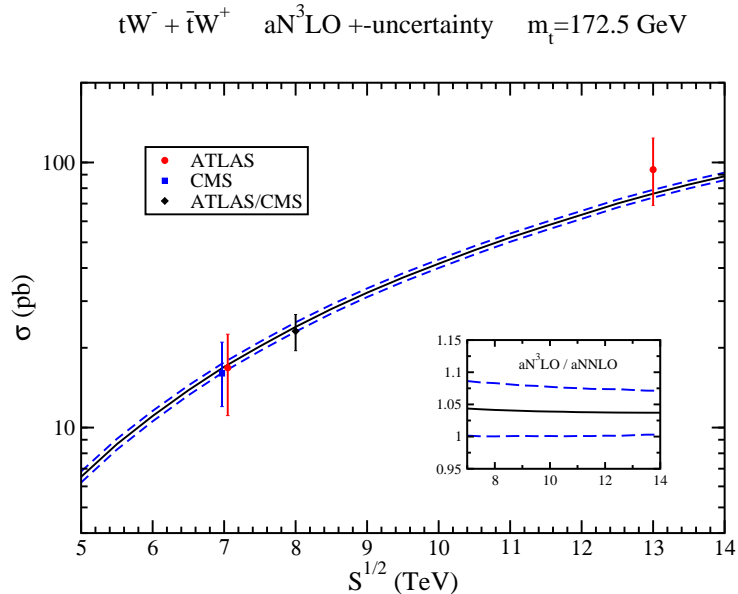


Figure 3: Total aN³LO cross section for tW production at LHC energies compared with data [15, 16, 17, 18] from ATLAS and CMS.

In Fig. 3 we show the total aN³LO cross section, together with theoretical uncertainty, for tW production and compare with LHC data. The theoretical predictions are in very good agreement with the data from ATLAS [15] and CMS [16] at 7 TeV, an ATLAS/CMS combination at 8 TeV [17], and ATLAS at 13 TeV [18].

The inset plot in Fig. 3 shows the $aN^3LO/aNNLO$ ratio. It is clear that the third-order soft-gluon corrections are non-negligible.

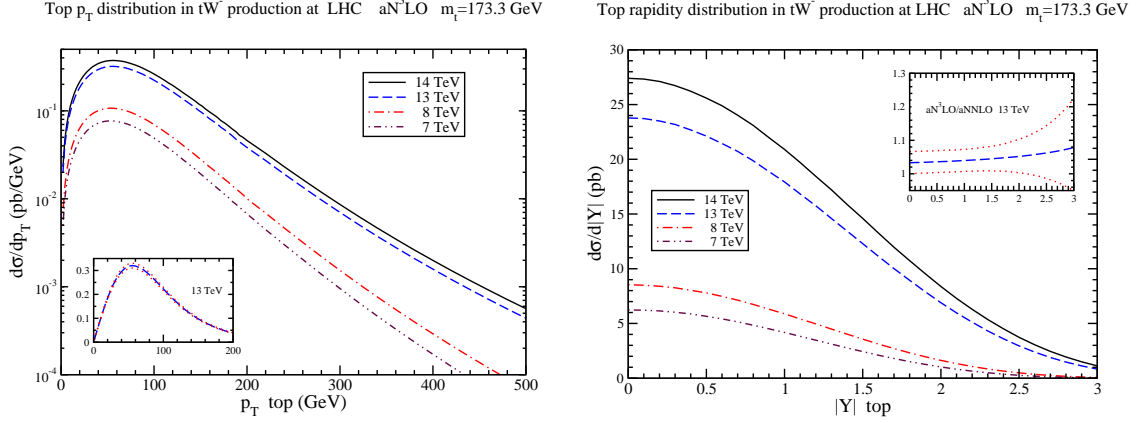


Figure 4: Top quark aN^3LO p_T and rapidity distributions in tW production.

In the left plot of Fig. 4 we display the aN^3LO top quark p_T distributions in tW production at LHC energies. The inset plot shows the distribution at 13 TeV energy together with the theoretical uncertainty.

In the right plot of Fig. 4 we display the aN^3LO top quark rapidity distributions in tW production at LHC energies. The inset plot shows the $aN^3LO/aNNLO$ ratio, with theoretical uncertainty, at 13 TeV. We observe that the soft-gluon corrections are substantial, particularly at large values of rapidity.

Acknowledgements

This material is based upon work supported by the National Science Foundation under Grant No. PHY 1519606.

References

- [1] N. Kidonakis, Phys. Rev. D **82**, 114030 (2010) [arXiv:1009.4935 [hep-ph]].
- [2] N. Kidonakis, Phys. Rev. Lett. **102**, 232003 (2009) [arXiv:0903.2561 [hep-ph]].
- [3] N. Kidonakis, Int. J. Mod. Phys. A **19**, 1793 (2004) [hep-ph/0303186]; Mod. Phys. Lett. A **19**, 405 (2004) [hep-ph/0401147].
- [4] N. Kidonakis, Phys. Rev. D **73**, 034001 (2006) [hep-ph/0509079].

- [5] N. Kidonakis, Phys. Rev. D **90**, 014006 (2014) [arXiv:1405.7046 [hep-ph]]; Phys. Rev. D **91**, 031501 (2015) [arXiv:1411.2633 [hep-ph]]; Phys. Rev. D **91**, 071502 (2015) [arXiv:1501.01581 [hep-ph]].
- [6] CMS Collaboration, Eur. Phys. J. C **73**, 2339 (2013) [arXiv:1211.2220 [hep-ex]].
- [7] CMS Collaboration, CMS-PAS-TOP-15-010.
- [8] L.A. Harland-Lang, A.D. Martin, P. Molytinski, and R.S. Thorne, Eur. Phys. J. C **75**, 204 (2015) [arXiv:1412.3989 [hep-ph]].
- [9] S. Dulat, T.-J. Hou, J. Gao, M. Guzzi, J. Huston, P. Nadolsky, J. Pumplin, C. Schmidt, D. Stump, and C.-P. Yuan, Phys. Rev. D **93**, 033006 (2016) [arXiv:1506.07443 [hep-ph]].
- [10] ATLAS Collaboration, Phys. Rev. D **93**, 032009 (2016) [arXiv:1510.03818 [hep-ex]].
- [11] CMS Collaboration, Phys. Rev. D **94**, 072002 (2016) [arXiv:1605.00116 [hep-ex]].
- [12] N. Kidonakis, Phys. Rev. D **82**, 054018 (2010) [arXiv:1005.4451 [hep-ph]].
- [13] N. Kidonakis, Phys. Rev. D **93**, 054022 (2016) [arXiv:1510.06361 [hep-ph]].
- [14] N. Kidonakis, Phys. Rev. D **96**, 034014 (2017) [arXiv:1612.06426 [hep-ph]].
- [15] ATLAS Collaboration, Phys. Lett. B **716**, 142 (2012) [arXiv:1205.5764 [hep-ex]].
- [16] CMS Collaboration, Phys. Rev. Lett. **110**, 022003 (2013) [arXiv:1209.3489 [hep-ex]].
- [17] ATLAS and CMS Collaborations, ATLAS-CONF-2016-023, CMS-PAS-TOP-15-019.
- [18] ATLAS Collaboration, ATLAS-CONF-2016-065.