

Waves and instabilities in stratified shear flows in the absence of gravity

ANIRBAN GUHA¹† AND RAUNAK RAJ¹

¹ Environmental and Geophysical Fluids Group, Department of Mechanical Engineering, Indian Institute of Technology, Kanpur, U.P. 208016, India.

(Received ?? and in revised form ??)

In this paper, we show that in non-Boussinesq or anelastic flows, density variations can significantly affect the inertial terms. This effect gets highlighted in the flows where shear dominates over buoyancy, or in the flows occurring in the horizontal plane (where gravity is absent). We show that two new types of interfacial waves, namely vorticity-density and shear-density waves, can exist in stratified shear flows when buoyancy effects are negligible. When multiple interfaces are present, the above-mentioned waves can interact to yield new types of shear instabilities. Multiple interfaces would be produced when a fluid of a given density flows into an ambient fluid of a different density. Keeping this density profile fixed, we consider three different base shear profiles and investigate the ensuing instabilities. We show that density stratification has both stabilizing and destabilizing effects. Growth rates in the presence of stratification can be significantly higher than the corresponding homogeneous counterparts. We also propose a new vorticity-like quantity called *momentor*, defined as the curl of momentum, which incorporates the effect of density stratification in describing solid-body like rotation in non-Boussinesq shear flows.

1. Introduction

Density stratified shear flows are ubiquitous in oceans and atmosphere. Since geophysical flows are usually assumed to be Boussinesq, many times by density variation we inadvertently presume buoyancy variation. Boussinesq approximation implies that small density variations in an incompressible fluid have an insignificant effect in the inertial terms of the governing Navier-Stokes equations, but play an important role in the gravity term (Turner 1979). Using this approximation, one can successfully capture internal gravity waves without dealing with other complexities associated with density variation. In terrestrial as well as planetary atmospheric flows, the assumption of incompressibility may be valid on many occasions; however, the density stratification may not be small. Such flows are known as non-Boussinesq or anelastic flows (Sutherland 2010). In density stratified flows Boussinesq approximation not only filters out sound waves but it also eliminates all kinds of non-Boussinesq/anelastic waves from the system.

The objective of this paper is to highlight the importance of density variation in the inertial terms. We show that the non-Boussinesq effects become prominent when shear is sufficiently stronger than buoyancy. Non-Boussinesq effects are also shown to be vital in shear flows occurring in the horizontal plane (gravity is absent). An example of horizontal flows would be atmospheric jet streams, which has a zonal mean shear flow along with a density stratification in the meridional direction. Due to density variations

† Electronic mail for correspondence: anirbanguha.ubc@gmail.com

in the horizontal plane, the well known dispersion relation of Rossby waves would change. Since vorticity evolution equation fundamentally governs density (and buoyancy) stratified shear flows, we revisit this equation to identify the role of each vorticity generating term, especially when Boussinesq approximation is not imposed. This would help us to uncover new kinds of waves and instabilities.

The paper is organized as follows. In §2 we scrutinize the vorticity evolution equation and after linearization we obtain a general dispersion relation. Possibility of the existence of new types of waves are discussed. We also propose a new vorticity-like quantity called *momentor*, which incorporates the effect of stratification in describing solid-body like rotation. In §3 we discuss three possible linear instabilities that can arise when a fluid of a given density flows through an ambient fluid of different density in presence of background shear and absence of gravity. The paper is summarized and concluded in §4.

2. Governing equations

The governing incompressible continuity and (inviscid) Navier-Stokes equations of a density stratified fluid are given below:

$$\frac{D\rho}{Dt} = 0, \quad \nabla \cdot \mathbf{u} = 0, \quad (2.1a)$$

$$\frac{D\mathbf{u}}{Dt} = -g\hat{\mathbf{k}} - \frac{1}{\rho}\nabla p. \quad (2.1b)$$

Here $D/Dt \equiv \partial/\partial t + \mathbf{u} \cdot \nabla$ is the material derivative, and \mathbf{u} , ρ , p and g respectively denote velocity, density, pressure and acceleration due to gravity. The vorticity equation is obtained by taking curl of (2.1b) and using (2.1a):

$$\frac{D\mathbf{q}}{Dt} = (\mathbf{q} \cdot \nabla)\mathbf{u} + \frac{1}{\rho^2}\nabla\rho \times \nabla p, \quad (2.2)$$

where $\mathbf{q} \equiv \nabla \times \mathbf{u}$ is the vorticity. The first term on the RHS is the vortex stretching term that would be absent in 2D flows. The second term denotes the baroclinic generation of vorticity i.e. vorticity generated when the isopycnals and isobars are not parallel.

2.1. Linearized vorticity evolution equation

We consider a 2D flow $\mathbf{u} = (u, w)$ in the $x - z$ plane, and assume a base state that varies only along z : $u = \bar{u}(z)$, $w = 0$, $\bar{q}(z) = d\bar{u}/dz$, $p = \bar{p}(z)$ and $\rho = \bar{\rho}(z)$. The base state follows hydrostatic pressure balance $d\bar{p}/dz = -\bar{\rho}g$. We add perturbations to the base flow and the governing equations are linearized. This produces the perturbation vorticity evolution equation

$$\frac{\bar{D}q}{\bar{D}t} = -w\frac{d\bar{q}}{dz} + \frac{g}{\bar{\rho}}\frac{\partial\rho}{\partial x} + \underbrace{\frac{1}{\bar{\rho}^2}\left(\frac{d\bar{\rho}}{dz}\frac{\partial p}{\partial x}\right)}_{T_3}, \quad (2.3)$$

where $\bar{D}/\bar{D}t \equiv \partial/\partial t + \bar{u}\partial/\partial x$ denotes the *linearized* material derivative, and the quantities with no overbars are the perturbation quantities. Equation (2.3) shows that vorticity can be generated from three sources:

(i) $-w d\bar{q}/dz$: This term denotes the barotropic generation of vorticity, i.e. vorticity generated due to gradients in background vorticity. For example, if we are considering rotating flows in the β -plane, then $d\bar{q}/dz$ basically becomes the planetary vorticity gradient β .

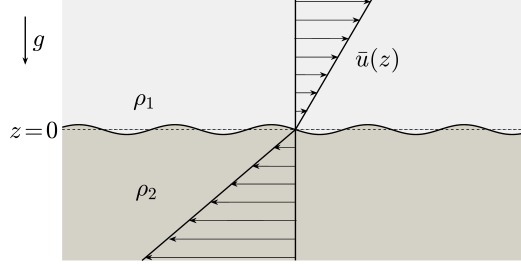


Figure 1: An interface between two fluids of different background density and vorticity in the presence of gravity.

(ii) $g\bar{\rho}^{-1}\partial\rho/\partial x$: This term denotes the baroclinic generation of vorticity. Under Boussinesq approximation ($\bar{\rho} \approx \text{const.}$), this term signifies the Boussinesq baroclinic generation and underpins the key mechanism behind internal gravity wave propagation.

(iii) $T_3 \equiv \bar{\rho}^{-2}(d\bar{\rho}/dz)(\partial p/\partial x)$: This is the second baroclinic generation term. In Boussinesq approximation, which implies $\bar{\rho} \approx \text{const.}$, this term is zero. In non-Boussinesq flows, this term can give rise to non-Boussinesq baroclinic generation of vorticity, and furthermore, a new class of waves not reported in the literature.

2.2. Non-Boussinesq vorticity gravity waves

Let us consider an interface $z = \eta(x, t)$ of infinitesimal amplitude separating two fluids of different base state properties. The interface satisfies kinematic boundary condition, which under linearized assumption yields $\bar{D}\eta/\bar{D}t = w$. This relation, along with the linearized version of (2.1a) produces the following relation for perturbation density: $\rho = -\eta d\bar{\rho}/dz$. Using these relations, the linearized perturbation vorticity equation (2.3) for an interface becomes (Heifetz & Mak 2015)

$$\frac{\bar{D}q}{\bar{D}t} = -w \frac{d\bar{q}}{dz} - \frac{g}{\bar{\rho}} \frac{d\bar{\rho}}{dz} \frac{\partial \eta}{\partial x} + \frac{1}{\bar{\rho}^2} \frac{d\bar{\rho}}{dz} \frac{\partial p}{\partial x}. \quad (2.4)$$

Next we consider a specific case of layerwise constant base state density and vorticity as shown in figure 1:

$$\bar{\rho}(z) = \begin{cases} \rho_1 & 0 < z \\ \rho_2 & z < 0 \end{cases} \quad \bar{q}(z) = \begin{cases} Q_1 & 0 < z \\ Q_2 & z < 0. \end{cases} \quad (2.5)$$

This implies that both $d\bar{q}/dz$ and $d\bar{\rho}/dz$ are zero everywhere except at $z = 0$. Therefore, from (2.4) we deduce that perturbation vorticity generation takes place only at the interface and the perturbed flow in the bulk is still irrotational. Hence we can introduce velocity potentials (ϕ_1, ϕ_2) separately in the two regions and write the continuity equation

$$\nabla^2 \phi_1 = 0 \quad z > 0 \quad ; \quad \nabla^2 \phi_2 = 0 \quad z < 0. \quad (2.6)$$

The linearized kinematic boundary conditions just above and below the interface can be written as

$$\frac{\partial \eta}{\partial t} = \frac{\partial \phi_1}{\partial z} \Big|_{z=0} \quad ; \quad \frac{\partial \eta}{\partial t} = \frac{\partial \phi_2}{\partial z} \Big|_{z=0}. \quad (2.7)$$

The linearized dynamic boundary condition in the presence of piecewise background shear (see Appendix A for derivation) yields

$$\rho_1 \left[\frac{\partial \phi_1}{\partial t} - Q_1 \psi + g\eta \right]_{z=0} = \rho_2 \left[\frac{\partial \phi_2}{\partial t} - Q_2 \psi + g\eta \right]_{z=0}, \quad (2.8)$$

where ψ is the perturbation streamfunction such that $u = \partial\psi/\partial z$ and $w = -\partial\psi/\partial x$. A similar but a special case of the above equation, which considered the effect of a constant shear for a free surface gravity wave (air considered as a passive fluid of zero density) in a steady frame, was derived by Fenton (1973) and subsequently used by Kishida & Sobey (1988). Using normal mode perturbations for ϕ_1 and ϕ_2 in (2.6), and applying the evanescent condition along with the kinematic boundary condition, we get

$$\phi_1 = \Re\{A \exp(-kz) \exp(i(kx - \omega t))\}; \quad \phi_2 = \Re\{-A \exp(kz) \exp(i(kx - \omega t))\}, \quad (2.9)$$

where ω is the complex frequency and k is the wavenumber. The streamfunctions (ψ_1, ψ_2) can be recovered using the respective velocity potentials (ϕ_1, ϕ_2). Substituting the normal modes for velocity potentials, stream functions and surface elevation in (2.7) and using (2.8), we obtain the dispersion relation for a non-Boussinesq vorticity gravity wave:

$$\omega = \frac{\rho_1 Q_1 - \rho_2 Q_2}{2(\rho_2 + \rho_1)} \pm \sqrt{\left\{ \frac{\rho_2 Q_2 - \rho_1 Q_1}{2(\rho_2 + \rho_1)} \right\}^2 + gk \left(\frac{\rho_2 - \rho_1}{\rho_2 + \rho_1} \right)}. \quad (2.10)$$

In absence of gravity, the above equation will produce a ‘‘vorticity-density wave’’ (which becomes a pure vorticity wave when $\rho_1 = \rho_2$):

$$\omega = \frac{\rho_1 Q_1 - \rho_2 Q_2}{\rho_1 + \rho_2}. \quad (2.11)$$

Equation (2.10), under Boussinesq approximation, produces the dispersion relation for vorticity gravity waves given in Harnik *et al.* (2008):

$$\omega = -\frac{\Delta Q}{4} \pm \sqrt{\left(\frac{\Delta Q}{4} \right)^2 + A_t g k}, \quad (2.12)$$

where $\Delta Q \equiv Q_2 - Q_1$ and $A_t \equiv (\rho_2 - \rho_1)/(\rho_2 + \rho_1)$. Pure vorticity wave can be obtained if $A_t g = 0$, and pure interfacial gravity waves propagating in opposite directions can be obtained if $\Delta Q = 0$.

Unlike the Boussinesq version (2.12), the non-Boussinesq dispersion relation (2.10) shows that shear too, along with gravity, is affected by the variation of density. This non-Boussinesq effect is prominent at higher values of Atwood number or at higher shear values. The special case of uniform shear (i.e. $Q_1 = Q_2 = Q$) yields

$$\omega = -\frac{A_t Q}{2} \pm \sqrt{\left(\frac{A_t Q}{2} \right)^2 + A_t g k}. \quad (2.13)$$

We note here that the non-trivial effect of constant shear is not revealed under Boussinesq approximation since the latter only reflects jump in shear, see (2.12). Moreover, in situations where the effect of gravity is zero or negligible (e.g. flow in the horizontal plane), we will still obtain a neutrally propagating wave satisfying the dispersion relation

$$\omega = -A_t Q. \quad (2.14)$$

Hence the conventional notion that an interface can only support interfacial waves when there is a jump in buoyancy and/or vorticity across the interface is incomplete. The above equation clearly demonstrates that constant shear across an interface between two fluids of different densities, even in the absence of gravity, can support traveling waves. Such waves can be expected in atmospheric flows in the f -plane between two fronts of different densities. In this case the dispersion relation would be $\omega = -A_t f$, where f is the planetary vorticity. We will refer to such waves as ‘‘shear-density waves’’.

To understand the generation mechanism of the shear-density wave, we need to revisit (2.4). The term $\partial p/\partial x$ appearing in this equation (which we referred to as T_3 in (2.3)) can be written in terms of the linearized x -momentum equation:

$$-\frac{1}{\bar{\rho}} \frac{\partial p}{\partial x} = \frac{\bar{D}u}{Dt} + w\bar{q}. \quad (2.15)$$

Substituting the above equation in (2.4) yields

$$\frac{\bar{D}q}{\bar{D}t} = -\frac{w}{\bar{\rho}} \frac{d(\bar{\rho}\bar{q})}{dz} - \frac{1}{\bar{\rho}} \frac{d(\bar{\rho}g)}{dz} \frac{\partial \eta}{\partial x} - \frac{1}{\bar{\rho}} \frac{d\bar{\rho}}{dz} \frac{\bar{D}u}{\bar{D}t}. \quad (2.16)$$

For a single interface setup, the last term in the RHS of the above equation is zero because an interface is a vortex sheet, implying that u jumps across the interface, and therefore the value of u at the interface has to be zero (Heifetz & Mak 2015). We can now clearly see the two vorticity generation terms in (2.16). Besides, the limitations, as well as useful insights, of the Boussinesq approximation are apparent. Under Boussinesq approximation, the vertical variation of $\bar{\rho}$ is ignored unless it is multiplied with g . This would retain the second term of the RHS - the ‘‘baroclinic generation’’ of vorticity, but will make the first term to be zero if the shear \bar{q} is constant. Just like g in the second term, a constant \bar{q} in the first term can still generate vorticity, provided we are careful enough not to make the Boussinesq approximation beforehand. Constant \bar{q} implies that the first term is proportional to $\bar{q}d\bar{\rho}/dz$, which leads to the generation of shear-density wave in (2.14). Thus we can conclude that the non-Boussinesq effect is prominent either when the shear \bar{q} is high or when the stratification $d\bar{\rho}/dz$ is significant. We also infer that it is the variation in $\bar{\rho}\bar{q}$ which causes the wave to propagate and not merely a variation in \bar{q} , which is evident both from (2.16) and from the dispersion relation (2.10).

2.3. *Momentor: a vorticity analogue in non-homogeneous flows*

When multiple interfaces are present, $\bar{D}u/\bar{D}t$ in (2.16) at an interface is non-zero in general because of the action at a distance of other interfaces. However, the presence of two material derivatives will make (2.16) cumbersome. In order to circumvent this issue, we need to revisit (2.2). The problem with the vorticity equation is that it has pressure. One of the main reasons behind the success of vorticity formulation, especially in computational fluid dynamics, is that for homogeneous flows it is independent of pressure. Such an advantage is lost in density stratified flows. This has motivated us to derive a ‘‘vorticity-like’’ equation in which the pressure term would be absent. To this effect we multiply (2.1b) by ρ , take the curl, and use (2.1a) to obtain

$$\frac{D\boldsymbol{\zeta}}{Dt} = (\boldsymbol{\zeta} \cdot \nabla)\mathbf{u} + \nabla\rho \times \nabla \left(\frac{1}{2}\mathbf{u} \cdot \mathbf{u} \right) - \nabla \times (\rho g \hat{\mathbf{k}}), \quad (2.17)$$

where $\boldsymbol{\zeta} \equiv \nabla \times (\rho\mathbf{u})$ is defined as the *momentor*. Unlike vorticity, momentor has density variations in-built in it, and is therefore a more suitable candidate for describing rotating motions in stratified flows. We emphasize here that the variables in the above equation are ‘‘full’’ variables and not perturbation variables. Like the vorticity equation, the first term on the RHS of (2.17) is the stretching term, and would be absent in 2D flows. The second term implies that momentor would be generated if isopycnals are misaligned with the lines of constant kinetic energy (per unit mass). This is quite analogous to baroclinic vorticity generation that we have in (2.2). Momentor generation by gravity (or buoyancy) is solely contained in the third term. Due to its independence of pressure, the momentor evolution equation can be useful even in Boussinesq flows.

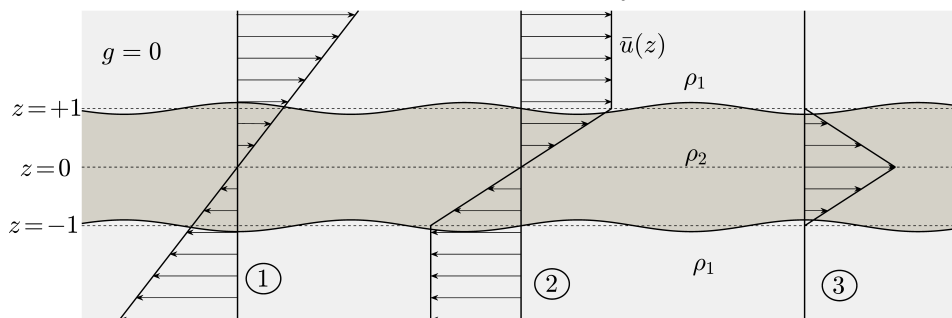


Figure 2: Schematic of the domain for studying instabilities in absence of gravity for different velocity profiles: 1) Uniform shear, 2) Rayleigh shear and 3) Triangular jet.

3. Non-Boussinesq stability analyses of some velocity and density profiles

In §2.2, we considered a wave on a single interface. When multiple interfaces are present in a shear flow, the waves on these interfaces can interact leading to normal mode instabilities (Carpenter *et al.* 2013; Guha & Lawrence 2014). This would happen if the waves are counter-propagating[†]. Multiple interfaces are ubiquitous in geophysical and industrial problems, a common scenario being a fluid of density ρ_2 flowing through an ambient fluid of density ρ_1 . The flow is assumed to be in the horizontal plane, implying $g = 0$. Hence the Atwood number at the interfaces can be both positive as well as negative without the interfaces being Rayleigh-Taylor unstable. Keeping the density profile fixed, we consider three different types of linear/piecewise-linear background velocity profiles; see figure 2.

3.1. Uniform shear on two density interfaces

In presence of a uniform shear, the density and the velocity profiles are given as

$$\bar{\rho}(z) = \begin{cases} \rho_1 & 1 < z \\ \rho_2 & -1 < z < 1 \\ \rho_1 & z < -1 \end{cases} \quad \bar{u}(z) = z. \quad (3.1)$$

If gravity was present and the stratification was stable, and furthermore, if the flow was Boussinesq, this scenario would have given rise to Taylor-Caulfield instability (Caulfield 1994; Carpenter *et al.* 2013). Here we show that even in the absence of gravity this profile can still become unstable. Neutral waves producing a counter-propagating configuration lock in phase to produce normal mode instabilities. In this case the waves existing at the interfaces are neither vorticity waves, nor gravity waves, but “shear-density waves” discussed in §2.2. For obtaining the combined dispersion relation for the system, we write the kinematic and dynamic boundary conditions at each interface:

$$\left. \frac{\partial \phi_1}{\partial z} \right|_{z=1} = \left. \frac{\partial \phi_2}{\partial z} \right|_{z=1}, \quad (3.2a)$$

$$\left. \frac{\partial \phi_2}{\partial z} \right|_{z=-1} = \left. \frac{\partial \phi_3}{\partial z} \right|_{z=-1}, \quad (3.2b)$$

[†] In a counter-propagating system of two waves (each present at its own interface), the intrinsic phase speed of the waves should be opposite to each other. Additionally, each wave’s intrinsic phase speed should be opposite to the local mean flow (unless the local mean velocity is zero).

$$\rho_1 \left[\frac{\partial \phi_1}{\partial t} + \frac{\partial \phi_1}{\partial x} - \psi \right]_{z=1} = \rho_2 \left[\frac{\partial \phi_2}{\partial t} + \frac{\partial \phi_2}{\partial x} - \psi \right]_{z=1}, \quad (3.2c)$$

$$\rho_2 \left[\frac{\partial \phi_2}{\partial t} - \frac{\partial \phi_2}{\partial x} - \psi \right]_{z=-1} = \rho_1 \left[\frac{\partial \phi_3}{\partial t} - \frac{\partial \phi_3}{\partial x} - \psi \right]_{z=-1}. \quad (3.2d)$$

A new parameter, the density ratio $R \equiv \rho_1/\rho_2$, is introduced. It is related to the Atwood number (A_t) by

$$R = \frac{1 - A_t}{1 + A_t}.$$

The equations will use the variable R for the sake of neatness, however, the figures for the growth rates will use A_t as is the usual case. We proceed in the same method as described in the previous section and substituting the corresponding normal mode forms, we finally obtain the dispersion relation for the system:

$$\omega^2 = \left[\alpha + \left(\frac{R-1}{R + \tanh \alpha} \right) \right] \left[\alpha + \left(\frac{R-1}{R + \coth \alpha} \right) \right], \quad (3.3)$$

where α is the non-dimensional wavenumber. Since $\alpha \coth \alpha > 1$, we have

$$\left[\alpha + \left(\frac{R-1}{R + \coth \alpha} \right) \right] > 0 \quad \forall \alpha, R. \quad (3.4)$$

Therefore, for the system to be unstable we must have

$$\left[\alpha + \left(\frac{R-1}{R + \tanh \alpha} \right) \right] < 0. \quad (3.5)$$

It is evident $R \geq 1$ (implying $A_t \leq 0$) does not satisfy the above inequation. In this case we will obtain two neutral shear-density waves propagating in the same direction as of the local mean flow. This violates the condition for counter-propagation, hence the system has to be stable. However, for $R < 1$, there will always be some value of α for which the system will be unstable. In this case we will obtain two stationary modes, one growing and one decaying. As can be seen from the figure 3, increasing the Atwood number (i.e. increasing the density of the middle layer), leads to more wavenumbers being destabilized. For $A_t \rightarrow 1$, the cut-off wavenumber is $\alpha_{cut} \approx 1.200$. The global maximum growth rate of $\gamma_{max} \approx 0.3434$ in the $A_t - \alpha$ plane is realized at $\{A_t, \alpha_{max}\} \approx \{0.7329, 0.4945\}$. Without accounting for the density variation in the inertial term, we simply wouldn't have got any wave or any instability.

3.2. Rayleigh velocity profile

$$\bar{\rho}(z) = \begin{cases} \rho_1 & 1 < z \\ \rho_2 & -1 < z < 1 \\ \rho_1 & z < -1 \end{cases} \quad \bar{u}(z) = \begin{cases} 1 & 1 < z \\ z & -1 < z < 1 \\ -1 & z < -1. \end{cases} \quad (3.6)$$

The Rayleigh profile differs from the uniform shear case only in the sense that the base shear is zero everywhere except in the middle layer. Therefore, the dynamic boundary conditions can be obtained by simply substituting the coefficient of ψ as zero in LHS of (3.2c) and RHS of (3.2d). The kinematic boundary conditions remain the same. Substituting the normal mode waveform, we obtain the dispersion relation as

$$\omega^2 = \left[\alpha - \left(\frac{1}{R + \tanh \alpha} \right) \right] \left[\alpha - \left(\frac{1}{R + \coth \alpha} \right) \right]. \quad (3.7)$$

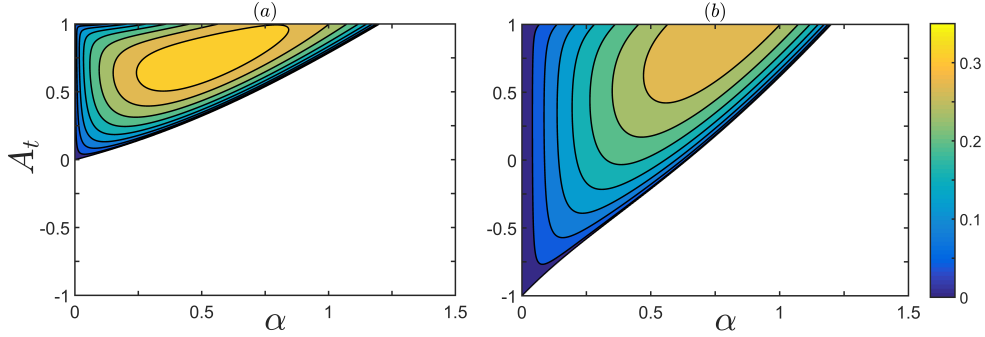


Figure 3: Non-Boussinesq growth rate plots for (a) uniform shear (b) Rayleigh profile.

This is very similar to the dispersion relation (3.3) and subsequently using $\alpha \coth \alpha > 1$, we finally obtain the instability condition as,

$$\alpha(R + \tanh \alpha) - 1 < 0 \quad (3.8)$$

For $R = 1$ (or $A_t = 0$), we recover a simple homogeneous Rayleigh instability for which the instability cuts off at $\alpha_{cut} \approx 0.64$ and the maximum growth of $\gamma_{max} \approx 0.20$ is obtained at $\alpha_{max} \approx 0.39$ (Drazin & Reid 2004). However, for $R \rightarrow 0$ (or $A_t \rightarrow 1$), we get $\alpha_{cut} \approx 1.200$ and the maximum growth rate of $\gamma_{max} \approx 0.31$ is realized at $\alpha_{max} \approx 0.80$. Incidentally, this is also the global maximum in the whole $A_t - \alpha$ plane. From figure 3 we also conclude that increasing the Atwood number, i.e. increasing the density of the middle layer, increases the growth rate. On the other hand, if the outer fluid is extremely dense ($A_t \rightarrow -1$), the region of instability shrinks to zero, as one can expect intuitively. This means that the role of density difference in absence of gravity can be both stabilizing as well as destabilizing in nature.

3.3. Triangular Jet profile

We assume a velocity profile of a triangular jet such that the density of the outer fluid is different from the density of the jet. The velocity and the density profiles are given as

$$\bar{\rho}(z) = \begin{cases} \rho_1 & 1 < z \\ \rho_2 & -1 < z < 1 \\ \rho_1 & z < -1 \end{cases} \quad \bar{u}(z) = \begin{cases} 0 & 1 < z \\ 1 - |z| & -1 < z < 1 \\ 0 & z < -1. \end{cases} \quad (3.9)$$

For this type of velocity profile, we will obtain three waves namely, two vorticity-density waves at $z = \pm 1$ and a pure vorticity wave at $z = 0$. Again, using the procedure as outlined in §2, we obtain the dispersion relation

$$\left(\omega + \frac{1}{R + \tanh \alpha} \right) \left(\omega^2 + \frac{\alpha R + \alpha \tanh \alpha - R \tanh \alpha}{R + \tanh \alpha} \omega + \frac{\alpha - \tanh \alpha}{R + \tanh \alpha} \right) = 0. \quad (3.10)$$

It can be seen that one of the three roots is always real while the other two can be either real or complex conjugates depending on the value of R and α . The region of instability is given by

$$R < \frac{-\alpha \tanh \alpha + 2 + 2 \operatorname{sech} \alpha}{\alpha - \tanh \alpha}. \quad (3.11)$$

The solution for the homogeneous case ($A_t = 0$) is already known (Drazin 2002), in this case the maximum growth rate is $\gamma_{max} = 0.2470$ and occurs for $\alpha_{max} = 1.2258$. Further, the cutoff wavenumber is $\alpha_{cut} \approx 1.833$. Figure 4 shows that as the density of the middle

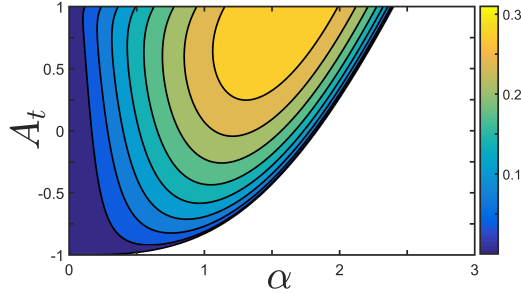


Figure 4: Growth Rate plot for a non-Boussinesq Jet profile

layer increases with respect to the surrounding, the growth rate as well as the cutoff wavenumber also increases. For $A_t \rightarrow 1$, maximum growth rate of 0.3098 is obtained at $\alpha_{max} = 1.6063$, which is significantly higher than the homogeneous growth rate. This is also the maximum growth rate in whole $A_t - \alpha$ plane. The cut-off wavenumber for $A_t \rightarrow 1$ is $\alpha_{cut} = 2.399$ whereas for $A_t \rightarrow -1$, the cutoff wavenumber approaches zero.

4. Summary and Conclusions

Non-Boussinesq or anelastic flows are characterized by finite density variations while respecting the incompressibility condition. In presence of shear, such flows can exhibit new types of waves and instabilities, which would be absent in Boussinesq shear flows. This is because in non-Boussinesq flows, density stratification has a non-trivial effect on the inertial terms. We have obtained two new types of waves: (i) vorticity-density wave and (ii) shear-density wave. In homogeneous/Boussinesq flows, the former translates to a vorticity wave (or Rossby edge wave). However, the shear-density wave does not exist in homogeneous/Boussinesq flows; it results purely from the non-Boussinesq density jump across an interface with a linear background shear. We expect this wave to exist in the f -plane when horizontal density stratification is present.

From the fully non-Boussinesq dispersion relation (2.10), as well as the linearized vorticity generation equation (2.16), it is evident that it is not only the difference in shear that drives the flow, but it is the jump in the product of shear and density which provides the restoring force. If either shear or density is constant, the restoring force still exists. As a consequence, we have found the existence of shear-density wave, which exists when there is neither a jump in shear nor in buoyancy.

We have also considered simple set-ups of density stratified shear flows with two or three interfaces and have studied normal mode instabilities that would result from the interaction between vorticity-density and/or shear-density waves. Density stratification is found to have both stabilizing and destabilizing effects. We have shown that the inhomogeneous growth rates are significantly higher than the homogeneous counterpart.

We have also proposed a new vorticity like quantity called momentor, which is defined as the curl of momentum; see (2.17). This quantity incorporates density stratification in describing rigid rotation. Momentor evolution equation being independent of pressure can be conveniently used in both Boussinesq and non-Boussinesq flows.

Thus, as a bottom line, we conclude that in density stratified flows where shear is prominent, density variation in inertial terms can give rise to significant dynamics and hence, must not be ignored.

Appendix A. Derivation of dynamic boundary condition in presence of piecewise background shear

The inviscid Navier-Stokes equation within the bulk of a fluid of constant density ρ is

$$\rho \left[\frac{\partial \mathbf{u}}{\partial t} + \frac{1}{2} \nabla (\mathbf{u} \cdot \mathbf{u}) - \mathbf{u} \times (\nabla \times \mathbf{u}) \right] = -\nabla p - \nabla(\rho g z). \quad (\text{A } 1)$$

Using the fact that there is no base vorticity generation in the bulk, we have $\nabla \times \mathbf{u} = \nabla \times \bar{\mathbf{u}} = Q \hat{j}$, where Q is constant for each layer. Besides we use

$$\mathbf{u} \times (Q \hat{j}) = Q \nabla \psi = \nabla(Q\psi). \quad (\text{A } 2)$$

Substituting (A 2) in (A 1) and removing the mean flow part, we are left with

$$\rho \left[\frac{\partial \mathbf{u}'}{\partial t} + \frac{1}{2} \nabla (\mathbf{u}' \cdot \mathbf{u}') + \nabla (\bar{\mathbf{u}} \cdot \mathbf{u}') - \nabla(Q\psi') \right] = -\nabla p' - \nabla(\rho g \eta). \quad (\text{A } 3)$$

Since the perturbed flow is irrotational, we introduce $\mathbf{u}' = \nabla \phi'$. Moreover, since density is constant within each layer, we obtain

$$\nabla \left[\rho \left(\frac{\partial \phi'}{\partial t} + \frac{1}{2} \nabla \phi' \cdot \nabla \phi' + \bar{\mathbf{u}} \cdot \nabla \phi' - Q\psi' + g\eta \right) + p' \right] = 0. \quad (\text{A } 4)$$

Since this is true for any arbitrary curve inside the domain, we have on integration

$$\rho \left(\frac{\partial \phi'}{\partial t} + \frac{1}{2} \nabla \phi' \cdot \nabla \phi' + \bar{\mathbf{u}} \cdot \nabla \phi' - Q\psi' + g\eta \right) + p' = c, \quad (\text{A } 5)$$

where c is an arbitrary function of time, which turns out to be zero in order to satisfy the unperturbed far-field condition. Thus, equating the pressure just above and just below the interface $z = \eta(x, t)$, at which the base flow velocity is $\bar{\mathbf{u}} = U \hat{i}$, and furthermore, dropping the nonlinear terms and primes ($'$), we obtain

$$\rho_1 \left(\frac{\partial \phi_1}{\partial t} + U \frac{\partial \phi_1}{\partial x} - Q_1 \psi + g\eta \right) = \rho_2 \left(\frac{\partial \phi_2}{\partial t} + U \frac{\partial \phi_2}{\partial x} - Q_2 \psi + g\eta \right). \quad (\text{A } 6)$$

REFERENCES

- CARPENTER, J. R., TEDFORD, E. W., HEIFETZ, E. & LAWRENCE, G. A. 2013 Instability in stratified shear flow: Review of a physical interpretation based on interacting waves. *Appl. Mech. Rev.* **64** (6), 060801–17.
- CAULFIELD, C-C. P. 1994 Multiple linear instability of layered stratified shear flow. *J. Fluid Mech.* **258**, 255–285.
- DRAZIN, P.G. 2002 *Introduction to Hydrodynamic Stability*. Cambridge University Press.
- DRAZIN, P. G. & REID, W. H. 2004 *Hydrodynamic stability*. Cambridge university press.
- FENTON, J. D. 1973 Some results for surface gravity waves on shear flows. *IMA J. Appl. Math.* **12** (1), 1–20.
- GUHA, A. & LAWRENCE, G. A. 2014 A wave interaction approach to studying non-modal homogeneous and stratified shear instabilities. *J. Fluid Mech.* **755**, 336–364.
- HARNIK, N., HEIFETZ, E., UMURHAN, O. M. & LOTT, F. 2008 A buoyancy-vorticity wave interaction approach to stratified shear flow. *J. Atmos. Sci.* **65** (8), 2615–2630.
- HEIFETZ, E. & MAK, J. 2015 Stratified shear flow instabilities in the non-Boussinesq regime. *Phys. Fluids* **27** (8), 086601.
- KISHIDA, N. & SOBEY, R. J. 1988 Stokes theory for waves on linear shear current. *J. Eng. Mech.* **114** (8), 1317–1334.
- SUTHERLAND, B. R. 2010 *Internal gravity waves*. Cambridge University Press.
- TURNER, J. S. 1979 *Buoyancy effects in fluids*. Cambridge University Press.