

Wavepacket Dynamics in One-Dimensional System with Long-Range Correlated Disorder

Hiroaki S. Yamada

Yamada Physics Research Laboratory, Aoyama 5-7-14-205, Niigata 950-2002, Japan

Abstract

We numerically investigate dynamical property in the one-dimensional tight-binding model with long-range correlated disorder having power spectrum $1/f^\alpha$ (α : spectrum exponent) generated by Fourier filtering method. For relatively small $\alpha < \alpha_c (= 2)$ time-dependence of mean square displacement (MSD) of the initially localized wavepacket shows ballistic spread and localizes as time elapses. It is shown that α -dependence of the dynamical localization length (DLL) determined by the MSD exhibits a simple scaling law in the localization regime for the relatively weak disorder strength W . Furthermore, scaled MSD by the DLL almost obeys an universal function from the ballistic to the localization regime in the various combinations of the parameters α and W .

Keywords: Localization, Scaling, Long-range, Correlation, Fourier filtering method

PACS: 72.15.Rn, 71.23.-k, 71.70.+h, 71.23.An

1. Introduction

In one-dimensional disordered systems (1DDS) with uncorrelated disorder all eigenstates are exponentially localized and spectrum is pure point [1, 2]. In one-dimensional tight-binding model (1DTBM) it has been numerically known that correlations with power spectrum $S(f) \sim 1/f^\alpha$ ($\alpha \geq 2$) generated by Fourier filtering method (FFM) in the on-site potential delocalize the eigenstates and induce localization-delocalization transition (LDT), where f denotes frequency and α is spectrum exponent controlling the spatial correlation [3, 4, 5, 6, 7, 8, 9, 10, 11, 12, 13, 14]. The LDT also depends on the potential strength W controlling the distribution width of the disorder of on-site energy in the 1DTBM. The critical spectrum exponent separating the localized and delocalized states $\alpha_c (= 2)$ for the relatively small W scaled by transfer energy. However, the quantum diffusion in the non-stationary region, $1 < \alpha < 2$, hardly been investigated so far [15, 16, 17, 18, 19, 20, 21, 22, 23, 24, 25]. Note that the localization of wavepacket dynamics (dynamical localization) is sufficient condition for the pure point spectrum.

In this paper, we focus only on localization phenomena and the characteristics of the localization length in the wavepacket dynamics for $\alpha < \alpha_c$ and relatively large $W (\geq 0.5)$.

We report the characteristic α/W -dependences of the dynamical localization length (DLL) of the quantum diffusion of the initially localized wavepacket in 1DTBM with long-range correlated disorder generated by FFM. It should be noted that we deal with parameter regime that the wavepacket perfectly localized within the accessible numerical calculation. It seems that the time dependence of MSD of the wavepacket changes from ballistic ($\sim t^2$) to localized ($\sim t^0$) as time t elapses when the potential strength W is relatively large and at least for $\alpha < \alpha_c$. It is suggested that the DLL is given as a simple function of the spectrum index α and the potential strength W . Furthermore, the scaled MSD almost obeys an universal func-

tion from the ballistic to the localization regime in the various combinations of the parameters (W, α).

This paper is organized as follows. In the next section, we give the 1DDS with the FFM potential. Sect.3 reports about the localization behaviour of the initially localized wavepacket. Summary and discussion are presented in the last section.

2. Model

We examine the dynamical property of the initially localized wave packet $\phi(n, t=0) = \delta_{n,n_0}$ by the quantum time-evolution;

$$i\hbar \frac{\partial \phi(n, t)}{\partial t} = \phi(n+1, t) + \phi(n-1, t) + Wv(n)\phi(n, t), \quad (1)$$

where $n = 1, 2, \dots, N$, and $\hbar = 1$ through this calculation. We characterize the spread of the wavepacket by the mean square displacement (MSD),

$$m_2(t) = \sum_n (n - n_0)^2 \langle |\phi(n, t)|^2 \rangle, \quad (2)$$

where $\langle \dots \rangle$ indicates the ensemble average over different disorder. In general, in the long-time limit the time-dependence of MSD can be characterized by diffusion exponent σ as follows;

$$m_2 \sim t^\sigma. \quad (3)$$

$\sigma = 0$ corresponds to the localization, $0 < \sigma < 1$ to subdiffusion, $\sigma = 1$ to normal diffusion, $1 < \sigma < 2$ to superdiffusion, and $\sigma = 2$ to ballistic motion. Also, $\sigma = 2/3$ should correspond to the metal-insulator transition in 3DDS, whereas $\sigma = 1$ and $\sigma = 2$ might also be found in 1DDS with the stochastically fluctuation and in the periodic systems, respectively.

Disorder of the potential with the long-range correlation is generated by the FFM in the following form [3, 22, 13]:

$$v(n) = C(\alpha, L) \sum_{k=1}^{L/2} \left(\frac{2\pi k}{L} \right)^{-\alpha/2} \cos\left(\frac{2\pi kn}{L} + \varphi_k \right), \quad (4)$$

where α is a spectrum index ($\alpha > 0$) related the power spectrum $S(f) \sim 1/f^\alpha$ ($\alpha \geq 0$) of the sequence $\{v(n)\}$. $\{\varphi_k\}_{k=0}^{L/2}$ are random independent variables chosen in the interval $[0, 2\pi]$. $C(\alpha, L)$ is the normalization constant which is determined by a condition $\sqrt{\langle v(n)^2 \rangle} = \langle v(n) \rangle^2 = 1$. We mainly used $L = 10^5$, and systemsize $N = 2^{12} \sim 2^{14}$ under a condition $L > N$ that does not alter qualitative numerical result. The typical ensemble size used here is 100. The robustness of the numerical calculations has been confirmed in each case.

With this potential sequence, the analysis of the Lyapunov exponent have suggested that the LDT (Anderson transition) for the relatively small W occurs in $\alpha_c = 2$ [5, 6]. In the following we will use $\alpha_c = 2$ as a guideline, and deal with a regime $\alpha < \alpha_c$ only to obtain the numerically accurate DLL.

3. Wavepacket dynamics and Localization

3.1. spread of wavepacket

We numerically solved equation (1) to investigate α/W -dependence of the DLL.

Figure 1(a) shows the time-dependence of MSD for various parameter sets (W, α) . The results in the case of a periodic sequence ($v_n = 1, n = 1, 2, \dots, N$) showing complete ballistic motion ($m_2 \propto t^2$) are also shown as a reference in Fig.1(b). It seems that the wavepacket dynamically localizes at $t \rightarrow \infty$. We may note that the MSD evolves from the ballistic-like rise ($m_2 \sim t^2$) to the complete localization ($m_2 \sim t^0$), after passing through the intermediate spreading regime, as seen in the double-logarithmic plot in Fig.1(b). The spread is larger along with the rise in α if the potential strength W is constant. Accordingly, the DLL becomes larger values as the spectrum exponent α becomes larger, and potential strength W becomes smaller.

3.2. Localization length

In general, the localization length becomes definite only for the perfect localization ($\sigma = 0$), and infinity for $\sigma > 0$, in a limit $t \rightarrow \infty$. Here, we consider the localization length in the case where the localization can be judged clearly from numerical data excluding the size effect, as seen in Figs. 1. We define the *dynamical localization length* ξ by MSD as $m_2(t \rightarrow \infty) = \xi^2$. Then numerically, we use the time-averaged value in the region where the ballistic motion finishes and the value of m_2 is stable enough. Figure 2 (a) shows the W -dependence of the ξ numerically. As seen in Fig 2 (b), if α is the same, there is a tendency to decay according to the inverse power-law with respect to W . Therefore, we suppose this functional form is

$$\xi = \frac{c}{W^\beta}. \quad (5)$$

The α -dependence of the positive coefficients c and β are determined numerically by the least squares method. The result is given in Fig.2 (c) and (d), respectively. We can see that if W is relatively small, regardless of α , the power exponent β is roughly 2, and the coefficient c increases exponentially with respect to α . As a result, the result suggests the α/W -dependence

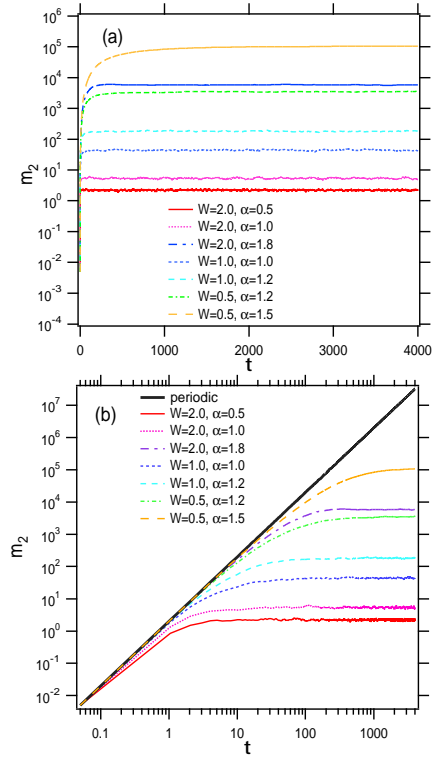


Figure 1: (Color online) (a) The second moment m_2 as a function of time for some values of α and W . Panel (b) is the double-logarithmic plot. The ballistic increase ($m_2 \sim t^2$) of a periodic system ($v_n = 1, n = 1, 2, \dots, N$) is also plotted by black bold line as a reference. $N = 2^{13}$

of the dynamical localization length for $1 < \alpha \ll \alpha_c$ as follows;

$$\xi \simeq \frac{e^{k\alpha}}{W^2}, \quad (6)$$

where k is a positive coefficient determined by the slope of (b). It is consistent with the W -dependence, $\xi \sim W^{-2}$, usually seen in the 1DDS without correlation (corresponding to $\alpha = 0$) and with the short-range correlation for the weak disorder limit [17].

Figure 3 (a) shows the α -dependence of the DLL ξ numerically obtained as a time-averaged value from the data in a long time. It turns out to be increased sharply towards $\alpha_c = 2$ as disorder strength W becomes smaller. Figure 3 (b) shows plots for ξW^2 as a function of α to scale changes due to W based on the expression (6). For relatively large W , it seems that the α -dependence of the DLL is roughly scaled by taking a single curve regardless of W in this range $1 < \alpha < \alpha_c (= 2)$. As we can expect, it has been confirmed that the functional form is similar to one given in Fig.2(d).

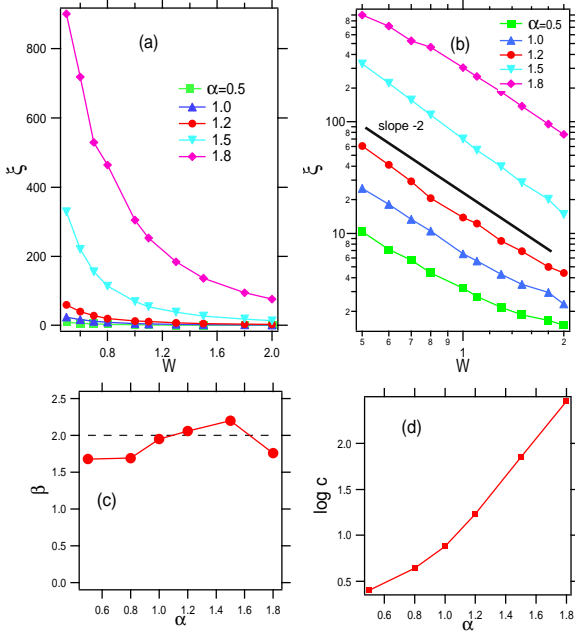


Figure 2: (Color online) (a) Dynamical localization length ξ as a function of the potential strength W for some values of α . $N = 2^{13}$. (b) The double logarithmic plot. Panels (c) and (d) are the slope and segment as a function of α determined by least square fit for the data in (b), respectively. Note that we can obtain a value $\beta \simeq 2$ by the fit for the smaller W region.

3.3. Scaling of Localization Dynamics

In this subsection, we investigate the localization characteristics of the time-dependence of MSD from the ballistic to the localization when W is relatively small and $\alpha < \alpha_c$. We assume that at the critical state the MSD exhibits a ballistic spread characterized by the diffusion exponent $\sigma = 2$. In this case, instead of the MSD, we use the scaled MSD

$$\Lambda(t) \equiv \frac{m_2(t)}{t^2} \quad (7)$$

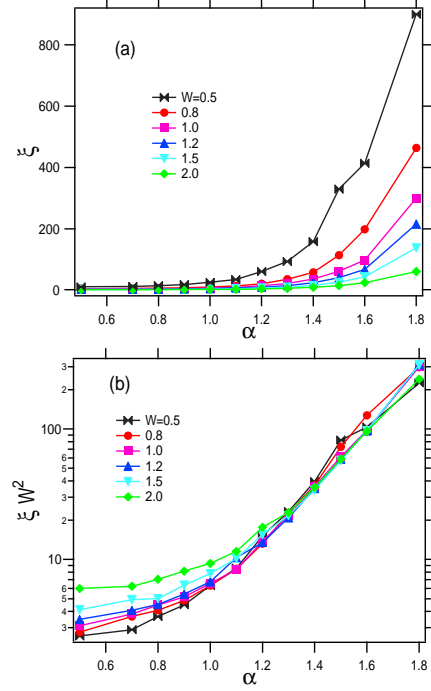


Figure 3: (Color online) (a) Dynamical localization length ξ as a function of the spectrum index α for some W s, which are determined by ensemble-average and time-average for the stable fluctuation regime. $N = 2^{13}$. (b) ξW^2 as a function of the α for the data in the panel (a).

with respect to the critical behaviour t^2 . This type of the scaling analysis has been performed to investigate LDT phenomena at the critical point for polychromatically perturbed disordered systems [26]. Fig.4(a) shows its temporal evolution of $\Lambda(t)$ at various W s and α s. Indeed, the ballistic spread of the wavepacket has been observed for $\alpha > \alpha_c$ [22]. Figure 4(b) shows $\Lambda(t)$ as a function of the scaled time $t/\xi(W, \alpha)$ to characterize the localization phenomenon. Here, W/α -dependent localization length $\xi(W, \alpha)$ is determined by the numerical data of MSD. It follows that it roughly overlaps from the ballistic to the localized region. These result suggests that the localization process from $m_2 \sim t^2$ to $m_2 \sim t^0$ is scaled by one-parameter when the localization occurs.

4. Summary and discussion

In summary, we have numerically studied the nature of localized property of the initially localized wavepacket in 1DTBM with long-range correlation generated by FFM. As a result, we have found that in the localization region with small spectrum exponent $\alpha < \alpha_c$ and/or relatively strong disorder $W > 0.5$ the time-dependence of MSD changes from ballistic to localized behaviour as the time elapses. The dynamical localization length determined by the MSD has been well scaled by Eq.(6) in the parameter regions. In addition, it has been supported that the time-dependent localization process can be also scaled by the dynamical localization length.

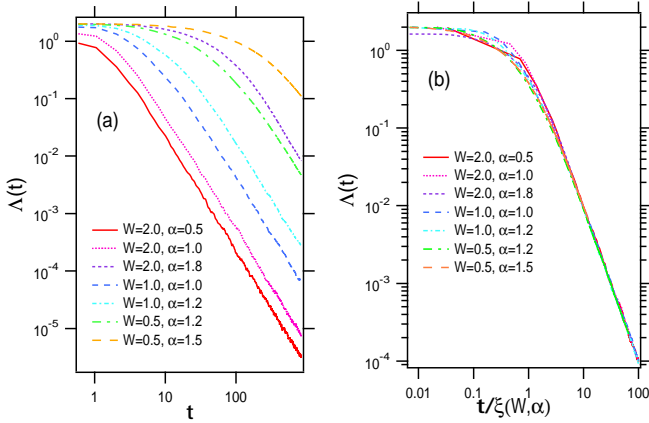


Figure 4: (Color online) (a) Scaled MSD $\Lambda(t)$ as a function of time for several sets of the parameters (W, α) . (b) $\Lambda(t)$ as a function of the scaled time $t/\xi(W, \alpha)$, where $\xi(W, \alpha)$ are determined by MSD. Note that all axes are in logarithmic scale.

According to the self-consistent theory of the localization, it is well known that the critical diffusion at the localization-delocalization transition point in the d -dimensional random systems is $m_2 \sim t^{2/d}$ ($d \geq 3$) [27]. If we apply this result formally to $d = 1$, then the critical diffusion will be $m_2 \sim t^2$ at the transition point from the localization to the delocalization in the 1DDS. The above numerical results support this hypothesis.

Acknowledgments

The author would like to thank Professor M. Goda for discussion about the correlation-induced delocalization at early stage of this study, and Professor E.B. Starikov for proof reading of the manuscript. The author also would like to acknowledge the hospitality of the Physics Division of The Nippon Dental University at Niigata for my stay, where part of this work was completed. The sole author had responsibility for all parts of the manuscript.

References

- [1] K. Ishii, Prog. Theor. Phys. Suppl. **53**, 77(1973).
- [2] E. Abrahams, P. W. Anderson, D. C. Licciardello, and T. V. Ramakrishnan, Phys. Rev. Lett. **42**, 673 (1979).
- [3] F.A.B.F. de Moura, and M.L. Lyra, Phys. Rev. Lett. **81**, 3735(1998).
- [4] G.-P. Zhang and S.-J. Xiong, Eur. Phys. J. B **29**, 491-495(2002).
- [5] H. Shima, T. Nomura and T. Nakayama, Phys. Rev. B **70**, 075116(2004).
- [6] T. Kaya, Eur. Phys. J. B **55**, 49(2007).
- [7] L.Y. Gong, P.Q. Tong, and Z.C. Zhou, Eur. Phys. J. B **77**, 413-417(2010).
- [8] A. M. Garcia-Garcia, and E. Cuevas, Phys. Rev. B **79**, 073104 (2009).
- [9] A. Iomin, Phys. Rev. E **79**, 062102(2009).
- [10] F. M. Izrailev, A. A. Krokhnin, and N. M. Makarov, Phys. Rep. **512**, 125 (2012).
- [11] A. Croy, P. Cain, and M. Schreiber, Eur. Phys. J. B **82**, 107 (2011).
- [12] Chao-Sheng Deng, and Hui Xu, Physica E **44** 1473-1477(2012).
- [13] C. Albrecht and S. Wimberger, Phys. Rev. B **85**, 045107 (2012).
- [14] G.M. Petersen and N. Sandler, Phys. Rev. B **87**, 195443 (2013).
- [15] H. Yamada, M. Goda, Y. Aizawa, and M. Sano, J. Phys. Soc. Jpn. **61**, 3050-3053 (1992).
- [16] C.R. de Oliveira and G.Q. Pellegrino, J. Phys. A **34**, L239-L243 (2001).

- [17] M. O. Sales, F. A. B. F. de Moura, Physica E **45**, 97-102(2012).
- [18] H. Cheraghchi, S. M. Fazeli, and K. Esfarjani, Phys. Rev. B **72**, 174207(2005).
- [19] E. Lazo, E. Diez, Phys. Lett. A **374**, 3538-3545(2010).
- [20] H.S. Yamada, Eur. Phys. J. B **88**, 264 (2015).
- [21] R. A. Pinto, M. Rodriguez, J. A. Gonzalez, and E. Medina, Phys. Rev. A **341**, 101-106(2005).
- [22] B. Santos, L.P. Viana, M.L. Lyra, F.A.B.F. de Moura, Solid State Comm. **138**, 1-5(2006).
- [23] P.R. Wells Jr., J. d'Albuquerque e Castro, and S.L.A. de Queiroz, Phys. Rev. B **78**, 035102(2008).
- [24] E. Diaz, and F. Domnguez-Adame, Chem. Phys. **365**, 2429(2009).
- [25] T.F. Assunao, M.L. Lyra, F.A.B.F. de Moura, and F. Domnguez-Adame, Phys. Lett. A **375**, 10481052(2011).
- [26] R. C. Kuhn, O. Sigwarth, C. Miniatura, D. Delande, and C. A. Muller, New J. Phys. **9**, 161 (2007).
- [27] P. Wile and D. Vollhardt, Int. J. Mod. Phys B **24**, 15261554 (2010).