

Personalizing Path-Specific Effects

Abstract

Unlike classical causal inference, which often has an average causal effect of a treatment within a population as a target, in settings such as personalized medicine, the goal is to map a given unit's characteristics to a treatment tailored to maximize the expected outcome for that unit. Obtaining high-quality mappings of this type is the goal of the dynamic regime literature (Chakraborty and Moodie 2013), with connections to reinforcement learning and experimental design.

Aside from the average treatment effects, mechanisms behind causal relationships are also of interest. A well-studied approach to mechanism analysis is establishing average effects along with a particular set of causal pathways, in the simplest case the direct and indirect effects. Estimating such effects is the subject of the mediation analysis literature (Robins and Greenland 1992; Pearl 2001).

In this paper, we consider how unit characteristics may be used to tailor a treatment assignment strategy that maximizes a particular path-specific effect. In healthcare applications, finding such a policy is of interest if, for instance, we are interested in maximizing the chemical effect of a drug on an outcome (corresponding to the direct effect), while assuming drug adherence (corresponding to the indirect effect) is set to some reference level.

To solve our problem, we define counterfactuals associated with path-specific effects of a policy, give a general identification algorithm for these counterfactuals, give a proof of completeness, and show how classification algorithms in machine learning (Chen, Zeng, and Kosorok 2016) may be used to find a high-quality policy. We validate our approach via a simulation study.

Introduction

Establishing causal relationships between action and outcome is fundamental to rational decision-making. A gold standard for establishing causal relationships is the randomized controlled trial (RCT), which may be used to establish average causal effects within a population. Causal inference is a branch of statistics that seeks to predict effects of RCTs from observational data, where treatment assignment is not randomized. Such data is often gathered in observational studies, surveys given to patients during follow up, and in hospital electronic medical records.

Copyright © 2018, Association for the Advancement of Artificial Intelligence (www.aaai.org). All rights reserved.

While RCTs and causal inference methods that predict results of hypothetical RCTs establish whether a particular action is helpful *on average*, optimal decision making must tailor decisions to specific situations. In the context of causal inference this involves finding a map between characteristics of an experimental unit, such as baseline features, to an action that optimizes some outcome for that unit. Methods for finding such maps are studied in the dynamic treatment regime literature, and in off-policy reinforcement learning.

If an action is known to have a beneficial effect on some outcome, it is often desirable to understand the causal mechanism behind this effect. A popular type of mechanism analysis is *mediation analysis*, which seeks to decompose the average causal effects into direct and indirect components, or more generally into components associated with specific causal pathways. These components of the average causal effect are known as direct, indirect, and path-specific effects, and are also defined as a population average (Robins and Greenland 1992; Pearl 2001; Avin, Shpitser, and Pearl 2005). In this paper we introduce methods to personalize these types of effects, that is find mappings from unit characteristics to actions that maximize some path-specific effect.

Why Personalize Path-Specific Effects?

Just as it often makes sense to structure decision-making such that the *overall* effect of an action on the outcome is maximized for any specific unit, in some cases it is appropriate to choose an action such that only a part of the effect of an action on the outcome is maximized. Consider management of care of HIV patients. Since HIV is a chronic disease, care for HIV patients involves designing a long-term treatment plan to minimize chances of viral failure (an undesirable outcome). In designing such a plan, an important choice is initiation of primary therapy, and a switch to a second line therapy. Initiating or switching too early risks unneeded side effects and "wasting" treatment efficacy, while initiating or switching too late risks viral failure (Hernan et al. 2006).

However, in the context of HIV, *treatment adherence* is an important component of the overall effect of the drug on the outcome. Patients who do not take prescribed doses compromise the efficacy of the drug, and different drugs may have different levels of adherence. Thus, in HIV the overall effect of the drug can be viewed as a combination of the chemical

effect, and the adherence effect (Miles et al. 2017). Therefore, choosing an action that maximizes the overall effect of HIV treatment on viral failure entangles these two very different mechanisms. One approach to tailoring treatments to patients in a way that disentangles these mechanisms is to find a policy that optimizes a part of the effect, say the chemical (direct) effect of the drug, while hypothetically keeping the adherence levels to some reference level. Finding such a policy yields information on how best to assign drugs to maximize their chemical efficacy in settings where adherence levels can be controlled to a reference level – even if the only data available is one where patients have differential adherence.

Preliminaries

We will consider causal models represented by acyclic directed graphs (DAGs), and acyclic directed mixed graphs (ADMGs) representing classes of DAGs with hidden variables. A DAG is a graph with directed (\rightarrow) edges with no directed cycles, an ADMG is a graph with directed (\rightarrow) and bidirected (\leftrightarrow) edges with no directed cycles.

Graph Theory

We will define statistical and causal models as sets of distributions defined by restrictions associated with graphs. Thus we will use vertices and variables interchangeably – capital letters for a vertex or variable (V), bold capital letter for a set (\mathbf{V}), small letters for values (v), and bold small letters for sets of values (\mathbf{v}). For a set of values \mathbf{a} of \mathbf{A} , and a subset $\mathbf{A}^\dagger \subseteq \mathbf{A}$, define $\mathbf{a}_{\mathbf{A}^\dagger}$ to be a restriction of \mathbf{a} to elements in \mathbf{A}^\dagger . We will assume graphs with a vertex set \mathbf{V} . The state space of A will be denoted by \mathfrak{X}_A , and the (Cartesian product) state space of \mathbf{A} will be denoted by $\mathfrak{X}_{\mathbf{A}}$.

For a graph \mathcal{G} , and any $V \in \mathbf{V}$, we will define the following genealogic sets: parents, children, ancestors, descendants, and siblings as: $\text{pa}_{\mathcal{G}}(V) \equiv \{W \in \mathbf{V} \mid W \rightarrow V\}$, $\text{ch}_{\mathcal{G}}(V) \equiv \{W \in \mathbf{V} \mid V \rightarrow W\}$, $\text{an}_{\mathcal{G}}(V) \equiv \{W \in \mathbf{V} \mid W \rightarrow \dots \rightarrow V\}$, $\text{de}_{\mathcal{G}}(V) \equiv \{W \in \mathbf{V} \mid V \rightarrow \dots \rightarrow W\}$, $\text{sib}_{\mathcal{G}}(V) \equiv \{W \in \mathbf{V} \mid V \leftrightarrow W\}$. By convention, $\text{an}_{\mathcal{G}}(V) \cap \text{de}_{\mathcal{G}}(V) \cap \text{dis}_{\mathcal{G}}(V) = \{V\}$. These sets generalize to $\mathbf{V}^\dagger \subseteq \mathbf{V}$ disjunctively. For example, $\text{pa}_{\mathcal{G}}(\mathbf{V}^\dagger) \equiv \bigcup_{V \in \mathbf{V}^\dagger} \text{pa}_{\mathcal{G}}(V)$. For $\mathbf{A} \subseteq \mathbf{V}$, define $\text{pa}_{\mathcal{G}}^{\mathbf{A}}(\mathbf{A}) \equiv \text{pa}_{\mathcal{G}}(\mathbf{A}) \setminus \mathbf{A}$.

We define the set $\text{nd}_{\mathcal{G}}(V) \equiv \mathbf{V} \setminus \text{de}_{\mathcal{G}}(V)$. The district of V is defined as $\text{dis}_{\mathcal{G}}(V) = \{W \in \mathbf{V} \mid W \leftrightarrow \dots \leftrightarrow V\}$. The set of districts will be denoted by $\mathcal{D}(\mathcal{G})$, and it always forms a partition of vertices in \mathcal{G} . Given a graph \mathcal{G} and $\mathbf{A} \subseteq \mathbf{V}$, denote by $\mathcal{G}_{\mathbf{A}}$ the subgraph of \mathcal{G} containing only vertices in \mathbf{A} and edges between these vertices.

Statistical And Causal Models Of A DAG

A statistical model of a DAG or a Bayesian network, associated with a DAG \mathcal{G} , is the set of distributions $p(\mathbf{V})$ such that $p(\mathbf{V}) = \prod_{V \in \mathbf{V}} p(V \mid \text{pa}_{\mathcal{G}}(V))$. Such a $p(\mathbf{V})$ is said to be Markov relative to \mathcal{G} .

Causal models of a DAG are also sets of distributions, but on counterfactual random variables. Given $Y \in \mathbf{V}$ and $\mathbf{A} \subseteq \mathbf{V} \setminus \{Y\}$, a counterfactual variable, also known as a potential outcome, and written as $Y(\mathbf{a})$ represents variation

in Y in a hypothetical situation where \mathbf{A} were set to values \mathbf{a} by an *intervention operation* (Pearl 2009). Given a set \mathbf{Y} , define $\mathbf{Y}(\mathbf{a}) \equiv \{Y(\mathbf{a}) \mid Y \in \mathbf{Y}\}$.

Causal models of a DAG \mathcal{G} can be viewed as modeling counterfactuals of the form $V(\mathbf{a})$ where \mathbf{a} are values of $\text{pa}_{\mathcal{G}}(V)$. These *atomic counterfactuals* model the relationship between $\text{pa}_{\mathcal{G}}(V)$, representing direct causes of V , and V itself. From these, all other counterfactuals may be defined using recursive substitution. For any $\mathbf{A} \subseteq \mathbf{V} \setminus \{V\}$,

$$V(\mathbf{a}) \equiv V(\mathbf{a}_{\text{pa}_{\mathcal{G}}(V) \cap \mathbf{A}}, \{\text{pa}_{\mathcal{G}}(V) \setminus \mathbf{A}\}(\mathbf{a})). \quad (1)$$

A causal parameter is identified in a causal model if it is a function of the observed data distribution $p(\mathbf{V})$. In a causal model of a DAG \mathcal{G} , all interventional distributions $p(\{\mathbf{V} \setminus \mathbf{A}\}(\mathbf{a}))$ are identified by the *g-formula*:

$$p(\{\mathbf{V} \setminus \mathbf{A}\}(\mathbf{a})) = \prod_{V \in \mathbf{V} \setminus \mathbf{A}} p(V \mid \text{pa}_{\mathcal{G}}(V) \setminus \mathbf{A}, \mathbf{a}_{\text{pa}_{\mathcal{G}}(V) \cap \mathbf{A}}). \quad (2)$$

Counterfactual responses to classical interventions are often compared on the mean difference scale for two values a, a' , representing cases and controls: $\mathbb{E}[Y(a)] - \mathbb{E}[Y(a')]$. This quantity is known as the average causal effect (ACE).

Edge Interventions

A more general type of intervention is the *edge intervention* (Shpitser and Tchetgen Tchetgen 2016), which maps a set of directed edges in \mathcal{G} to values of their source vertices. We will write the mapping of a set of edges to values of their source vertices as the following shorthand: $(a_1 W_1)_{\rightarrow}, (a_2 W_2)_{\rightarrow}, \dots, (a_k W_k)_{\rightarrow}$ to mean that edge $(A_1 W_1)_{\rightarrow}$ is assigned to value a_1 , $(A_2 W_2)_{\rightarrow}$ is assigned to value a_2 , and so on until $(A_k W_k)_{\rightarrow}$ is assigned to value a_k . Alternatively, we will write α to mean edges in α are mapped to values in the *multiset* \mathbf{a} (since multiple edges may share the same source vertex, and be assigned to different values). For a subset $\beta \subseteq \alpha$, and an assignment \mathbf{a}_{α} denote \mathbf{a}_{β} to be a restriction of \mathbf{a}_{α} to edges in β .

We will write counterfactual responses to edge interventions as $Y(\mathbf{a}_{\alpha})$ or, for a small set of edges, as: $Y((aY)_{\rightarrow}, (a'M)_{\rightarrow})$ meaning the response to Y where A is set to value a for the purposes of the edge $(AY)_{\rightarrow}$ and to a' for the purposes of the edge $(AM)_{\rightarrow}$. An edge intervention that sets a set of edges α to values \mathbf{a} as $(a_1 W_1)_{\rightarrow}, (a_2 W_2)_{\rightarrow}, \dots, (a_k W_k)_{\rightarrow}$ is defined via the following generalization of (1):

$$Y(\mathbf{a}_{\alpha}) \equiv Y(\mathbf{a}_{\{(ZY)_{\rightarrow} \in \alpha\}}, \{\text{pa}_{\mathcal{G}}^{\mathbf{A}}(Y)\}(\mathbf{a}_{\alpha})), \quad (3)$$

where $\text{pa}_{\mathcal{G}}^{\mathbf{A}}(Y) \equiv \{W \in \text{pa}_{\mathcal{G}}(Y) \mid (WY)_{\rightarrow} \notin \alpha\}$.

Given $\mathbf{A}_{\alpha} \equiv \{A \mid (AB)_{\rightarrow} \in \alpha\}$, and an edge intervention given by the mapping \mathbf{a}_{α} , under the non-parametric structural equation model with independent errors (NPSEM-IE) of a DAG \mathcal{G} , the joint distribution of the counterfactual responses $p(\{V(\mathbf{a}_{\alpha}) \mid V \in \mathbf{V} \setminus \mathbf{A}_{\alpha}\})$ is identified, via the *edge g-formula*, which is the following generalization of (2):

$$\prod_{V \in \mathbf{V} \setminus \mathbf{A}_{\alpha}} p(V \mid \mathbf{a}_{\{(ZV)_{\rightarrow} \in \alpha\}}, \text{pa}_{\mathcal{G}}^{\mathbf{A}}(V)). \quad (4)$$

For example, in Fig 1 (a), $p(Y((aY)_{\rightarrow}, (a'M)_{\rightarrow})) = \sum_{W, M} p(Y \mid a, M, W)p(M \mid a', W)p(W)$. This is sometimes known as the *mediation formula* (Pearl 2011).

Counterfactual responses to edge interventions represent effects of treatments \mathbf{A} along some but not all causal pathways. In simplest cases, these responses can be used, often on the mean difference scale, to define direct and indirect effects (Robins and Greenland 1992), (Pearl 2001). For example, in the model given by the DAG in Fig 1 (a), the direct effect of A on Y is defined as $\mathbb{E}[Y((aY)_{\rightarrow}, (aM)_{\rightarrow})] - \mathbb{E}[Y((a'Y)_{\rightarrow}, (aM)_{\rightarrow})]$ which is equal to $\mathbb{E}[Y(a)] - \mathbb{E}[Y(a', M(a))]$. The indirect effect may be defined similarly as $\mathbb{E}[Y((a'Y)_{\rightarrow}, (aM)_{\rightarrow})] - \mathbb{E}[Y((a'Y)_{\rightarrow}, (a'M)_{\rightarrow})]$, which is equal to $\mathbb{E}[Y(a', M(a))] - \mathbb{E}[Y(a')]$. The direct and indirect effects defined in this way add up to the ACE.

Edge interventions represent a special case of a more general notion of a *path-specific effect* (Pearl 2001) which, unlike path-specific effects, happens to always be identified under an NPSEM-IE of a DAG, via (4). Path-specific effects may not be identified even in a DAG model, due to the presence of a *recanting witness* (Avin, Shpitser, and Pearl 2005).

Responses To Treatment Policies

In settings such as personalized medicine, counterfactual responses to conditional interventions that set treatment values in response to other variables via a known function are often of interest. Given a DAG \mathcal{G} , a topological ordering \prec , and a set $\mathbf{A} \subseteq \mathbf{V}$, for each $A \in \mathbf{A}$, define \mathbf{W}_A to be some subset of predecessors of A according to \prec . Then, given a set of functions \mathbf{f}_A of the form $f_A : \mathfrak{X}_{\mathbf{W}_A} \mapsto \mathfrak{X}_A$, we define $Y(\mathbf{f}_A)$, the counterfactual response $Y \in \mathbf{V}$ to \mathbf{A} being intervened on according to $\mathbf{f}_A \equiv \{f_A \mid A \in \mathbf{A}\}$, as

$$Y(\{f_A(\mathbf{W}_A(\mathbf{f}_A)) \mid A \in \text{pa}_{\mathcal{G}}(Y) \cap \mathbf{A}\}, \{\text{pa}_{\mathcal{G}}(Y) \setminus \mathbf{A}\}(\mathbf{f}_A)). \quad (5)$$

As an example, in the graph in Fig. 1 (b), if we are interested in evaluating the efficacy of a policy set $\{f_{A_1} : \mathfrak{X}_{W_0} \mapsto \mathfrak{X}_{A_1}, f_{A_2} : \mathfrak{X}_{\{W_0, W_1\}} \mapsto \mathfrak{X}_{A_2}\}$ as far as their effect on the outcome W_2 , we could evaluate it via the random variable $Y(f_{A_1}, f_{A_2})$ defined as $W_2(f_{A_2}(W_1(f_{A_1}(W_0), W_0), W_0), W_1(f_{A_1}(W_0), W_0), f_{A_1}(W_0), W_0))$. The efficacy of a particular set of policies may be evaluated on the mean scale as $\mathbb{E}[Y(f_{A_1}, f_{A_2})]$. In a causal model of a DAG, given any policy set, the effect of \mathbf{f}_A on $\mathbf{V} \setminus \mathbf{A}$, represented by the distribution $p(\{V(\mathbf{f}_A) \mid V \in \mathbf{V} \setminus \mathbf{A}\})$, is identified by the following modification of (2):

$$\prod_{V \in \mathbf{V} \setminus \mathbf{A}} p(V | \{f_A(\mathbf{W}_A(\mathbf{f}_A)) \mid A \in \mathbf{A} \cap \text{pa}_{\mathcal{G}}(V)\}, \{\text{pa}_{\mathcal{G}}(V) \setminus \mathbf{A}\}(\mathbf{f}_A)). \quad (6)$$

For example, $p(Y(f_A, f_Z))$ is identified as

$$\sum_{W_0, W_1} p(W_2 | W_0, f_{A_1}(W_0), W_1, f_{A_2}(W_0, W_1)) \times p(W_1 | W_0, f_{A_1}(W_0)) p(W_0). \quad (7)$$

Identification In Hidden Variable DAGs

In a causal model of a DAG where some variables are unobserved, not every causal parameter is identifiable, that is not every parameter is a function of the observed data distribution. Given a DAG \mathcal{G} with a vertex set $\mathbf{V} \cup \mathbf{H}$, where

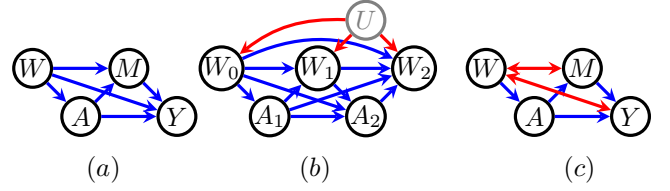


Figure 1: (a) A simple causal DAG, with a single treatment A , a single outcome Y , a vector W of baseline variables, and a single mediator M . (b) A more complex causal DAG with two treatments A_1, A_2 , an intermediate outcome W_1 , and the final outcome W_2 . (c) A graph where $p(Y(a, M(a)))$ is identified, but $p(Y(f_A(W), M(a)))$ is not.

\mathbf{V} are observed, and \mathbf{H} are hidden, define a *latent projection* $\mathcal{G}(\mathbf{V})$ to be an ADMG with observed variables \mathbf{V} with an edge $(AB)_{\rightarrow}$ if there exists a directed path from A to B in \mathcal{G} with all intermediate vertices in \mathbf{H} , and an edge $(AB)_{\leftrightarrow}$ if there exists a path without consecutive edges $\rightarrow \circ \leftarrow$ from A to B with the first edge on the path of the form $A \leftarrow$ and the last edge on the path of the form $\rightarrow B$. A variable pair in $\mathcal{G}(\mathbf{V})$ may be connected by both a directed and a bidirected edge. It is known that all hidden variable DAGs which share latent projections share identification theory. Thus, we will describe identification results on latent projection ADMGs directly. General algorithms for identification of interventional distributions were given in (Tian and Pearl 2002), (Shpitser and Pearl 2006), for responses to edge interventions in (Shpitser 2013), and for policies in (Tian 2008). Here we reformulate these results via simple one line formulas using conditional ADMGs and a fixing operator.

Conditional ADMGs, Kernels, And Fixing

A conditional ADMG (CADMG) $\mathcal{G}(\mathbf{V}, \mathbf{W})$ is an ADMG where \mathbf{W} are *fixed vertices* with the additional property that for all $W \in \mathbf{W}$, $\text{sib}_{\mathcal{G}}(W) \cap \text{pa}_{\mathcal{G}}(W) = \emptyset$. A kernel $q_{\mathbf{V}}(\mathbf{V} \mid \mathbf{W})$ is a mapping from $\mathfrak{X}_{\mathbf{W}}$ to normalized densities over \mathbf{V} . A conditional distribution is one type of kernel, but others are possible. Conditioning and marginalization are defined in kernels in the usual way. For $\mathbf{A} \subseteq \mathbf{V}$,

$$q_{\mathbf{V}}(\mathbf{A} \mid \mathbf{W}) \equiv \sum_{\mathbf{V} \setminus \mathbf{A}} q_{\mathbf{V}}(\mathbf{V} \mid \mathbf{W}); \quad q_{\mathbf{V}}(\mathbf{V} \setminus \mathbf{A} \mid \mathbf{A} \cup \mathbf{W}) \equiv \frac{q_{\mathbf{V}}(\mathbf{A} \mid \mathbf{W})}{q_{\mathbf{V}}(\mathbf{A} \mid \mathbf{W})}.$$

For $A \in \mathbf{V}$, a fixing operator $\phi_A(\mathcal{G}(\mathbf{V}, \mathbf{W}))$ produces a new CADMG $\mathcal{G}(\mathbf{V} \setminus \{A\}, \mathbf{W} \cup \{A\})$, where all edges into A are removed. For a CADMG $\mathcal{G}(\mathbf{V}, \mathbf{W})$ and kernel $q_{\mathbf{V}}(\mathbf{V} \mid \mathbf{W})$, and $A \in \mathbf{V}$, a fixing operator $\phi_A(q_{\mathbf{V}}; \mathcal{G})$ produces a new kernel $\tilde{q}_{\mathbf{V} \setminus \{A\}}(\mathbf{V} \setminus \{A\} \mid \mathbf{W} \cup \{A\}) \equiv q_{\mathbf{V}}(\mathbf{V} \mid \mathbf{W}) / q_{\mathbf{V}}(A \mid \mathbf{W} \cup \text{nd}_{\mathcal{G}}(A))$.

A sequence $\langle A_1, A_2, \dots, A_k \rangle$ of vertices in \mathbf{V} is said to be *fixable* if A_1 is fixable in \mathcal{G} , A_2 is fixable in $\phi_{A_1}(\mathcal{G})$, and so on, with A_k being fixable in $\phi_{A_{k-1}}(\dots \phi_{A_2}(\phi_{A_1}(\mathcal{G})) \dots)$. A consequence of a theorem in (Richardson et al. 2017) states that if $p(\mathbf{H} \cup \mathbf{V})$ is Markov relative to $\mathcal{G}(\mathbf{H} \cup \mathbf{V})$, for any two sequences $\langle A_{i_1}, \dots, A_{i_k} \rangle$, $\langle A_{j_1}, \dots, A_{j_k} \rangle$ fixable in $\mathcal{G}(\mathbf{V})$, graphs and kernels obtained

from applying these sequences to $\mathcal{G}(\mathbf{V})$ and $p(\mathbf{V})$ are the same. For this reason, we will consider fixable sets. A set is fixable in \mathcal{G} if it is possible to arrange its elements into a fixable sequence. All sequences are fixable in a DAG. For \mathbf{A} fixable in \mathcal{G} , we will define $\phi_{\mathbf{A}}(\cdot)$, applied to either graphs or kernels, to be a composition of ϕ applied in order to some fixable sequence of elements in \mathbf{A} . If $\mathbf{A} \subseteq \mathbf{V}$ is fixable in \mathcal{G} , then the set $\mathbf{V} \setminus \mathbf{A}$ is called a reachable set.

Given a kernel $q_{\mathbf{V}}(\mathbf{V} \mid \mathbf{W}) \equiv \phi_{\mathbf{W}}(p(\mathbf{V} \cup \mathbf{W}); \mathcal{G}(\mathbf{V} \cup \mathbf{W}))$, and given $\mathbf{a} \in \mathfrak{X}_{\mathbf{A}}$, for $\mathbf{A} \subseteq \mathbf{W}$, define $\phi_{\mathbf{W}}^{\mathbf{a}}(p(\mathbf{V} \cup \mathbf{W}); \mathcal{G}(\mathbf{V} \cup \mathbf{W}))$ to be a kernel $\tilde{q}_{\mathbf{V}}(\mathbf{V} \mid \mathbf{W} \setminus \mathbf{A})$ such that for any $\mathbf{w} \in \mathfrak{X}_{\mathbf{W} \setminus \mathbf{A}}$, $\tilde{q}_{\mathbf{V}}(\mathbf{V} \mid \mathbf{w}) = q_{\mathbf{V}}(\mathbf{V} \mid \mathbf{w}, \mathbf{a})$.

Identification Algorithms Via The Fixing Operator

A complete algorithm for identifying interventional distributions of the form $p(\mathbf{Y}(\mathbf{a}))$ for $\mathbf{Y} \subseteq \mathbf{V} \setminus \mathbf{A}$ was given in (Tian and Pearl 2002). This algorithm can be rephrased using the fixing operator as follows. Let $\mathbf{Y}^* \equiv \text{an}_{\mathcal{G}_{\mathbf{V} \setminus \mathbf{A}}}(\mathbf{Y})$. Then if for every $\mathbf{D} \in \mathcal{D}(\mathcal{G}_{\mathbf{Y}^*})$, \mathbf{D} is reachable in \mathcal{G} , then for $\mathbf{Y} \subseteq \mathbf{V} \setminus \mathbf{A}$,

$$p(\mathbf{Y}(\mathbf{a})) = \sum_{\mathbf{Y}^* \setminus \mathbf{Y}} \prod_{\mathbf{D} \in \mathcal{D}(\mathcal{G}_{\mathbf{Y}^*})} \phi_{\mathbf{V} \setminus \mathbf{D}}^{\mathbf{a}_{\text{pa}_{\mathcal{G}}^s(\mathbf{D})}}(p(\mathbf{V}); \mathcal{G}). \quad (8)$$

If some $\mathbf{D} \in \mathcal{D}(\mathcal{G}_{\mathbf{Y}^*})$ is not reachable in \mathcal{G} , $p(\mathbf{Y}(\mathbf{a}))$ is not identifiable. See theorem 60 in (Richardson et al. 2017).

Identification of path-specific effects where each path is associated with one of two possible value sets \mathbf{a}, \mathbf{a}' was given a general characterization in (Shpitser 2013) via the *recanting district criterion*. Here, we reformulate this result in terms of the fixing operator in a way that generalizes (8), and applies to the response of any edge intervention, including those that set edges to multiple values rather than two. This result can also be viewed as a generalization of *node consistency* of edge interventions in DAG models, found in (Shpitser and Tchetgen Tchetgen 2016).

Given $\mathbf{A}_{\alpha} \equiv \{A \mid (AB)_{\rightarrow} \in \alpha\}$, and an edge intervention given by the mapping \mathbf{a}_{α} , define $\mathbf{Y}^* \equiv \text{an}_{\mathcal{G}_{\mathbf{V} \setminus \mathbf{A}_{\alpha}}}(\mathbf{Y})$. The joint distribution of the counterfactual response $p(\{\mathbf{V} \setminus \mathbf{A}_{\alpha}\}(\mathbf{a}_{\alpha}))$ is identified, under the NPSEM-IE, if and only if $p(\{\mathbf{V} \setminus \mathbf{A}_{\alpha}\}(\mathbf{a}))$ is identified via (8), and for every $\mathbf{D} \in \mathcal{D}(\mathcal{G}_{\mathbf{Y}^*})$, for every $A \in \mathbf{A}_{\alpha}$, either every directed edge out of A into \mathbf{D} is in α and \mathbf{a}_{α} agrees on value assignments to those edges, or every directed edge out of A into \mathbf{D} is not in α .

Theorem 1 *Under above assumptions, $p(\{\mathbf{V} \setminus \mathbf{A}_{\alpha}\}(\mathbf{a}_{\alpha}))$ is*

$$\sum_{\mathbf{Y}^* \setminus \mathbf{Y}} \prod_{\mathbf{D} \in \mathcal{D}(\mathcal{G}_{\mathbf{Y}^*})} \phi_{\mathbf{V} \setminus \mathbf{D}}^{\mathbf{a}_{\{ (AD)_{\rightarrow} \in \alpha \mid \mathbf{D} \in \mathbf{D}, A \notin \mathbf{D} \}}}}(p(\mathbf{V}); \mathcal{G}). \quad (9)$$

A general algorithm for identification of responses to a set of policies $\mathbf{f}_{\mathbf{A}}$ is given in (Tian 2008). We again reformulate this algorithm in terms of the fixing operator. Define a graph $\mathcal{G}_{\mathbf{f}_{\mathbf{A}}}$ to be a graph obtained from \mathcal{G} by removing all edges into \mathbf{A} , and adding for any $A \in \mathbf{A}$, directed edges from \mathbf{W}_A to A . Define $\mathbf{Y}^* \equiv \text{an}_{\mathcal{G}_{\mathbf{f}_{\mathbf{A}}}}(\mathbf{Y}) \setminus \mathbf{A}$. Then $p(\mathbf{Y}(\mathbf{f}_{\mathbf{A}}))$ is identified in \mathcal{G} if $p(\mathbf{Y}^*(\mathbf{a}))$ is identified. Moreover, the identification formula is

$$\sum_{(\mathbf{Y}^* \cup \mathbf{A}) \setminus \mathbf{Y}} \prod_{\mathbf{D} \in \mathcal{D}(\mathcal{G}_{\mathbf{Y}^*})} \phi_{\mathbf{V} \setminus \mathbf{D}}^{\mathbf{a}_{\text{pa}_{\mathcal{G}}^s(\mathbf{D}) \cap \mathbf{A}}}(p(\mathbf{V}); \mathcal{G}), \quad (10)$$

where $\tilde{\mathbf{a}}_{\text{pa}_{\mathcal{G}}^s(\mathbf{D}) \cap \mathbf{A}}$ is defined to be $\{A = f_A(\mathbf{W}_A) \mid A \in \text{pa}_{\mathcal{G}}(\mathbf{D}) \cap \mathbf{A}\}$ if $\text{pa}_{\mathcal{G}}(\mathbf{D}) \cap \mathbf{A}$ is not empty, and is defined to be the empty set otherwise. The sum over \mathbf{A} is vacuous if $\mathbf{f}_{\mathbf{A}}$ is a set of deterministic policies.

Path-Specific Policies

Fix a set of directed edges α , and define $\mathbf{A}_{\alpha} \equiv \{A \mid (AB)_{\rightarrow} \in \alpha\}$ as before. Denote $\bar{\alpha}$ to be the set of outgoing edges from elements in \mathbf{A}_{α} not in α . Consider a set $\{\mathbf{W}_A \mid A \in \mathbf{A}_{\alpha}\}$ defined as before with respect to a topological ordering \prec . We are going to consider a simple version of path-specific policies where for variables in \mathbf{A} we wish to intervene on, all outgoing edges for every $A \in \mathbf{A}$ are either associated with a reference policy $f'_A : \mathfrak{X}_{\mathbf{W}_A} \mapsto \mathfrak{X}_A$ (for edges not in α), or a policy of interest $f_A : \mathfrak{X}_{\mathbf{W}_A} \mapsto \mathfrak{X}_A$ (for edges in α). Our results generalize to more complex types of path-specific policies, but we do not pursue this here in the interests of space. Generally, we will let f'_A be a simple policy that sets A to a reference value a , ignoring \mathbf{W}_A . Such reference policies are the most relevant in practice.

We now define counterfactual responses to these types of policies, which we denote by $(\tilde{\mathbf{f}}_{\mathbf{A}})_{\alpha, \bar{\alpha}} = (\mathbf{f}_{\mathbf{A}})_{\alpha}, (\mathbf{f}'_{\mathbf{A}})_{\bar{\alpha}}$, where $\mathbf{f}_{\mathbf{A}} \equiv \{f_A \mid A \in \mathbf{A}\}$, $\mathbf{f}'_{\mathbf{A}} \equiv \{f'_A \mid A \in \mathbf{A}\}$, $\tilde{\mathbf{f}}_{\mathbf{A}} = \mathbf{f}_{\mathbf{A}} \cup \mathbf{f}'_{\mathbf{A}}$, and the subscripts $\alpha, \bar{\alpha}$ are meant to denote that these policies only apply for the purposes of those respective edge sets. Define $Y((\tilde{\mathbf{f}}_{\mathbf{A}})_{\alpha, \bar{\alpha}})$ as

$$Y(\{f'_A(\mathbf{W}_A((\tilde{\mathbf{f}}_{\mathbf{A}})_{\alpha, \bar{\alpha}})) \mid (AY) \in \bar{\alpha}\}, \{f_A(\mathbf{W}_A((\tilde{\mathbf{f}}_{\mathbf{A}})_{\alpha, \bar{\alpha}})) \mid (AY) \in \alpha\}, \{W((\tilde{\mathbf{f}}_{\mathbf{A}})_{\alpha, \bar{\alpha}}) \mid (WY) \notin \alpha, \bar{\alpha}\})$$

This definition generalizes both (4) and (5) in an appropriate way. As an example, in Fig. 1 (a), a policy $f_A(W)$ that sets A to a value only with respect to the edge $(AY)_{\rightarrow}$, and a reference value a that A assumes with respect to the edge $(AM)_{\rightarrow}$ results in the counterfactual $Y(f_A(W), M(a, W), W)$. In the graph in Fig. 1 (b), the response of W_2 to A_1, A_2 being set according to $f_{A_1}(W_0), f_{A_2}(W_1, A_1, W_0)$ with respect to $(A_1 W_2)_{\rightarrow}, (A_2 W_2)_{\rightarrow}$, and set to a_1, a_2 for all other edges, is

$$W_2(f_{A_2}(W_1(a_1, W_0), a_1, W_0), W_1(a_1, W_0), f_{A_1}(W_0), W_0). \quad (11)$$

Identification Of Path-Specific Policies

Having condensed existing identification results on responses to policies (10) and responses to edge interventions arising in mediation analysis (9), we generalize these results to give an identification result for responses to path-specific policies, via the following theorem

Theorem 2 *Define $\mathcal{G}_{\tilde{\mathbf{f}}_{\mathbf{A}_{\alpha}}}$ as $\mathcal{G}_{\mathbf{f}_{\mathbf{A}}}$ before, and let $\mathbf{Y}^* \equiv \text{an}_{\mathcal{G}_{\tilde{\mathbf{f}}_{\mathbf{A}_{\alpha}}}}(\mathbf{Y}) \setminus \mathbf{A}_{\alpha}$. Then $p(\mathbf{Y}((\tilde{\mathbf{f}}_{\mathbf{A}})_{\alpha, \bar{\alpha}}))$ is identified if $p(\mathbf{Y}^*(\mathbf{a}))$ is identified, and for every $\mathbf{D} \in \mathcal{D}(\mathcal{G}_{\mathbf{Y}^*})$, and every $A \in \mathbf{A}_{\alpha}$, either every directed edge out of A into \mathbf{D} is in α , or every directed edge out of A into \mathbf{D} is not in α . Moreover, the identifying formula is*

$$\sum_{(\mathbf{Y}^* \cup \mathbf{A}_{\alpha}) \setminus \mathbf{Y}} \prod_{\mathbf{D} \in \mathcal{D}(\mathcal{G}_{\mathbf{Y}^*})} \phi_{\mathbf{V} \setminus \mathbf{D}}^{\mathbf{a}_{\text{pa}_{\mathcal{G}}^s(\mathbf{D}) \cap \mathbf{A}_{\alpha}}}(p(\mathbf{V}); \mathcal{G}), \quad (12)$$

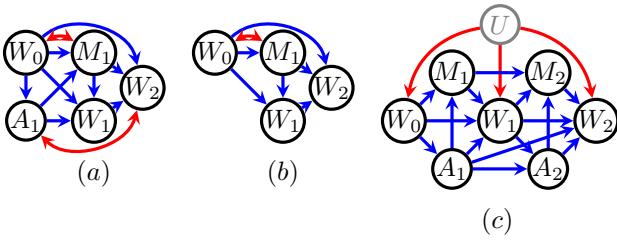


Figure 2: (a) A causal model where $p(W_2(\{f_{A_1}(W_0)\}_{(A_1 W_1) \rightarrow}, a_{(A_1 M_1) \rightarrow}))$ is identified. (b) The graph $\mathcal{G}_{\mathbf{Y}^*}$, where $\mathbf{Y}^* = \{W_0, M_1, W_1, W_2\}$ obtained from (a). (c) A causal model representing the chemical effect of HIV mediation, and adherence on viral failure.

where $\tilde{\mathbf{a}}_{\text{pa}_{\mathcal{G}}(\mathbf{D}) \cap \mathbf{A}_\alpha}$ is defined to be $\{A = f_A(\mathbf{W}_A) \mid A \in \text{pa}_{\mathcal{G}}(\mathbf{D}) \cap \mathbf{A}_\alpha\} \cup \{A = f'_A(\mathbf{W}_A) \mid A \in \text{pa}_{\mathcal{G}}(\mathbf{D}) \cap \mathbf{A}_\alpha\}$, if $\text{pa}_{\mathcal{G}}(\mathbf{D}) \cap \mathbf{A}_\alpha$ is not empty, and is defined to be the empty set otherwise.

Responses to path-specific policies are identified in strictly fewer cases compared to responses to edge interventions. This is because \mathbf{Y}^* is a larger set in the former case. As an example, consider the graph in Fig. 1 (c), where we are interested either in the counterfactual $p(Y(a, M(a')))$, used to define pure direct effects, and the counterfactual $p(Y(f_A(W), M(a')))$.

For the former, we have $\mathbf{Y}^* = \{Y, M\}$, and $p(Y(a, M(a')))$ equal to

$$\sum_m \left(\frac{\sum_w p(Y, m|a, w)p(w)}{\sum_w p(m|a, w)p(w)} \right) \sum_w p(m|a', w)p(w)$$

We omit the detailed derivation in the interests of space.

For the latter, however, $\mathbf{Y}^* = \{Y, M, W\}$, and since $\alpha = \{(AY)_{\rightarrow}\}$ and $\bar{\alpha} = \{(AM)_{\rightarrow}\}$, Theorem 2 is insufficient to conclude identification. An example where identification is possible is shown in Fig. 1 (b). Here, we are interested in optimizing the direct effect of A_1 and A_2 on W_2 via policies $f_{A_1}(W_0)$ and $f_{A_2}(W_1, W_0)$, while keeping the indirect effect of A_1 on W_2 through W_1 at a reference level $W_1(a_1)$. This yields the counterfactual (11), which is identified as

$$\sum_{W_0, W_1} p(W_2|f_{A_2}(W_1, W_0), W_1, f_{A_1}(W_0), W_0)p(W_1|a_1, W_0)p(W_0).$$

Generalizations of the example in Fig. 1 (b) are the most relevant in practice, as their causal structure corresponds to longitudinal observational studies, of the kind considered in (Robins 1986), and many other papers. However, we illustrate complications that may arise in identifiability of responses to path-specific policies with the following, more complex, example in Fig. 2 (a). Here, the distribution $p(W_2(\{f_{A_1}(W_0)\}_{(A_1 W_1) \rightarrow}, a_{(A_1 M_1) \rightarrow}))$ is identified via:

$$\sum_{W_0, A_1, M_1, W_1} [p(W_1 | M_1, f_{A_1}(W_0), W_0)] [p(M_1 | a_1, W_0)p(W_0)] \times \left[\sum_{W_0, A_1} p(W_2 | W_1, M_1, A_1, W_0)p(A_1, W_0) \right],$$

with the detailed derivation given in the Appendix. In this example, the graph entails an identifying formula that does

not resemble a factorization where a conditional distribution of the treatment A_1 is replaced by a policy f_{A_1} , such as (7). Instead, due to the presence of a bidirected arrow connecting A_1 and W_2 , the identifying functional resembles the functional arising from the front-door criterion (Pearl 2009).

On Completeness

The ID algorithm phrased in terms of (8) via the fixing operator is known to be *complete* for non-parametric identification (Huang and Valtorta 2006; Shpitser and Pearl 2006). Completeness here means that failure of identification means no other method is able to yield identification under the same model. A similar result does not, to the authors' knowledge, exist for the identification algorithm for responses to policies in (Tian 2008), and rephrased as (10).

Here we give an argument for completeness of algorithms corresponding to (10), and (18) under the assumption that not only is the causal model non-parametric, but the set of policies \mathbf{f}_A consists of arbitrary functions. In other words, to show non-identifiability it will suffice to exhibit two *unrestricted* elements in the causal model, and *any set* of functions \mathbf{f}_A such that the two elements agree on $p(\mathbf{V})$ but disagree on $p(\mathbf{Y}(\mathbf{f}_A))$. If the set of policies of interest \mathbf{f}_A is restricted, or alternatively if the causal model has parametric restrictions, completeness may no longer hold. To see this, consider Fig. 1 (c) where we pick functions $f_A(W)$ that sets A to a for the purposes of $(AY)_{\rightarrow}$, and $f'_A(W)$ that sets A to a' for the purposes of $(AM)_{\rightarrow}$. In other words, both functions ignore W . In this restricted class, $p(Y((f_A)_{(AY)_{\rightarrow}}, (f'_A)_{(AM)_{\rightarrow}}))$ is in fact identifiable, since this distribution is equal to $p(Y(a, M(a')))$, which was shown to be identifiable in the previous section. We defer all proofs to the Appendix.

Lemma 1 Assume $p_1(Y(a) | w) \neq p_2(Y(a) | w)$, and a fixed $p_1(W), p_2(W)$ (either equal or not). Then there exists $\tilde{p}(A | W)$ such that $\sum_{w,a} p_1(Y(a) | w)\tilde{p}(a | w)p_1(w) \neq \tilde{p}_1(Y) \neq \tilde{p}_2(Y) = \sum_{w,a} p_2(Y(a) | w)\tilde{p}(a | w)p_2(w)$.

Theorem 3 Assume $p(\{Y(\mathbf{a}) \mid Y \in \mathbf{Y}^*\})$ is not identifiable, where $\mathbf{Y}^* = \text{an}_{\mathcal{G}_{\mathbf{f}_A}}(\mathbf{Y}) \setminus \mathbf{A}$. Then $p(\{Y(\mathbf{f}_A) \mid Y \in \mathbf{Y}\})$ is not identifiable.

Lemma 2 Assume a fixed $p_1(W), p_2(W)$ (equal or not), and $p_1(Y_1(a_1, a_2), Y_2(a_1, a_2)|w) \neq p_2(Y_1(a_1, a_2), Y_2(a_1, a_2)|w)$. Then there exists $\tilde{p}(A_1|W), \tilde{p}_2(A_2|W)$ such that

$$\sum_{w, a_1, a_2} p_1(Y_1(a_1, a_2), Y_2(a_1, a_2)|w)\tilde{p}(a_1|w)\tilde{p}(a_2|w)p(w) \neq \sum_{w, a_1, a_2} p_2(Y_1(a_1, a_2), Y_2(a_1, a_2)|w)\tilde{p}(a_1|w)\tilde{p}(a_2|w)p(w).$$

Theorem 4 Let $\mathbf{Y}^* = \text{an}_{\mathcal{G}_{\mathbf{f}_A}}(\mathbf{Y}) \setminus \mathbf{A}_\alpha$. Then if $p(\mathbf{Y}^*(\mathbf{a}_\alpha))$ is not identifiable, $p(\mathbf{Y}((\tilde{\mathbf{f}}_A)_{\alpha, \bar{\alpha}}))$ is not identifiable.

Finding Optimal Total Effect Policies

Generally, having defined counterfactual responses to policies, the goal is to find an *optimal* policy. Optimality may

be quantified in a number of ways, but a common approach is maximizing expected counterfactual outcome under a policy, that is finding $\arg \max_{\mathbf{f}_A} \mathbb{E}[Y(\mathbf{f}_A)]$.

Consider a simple example in Fig. 1 (a), where we wish to learn the optimal policy $f_A(W)$, by which we mean a policy that maximizes $\mathbb{E}[Y(f_A(W))]$. Assume we happen to know the correct parametric specification for $Q(A, W; \gamma) = \mathbb{E}[Y(A) | W; \gamma] = \mathbb{E}[Y | A, W; \gamma]$ (this type of specification is sometimes known as a Q-function in the reinforcement learning literature). Then for a binary treatment A (with values 0, 1), it is fairly easy to show that for any given $w \in \mathfrak{X}_W$, the optimal policy has the form $\mathbb{I}(Q(1, w; \gamma) > Q(0, w; \gamma))$, where $\mathbb{I}(\cdot)$ is the indicator function.

Consider a general version of Fig. 1 (b), with a vector of baseline factors W_0 , a set of treatments A_i , and outcomes W_i for $i = 1, \dots, k$, and a temporal order on variables $W_0, A_1, W_1, \dots, A_k, W_k$, where all variables earlier in the order are assumed to causally influence variables later in the order, and an unobserved common parent U of W_0, \dots, W_k . Given A_i , denote \bar{A}_i to be all variables earlier in the ordering than A_i , similarly for W_i and \bar{W}_i . Finally, denote by \bar{A}_i^{-j} to be all variables earlier in the ordering than A_i except A_j , similarly for \bar{W}_i^{-j} . Assume we are interested in choosing a set of policies $\mathbf{f}_A \equiv \{f_{A_i}(\bar{A}_i) | i = 1, \dots, k\}$ which maximize $\mathbb{E}[W_k(\mathbf{f}_A)]$.

It's well-known that this counterfactual mean is identified, under the model we specified, via a version of the g-computation algorithm (Robins 1986), a special case of (10):

$$\begin{aligned} & \sum_{W_k} \mathbb{E}[W_k | W_0, \dots, W_{k-1}, f_{A_1}(W_0), \dots, f_{A_k}(\bar{A}_k)] \times \\ & \prod_{i=1}^{k-1} p(W_i | W_0, \dots, W_{i-1}, f_{A_1}(W_0), \dots, f_{A_i}(\bar{A}_i)). \quad (13) \end{aligned}$$

If we knew the correct specification of all these models, we could obtain the optimal $f_{A_k}^*$ as $\mathbb{I}(\mathbb{E}[W_k | A_k = 1, \bar{A}_k] > \mathbb{E}[W_k | A_k = 0, \bar{A}_k])$, and the optimal $f_{A_i}^*$ as

$$\begin{aligned} & \mathbb{I}(\mathbb{E}[W_k(f_{A_k}^*, \dots, f_{A_{i+1}}^*, A_i = 1) | \bar{A}_i] > \\ & \mathbb{E}[W_k(f_{A_k}^*, \dots, f_{A_{i+1}}^*, A_i = 0) | \bar{A}_i]) \quad (14) \end{aligned}$$

by an appropriate modification of (13). This approach is known as dynamic programming or backwards induction.

Outcome Weighted Learning

If models in (13) are not known precisely, but their parametric form is known, they may be estimated from data via usual maximum likelihood methods, and resulting estimates used to find the optimal policy given data. If we are uncertain whether these models are correctly specified, we are naturally no longer guaranteed to learn optimal policies directly in this way. In addition even under a correctly specified model, evaluating (14) may be computationally demanding, as it involves integrating over W_i, \dots, W_{k-1} .

A number of alternative strategies for finding policies where the optimal policy is not easily available in closed form have been considered in the literature, including grid

search, and value search within a restricted class of policies. In this paper, we consider outcome weighted learning (Chen, Zeng, and Kosorok 2016), which translates the problem of picking optimal policies into a weighted classification problem in machine learning.

The key idea is if we had *any* method for learning $\mathbb{E}[W_k(f_{A_k}^*, \dots, f_{A_{i+1}}^*, A_i) | \bar{A}_i]$ for any A_i , the task for finding $f_{A_i}^*$, assuming $f_{A_k}^*, \dots, f_{A_{i+1}}^*$ were already found recursively, reduces to training a classifier mapping features \bar{A}_i to a class label A_i^* (either 0 or 1). In typical binary classification problems, training a classifier entails minimizing the 0-1 loss, where a correct classification is not penalized, while an incorrect classification is penalized by 1. In our case, we solve a sequence of recursive classification problems with a weighted 0-1 loss. In the base case, choosing A_k^* correctly yields no penalty, while choosing A_k^* incorrectly yields the penalty

$$\mathbb{E}[W_k | A_k^*, \bar{A}_k] - \mathbb{E}[W_k | 1 - A_k^*, \bar{A}_k].$$

Assuming $f_{A_k}^*, \dots, f_{A_{i+1}}^*$ were already selected via classifiers minimizing appropriate loss, choosing A_i^* correctly yields no penalty, while choosing A_i^* incorrectly yields a penalty

$$\begin{aligned} & \mathbb{E}[W_k(f_{A_k}^*, \dots, f_{A_{i+1}}^*, A_i = A_i^*) | \bar{A}_i] - \\ & \mathbb{E}[W_k(f_{A_k}^*, \dots, f_{A_{i+1}}^*, A_i = 1 - A_i^*) | \bar{A}_i]. \end{aligned}$$

A number of approaches have been developing for minimizing these types of non-convex losses. While any choice that specifies some inductive bias may imply the true optimal policy is no longer within the considered class, a flexible classification strategy minimizes this risk in practice. In our simulations, we used support vector machines (SVMs) (Cortes and Vapnik 1995), because of their flexibility and relative simplicity. Note that the choice of classifier implicitly defines the restricted set of policies where we seek to find the optimum. In the case of SVMs, this choice is all policies defined by a hyperplane through a high dimensional space defined by a kernel function. We now consider how outcome weighted learning and dynamic programming translate to optimizing path-specific policies.

Finding Optimal Path-Specific Effect Policies

Consider the generalization of Fig. 1 (b) to the longitudinal setting with mediators, shown (for two time points) in Fig. 2 (c). This causal model corresponds to the setting described in detail in (Miles et al. 2017), representing an observational longitudinal study of HIV patients. Here, W_0 represents the baseline variables of a patient, A_1, A_2 represent treatment assignments, which were chosen based on observed treatment history according to physician's best judgement, W_1, W_2 are intermediate and final outcomes (such as CD4 count or viral failure), and M_1, M_2 are measures of patient adherence to their treatment regimen. We are interested in finding policies $f_{A_1}(W_0), f_{A_2}(W_0, W_1, A_1, M_1)$ that optimize the effect of A_1, A_2 on W_2 that is either direct or via intermediate outcomes, but not via adherence, and where adherence is kept to that of a reference treatment a_1, a_2 . Specifically, we are interesting in choosing f_{A_1}, f_{A_2} to optimize the following counterfactual expectation:

$$\mathbb{E} \left[W_2 \left(\begin{array}{c} W_0, f_{A_1}(W_0), M_1(a_1), W_1(f_{A_1}(W_0), M_1(a_1)), \\ M_2(a_1, a_2, W_1(f_{A_1}(W_0), M_1(a_1)), M_1(a_1)), \end{array} \right) \right],$$

which is identified as

$$\sum_{W_2} \mathbb{E}[W_2|W_0, W_1, M_1, M_2, f_{A_1}(W_0), f_{A_2}(W_0, f_{A_1}(W_0), M_1, W_1)] \times p(W_0)p(M_1|a_1, W_0)p(W_1|W_0, f_{A_1}(W_0), M_1)p(M_2|W_0, W_1, a_1, a_2) \quad (15)$$

More generally for k time points, we wish to learn policies f_{A_1}, \dots, f_{A_k} that optimize

$$\mathbb{E} \left[W_k \left(\begin{array}{c} \{f_{A_1}\}_{(A_1 W_1) \rightarrow, \dots, (A_1 W_k) \rightarrow}, \dots, \{f_{A_k}\}_{(A_k W_k) \rightarrow}, \\ (a_1)_{(A_1 M_1) \rightarrow, \dots, (A_1 M_k) \rightarrow}, \dots, (a_k)_{(A_k M_k) \rightarrow} \end{array} \right) \right],$$

which is identified by the appropriate generalization of (15):

$$\sum_{\bar{W}_k} \mathbb{E}[W_k|W_0, \dots, W_{k-1}, M_1, \dots, M_k, f_{A_1}(W_0), \dots, f_{A_k}(\bar{A}_k)] \times \left(\prod_{i=1}^{k-1} p(W_i|W_0, \dots, W_{i-1}, f_{A_1}(W_0), \dots, f_{A_i}(\bar{A}_i)) \right) \times \left(\prod_{i=1}^k p(M_i|W_0, \dots, W_{i-1}, a_1, \dots, a_i) \right). \quad (16)$$

The dynamic programming approach to learning optimal policies within a restricted class given by our chosen classification method proceeds as follows. We solve a sequence of recursive classification problems with a weighted 0-1 loss. In the base case, choosing A_k^* correctly yields no penalty, while choosing A_k^* incorrectly yields the penalty

$$\sum_{M_k} \{ \mathbb{E}[W_k|A_k^*, \bar{A}_k] - \mathbb{E}[W_k|1 - A_k^*, \bar{A}_k] \} p(M_k|a_k, \bar{A}_k).$$

Assuming $f_{A_k}^*, \dots, f_{A_{i+1}}^*$ were already selected via classifiers minimizing appropriate loss, choosing A_i^* correctly yields no penalty, while choosing A_i^* incorrectly yields a penalty $\mathbb{E}[\mathcal{R}(A_i^*) - \mathcal{R}(1 - A_i^*) | \bar{A}_i]$, where $\mathcal{R}(\bar{A}_i)$ is

$$W_k \left[\begin{array}{c} \{f_{A_{i+1}}^*\}_{(A_{i+1} W_{i+1}) \rightarrow, \dots, (A_{i+1} W_k) \rightarrow}, \dots, \{f_{A_k}^*\}_{(A_k W_k) \rightarrow}, \\ \bar{A}_i, (a_{i+1})_{(A_{i+1} M_{i+1}) \rightarrow, \dots, (A_{i+1} M_k) \rightarrow}, \dots, (a_k)_{(A_k M_k) \rightarrow} \end{array} \right],$$

and identified by the appropriate modification of (16). In the subsequent section, we report the results of a simulation study illustrating this dynamic programming approach with an SVM classifier, for the two time point case ($k = 2$).

A Simulation Study

We demonstrated our method via a simulation study for the model given in Fig. 2 (c). We used a 5-variate normal for W_0 , logistic regression models for binary A_1, M_1, A_2, M_2 , and linear regressions for continuous-valued W_2 and W_1 (the latter was a 6-variable vector). We will make our simulation code available upon request. We used softmargin SVMs which allowed row weights, as implemented in the `libsvm` library, to optimize the weighted 0-1 loss, as defined in the previous section, using an appropriate hinge loss convex surrogate.

Table 1 summarizes the performance of the SVM classifiers in Stage 2 and Stage 1, respectively. We report the accuracy of the classifiers trained using both linear and polynomial (poly) kernels of various degrees (d). Table 2 summarizes the average weighted 0-1 loss incurred during policy

evaluation in both stages. As expected, it is straightforward to optimize the second stage policy, since significant information is available at that point via the vector \bar{A}_2 . At stage 1, only W_0 is available, which complicates deriving an optimal decision surface. In addition, while flexible decision surfaces are helpful at the second stage, they appear to be counterproductive for the first stage. We leave a detailed investigation of weighted classification algorithms for this problem to future work.

Table 1: Summary of weighted SVM performance accuracy for 2 time points

Stage 2 training accuracy (%)	Stage 1 training accuracy (%)				
	Linear	Poly (d=3)	Poly (d=5)	Poly (d=7)	
Linear	78.69	83.47	75.56	67.08	67.67
Poly (d=3)	93.53	82.21	74.15	64.61	65.11
Poly (d=5)	99.18	82.10	73.75	64.76	64.87
Poly (d=7)	99.30	82.59	74.48	65.15	66.19

Table 2: Summary of average weighted 0-1 loss incurred during 2-stage policy learning.

Stage 2 average weighted 0-1 loss	Stage 1 average weighted 0-1 loss (3 sig. figures)				
	Linear	Poly (d=3)	Poly (d=5)	Poly (d=7)	
Linear	3.762	145	252	508	491
Poly (d=3)	0.302	148	257	520	508
Poly (d=5)	0.007	152	261	532	513
Poly (d=7)	0.022	143	248	532	498

Conclusion

In this paper, we defined counterfactual responses to policies that set treatment value in such a way that they affect outcomes with respect to certain causal pathways only. Such counterfactuals arise when we wish to personalize only some portion of the causal effect of the treatment, while keeping other portions to some reference values. An example might be optimizing the chemical effect of a drug, while keeping drug adherence to a reference value.

We gave a general algorithm for identifying these responses from data, which generalizes similar algorithms due to (Tian 2008; Shpitser 2013) for dynamic treatment regimes, and path-specific effects, respectively, shown that given an unrestricted class of policies the algorithm is, in some sense, complete, and demonstrated how path-specific policies may be optimized using outcome weighted learning (Chen, Zeng, and Kosorok 2016).

References

- [Avin, Shpitser, and Pearl 2005] Avin, C.; Shpitser, I.; and Pearl, J. 2005. Identifiability of path-specific effects. In *Proceedings of the Nineteenth International Joint Conference on Artificial Intelligence (IJCAI-05)*, volume 19, 357–363. Morgan Kaufmann, San Francisco.
- [Chakraborty and Moodie 2013] Chakraborty, B., and Moodie, E. E. M. 2013. *Statistical Methods for Dynamic Treatment Regimes (Reinforcement Learning, Causal Inference, and Personalized Medicine)*. Springer, New York.
- [Chen, Zeng, and Kosorok 2016] Chen, G.; Zeng, D.; and Kosorok, M. R. 2016. Personalized dose finding using outcome weighted learning. *Journal of the American Statistical Association* 111(516):1509–1521.
- [Cortes and Vapnik 1995] Cortes, C., and Vapnik, V. 1995. Support-vector networks. *Machine Learning* 20:273–297.
- [Hernan et al. 2006] Hernan, M. A.; Lanoy, E.; Costagliola, D.; and Robins, J. M. 2006. Comparison of dynamic treatment regimes via inverse probability weighting. *Basic and Clinical Pharmacology and Toxicology* 98:237–242.
- [Huang and Valtorta 2006] Huang, Y., and Valtorta, M. 2006. Pearl’s calculus of interventions is complete. In *Twenty Second Conference On Uncertainty in Artificial Intelligence*.
- [Miles et al. 2017] Miles, C.; Shpitser, I.; Kanki, P.; Melone, S.; and Tchetgen, E. J. T. 2017. Quantifying an adherence path-specific effect of antiretroviral therapy in the nigeria pepfar program. *Journal of the American Statistical Association*.
- [Pearl 2001] Pearl, J. 2001. Direct and indirect effects. In *Proceedings of the Seventeenth Conference on Uncertainty in Artificial Intelligence (UAI-01)*, 411–420. Morgan Kaufmann, San Francisco.
- [Pearl 2009] Pearl, J. 2009. *Causality: Models, Reasoning, and Inference*. Cambridge University Press, 2 edition.
- [Pearl 2011] Pearl, J. 2011. The causal mediation formula – a guide to the assessment of pathways and mechanisms. Technical Report R-379, Cognitive Systems Laboratory, University of California, Los Angeles.
- [Richardson et al. 2017] Richardson, T. S.; Evans, R. J.; Robins, J. M.; and Shpitser, I. 2017. Nested Markov properties for acyclic directed mixed graphs. Working paper.
- [Robins and Greenland 1992] Robins, J. M., and Greenland, S. 1992. Identifiability and exchangeability of direct and indirect effects. *Epidemiology* 3:143–155.
- [Robins 1986] Robins, J. M. 1986. A new approach to causal inference in mortality studies with sustained exposure periods – application to control of the healthy worker survivor effect. *Mathematical Modeling* 7:1393–1512.
- [Shpitser and Pearl 2006] Shpitser, I., and Pearl, J. 2006. Identification of joint interventional distributions in recursive semi-Markovian causal models. In *Proceedings of the Twenty-First National Conference on Artificial Intelligence (AAAI-06)*. AAAI Press, Palo Alto.
- [Shpitser and Tchetgen Tchetgen 2016] Shpitser, I., and Tchetgen Tchetgen, E. 2016. Causal inference with a graphical hierarchy of interventions. *Annals of Statistics* 44(6):2433–2466.
- [Shpitser 2013] Shpitser, I. 2013. Counterfactual graphical models for longitudinal mediation analysis with unobserved confounding. *Cognitive Science (Rumelhart special issue)* 37:1011–1035.
- [Tian and Pearl 2002] Tian, J., and Pearl, J. 2002. On the testable implications of causal models with hidden variables. In *Proceedings of the Eighteenth Conference on Uncertainty in Artificial In-*

- telligence (UAI-02)*, volume 18, 519–527. AUAI Press, Corvallis, Oregon.
- [Tian 2008] Tian, J. 2008. Identifying dynamic sequential plans. In *Proceedings of the Twenty-Fourth Conference Annual Conference on Uncertainty in Artificial Intelligence (UAI-08)*, 554–561. Corvallis, Oregon: AUAI Press.

Appendix

Example Derivation For An Identifiable Path-Specific Policy

We seek to identify the distribution $p(W_2(\{f_{A_1}(W_0)\}_{(A_1 W_1) \rightarrow}, a_{(A_1 M_1) \rightarrow}))$ in Fig. 2 (a). Then $\mathbf{Y}^* = \{W_2, W_1, M_1, W_0\}$, and $\mathcal{D}(\mathcal{G}_{\mathbf{Y}^*}) = \{\{W_2\}, \{W_0, M_1\}, \{W_1\}\}$ (the graph $\mathcal{G}_{\mathbf{Y}^*}$ is shown in Fig. 2 (b)). Thus, we have three terms, a term $\phi_{\{W_0, M_1, A_1, W_1\}}(p; \mathcal{G})$ for W_2 , a term $\phi_{\{W_0, A_1, M_1, W_2\}}(p; \mathcal{G})$ for W_1 , and a term $\phi_{\{A_1, W_1, W_2\}}(p; \mathcal{G})$ for $\{W_0, M_1\}$. We have

$$\begin{aligned} \phi_{\{W_0, A_1, M_1, W_2\}}(p; \mathcal{G}) &= \phi_{\{W_0, A_1, M_1\}} \left(\sum_{W_2} p; \mathcal{G}^{(a)} \right) \\ &= \phi_{\{W_0, A_1\}} \left(\frac{p(W_0, A_1, M_1, W_1)}{p(M_1 | A_1, W_0)}; \mathcal{G}^{(b)} \right) \\ &= \phi_{\{W_0\}} \left(\frac{p(W_0, A_1, M_1, W_1)}{p(M_1, A_1 | W_0)}; \mathcal{G}^{(c)} \right) \\ &= p(W_1 | M_1, A_1, W_0), \end{aligned}$$

where $\mathcal{G}^{(a)}, \mathcal{G}^{(b)}, \mathcal{G}^{(c)}$ are CADMGs in Figs. 3 (a), (b), and (c), respectively. Similarly, $\phi_{\{W_0, M_1, A_1, W_1\}}(p; \mathcal{G})$ is equal to

$$\begin{aligned} \phi_{\{W_0, M_1, A_1\}} \left(\frac{p(W_0, A_1, M_1, W_1, W_2)}{p(W_1 | M_1, A_1, W_0)}; \mathcal{G}^{(d)} \right) \\ &= \phi_{\{W_0, A_1\}} \left(\frac{p(W_0, A_1, M_1, W_1, W_2)}{p(W_1, M_1 | A_1, W_0)}; \mathcal{G}^{(e)} \right) \\ &= \phi_{\{W_0\}} \left(\sum_{A_1} \frac{p(W_0, A_1, M_1, W_1, W_2)}{p(W_1, M_1 | A_1, W_0)}; \mathcal{G}^{(f)} \right) \\ &= \sum_{W_0, A_1} p(W_2 | W_1, M_1, A_1, W_0) p(A_1, W_0), \end{aligned}$$

where $\mathcal{G}^{(d)}, \mathcal{G}^{(e)}, \mathcal{G}^{(f)}$ are CADMGs in Figs. 3 (d), (e), and (f), respectively. Finally,

$$\begin{aligned} \phi_{\{A_1, W_1, W_2\}}(p; \mathcal{G}) &= \phi_{\{A_1, W_1\}} \left(\sum_{W_2} p; \mathcal{G}^{(a)} \right) \\ &= \phi_{\{A_1\}} \left(\sum_{W_2, W_1} p; \mathcal{G}^{(g)} \right) \\ &= \frac{p(W_0, A_1, M_1)}{p(A_1 | W_0)} = p(M_1 | A_1, W_0) p(W_0), \end{aligned}$$

where $\mathcal{G}^{(a)}, \mathcal{G}^{(g)}$ are CADMGs in Figs. 3 (a), and (g), respectively. Note that whenever the fixing operation for a kernel $q_{\mathbf{V}}(\mathbf{V} | \mathbf{W})$ that fixes $V \in \mathbf{V}$ is such that $\mathbf{V} \setminus \{V\} \subseteq \text{nd}_{\mathcal{G}(\mathbf{V}, \mathbf{W})}(V)$, the resulting kernel can be viewed as $\tilde{q}_{\mathbf{V} \setminus \{V\}}(\mathbf{V} \setminus \{V\} | \mathbf{W} \cup \{V\}) = \sum_V q_{\mathbf{V}}(\mathbf{V} | \mathbf{W})$. We now combine these terms, evaluating A_1 to either a or $f_{A_1}(W_0)$, as appropriate, yielding the following expression for $p(W_2(\{f_{A_1}(W_0)\}_{(A_1 W_1) \rightarrow}, a_{(A_1 M_1) \rightarrow}))$:

$$\sum_{W_0, A_1, M_1, W_1} [p(W_1 | M_1, f_{A_1}(W_0), W_0)] [p(M_1 | a_1, W_0) p(W_0)] \times \left[\sum_{W_0, A_1} p(W_2 | W_1, M_1, A_1, W_0) p(A_1, W_0) \right].$$

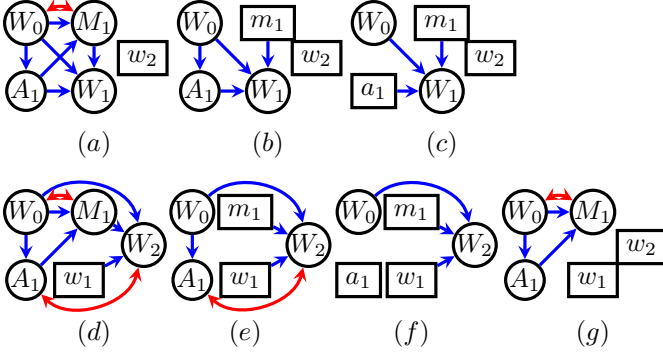


Figure 3: For \mathcal{G} in Fig. 2 (a): (a) $\phi_{\{W_2\}}(\mathcal{G})$, (b) $\phi_{\{W_2, M_1\}}(\mathcal{G})$, (c) $\phi_{\{W_2, M_1, A_1\}}(\mathcal{G})$, (d) $\phi_{\{W_1\}}(\mathcal{G})$, (e) $\phi_{\{W_1, M_1\}}(\mathcal{G})$, (f) $\phi_{\{W_1, M_1, A_1\}}(\mathcal{G})$, (g) $\phi_{\{W_2, W_1\}}(\mathcal{G})$.

Proofs

Theorem 1 Under above assumptions, $p(\{\mathbf{V} \setminus \mathbf{A}_\alpha\}(\mathbf{a}_\alpha))$ is

$$\sum_{\mathbf{Y}^* \setminus \mathbf{Y}} \prod_{\mathbf{D} \in \mathcal{D}(\mathcal{G}_{\mathbf{Y}^*})} \phi_{\mathbf{V} \setminus \mathbf{D}}^{\alpha \{ (AD) \rightarrow \epsilon \mid D \in \mathbf{D}, A \notin \mathbf{D} \}}(p(\mathbf{V}); \mathcal{G}). \quad (17)$$

Proof: Assume an NPSEM-IE for a DAG $\mathcal{G}(\mathbf{H} \cup \mathbf{V})$. Then for any disjoint $\mathbf{S}_1, \mathbf{S}_2 \subseteq \mathbf{V}$, $\{S_1(\mathbf{a}_1) \mid S_1 \in \mathbf{S}_1, \mathbf{a}_1 \in \mathfrak{X}_{\text{pa}_{\mathcal{G}}^s(\mathbf{V})}(\mathbf{S}_1)}\}$ is marginally independent of $\{S_2(\mathbf{a}_2) \mid S_2 \in \mathbf{S}_2, \mathbf{a}_2 \in \mathfrak{X}_{\text{pa}_{\mathcal{G}}^s(\mathbf{V})}(\mathbf{S}_2)}\}$ if \mathbf{S}_1 is marginally d-separated in the graph $\mathcal{G}(\mathbf{H} \cup \mathbf{V}) \setminus (\text{pa}_{\mathcal{G}}^s(\mathbf{V})(\mathbf{S}_1) \cup \text{pa}_{\mathcal{G}}^s(\mathbf{V})(\mathbf{S}_2))$. Note that this is true even if $\text{pa}_{\mathcal{G}}^s(\mathbf{V})(\mathbf{S}_1) \cap \text{pa}_{\mathcal{G}}^s(\mathbf{V})(\mathbf{S}_2) \neq \emptyset$, and \mathbf{a}_1 and \mathbf{a}_2 assign different values to variables in this intersection. Pick a value assignment $\mathbf{v} \in \mathfrak{X}_{\mathbf{V}}$. Under our assumptions, $p(\{\mathbf{V} \setminus \mathbf{A}_\alpha\}(\mathbf{a}_\alpha))$ is equal to

$$\prod_{\mathbf{D} \in \mathcal{D}(\mathcal{G}_{\mathbf{Y}^*})} p(\mathbf{D}(\mathbf{a}_{\text{pa}_{\mathcal{G}}^s(\mathbf{V})}(\mathbf{D}) \cap \mathbf{A}, \mathbf{v}_{\text{pa}_{\mathcal{G}}^s(\mathbf{V})}(\mathbf{D}) \setminus \mathbf{A}) = \mathbf{v} \mathbf{D}),$$

where $\mathbf{a}_{\text{pa}_{\mathcal{G}}^s(\mathbf{V})}(\mathbf{D}) \cap \mathbf{A}$ is the set of values of $\mathbf{A} \cap \text{pa}_{\mathcal{G}}^s(\mathbf{V})(\mathbf{D})$ assigned by \mathbf{a} to edges between that set and \mathbf{D} . A detailed derivation, via an argument that “unrolls” the counterfactuals can be found in the supplement in (Shpitser 2013). Each factor in the above expression is now identified via the corresponding factor in (9) by Theorem 60 in (Richardson et al. 2017). This proves the claim. \square

Theorem 2 Define $\mathcal{G}_{\mathbf{f}_{\mathbf{A}_\alpha}}$ as $\mathcal{G}_{\mathbf{f}_{\mathbf{A}}}$ before, and let $\mathbf{Y}^* \equiv \text{an}_{\mathcal{G}_{\mathbf{f}_{\mathbf{A}_\alpha}}}(\mathbf{Y}) \setminus \mathbf{A}_\alpha$. Then $p(\mathbf{Y}^*((\tilde{\mathbf{f}}_{\mathbf{A}})_{\alpha, \bar{\alpha}}))$ is identified if $p(\mathbf{Y}^*(\mathbf{a}))$ is identified, and for every $\mathbf{D} \in \mathcal{D}(\mathcal{G}_{\mathbf{Y}^*})$, and every $A \in \mathbf{A}_\alpha$, either every directed edge out of A into \mathbf{D} is in α , or every directed edge out of A into \mathbf{D} is not in α . Moreover, the identifying formula is

$$\sum_{(\mathbf{Y}^* \cup \mathbf{A}_\alpha) \setminus \mathbf{Y}} \prod_{\mathbf{D} \in \mathcal{D}(\mathcal{G}_{\mathbf{Y}^*})} \phi_{\mathbf{V} \setminus \mathbf{D}}^{\tilde{\mathbf{a}}_{\text{pa}_{\mathcal{G}}^s(\mathbf{D}) \cap \mathbf{A}_\alpha}}(p(\mathbf{V}); \mathcal{G}), \quad (18)$$

where $\tilde{\mathbf{a}}_{\text{pa}_{\mathcal{G}}^s(\mathbf{D}) \cap \mathbf{A}_\alpha}$ is defined to be $\{A = f_A(\mathbf{W}_A) \mid A \in \text{pa}_{\mathcal{G}}^s(\mathbf{D}) \cap \mathbf{A}_\alpha\} \cup \{A = f'_A(\mathbf{W}_A) \mid A \in \text{pa}_{\mathcal{G}}^{\bar{\alpha}}(\mathbf{D}) \cap \mathbf{A}_\alpha\}$, if $\text{pa}_{\mathcal{G}}^s(\mathbf{D}) \cap \mathbf{A}_\alpha$ is not empty, and is defined to be the empty set otherwise.

Proof: Let α^* be the union of α and $\bar{\alpha}$. Fix any edge intervention \mathbf{a}_{α^*} such that all edges in $\bar{\alpha}$ are assigned to appropriate values of \mathbf{a} . Then by Theorem 1, $p(\mathbf{Y}^*(\mathbf{a}_{\alpha^*}))$ is

$$\prod_{\mathbf{D} \in \mathcal{D}(\mathcal{G}_{\mathbf{Y}^*})} \phi_{\mathbf{V} \setminus \mathbf{D}}^{\alpha \{ (AD) \rightarrow \epsilon \mid D \in \mathbf{D}, A \notin \mathbf{D} \}}(p(\mathbf{V}); \mathcal{G}), \quad (19)$$

for any \mathbf{a}_{α^*} . Since, by definition, $p(\mathbf{Y}^*((\tilde{\mathbf{f}}_{\mathbf{A}})_{\alpha, \bar{\alpha}}))$ is equal to $p(\mathbf{Y}^*(\tilde{\mathbf{a}}_{\alpha^*}))$, where $\tilde{\mathbf{a}}_{\alpha^*}$ sets values of every A with respect to edges in α via f_A evaluated at $\mathbf{W}_A(\tilde{\mathbf{a}}_{\alpha^*})$, and sets values of every A with respect to edges in $\bar{\alpha}$ similarly via f'_A , our conclusion follows immediately. \square

Lemma 1 Assume $p_1(Y(a) \mid w) \neq p_2(Y(a) \mid w)$, and a fixed $p_1(W), p_2(W)$ (either equal or not). Then there exists $\tilde{p}(A \mid W)$ such that $\sum_{w, a} p_1(Y(a) \mid w) \tilde{p}(a \mid w) p_1(w) \neq \tilde{p}_1(Y) \neq \tilde{p}_2(Y) = \sum_{w, a} p_2(Y(a) \mid w) \tilde{p}(a \mid w) p_2(w)$.

Proof: Since $\tilde{p}_1(Y)$ and $\tilde{p}_2(Y)$ are weighted averages, to assure their inequality it suffices to pick $\tilde{p}(A \mid W)$ in such a way that $\tilde{p}(a \mid w) p_1(w)$ and $\tilde{p}(a \mid w) p_2(w)$ are both sufficiently close to 1. \square

Theorem 3 Assume $p(\{Y(\mathbf{a}) \mid Y \in \mathbf{Y}^*\})$ is not identifiable, where $\mathbf{Y}^* = \text{an}_{\mathcal{G}_{\mathbf{f}_{\mathbf{A}}}}(\mathbf{Y}) \setminus \mathbf{A}$. Then $p(\{Y(\mathbf{f}_{\mathbf{A}}) \mid Y \in \mathbf{Y}\})$ is not identifiable.

Proof: Order variables in \mathbf{Y}^* topologically as Y_1, \dots, Y_k with \bar{Y}_i being the set of variables in \mathbf{Y}^* earlier in the ordering than Y_i . Pick the earlier Y_i in the ordering such that $p(Y_i(\mathbf{a}) \mid \bar{Y}_i(\mathbf{a}))$ is not identified. Such a variable is guaranteed to exist, since $p(\{Y(\mathbf{a}) \mid Y \in \mathbf{Y}^*\})$ is not identifiable. If $\bar{Y}_i = \emptyset$, our conclusion is trivial since $p(Y_i(\mathbf{a})) = p(Y_i(\mathbf{f}_{\mathbf{A}}))$ is not identifiable. Otherwise, by a simple extension of Lemma 1, $p(\{Y_j(\mathbf{f}_{\mathbf{A}}) \mid Y_j \in \bar{Y}_{i+1} \setminus \mathbf{W}_A\})$ is not identified, and thus, neither is $p(\{Y_i(\mathbf{f}_{\mathbf{A}}) \mid Y_i \in \mathbf{Y}^*\})$. \square

Lemma 2 Assume a fixed $p_1(W), p_2(W)$ (equal or not), and $p_1(Y_1(a_1, a_2), Y_2(a_1, a_2) \mid w) \neq p_2(Y_1(a_1, a_2), Y_2(a_1, a_2) \mid w)$. Then there exists $\tilde{p}(A_1 \mid W), \tilde{p}(A_2 \mid W)$ such that

$$\sum_{w, a_1, a_2} p_1(Y_1(a_1, a_2), Y_2(a_1, a_2) \mid w) \tilde{p}(a_1 \mid w) \tilde{p}(a_2 \mid w) p(w) \neq \sum_{w, a_1, a_2} p_2(Y_1(a_1, a_2), Y_2(a_1, a_2) \mid w) \tilde{p}(a_1 \mid w) \tilde{p}(a_2 \mid w) p(w).$$

Proof: Since $\tilde{p}_1(Y_1, Y_2)$ and $\tilde{p}_2(Y_1, Y_2)$ are weighted averages, to assure their inequality it suffices to pick $\tilde{p}(A_1 \mid W), \tilde{p}(A_2 \mid W)$ such that $\tilde{p}(a_1 \mid w) \tilde{p}(a_2 \mid w) p_1(w)$ and $\tilde{p}(a_1 \mid w) \tilde{p}(a_2 \mid w) p_2(w)$ are both sufficiently close to 1. \square

Theorem 4 Assume $p(\mathbf{Y}^*(\mathbf{a}_\alpha))$ is not identifiable, and let $\mathbf{Y}^* = \text{an}_{\mathcal{G}_{\mathbf{f}_{\mathbf{A}_\alpha}}}(\mathbf{Y}) \setminus \mathbf{A}_\alpha$. Then $p(\mathbf{Y}^*((\tilde{\mathbf{f}}_{\mathbf{A}})_{\alpha, \bar{\alpha}}))$ is not identifiable.

Proof: Order variables in \mathbf{Y}^* topologically as Y_1, \dots, Y_k with \bar{Y}_i being the set of variables in \mathbf{Y}^* earlier in the ordering than Y_i . Pick the earlier Y_i in the ordering such that $p(Y_i(\mathbf{a}_\alpha) \mid \bar{Y}_i(\mathbf{a}_\alpha))$ is not identified. Such a variable is guaranteed to exist, since $p(\mathbf{Y}^*(\mathbf{a}_\alpha))$ is not identifiable. If $\bar{Y}_i = \emptyset$, our conclusion is trivial since $p(Y_i(\mathbf{a}_\alpha)) = p(Y_i((\tilde{\mathbf{f}}_{\mathbf{A}})_{\alpha, \bar{\alpha}}))$ is not identifiable. Otherwise, by a simple extension of Lemma 2, $p(\{\bar{Y}_{i+1} \setminus \mathbf{W}_A\}((\tilde{\mathbf{f}}_{\mathbf{A}})_{\alpha, \bar{\alpha}}))$ is not identified, and thus, neither is $p(\mathbf{Y}^*((\tilde{\mathbf{f}}_{\mathbf{A}})_{\alpha, \bar{\alpha}}))$. \square