

Heavy neutrino-antineutrino oscillations at colliders

STEFAN ANTUSCH^{*†}, EROS CAZZATO^{*}, OLIVER FISCHER^{*‡}

^{*} Department of Physics, University of Basel,
Klingelbergstr. 82, CH-4056 Basel, Switzerland

[†] Max-Planck-Institut für Physik (Werner-Heisenberg-Institut),
Föhringer Ring 6, D-80805 München, Germany

[‡] Institute for Nuclear Physics, Karlsruhe Institute of Technology,
Hermann-von-Helmholtz-Platz 1, D-76344 Eggenstein-Leopoldshafen, Germany

Abstract

Heavy neutrino-antineutrino oscillations can naturally appear in mechanisms of low scale neutrino mass generation, where pairs of heavy neutrinos have almost degenerate masses. We discuss the case where the heavy neutrinos are sufficiently long-lived to decay displaced from the primary vertex, such that the oscillations of the heavy neutrinos into antineutrinos can potentially be observed at the (high-luminosity) LHC and at currently planned future collider experiments. The observation of these oscillations would have far-reaching consequences: it would, for instance, prove the existence of lepton number violation and the Majorana nature of neutrino masses, and it would allow a deep insight into the nature of the neutrino mass generation mechanism.

Introduction: Sterile neutrinos, which are singlets under the gauge group of the Standard Model (SM), are an attractive extension of the SM to explain the observed masses of the light neutrinos. We consider scenarios where the masses of the heavy neutrinos are around the electroweak (EW) scale. Various models with such a low scale seesaw mechanism exist in the literature (see e.g. [1–6]).

The models may be classified by how the approximate “lepton number”-like symmetry, which ensures the smallness of the light neutrinos’ masses, is broken: If the breaking happens in the sterile neutrino mass matrix, the models are called low scale “inverse seesaw” models [1,2], and when the breaking happens in the coupling matrix between the sterile neutrinos and the active SM neutrinos, i.e. in the Yukawa sector, then the models are called low scale “linear seesaw” models [3]. In both classes of models, due to the approximate “lepton number”-like symmetry, pairs of heavy neutrinos have almost degenerate masses, i.e. they form heavy pseudo-Dirac particles.

For collider studies it is often useful to focus on one of the pairs of heavy neutrinos and to consider

the limit of intact “lepton number”-like symmetry, as e.g. in the “SPSS” (Symmetry Protected Seesaw Scenario) benchmark model (cf. [7]). A recent study of the prospects for testing such low scale seesaw models at the LHC and at future colliders can be found e.g. in [8].

The small mass splittings between the heavy neutrinos typical for low scale seesaw models lead to oscillations between the heavy neutrinos and their antiparticles. The time-integrated effect of these oscillations, i.e. when the oscillations cannot be resolved experimentally, has been highlighted recently in [9]. In this letter, we discuss the case where the heavy neutrinos are sufficiently long-lived to decay displaced from the primary vertex. We show that the oscillations of the heavy long-lived neutrinos can potentially be observed at the high luminosity (HL) phase of the LHC and at currently planned future collider experiments. The observation of these oscillations would have far-reaching consequences, e.g. it would prove the existence of lepton number violation, that neutrinos are Majorana particles, and it would allow a deep insight into the nature of the neutrino mass generation mechanism.

Low scale seesaw mechanism: If the approximate “lepton number”-like symmetry mentioned above was exact, the full singlet mass matrix (after EW symmetry breaking) including the light and the heavy neutrinos is schematically given by

$$M_\nu = \begin{pmatrix} 0 & m_D & 0 \\ (m_D)^T & 0 & M \\ 0 & M & 0 \end{pmatrix}, \quad (1)$$

where for simplicity we consider one pair of sterile neutrinos, which in the exact symmetry limit have a Dirac-type mass M ,¹ and where $m_D = Y_\nu v_{EW}/\sqrt{2}$ with Y_ν being the neutrino Yukawa coupling matrix

¹More generally, M stands for a $n \times n$ Dirac-type mass matrix of n pairs of sterile neutrinos.

that couples the three active neutrinos to the sterile neutrino which carries the same ‘‘lepton number’’.

In order to generate the light neutrino masses, the structure in eq. (1) has to be perturbed. There are two characteristic ways to implement such perturbations, corresponding to two classes of models:

- **Linear Seesaw:** The perturbation is introduced in the 1-3 (and 3-1) block of the symmetric matrix M_ν in eq. (1):

$$M_\nu^{\text{lin}} = \begin{pmatrix} 0 & m_D & m'_D \\ (m_D)^T & 0 & M \\ (m'_D)^T & M & 0 \end{pmatrix}, \quad (2)$$

where m'_D has small entries compared to m_D . The symmetry breaking term m'_D generates masses for all three light neutrinos as well as a splitting ΔM^{lin} between the masses of the two heavy neutrinos.

It can be shown that this mass splitting is predicted in terms of the measured mass squared differences of the light neutrinos, which yields, in the case of normal mass ordering (NO) or inverse mass ordering (IO):

$$\Delta M^{\text{lin,NO}} = \frac{2\rho_{\text{NO}}}{1-\rho_{\text{NO}}} \sqrt{\Delta m_{21}^2} = 0.0416 \text{ eV} \quad (3)$$

$$\Delta M^{\text{lin,IO}} = \frac{2\rho_{\text{IO}}}{1+\rho_{\text{IO}}} \sqrt{\Delta m_{23}^2} = 0.000753 \text{ eV} \quad (4)$$

with $\rho_{\text{NO}} = \frac{\sqrt{r+1}-\sqrt{r}}{\sqrt{r+1}+\sqrt{r}}$ and $r = \frac{|\Delta m_{21}^2|}{|\Delta m_{32}^2|}$, and with $\rho_{\text{IO}} = \frac{\sqrt{r+1}-1}{\sqrt{r+1}+1}$ and $r = \frac{|\Delta m_{21}^2|}{|\Delta m_{13}^2|}$.

- **Inverse Seesaw:** The perturbation is introduced in the 3-3 block of the symmetric matrix M_ν in eq. (1):

$$M_\nu^{\text{inv}} = \begin{pmatrix} 0 & m_D & 0 \\ (m_D)^T & 0 & M \\ 0 & M & \mu \end{pmatrix}, \quad (5)$$

where $\mu \ll M$ violates lepton number and introduces a mass for *one* of the light neutrinos (which may for instance be the lightest or the heaviest of the light neutrinos) as well as a mass splitting between the two heavy neutrinos.

Since for the minimal case considered here, without loss of generality, one can choose m_D , M and μ real and positive, the mass m_{ν_i} of this light neutrino is (to leading order) related to the squared sum $|\theta|^2 := (m_D^\dagger m_D)/M^2$ of the active-sterile mixing angles by

$$m_{\nu_i} = \text{Tr} \left(\mu \frac{m_D m_D^T}{M^2} \right) = \mu \frac{m_D^\dagger m_D}{M^2} = \mu |\theta|^2, \quad (6)$$

The mass splitting ΔM^{inv} then satisfies

$$\Delta M^{\text{inv}} = \mu - m_{\nu_i} \approx \frac{m_{\nu_i}}{|\theta|^2}. \quad (7)$$

In the following we will use this relation with m_{ν_i} in the range $m_{\nu_i} = 0.1 \text{ eV} \dots 10^{-4} \text{ eV}$ to give example values for ΔM^{inv} as a function of $|\theta|^2$.²

Heavy neutrino-antineutrino oscillations:

When heavy neutrinos are produced from W decays together with charged leptons or antileptons, we refer to them as heavy antineutrinos \bar{N} or neutrinos N , respectively. When they decay via the charged current, they again produce either a lepton or an antilepton, $N \rightarrow \ell^- W^+$ or $\bar{N} \rightarrow \ell^+ W^-$.

In the symmetry limit without ‘‘lepton number’’ violation in the mass matrix of eq. (1), i.e. without light neutrino masses, this would imply that processes with the heavy neutrinos at colliders are lepton number conserving (LNC). For instance at proton-proton (pp) colliders, there would be only LNC processes $pp \rightarrow \ell_\alpha^\pm \ell_\beta^\mp jj$ but no lepton number violating (LNV) processes $pp \rightarrow \ell_\alpha^\pm \ell_\beta^\pm jj$. We will focus on these processes as an example in the following, since they can yield an unambiguous sign of LNV at pp colliders.

In the presence of LNV perturbations in the mass matrix of eq. (1) however, also LNV processes $pp \rightarrow \ell_\alpha^\pm \ell_\beta^\pm jj$ are possible. One can view these events as stemming from N (or \bar{N}) being produced together with a charged antilepton (or lepton) which then oscillates into a \bar{N} (or N), decaying into a lepton (or antilepton), finally producing a lepton-number violating final state.

When the heavy neutrinos have sufficiently small decay widths, they can have macroscopic lifetimes such that their decay occurs displaced from the primary vertex, which allows for powerful searches and opens up the possibility to observe the oscillation patterns in the decay spectra. We show in figure 1 for which parameters M and $|\theta|^2$ macroscopic lifetimes are possible.

Due to heavy neutrino-antineutrino oscillations, following [9, 10], the ratio between LNV and LNC events between times t_1 and t_2 after heavy neutrino production will be referred to as $R_{\ell\ell}(t_1, t_2)$ and is given as:

$$R_{\ell\ell}(t_1, t_2) = \frac{\int_{t_1}^{t_2} |g_-(t)|^2 dt}{\int_{t_1}^{t_2} |g_+(t)|^2 dt} = \frac{\#(\ell^+\ell^+) + \#(\ell^-\ell^-)}{\#(\ell^+\ell^-)}, \quad (8)$$

²We note that in addition a perturbation of M_ν of eq. (1) in the 2-2 block may be introduced which does not lead to a contribution to the light neutrinos’ masses (at tree-level) but can enhance or reduce the splitting ΔM^{inv} .

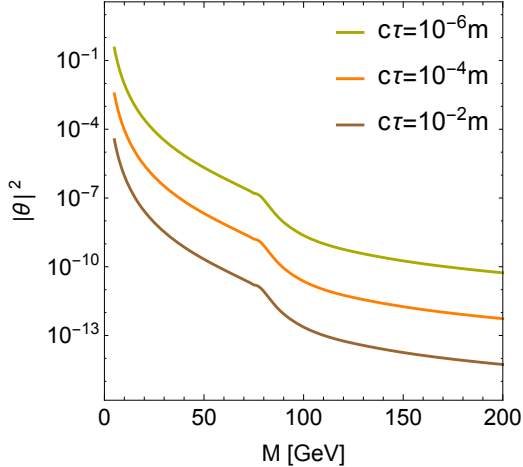


Figure 1: Contours of constant decay length of the heavy neutrinos $x = \tau c$ in the proper frame, where τ is the lifetime in the proper frame. The decay length in the laboratory frame is given by $x\sqrt{\gamma^2 - 1}$ with the Lorentz factor γ .

where $g_-(t) \simeq -ie^{-iMt}e^{-\frac{\Gamma}{2}t}\sin\left(\frac{\Delta M}{2}t\right)$, $g_+(t) \simeq e^{-iMt}e^{-\frac{\Gamma}{2}t}\cos\left(\frac{\Delta M}{2}t\right)$ and where Γ is the heavy neutrino decay width. $|g_-(t)|^2$ corresponds to the time-dependent probability that a heavy neutrino has oscillated into a heavy antineutrino and vice versa, and $|g_+(t)|^2$ denotes the probability that no oscillation has occurred.³

From the above formula, we can see that the oscillation period of the heavy neutrinos is given by $t_{\text{osc}} = \frac{4\pi}{\Delta M}$, which yields the following oscillation lengths for the linear and inverse seesaw scenarios in the laboratory system:

$$\lambda_{\text{osc}}^{\text{lin,NO}} = 5.96 \cdot 10^{-5} \sqrt{\gamma^2 - 1} \text{ m}, \quad (9)$$

$$\lambda_{\text{osc}}^{\text{lin,IO}} = 3.29 \cdot 10^{-3} \sqrt{\gamma^2 - 1} \text{ m}, \quad (10)$$

$$\lambda_{\text{osc}}^{\text{inv}} \approx 2.48 \cdot 10^{-6} \left(\frac{|\theta|^2}{10^{-4}}\right) \left(\frac{10^{-4} \text{ eV}}{m_{\nu_i}}\right) \sqrt{\gamma^2 - 1} \text{ m}. \quad (11)$$

Especially when the Lorentz factor is large, the oscillation length in the laboratory system can be large enough to be resolved in an experiment. The case of linear seesaw with IO looks particularly promising in this context. For observability it is also important that the decay of the heavy neutrinos is sufficiently displaced from the primary vertex (cf. figure 1).

³We note that here we neglect CP violating effects, which can be introduced by perturbations of the mass matrix of eq. (1) and could leave imprints in the distribution of the $\ell_\alpha^\pm \ell_\beta^\pm jj$ and $\ell_\alpha^+ \ell_\beta^- jj$ final states.

Potentially observable oscillations: As an example, we now consider the LHCb experiment and heavy neutrinos with $M = 10 \text{ GeV}$, $|\theta|^2 = 10^{-6}$, Lorentz factor of $\gamma = 50$ (which is typical for these parameters as discussed in [11]). These parameter values are consistent with the present bounds and within reach of, e.g., the HL phase of the LHC [11]. During the HL phase about 70 events could be detected with displacements between 2 cm and 50 cm from the primary vertex at LHCb.

For the case of light neutrino masses from a low scale linear seesaw mechanism with IO, the results for the fractions of LNV and LNC events, as function of the distance x from the primary vertex, are shown in figure 2. Our results illustrate that there are promising conditions to measure the signature of heavy neutrino oscillations at LHCb. To confirm this, a proper analysis at the reconstructed level is necessary and left for a future study. In this context we note that in addition to the oscillation pattern in figure 2, which assumed a fixed Lorentz factor, the distribution of the Lorentz factor has to be taken into account. Results for the distribution can be found in [11]. In such an analysis, it will be important to measure γ for each event and to consider the oscillation pattern as function of time in the proper frame of the heavy neutrinos, where the effect of the γ distribution is corrected for.

We note that for the case of NO of the light neutrino masses the oscillation length is shorter, i.e. 3 mm. This is in principle still resolvable with the LHCb tracking resolution, however we expect the experimental uncertainties to make this more difficult than for the IO case.

For the inverse seesaw case and for the used example parameter point, the oscillations would not be visible since the oscillation length is estimated to be much below the tracking resolution of $\mathcal{O}(10^{-5}) \text{ m}$.

Regarding pp colliders, of course also the FCC-hh [12] would be very promising for testing these signatures with possible much higher γ factors and higher luminosity. Other colliders where signatures of heavy neutrino-antineutrino oscillations could be studied are the electron-proton colliders, e.g. the LHeC [13] or the FCC-eh [14], since they also provide unambiguous signal processes for LNV (see e.g. [8]).

Relevance of LNV for collider searches: Due to the approximate ‘‘lepton number’’-like symmetry it is generally expected that the LNV effects are strongly suppressed. We now quantify under which conditions this statement holds when heavy neutrino-antineutrino oscillations are taken into account, even

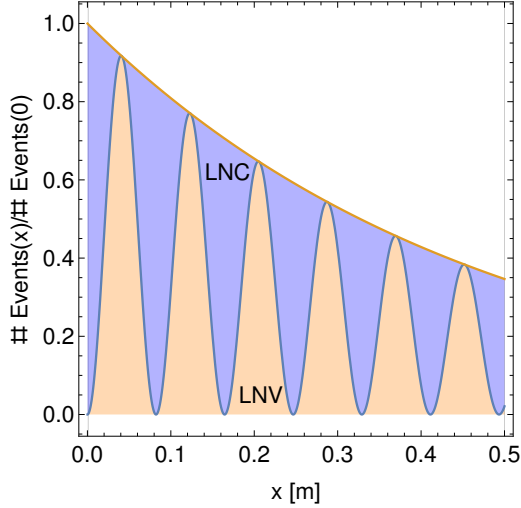


Figure 2: Signature of heavy neutrino-antineutrino oscillations at LHCb with $M = 10$ GeV, $|\theta|^2 = 10^{-6}$, $\gamma = 50$ and linear seesaw with IO for the light neutrino masses. The orange envelope curve shows the total number of events at distance x from the primary vertex, for the process $pp \rightarrow \ell\ell jj$, normalised to the number of events at $x = 0$. The orange and blue areas denote the fractions of LNV and LNC events, respectively. The shown range for the x-axis, up to 0.5 m, corresponds to the size of LHCb’s VERTex LOcator (VELO).

when the oscillations cannot be resolved experimentally, using the estimates for the mass splittings from Eqs. (3), (4) and Eq. (7). For this purpose, we consider the ratio $R_{\ell\ell} := R_{\ell\ell}(0, \infty)$ (cf. [9]) which can be expressed as

$$R_{\ell\ell} = \frac{\Delta M^2}{2\Gamma^2 + \Delta M^2}. \quad (12)$$

We calculate the heavy neutrino decay rate Γ in our benchmark model using WHIZARD [15,16]. We show, as examples, the range $0.1 \leq R_{\ell\ell} \leq 0.9$ for the low scale linear and inverse seesaw scenarios in figure 3. From the figure it can be seen for which parameters M and $|\theta|^2$ sizeable LNV due to heavy neutrino-antineutrino oscillations can occur.

Conclusions: We have discussed the possibility to observe heavy neutrino-antineutrino oscillations at collider experiments, considering low scale seesaw models with a protective “lepton number”-like symmetry. We showed that the linear and inverse low scale seesaw scenarios naturally feature almost degenerate heavy neutrino masses which can give rise to oscillation lengths in the centimeter range. Especially for the linear seesaw case, the oscillation time (in the proper frame) is fixed by the measured light neutrinos’ squared mass differences and is thus a prediction that is different for the two orderings.

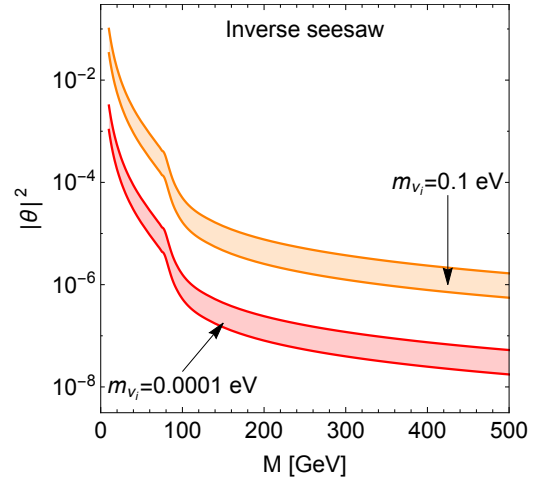
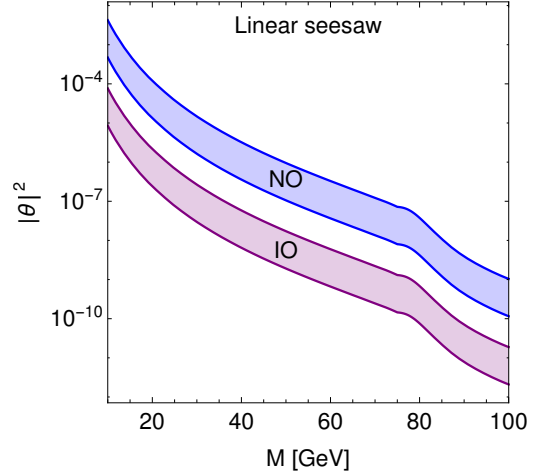


Figure 3: $R_{\ell\ell}$ countours for the low scale linear and inverse seesaw scenarios. For each of the shown bands, the upper contour corresponds to $R_{\ell\ell} = 0.1$ and the lower contour corresponds to $R_{\ell\ell} = 0.9$. In the upper plot we show the case of the linear seesaw with bands for NO and IO, and the lower plot shows the inverse seesaw case with the estimates for $m_{\nu_i} = 0.1$ eV and $m_{\nu_i} = 10^{-4}$ eV. Within the bands and below, sizeable LNV due to heavy neutrino-antineutrino oscillations can occur.

We focused on signatures of the heavy neutrino-antineutrino oscillations via the processes $pp \rightarrow \ell\ell jj$, which result in an oscillating pattern between LNV and LNC dilepton events, i.e. an oscillatory distribution of same-sign and opposite-sign dilepton events. We have shown that for the linear seesaw case, the predicted oscillation length can lead to observable oscillation signatures at the LHCb. We note that also various other processes can be used to probe heavy neutrino-antineutrino oscillations. Examples are the trilepton final state at the LHC [17,18] and basically all final states that feature an unambiguous signal for LNV (for a summary see [8]).

When the heavy neutrino-antineutrino oscillations are fast, such that they are not resolvable experimentally, they can nevertheless give rise to LNV events at colliders. For heavy neutrino masses below the W boson mass, where the HL-LHC and all planned future collider experiments are expected to have best sensitivity (cf. [8]), parameter regions where LNV signals are relevant can be reached. For masses above the W boson mass, only for the inverse seesaw estimate we expect that LNV is potentially observable at the currently planned future colliders, while for the linear seesaw it is safe to assume LNC.

In conclusion, the observation of resolved heavy neutrino-antineutrino oscillations would allow a deep insight into the nature of the neutrino mass generation mechanism: The determination of the oscillation length allows to infer the small heavy neutrinos' mass splitting, which can allow to distinguish the linear and inverse low scale seesaw scenarios. Furthermore, it provides a unique way to identify normal or inverse mass ordering of the light neutrinos due to its predicted oscillation time in the linear low scale seesaw scenario.

Acknowledgements: This work has been supported by the Swiss National Science Foundation. O.F. acknowledges support from the “Fund for promoting young academic talent” from the University of Basel under the internal reference number DPA2354.

References

- [1] D. Wyler and L. Wolfenstein, Nucl. Phys. B **218**, 205 (1983).
- [2] R. N. Mohapatra and J. W. F. Valle, Phys. Rev. D **34**, 1642 (1986).
- [3] M. Malinsky, J. C. Romao and J. W. F. Valle, Phys. Rev. Lett. **95**, 161801 (2005) [hep-ph/0506296].
- [4] M. Shaposhnikov, Nucl. Phys. B **763**, 49 (2007) [hep-ph/0605047].
- [5] J. Kersten and A. Y. Smirnov, Phys. Rev. D **76**, 073005 (2007) [arXiv:0705.3221 [hep-ph]].
- [6] M. B. Gavela, T. Hambye, D. Hernandez and P. Hernandez, JHEP **0909**, 038 (2009) [arXiv:0906.1461 [hep-ph]].
- [7] S. Antusch and O. Fischer, JHEP **1505** (2015) 053 [arXiv:1502.05915 [hep-ph]].
- [8] S. Antusch, E. Cazzato and O. Fischer, Int. J. Mod. Phys. A **32** (2017) no.14, 1750078 [arXiv:1612.02728 [hep-ph]].
- [9] G. Anamiati, M. Hirsch and E. Nardi, JHEP **1610** (2016) 010 [arXiv:1607.05641 [hep-ph]].
- [10] Y. Nir, Conf. Proc. C9207131, 81 (1992).
- [11] S. Antusch, E. Cazzato and O. Fischer, arXiv:1706.05990 [hep-ph].
- [12] T. Golling *et al.*, [arXiv:1606.00947 [hep-ph]].
- [13] J. L. Abelleira Fernandez *et al.* [LHeC Study Group Collaboration], J. Phys. G **39** (2012) 075001 [arXiv:1206.2913 [physics.acc-ph]].
- [14] O. Bruening and M. Klein, Mod. Phys. Lett. A **28** (2013) no.16, 1330011 [arXiv:1305.2090 [physics.acc-ph]].
- [15] W. Kilian, T. Ohl and J. Reuter, Eur. Phys. J. C **71** (2011) 1742 [arXiv:0708.4233 [hep-ph]].
- [16] M. Moretti, T. Ohl and J. Reuter, hep-ph/0102195.
- [17] C. O. Dib, C. S. Kim, K. Wang and J. Zhang, Phys. Rev. D **94** (2016) no.1, 013005 [arXiv:1605.01123 [hep-ph]].
- [18] C. O. Dib, C. S. Kim and K. Wang, arXiv:1703.01936 [hep-ph].