

Proceedings of the Fifth Annual LHCP
CMS CR-2017/208
February 3, 2022

Identification and energy calibration of hadronic τ lepton decays at the LHC

MARTIN FLECHL

*On behalf of the ATLAS and CMS Collaborations,
Institute of High Energy Physics,
Austrian Academy of Sciences, 1050 Vienna, Austria*

ABSTRACT

The identification of hadronic τ lepton decays is an important requirement for the LHC physics program, both in terms of standard model measurements and the search for beyond-the-standard-model physics. The ATLAS and CMS algorithms for identification and energy calibration of hadronic τ lepton decays are conceptually different. They are described together with measurements of relevant performance figures.

PRESENTED AT

The Fifth Annual Conference
on Large Hadron Collider Physics
Shanghai Jiao Tong University, Shanghai, China
May 15-20, 2017

arXiv:1709.01351v1 [hep-ex] 5 Sep 2017

1 Introduction

A robust and well-performing identification of hadronic τ lepton decays (τ_{had}) is an essential ingredient to many searches and measurements at ATLAS [1] and CMS [2]. Most prominently, Higgs boson decays to τ leptons provide the highest direct sensitivity for Yukawa couplings in the standard model (SM). Reconstructing these decays allows to measure the coupling strength of Higgs bosons to τ leptons as well as its tensor structure (CP properties) and off-diagonal Yukawa coupling matrix elements (e.g. in lepton-flavor-violating $H \rightarrow \tau\mu$ decays). Decays to τ leptons are the most sensitive probe for additional Higgs bosons of the minimal supersymmetric extension of the SM in most of the parameter space, and τ leptons also allow to explore extended gauge groups via decays of additional heavy gauge bosons as well as leptoquark decays. In order to optimize the sensitivity of these analyses, the two most important properties of hadronic τ lepton decay reconstruction are a high efficiency of reconstructing these decays (while keeping misidentification at an acceptable level) and an energy calibration close to the true scale with decent momentum resolution. Dedicated algorithms of the ATLAS and CMS experiments and their performance are explored in the following.

2 Tau decay properties

The mean life time of a τ lepton is $2.9 \cdot 10^{-13}$ s which means that e.g. with an energy of 50 GeV, it travels on average 3 mm before decaying. Most of the time, it decays before reaching the innermost sensitive detector layer and only its decay products are observed. The τ lepton mass is 1.777 GeV. It decays to hadrons plus a neutrino in 65% of all cases. Among the hadronic decays, 18% are to one charged hadron, 57% to one charged hadron and additional neutral hadrons, and 23% to three charged hadrons and any number of neutral hadrons.

3 Tau Identification

The detector signature of a hadronic τ lepton decay are one or three tracks and energy depositions in the electromagnetic and (to a lesser extent) hadronic calorimeters. Due to their large cross section, the main background for τ identification in hadron colliders are hadronic jets, initiated by quarks and gluons. Electrons are also frequently misidentified as τ_{had} .

Hadronic τ lepton decays have a lower track multiplicity than hadronic jets, and they are more collimated. Compared to hadronic jets, τ_{had} have a larger electromagnetic component since their π^0 content is on average higher. This is particularly important for 1-prong τ decays where the branching ratio to π^0 states is large. Furthermore, unlike gluons and light quarks, τ leptons do not decay directly at the interaction point and thus an impact parameter incompatible with zero within resolution and, in case of three-prong decays, a secondary vertex can be reconstructed.

3.1 ATLAS TauID

The ATLAS tau algorithm [3] consists of two steps. First, τ_{had} candidates are reconstructed. Then, during the TauID step, τ_{had} are discriminated from background objects. The τ reconstruction uses jets with $p_{\text{T}} > 10$ GeV and $|\eta| < 2.5$ as input. These jets are formed using the anti- k_t algorithm, with a distance parameter value of 0.4 applied to clusters of calorimeter cells, and calibrated using a local hadronic calibration. The candidate momentum is built using only clusters of calorimeter cells within $\Delta R = 0.2$ of the jet seed direction. Tracks are associated to the candidate if they are within $\Delta R = 0.2$ of the candidate direction, have $p_{\text{T}} > 1$ GeV and fulfill certain track quality requirements. The efficiency to reconstruct τ_{had} with the correct number of tracks is roughly 70% for $p_{\text{T}}^{\tau} < 200$ GeV, see Figure 1, and provides very little rejection against hadronic jets and light leptons.

The TauID is based on the machine-learning algorithm boosted decision tree (BDT), using input variables calculated directly from reconstructed tracks and calorimeter depositions. BDTs are trained separately for one-track and three-track candidates. In total 12 input variables are used. They are related to how collimated the tracks or calorimeter energy depositions are, the impact parameter or secondary vertex associated to

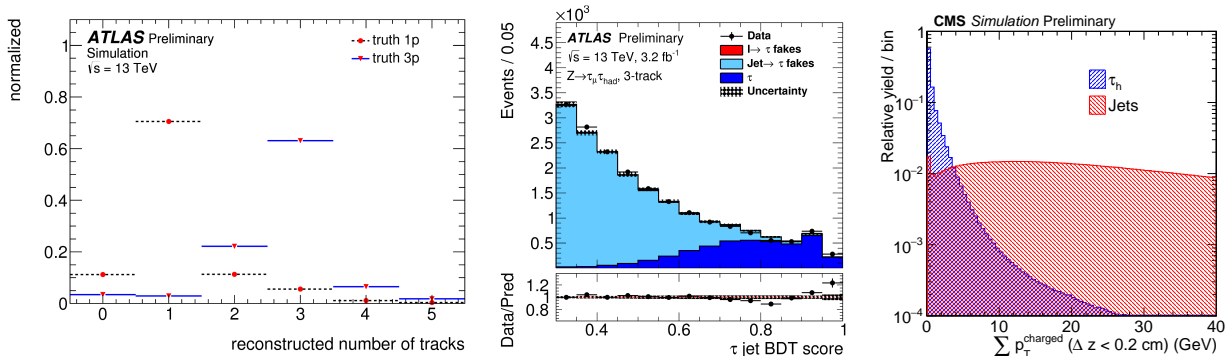


Figure 1: Reconstructed number of tracks depending on the true number of charged hadrons for ATLAS [3] (left). ATLAS BDT score distribution for 3-track τ_{had} after requiring a selection to enhance $Z \rightarrow \tau\tau \rightarrow \mu\tau_{\text{had}} + 3\nu$ [4] (center). CMS charged isolation sum [5] (right).

the τ lepton decay, the invariant mass of a subset of the τ lepton decay products, the fraction of energy deposited in the ECAL, and the balance of track momentum and calorimeter energy measurements. The input variables are corrected for the average effect of concurrent proton-proton interactions (pile-up). A resulting BDT score distribution is shown in Figure 1.

3.2 CMS TauID

The CMS TauID [5] is conceptually different from the ATLAS version as it does not start with relatively low-level detector information (tracks, calorimeter depositions) but rather with objects reconstructed by a particle flow (PF) algorithm, namely electrons, muons, photons, and charged and neutral hadrons. Unlike for ATLAS TauID, individual hadronic decay modes are reconstructed by combining PF objects.

The reconstruction step is seeded by jets reconstructed by the anti- k_t algorithm with a distance parameter of 0.4 with $p_T > 14$ GeV and $|\eta| < 2.5$. Then, combinations of charged and neutral PF objects within the jet compatible with τ_{had} decays are identified. The high probability of photons from $\pi^0 \rightarrow \gamma\gamma$ decays to convert to e^+e^- pairs is taken into account by clustering photon and electron constituents. Since 2015, a dynamic strip size depending on the p_T of the candidates is used. Strips with a p_T sum of electrons and photons above 2.5 GeV are considered as π^0 candidates.

All combinations of the six charged particles and six π^0 candidates leading in p_T are considered if the sum has unity electric charge and all constituents are within a cone of $\Delta R = 3 \text{ GeV}/p_T$ of the candidate direction, with a minimum of 0.05 and a maximum of 0.1. Each combination has to be compatible within a mass window with a resonance responsible for the particular decay mode. All major decay modes are considered, except for 3-track decays with additional neutral hadrons.

The main handle to reduce the large background from hadronic jets are isolation requirements. Two algorithms are employed: A cut-based isolation; and MVA isolation which uses other variables in addition to isolation quantities. The isolation sum, illustrated in Fig 1, is defined as

$$\sum p_T^{\text{charged}}(d_Z < 0.2 \text{ cm}, \Delta R < 0.5) + \max \left\{ 0, \sum p_T^{\gamma}(\Delta R < 0.3) - \Delta\beta \sum p_T^{\text{charged}}(d_Z > 0.2 \text{ cm}, \Delta R < 0.8) \right\}, \quad (1)$$

where d_Z is the longitudinal distance to the τ_{had} production vertex, and $\Delta\beta$ is 0.2. Particles used in the τ_{had} reconstruction are not considered. The last term is an estimator of the pile-up contribution to the neutral isolation component, based on its charged component.

The MVA isolation uses a BDT with the following input variables: separately, the isolation terms defined in equation (1); the reconstructed τ decay mode; the signed impact parameter of its highest- p_T track as well as the ratio to its uncertainty; and variables related to shape and multiplicity of the photon and electron content in signal and isolation cones. For three-track candidates, in addition information related to the distance between primary and τ_{had} decay vertex is used. The BDT is trained on simulated samples. The expected performance of the isolation discriminators is shown in Fig. 2.

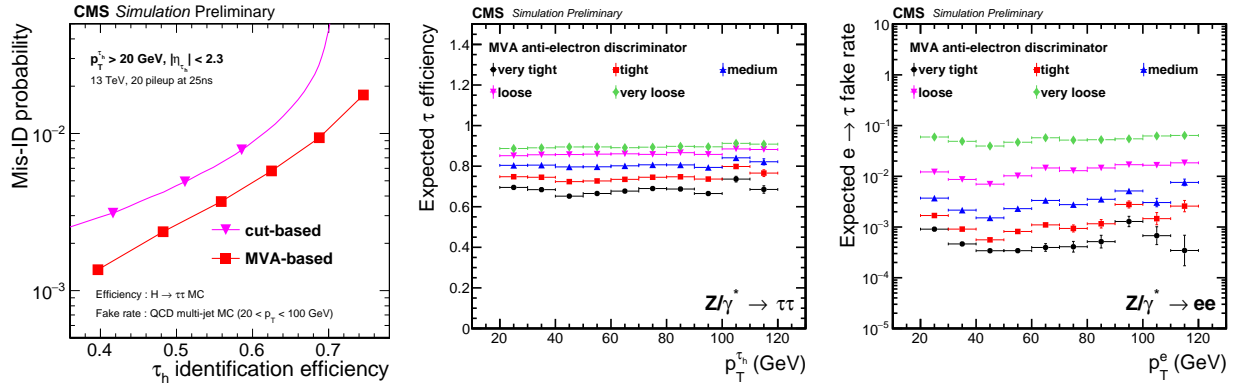


Figure 2: Expected performance of CMS isolation discriminators (left). CMS Electron suppression: τ_{had} efficiency (center) and electron misidentification rate (right) [5].

3.3 Light-lepton suppression

Electrons have characteristics similar to 1-prong τ decays: one charged track, and significant energy deposition in the calorimeter. In ATLAS, this background is suppressed by inverting the regular electron identification. CMS uses a BDT-based discriminator. Typical working points are about 80% efficient for electron misidentification rate of $10^{-2} - 10^{-3}$, see Figure 2. Muon misidentification is less frequent and typical discriminators have an efficiency of 95% – 100%. CMS optionally vetoes τ_{had} candidates if matching segments exist in the muon detector, and ATLAS if they geometrically overlap with identified muons.

4 Tau energy calibration

4.1 ATLAS calibration

The τ_{had} candidates use jets employing a local hadronic calibration as input. This primarily corrects for the non-compensating nature of the calorimeter and for energy depositions outside the reconstructed clusters and in non-instrumented regions of the detector. However, it is not optimized for the cone size used to measure the τ_{had} momentum ($R = 0.2$) and the specific mix of hadrons in τ lepton decays, nor does it correct for effects of the underlying event and pile-up. For this reason, a correction function [3] (see Figure 3) is derived using simulated samples in which the offset between reconstructed and true energy is removed (on average) in bins of E , η and number of tracks. Additionally, pile-up corrections are applied.

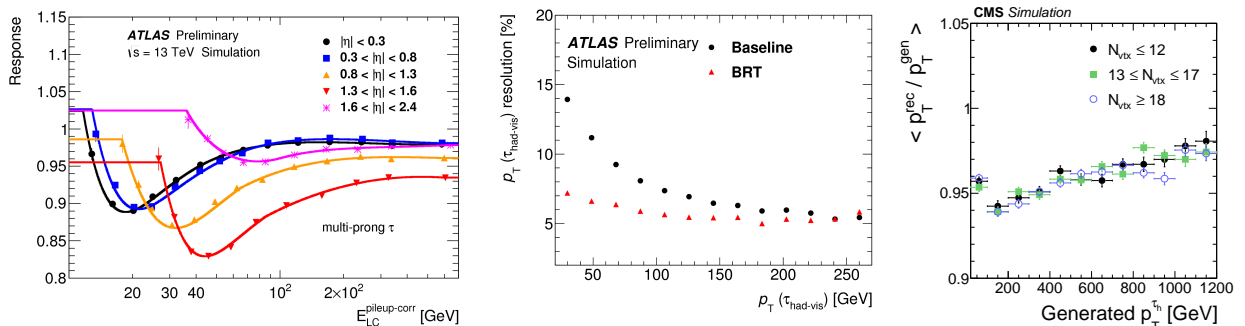


Figure 3: ATLAS correction function used to calibrate the τ_{had} momentum for 3-prong decays [3] (left). ATLAS τ_{had} momentum resolution [4] (center), comparing the calorimeter-based approach to a boosted regression tree (BRT) using in addition hadronic τ decay products as input. CMS τ_{had} response [7] (right).

Recently, an alternative energy calibration algorithm has been implemented, based on reconstructing the

hadronic τ decay products [6]. This significantly improves the expected τ energy resolution at low p_T , e.g. from 14% to 7% at $p_T = 30$ GeV. For $p_T > 200$ GeV, both methods yield a comparable resolution of about 5%, see Figure 3.

4.2 CMS calibration

As τ_{had} are formed combining (calibrated) PF objects, no additional calibration procedure is required. The response is close to unity, see Figure 3. A correction for small residual differences between data and simulation is derived by fitting $m_{\tau_{\text{had}}}$ and m_{vis} , the combined mass of the τ_{had} and the muon candidate, separately for different decay modes [5]. Templates with altered energy scales are applied following a $Z \rightarrow \tau\tau \rightarrow \mu\tau_{\text{had}} + 3\nu$ selection to extract a best-fit value, see Figure 4. The derived corrections are below 1%.

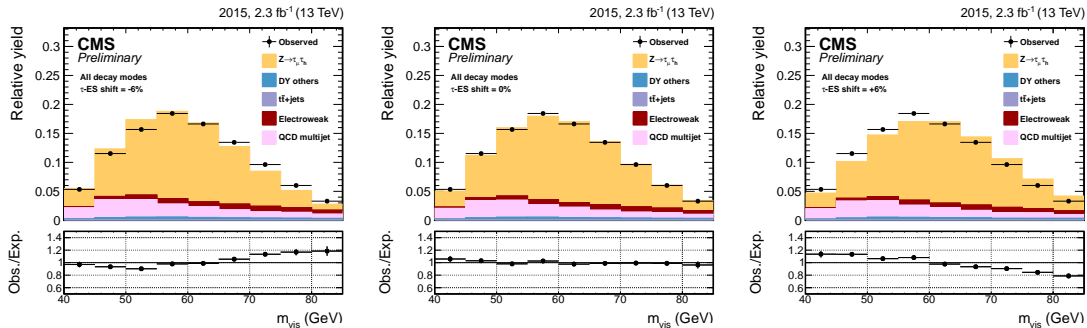


Figure 4: CMS templates using simulation with -6% , 0% and $+6\%$ shift in tau energy scale compared to collision data after a $Z \rightarrow \tau\tau \rightarrow \mu\tau_{\text{had}} + 3\nu$ -enhancing selection [5].

5 Tau performance measurements

The standard candle for τ_{had} measurements are $Z \rightarrow \tau\tau \rightarrow \mu\tau_{\text{had}} + 3\nu$ events, using a tag-and-probe technique with a tag muon. The identification efficiency is measured with a combined fit e.g. to the number of charged hadrons (tracks) distribution before and after requiring identification criteria, see Figure 5. Both for ATLAS and CMS, the measured efficiencies agree with the expectation within uncertainties. Complementary studies are done in regions enhancing $W \rightarrow \tau\nu$ or $t\bar{t}$ events and by considering ratios of $Z \rightarrow \mu\mu$ and $Z \rightarrow \tau\tau$ events.

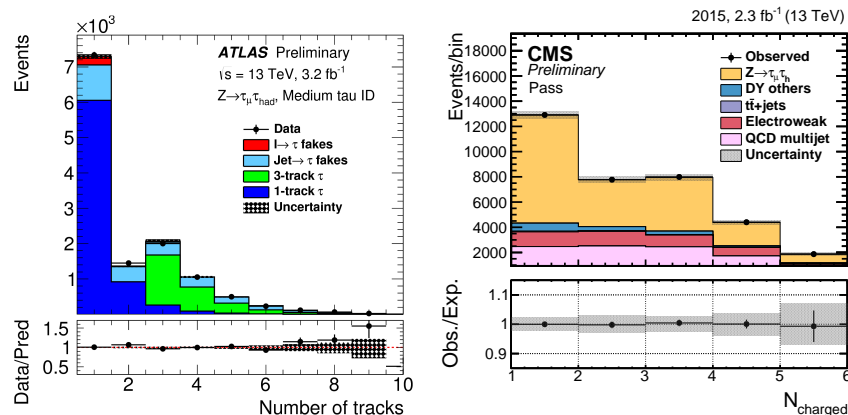


Figure 5: Number of tracks after passing τ identification criteria, ATLAS [4] (left) and CMS [5] (right).

The τ energy scale and resolution are most commonly tested by reconstructing either $m_{\tau_{\text{had}}}$ or m_{vis}

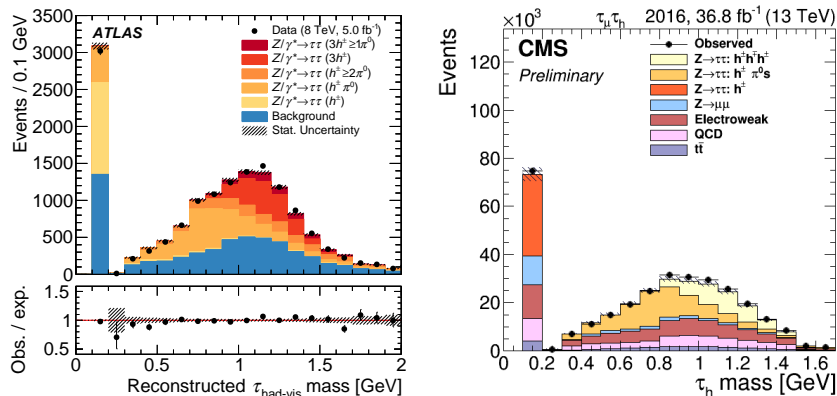


Figure 6: τ_{had} mass after passing τ identification criteria, ATLAS [6] (left) and CMS [8] (right).

following a selection to enhance $Z \rightarrow \tau\tau \rightarrow \mu\tau_{\text{had}} + 3\nu$ events. The τ_{had} mass is shown in Figure 6 for 2012 data (ATLAS) and 2016 data (CMS). Both resolution and scale uncertainty are comparable for the two experiments. The resolution is roughly 10%, depending strongly on e.g. p_{T} and η . The scale uncertainty is about 1% – 3%, depending on decay mode, when accounting for differences of data and modeling. ATLAS also measures the absolute scale uncertainty to be between 2% – 6%, depending on p_{T} , η and decay mode.

6 Conclusions

The identification of hadronic τ lepton decays is an integral part of the LHC program. ATLAS and CMS use different approaches but their methods have recently started converging (particle flow usage at ATLAS, and increased MVA usage at CMS). Overall, in spite of a hostile high-pile-up environment they both deliver excellent performance well beyond the expectations before the LHC start.

References

- [1] ATLAS Collaboration, The ATLAS Experiment at the CERN Large Hadron Collider, JINST **3** (2008) S08003
- [2] CMS Collaboration, The CMS experiment at the CERN LHC, JINST **3** (2008) S08004
- [3] ATLAS Collaboration, Reconstruction, Energy Calibration, and Identification of Hadronically Decaying Tau Leptons in the ATLAS Experiment for Run-2 of the LHC, ATL-PHYS-PUB-2015-045 [<http://cds.cern.ch/record/2064383>].
- [4] ATLAS Collaboration, Measurement of the tau lepton reconstruction and identification performance in the ATLAS experiment using pp collisions at $\sqrt{s} = 13$ TeV, ATLAS-CONF-2017-029 [<http://cds.cern.ch/record/2261772>].
- [5] CMS Collaboration, Performance of reconstruction and identification of tau leptons in their decays to hadrons and tau neutrino in LHC Run-2, CMS-PAS-TAU-16-002 [<http://cds.cern.ch/record/2196972>].
- [6] ATLAS Collaboration, Reconstruction of hadronic decay products of tau leptons with the ATLAS experiment, Eur. Phys. J. C **76** (2016) 295 [arXiv:1512.05955].
- [7] CMS Collaboration, Reconstruction and identification of τ lepton decays to hadrons and ν_{τ} at CMS, JINST **11** (2016) P01019 [arXiv:1510.07488].
- [8] CMS Collaboration, Tau-Id performance with full 2016 dataset using $Z \rightarrow \tau_{\mu}\tau_{\text{h}}$ events, CMS-DP-2017-002 [<http://cds.cern.ch/record/2243476>].