

Analysing Soccer Games with Clustering and Conceptors

Olivia Michael¹ Oliver Obst¹
Falk Schmidsberger² Frieder Stolzenburg²

(1) Centre for Research in Mathematics, Western Sydney University,
Locked Bag 1797, Penrith NSW 2751, Australia
Email: 17974761@student.westernsydney.edu.au, o.obst@westernsydney.edu.au

(2) Department of Automation and Computer Sciences, Harz University of Applied
Sciences, Friedrichstr. 57-59, 38855 Wernigerode, Germany
Email: {fsmidsberger, fstolzenburg} at hs-harz.de

Abstract

We present a new approach for identifying situations and behaviours, which we call *moves*, from soccer games in the 2D simulation league. Being able to identify key situations and behaviours are useful capabilities for analysing soccer matches, anticipating opponent behaviours to aid selection of appropriate tactics, and also as a prerequisite for automatic learning of behaviours and policies. To support a wide set of strategies, our goal is to identify situations from data, in an unsupervised way without making use of pre-defined soccer specific concepts such as “pass” or “dribble”. The recurrent neural networks we use in our approach act as a high-dimensional projection of the recent history of a situation on the field. Similar situations, i.e., with similar histories, are found by clustering of network states. The same networks are also used to learn so-called conceptors, that are lower-dimensional manifolds that describe trajectories through a high-dimensional state space that enable situation-specific predictions from the same neural network. With the proposed approach, we can segment games into sequences of situations that are learnt in an unsupervised way, and learn conceptors that are useful for the prediction of the near future of the respective situation.

1 Introduction

Some of the recent achievements of AI systems [6, 9, 20, 28] have in common that they use some form of machine learning as a key component, and that their performance can be immediately compared against the performance of a human player. Teams in the soccer simulation leagues play against each other, a comparison against humans is not a part of the competition.¹ As such, it is impossible to say how well simulation league teams play in terms of potential human performance. It is, however, possible to observe continuing progress in performance of champion teams [11, 13]. In this paper, we propose a new method for automatically analysing soccer matches, a step we see as a prerequisite to learning behaviours and strategy for a team.

1.1 Motivation

A capability to model and describe possible situations and interactions in a game of autonomous robots has benefits for training or programming the team. With a meaningful vocabulary of situations, appropriate actions and strategies can be implemented, and together with a deeper analysis of past soccer matches, likely future situations can be better predicted.

In the context of RoboCup soccer, several efforts have been made to support the description of situations, interactions between players, or sequences of actions and situations. In [21, 22], for example, UML statecharts are used to describe plans of individual agents and the team, with the goal to manually specify team behaviour. An information-theoretic approach for the analysis of interactions has been developed in [8]; this approach is able to identify dynamic relationships between players of a team and its opponents. In contrast to the UML statecharts approach, the information-theoretic analysis of interactions is model-free, and does not rely on predefined, soccer-specific concepts (e.g., pass or dribble). One possible output of this approach are interaction diagrams that can be used to analyse strengths of specific players in a given match. The approach for performance analysis in soccer in [1] also requires definition of events and situations, in this case based on a predefined ontology and rules that only use positions of objects to detect events in a game. A qualitative representation of time series in [19] has been

¹To our knowledge, experimental games in the earlier years of RoboCup against a team of humans using joysticks to control players were easily won by computer programs. It should be noted, however, that the soccer simulation was not designed to be played by humans, and how human players interface with the simulation will obviously affect performance to a large degree.

introduced with the idea to use this representation for rule-based prediction of sequences.

To be able to analyse, communicate, and learn team behaviour, it would be beneficial to use an approach that also does not rely on predefined soccer knowledge, but for example is able to learn how to describe situations or plans from recorded logfiles of games. This way, the analysis will rely on behaviours frequently occurring in past games instead of behaviours that may be familiar to the developer from, e.g., human soccer matches, or similar prior knowledge that is required when using manually specified plans.

An obvious application of identifying frequent behaviours in games is the analysis of logfiles, to be used for programming to improve team performance, or for automated commentator systems. A challenge for the goal of identifying behaviours is to solve the apparently simple questions what constitutes a behaviour and what “situation” means in a soccer match. Even though the simulation naturally segments a game into steps of 100 ms, such a fine grained segmentation does not appear to be practical to compare longer sequences of actions, or “moves”.

Being able to predict likely moves from a given situation is a useful first step towards learning behaviours for soccer players. While a few successful teams employed machine learning techniques, most notably reinforcement learning in e.g., [12, 14, 15, 26], or planning with MDPs in [5], use of machine learning has been limited to components like individual skills or behaviours.

Learning most of the teams behaviour is quite challenging due to the large number of possible actions each player can choose from. The large number of possible moves is also a challenge for computer programs created to play the game of Go, and the recent success in this field [28], for example, is based on so-called “policy networks”. A successful prediction of expert moves from a given situation on the Go board has been a first step in this success story. To take this first step in robotic soccer, the goal of our project is to eventually be able to identify both “actions” and “situations”, with the application to learn probability distributions of the form $p(\text{action}|\text{situation})$.

1.2 Notions

Let us now clarify some terminology, e.g., what we mean by a situation or move. When we analyse time-series data by machine learning techniques, we shall distinguish the raw observed data from its reflection in a world model. In our case, on the one hand, we have the soccer simulation data given by logfiles representing more or less real-world data. On the other hand, we have a world model which will be loaded into an artificial recurrent neural

network, explained later in some detail.

A soccer simulation game in the RoboCup 2D simulation league lasts 10 mins in total, divided into 6000 cycles where the length of each cycle is 100 ms. The central SoccerServer [7] controls every virtual game with built-in physics rules. Logfiles comprise information about the game, in particular about the current positions of all players and the ball including their velocity and orientation for each cycle, which we call *world state* in the following, corresponding to an actual situation.

The challenge in the simulation league is to derive for all possible world states, possibly including their state history, the best possible action to perform for each player, understood as intelligent agent in this context [27, Sect. 2]. An *action* in our case might be kick, dash (used to accelerate the player in direction of its body), turn (change the players body direction), and others more. Each action is executed in the actual cycle, but its effect may hold on for a longer period of time.

For modelling the time-series induced by the logfile, we use recurrent neural networks of a very simple form, namely echo state networks [17]. They consist of a number of input neurons, containing the world state information of a given cycle. The input neurons are connected with a reservoir usually consisting of hundreds of neurons in a hidden layer. All neurons in the reservoir are connected randomly among each other, at least initially. At each time point, an output signal is read out by further connections from the reservoir to one or more output neurons. By this procedure, each world state is reflected by a *reservoir state* corresponding to the same cycle time.

A fundamental condition for recurrent neural networks to be useful in learning tasks is the so-called echo state property: Any random initial state of a reservoir is forgotten, such that after a washout period the current network state simply is a function of the driver [18]. We can use the series of reservoir states for predicting future development of the game. Thus we implicitly compute a probability distribution for the next world state or action. In order to reach this goal, we partition the game into different moves by clustering methods [2, Sect. 6 and 7]. A *move* in this context means a pattern of similar states. It is derived from a sequence of consecutive reservoir states which might occur several times during the whole game but it means the respective series of world states.

The idea is that each move corresponds to a certain behaviour such as e.g. kicking a goal. When a recurrent neural network is actively generating or is passively being driven by different dynamical patterns, its reservoir states are located in different regions of the multi-dimensional neural state space, characteristic for that pattern. A move thus corresponds to a specific

concept which can be captured by a *conceptor* [18]. They allows us to analyse and identify moves and finally to predict the development of the game. This is the main objective of this paper.

1.3 Overview

The rest of the paper is structured as follows: Next, we will describe the used methods in more detail, from data preparation to recurrent neural networks with conceptors and clustering algorithms (Sect. 2). After that, we state some results on clustering and prediction in soccer games (Sect. 3). Finally, we end up with conclusions and a brief outlook on future work (Sect. 4).

2 Methods

2.1 Data Preparation

In order to prepare the data needed, we use recorded logfiles from 2D soccer simulation matches between two teams. The main data set we will be using throughout this paper is a match between the teams Gliders2012 [24] and MarliK [29].² For more detailed experiments, we also created a data set of 101 games, run using the teams Helios2016 [3] and Gliders2016 [25]. Each logfile contains the “state of the world”, ground truth information sampled every 100 ms, which includes the positions of the players and the ball in x and y coordinates, as well as the speed and the stamina of the players.

The soccer simulator records games in a binary format, which we converted to text using the tool `rcg2txt`, from the `librcsc` library [4]. The resulting data were then converted from text to csv files (comma separated values) using a custom Python script. For the work in this paper, we only made use of player and ball positions (23 objects with x - and y -positions, i.e. 46 values for each step of the simulation). As already said, each match lasts 6000 steps (10 mins in real time), but in some situations game time may be stopped, which can lead to extra steps. On average, we recorded close to 6500 game states per match.

2.2 Recurrent Neural Networks with Conceptors

The world model of the time-series data, as created in the data preparation phase, is loaded into a recurrent neural network. Following the lines of

²The logfile is taken from the site <http://chaosscripting.net/>, a backup of the official soccer simulation website.

[18, Sect. 3], a (discrete-time) *recurrent neural network* consists of (a) N^{in} input neurons, (b) a reservoir, that is a set of N recurrently connected neurons, and (c) N^{out} output neurons (cf. Fig. 1). The connections between neurons have weights which may be comprised in weight matrices: W^{in} is the $N \times N^{\text{in}}$ input weight matrix, W^{res} the $N \times N$ reservoir matrix, and W^{out} the $N^{\text{out}} \times N$ readout matrix. The network operates in discrete time steps $n = 0, 1, 2, \dots$ according to the following update equations:

$$\begin{aligned} x(n+1) &= \tanh(W^{\text{res}} \cdot x(n) + W^{\text{in}} \cdot p(n+1) + b) \\ y(n) &= W^{\text{out}} \cdot x(n) \end{aligned}$$

Here $p(n)$ denotes the input (training) signal (here: the logged data from the recorded soccer games), $x(n)$ the reservoir state, and $y(n)$ the target signal (here: the next input state). b is an $N \times 1$ bias vector. Like the input weights, it is fixed to random values. Due to the commonly used non-linear activation function \tanh , the reservoir state space is reduced to the interval $(-1; +1)$. A time-series may represent a move, which can be learned by so-called conceptors as follows: The sequence of world states representing the move is stored into the reservoir such that it can generate the driven responses $x(n)$ even in the absence of the driving input. For this, ridge regression may be employed. Primarily, the output weights W^{out} are learned. Nevertheless, in order to retrieve the output pattern individually, the reservoir dynamics is restricted to the linear subspace characteristic for that pattern. This is done by special matrices called conceptors. These are lower-dimensional manifolds that describe trajectories through a high-dimensional state space that enable situation-specific predictions from the same neural network. For more details the reader is referred to [18].

For the analysis of soccer games, different moves are associated with conceptors. However, we usually do not know in advance which are the moves of the whole game. Thus we first have to establish a repertoire of moves that form the whole game. We want to identify and learn moves by clustering methods, which is explained in the next section. To support a wide set of strategies, our goal is to identify situations from data, in an unsupervised way without making use of pre-defined soccer specific concepts such as “pass” or “dribble”.

2.3 Clustering of Games in Moves

As described above, we extract the positions of all players and the ball from logfiles, for each cycle of the game and store them as world states normalised

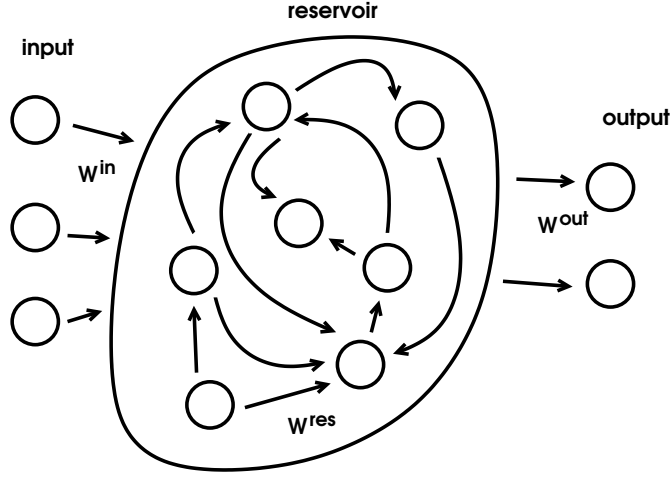


Figure 1: Recurrent neural network capturing the world model.

to the range $(-1; +1)$ (because of the use of the tanh function, see above). In the example in Fig. 2, all world states from a logfile MarliK vs. Gliders2012 are drawn, here for the ball and the two goalies.

To identify the sequences of world states that represent moves leading to similar game situations, we use the actual world state $p(i)$ to compute the reservoir state $x(i)$ for each cycle of the game. A reservoir state represents the current state of the game, as well as the history that led to that state, therefore we can assume that similar reservoir states represent similar moves in a game. Clustering of all reservoir states $x(i)$ is able to identify such similar moves. Cluster members are close to each other in the reservoir state space; that is, for each member the current game situation and its short-term past are similar to other cluster members.

We use the X-means algorithm [23] to derive the clusters and the number of clusters. This algorithm extends the well-known k -means clustering method with an efficient estimation of the number of clusters. While the number of clusters has to be fixed in advance in the k -means methods, X-means clustering starts with $k = 2$ clusters and splits clusters, if their average squared distance to the centroid still can be improved.

3 Results

To test our approach we extract the 6493 world states from the logfile MarliK_1-vs-Gliders2012_3 and store these states into a recurrent neural network

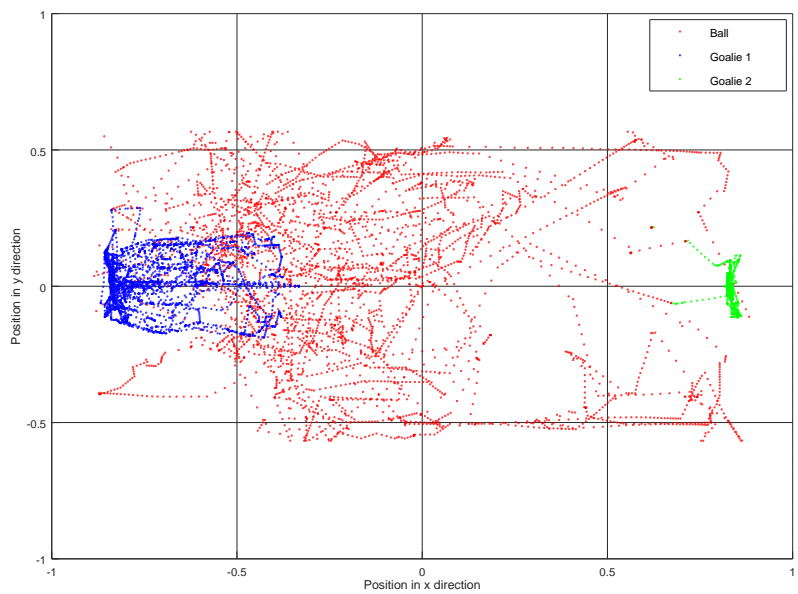


Figure 2: Position visualization of the two goalies and the ball.

with 46 input neurons, 600 neurons in the reservoir and 46 output neurons. We compute the reservoir states $x(i)$ for each world state and cluster them with the X-Means algorithm of the data mining tool WEKA 3.8 [10, 16]. With the maximal number of clusters of 100 and a maximum of 5 iterations as presetting parameters, we get 64 clusters.

By this procedure, we achieved two main results: First, each resulting cluster can be associated with one or more sequences of world states, i.e. with moves. Each cluster consists of a set of similar reservoir states. The reservoir states in each cluster may come from different phases of the soccer game. Nevertheless in a cluster often several reservoir states stem from consecutive time steps. The reason for this is that the world state and hence the reservoir state does not change too much from one time step to the other according to the network dynamics. Each sequence of these consecutive reservoir states now belongs to a move. Note that in the figures only the final phases of the moves, strictly speaking the world states corresponding to the consecutive reservoir states, are shown. Actually the moves start some time steps earlier.

Figure 3 shows all 5 moves of cluster 5 for all players and the ball, and Fig. 4 all moves of cluster 41. In the subfigures for each move, the part of the respective world state sequence is drawn, where the reservoir states $x(i)$ are in the actual cluster. With the now identified clusters and moves it is possible to compute the conceptors for these moves in the respective game situations. These conceptors allow us to predict the next world states in similar situations in the game, e.g., whether the next action will be a kick to the goal.

As a second result, with the resulting conceptor of the reservoir filled with all world states, i.e. over all time steps of the whole game, we can also represent a simplified picture of the entire game, i.e. a kind of replay. This is shown in Fig. 5. For the sake of simplicity, only goalies and ball are drawn here. As one can see, the figure shows that the goalies keep to the goal area and that the ball moves essentially back and forth from one goal to the other. This seems to be an absolutely plausible summary of the whole soccer game. Of course, this point needs further investigation.

4 Discussion and Final Remarks

We have shown how clustering methods in conjunction with conceptors in recurrent neural networks help to determine moves of soccer game. Conceptors allow us to make predictions of the whole game or the next move,

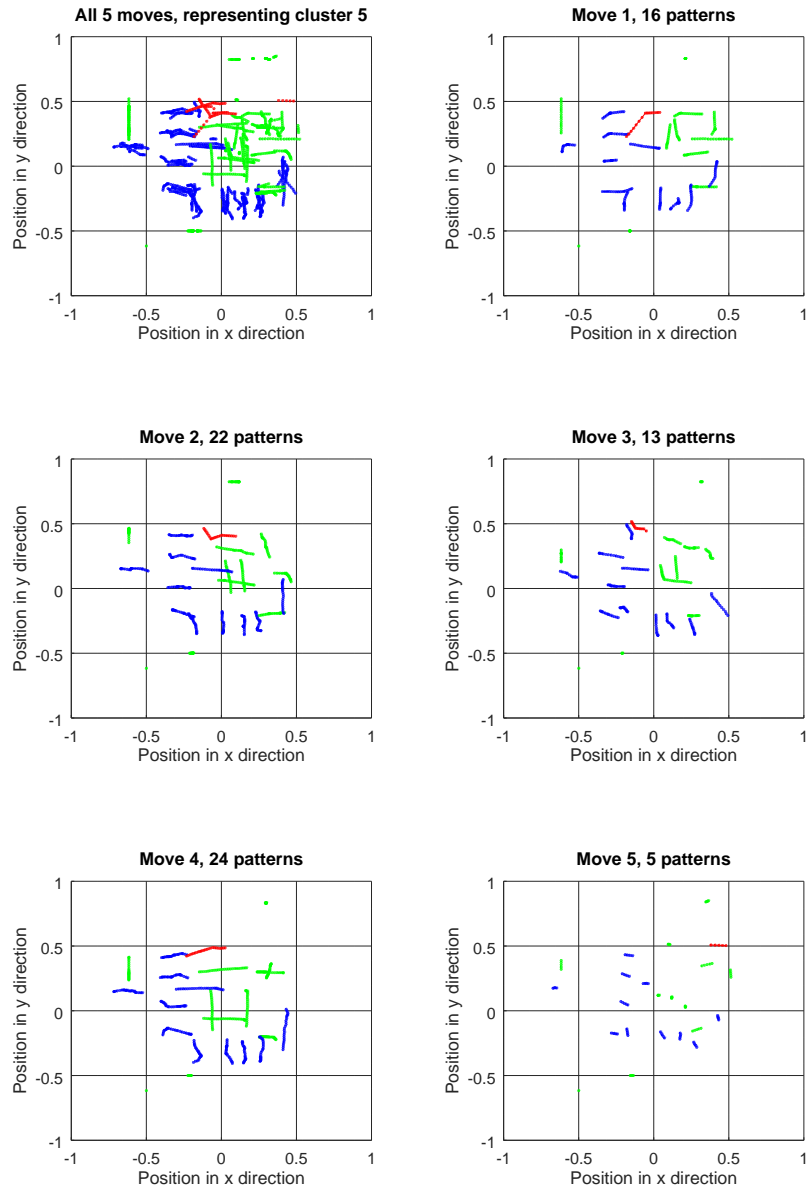


Figure 3: All states referring to cluster 5. The trajectories of the ball (red), of the left team (blue), and of the right team (green) are shown (colours in online version).

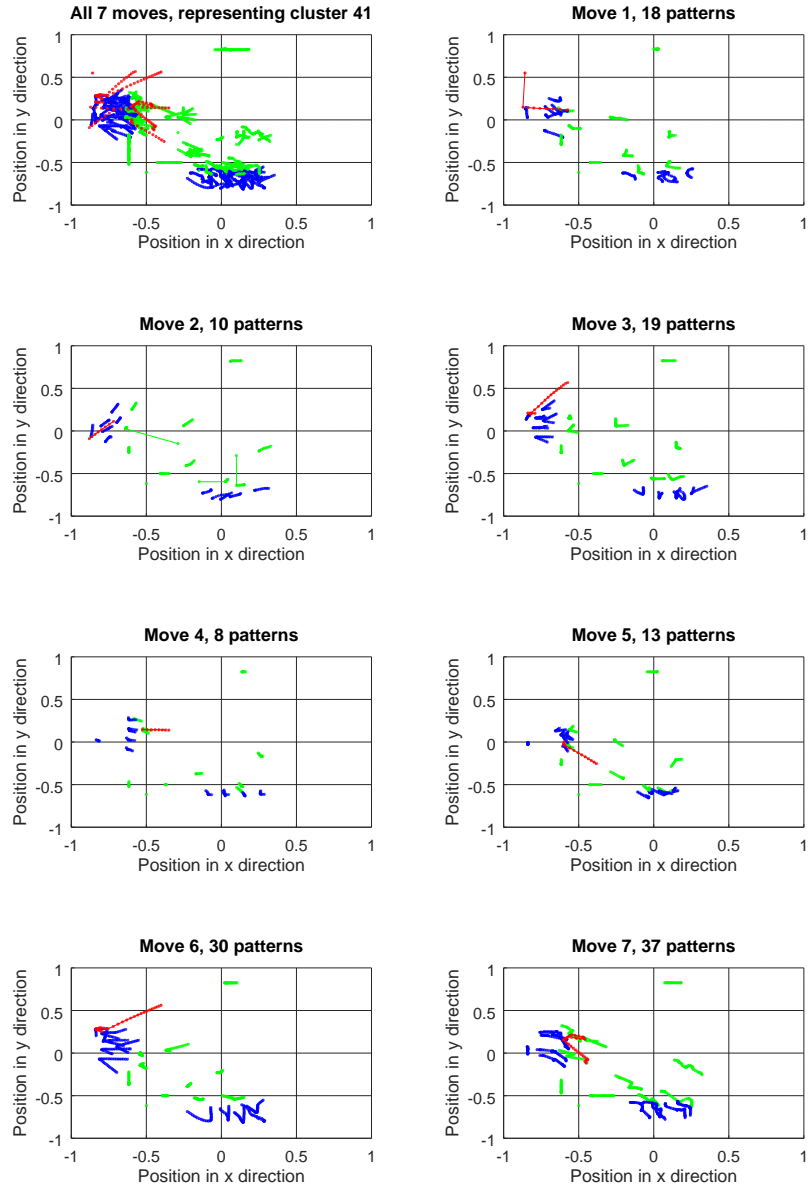


Figure 4: All states referring to cluster 41. Again, the trajectories of the ball (red), of the left team (blue), and the right team (green) are shown (colours in online version).

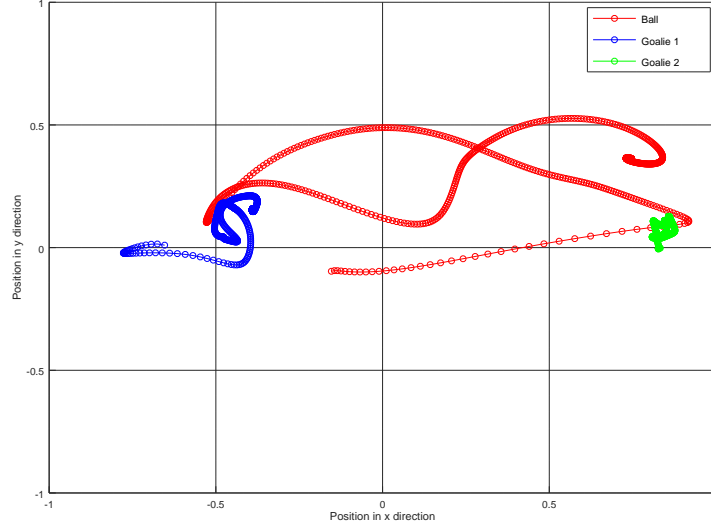


Figure 5: Prediction of an entire game by the reservoir dynamics of the recurrent neural network.

e.g., whether there is a probability of kicking a goal.

Future work will concentrate on analysing more deeply different moves and their structure and the prediction accuracy of conceptors. The overall method shall be improved such that it is applicable in real-time and online. For this, the neural network model shall be simplified even further.

Acknowledgements.

The research reported in this paper has been supported by the German Academic Exchange Service (DAAD) by funds of the German Federal Ministry of Education and Research (BMBF) in the Programmes for Project-Related Personal Exchange (PPP) under grant no. 57319564 and Universities Australia (UA) in the Australia-Germany Joint Research Cooperation Scheme within the project *Deep Conceptors for Temporal Data Mining* (Decorating).

References

- [1] Abreu, P., Moura, J., Silva, D.C., Reis, L.P., Garganta, J.: Performance analysis in soccer: a Cartesian coordinates based approach using

RoboCup data. *Soft Computing* 16, 47–61 (2012)

- [2] Aggarwal, C.C.: *Data Mining – The Textbook*. Springer, Cham, Heidelberg, New York, Dordrecht, London (2015)
- [3] Akiyama, H., Nakashima, T., Henrio, J., Henn, T., Tanaka, S., Nakade, T., Fukushima, T.: HELIOS2016: Team description paper. In: *RoboCup 2016 Symposium and Competitions: Team Description Papers* (2016)
- [4] Akiyama, H., Shimora, H.: librcsc-4.1.0 library package for RoboCup simulation clients. <http://rctools.sourceforge.jp/> (May 2011)
- [5] Bai, A., Wu, F., Chen, X.: Online planning for large Markov decision processes with hierarchical decomposition. *ACM Trans. Intell. Syst. Technol.* 6(4), 45:1–45:28 (Jul 2015)
- [6] Brown, N., Sandholm, T.: Safe and nested endgame solving for imperfect-information games. In: *Proceedings of the AAAI workshop on Computer Poker and Imperfect Information Games* (2017)
- [7] Chen, M., Dorer, K., Foroughi, E., Heintz, F., Huang, Z., Kapetanakis, S., Kostiadis, K., Kummeneje, J., Murray, J., Noda, I., Obst, O., Riley, P., Steffens, T., Wang, Y., Yin, X.: Users Manual: RoboCup Soccer Server — for Soccer Server Version 7.07 and Later. The RoboCup Federation (February 2003), http://helios.hampshire.edu/jdavila/cs278/virtual_worlds/robocup_manual-20030211.pdf
- [8] Cliff, O.M., Lizier, J.T., Wang, X.R., Wang, P., Obst, O., Prokopenko, M.: Quantifying long-range interactions and coherent structure in multi-agent dynamics. *Artificial Life* 23, 34–57 (2017)
- [9] Ferrucci, D.A., Brown, E.W., Chu-Carroll, J., Fan, J., Gondek, D., Kalyanpur, A., Lally, A., Murdock, J.W., Nyberg, E., Prager, J.M., Schlaefer, N., Welty, C.A.: Building Watson: An overview of the DeepQA project. *AI Magazine* 31(3), 59–79 (2010)
- [10] Frank, E., Hall, M.A., Witten, I.H.: *The WEKA Workbench. Online Appendix for "Data Mining: Practical Machine Learning Tools and Techniques"*, Morgan Kaufmann, Fourth Edition (2016)
- [11] Gabel, T., Falkenberg, E., Godehardt, E.: Progress in RoboCup revisited: The state of soccer simulation 2D. In: *Robot Soccer World Cup XX*. Springer (2017)

- [12] Gabel, T., Riedmiller, M.: Learning a partial behavior for a competitive soccer agent. *Künstliche Intelligenz* 2, 18–23 (2006)
- [13] Gabel, T., Riedmiller, M.: On progress in RoboCup: The simulation league showcase. In: Ruiz-del Solar, J., Chown, E., Plöger, P.G. (eds.) *RoboCup 2010: Robot Soccer World Cup XIV*, pp. 36–47. Springer (2011)
- [14] Gabel, T., Riedmiller, M., Trost, F.: A case study on improving defense behavior in soccer simulation 2D: The NeuroHassle approach. In: Iocchi, L., Matsubara, H., Weitzenfeld, A., Zhou, C. (eds.) *RoboCup 2008: Robot Soccer World Cup XII*, pp. 61–72. Springer, Berlin, Heidelberg (2009)
- [15] Gabel, T., Roser, C.: FRA-UNITed – Team description 2016. In: *RoboCup 2016 Symposium and Competitions: Team Description Papers*. Leipzig, Germany (2016)
- [16] Hall, M., Frank, E., Holmes, G., Pfahringer, B., Reutemann, P., Witten, I.H.: The WEKA data mining software: an update. *SIGKDD Explorations* 11(1), 10–18 (2009)
- [17] Jaeger, H.: Echo state network. *Scholarpedia* 2(9), 2330 (2007), revision #151757
- [18] Jaeger, H.: Controlling recurrent neural networks by conceptors. *CoRR – Computing Research Repository* abs/1403.3369, Cornell University Library (2014), <http://arxiv.org/abs/1403.3369>
- [19] Lattner, A.D., Miene, A., Visser, U., Herzog, O.: Sequential pattern mining for situation and behavior prediction in simulated robotic soccer. In: Bredenfeld, A., Jacoff, A., Noda, I., Takahashi, Y. (eds.) *RoboCup 2005: Robot Soccer World Cup IX*, pp. 118–129. Springer, Berlin (2006)
- [20] Mnih, V., Kavukcuoglu, K., Silver, D., Rusu, A.A., Veness, J., Bellemare, M.G., Graves, A., Riedmiller, M., Fidjeland, A.K., Ostrovski, G., Petersen, S., Beattie, C., Sadik, A., Antonoglou, I., King, H., Kumaran, D., Wierstra, D., Legg, S., Hassabis, D.: Human-level control through deep reinforcement learning. *Nature* 518(7540), 529–533 (Feb 2015)
- [21] Murray, J.: Specifying agent behaviors with uml statecharts and statedit. In: Polani, D., Browning, B., Bonarini, A., Yoshida, K. (eds.)

- RoboCup 2003: Robot Soccer World Cup VII, pp. 145–156. Springer (2004)
- [22] Murray, J., Obst, O., Stolzenburg, F.: Towards a logical approach for soccer agents engineering. In: Stone, P., Balch, T., Kraetzschmar, G. (eds.) RoboCup 2000: Robot Soccer World Cup IV, pp. 199–208. LNAI 2019, Springer, Berlin, Heidelberg, New York (2001)
 - [23] Pelleg, D., Moore, A.W.: X-means: Extending K-means with efficient estimation of the number of clusters. In: Langley, P. (ed.) Proceedings of the Seventeenth International Conference on Machine Learning (ICML 2000), Stanford University, Stanford, CA, USA, June 29 - July 2, 2000. pp. 727–734. Morgan Kaufmann (2000)
 - [24] Prokopenko, M., Obst, O., Wang, P., Held, J.: Gliders2012: Tactics with action-dependent evaluation functions. In: RoboCup 2012 Symposium and Competitions: Team Description Papers (2012)
 - [25] Prokopenko, M., Wang, P., Obst, O., Jaurgeui, V.: Gliders2016: Integrating multi-agent approaches to tactical diversity. In: RoboCup 2016 Symposium and Competitions: Team Description Papers. Leipzig, Germany (Jul 2016)
 - [26] Riedmiller, M., Merke, A.: Using machine learning techniques in complex multi-agent domains. In: Kühn, R., Menzel, R., Menzel, W., Ratsch, U., Richter, M.M., Stamatescu, I.O. (eds.) *Adaptivity and Learning: An Interdisciplinary Debate*, pp. 311–328. Springer, Berlin, Heidelberg (2003)
 - [27] Russell, S., Norvig, P.: *Artificial Intelligence – A Modern Approach*. Prentice Hall, Englewood Cliffs, NJ, 3rd edn. (2009)
 - [28] Silver, D., Huang, A., Maddison, C.J., Guez, A., Sifre, L., van den Driessche, G., Schrittwieser, J., Antonoglou, I., Panneershelvam, V., Lanctot, M., Dieleman, S., Grewe, D., Nham, J., Kalchbrenner, N., Sutskever, I., Lillicrap, T., Leach, M., Kavukcuoglu, K., Graepel, T., Hassabis, D.: Mastering the game of Go with deep neural networks and tree search. *Nature* 529(7587), 484–489 (Jan 2016)
 - [29] Tavafi, A., Nozari, N., Vatani, R., Yousefi, M.R., Rahmatinia, S., Pirdir, P.: MarliK 2012 Soccer 2D Simulation Team Description Paper. In: RoboCup 2012 Symposium and Competitions: Team Description Papers (2012)