

High- T_c superconductivity in undoped ThFeAsN

T. Shiroka,^{1,2,*} T. Shang,^{3,4,5,†} C. Wang,⁶ G.-H. Cao,^{7,8} I. Eremin,^{9,10} H.-R. Ott,^{1,2} and J. Mesot^{1,2,5}

¹Laboratorium für Festkörperphysik, ETH Hönggerberg, CH-8093 Zürich, Switzerland

²Paul Scherrer Institut, CH-5232 Villigen PSI, Switzerland

³Laboratory for Scientific Developments and Novel Materials,
Paul Scherrer Institut, CH-5232 Villigen PSI, Switzerland

⁴Swiss Light Source, Paul Scherrer Institut, CH-5232 Villigen PSI, Switzerland

⁵Institute of Condensed Matter Physics, École Polytechnique Fédérale de Lausanne (EPFL), CH-1015 Lausanne, Switzerland

⁶Department of Physics, Shandong University of Technology, Zibo 255049, China

⁷Department of Physics and State Key Lab of Silicon Materials, Zhejiang University, Hangzhou 310027, China

⁸Collaborative Innovation Centre of Advanced Microstructures, Nanjing 210093, China

⁹Institut für Theoretische Physik III, Ruhr-Universität Bochum, D-44801 Bochum, Germany

¹⁰Institute of Physics, Kazan Federal University, 420008 Kazan, Russian Federation

Unlike the widely studied ReFeAsO series, the newly discovered iron-based superconductor ThFeAsN exhibits a remarkably high critical temperature of 30 K, without chemical doping or external pressure. Here we investigate in detail its magnetic and superconducting properties via muon-spin rotation/relaxation (μ SR) and nuclear magnetic resonance (NMR) techniques and show that ThFeAsN exhibits strong magnetic fluctuations, suppressed below ~ 35 K, but no magnetic order. This contrasts strongly with the ReFeAsO series, where stoichiometric parent materials order antiferromagnetically and superconductivity appears only upon doping. The ThFeAsN case indicates that Fermi-surface modifications due to structural distortions and correlation effects are as important as doping in inducing superconductivity. The direct competition between antiferromagnetism and superconductivity, which in ThFeAsN (as in LiFeAs) occurs at already zero doping, may indicate a significant deviation of the s -wave superconducting gap in this compound from the standard s^\pm scenario.

In the vast class of iron-based superconductors (IBS), only very few are superconductors in their original stoichiometric composition of compensated metals. Among them are LaFePO, with a critical temperature $T_c \simeq 4$ K [1], LiFeAs, with $T_c = 18$ K [2], and FeSe with $T_c = 8$ K [3]. Most of the other materials, including LaFeAsO, are antiferromagnets with T_N of the order of 100 K [4]. Given the itinerant character of charge carriers in IBS, superconductivity can be achieved via Fermi-surface tuning in two possible ways: through isovalent substitution of ions with different radii, or by injection of electrons or holes in the Fe planes of the magnetically-ordered parent compounds [5–9]. In particular, for many 1111 materials, including LaFeAsO, enhanced critical temperatures are only achieved by F- or H-doping [5–11]. For most of the stoichiometric compensated-metal IBS the superconducting properties deviate significantly from those where superconductivity is induced by doping. For example, it has been claimed that the tendency towards antiferromagnetic (AF) order favors the so-called sign-changing (between electron- and hole pockets) s^\pm -wave symmetry of the superconducting state, which originates from enhanced repulsive interactions between electron and hole bands [12, 13]. This interaction generally favors antiferromagnetism, but once disorder, pressure, or doping suppress the long-range AF order, the s^\pm -wave superconductivity emerges. By contrast, for LaFePO, LiFeAs, FeSe and, as we show below also for ThFeAsN, where superconductivity occurs in stoichiometric compounds without imposing pressure or doping, there are strong indications that, due to orbital effects, the superconducting-gap symmetry deviates significantly from the s^\pm scenario [14–17].

Very recently, the undoped compound ThFeAsN was found to exhibit an onset of superconductivity (SC) at a remarkably high T_c of 30 K, as established by magnetic susceptibility and electrical resistivity measurements [18]. Con-

sidering that oxygen and selenium are typical ingredients of stoichiometric IBS materials, the absence of chalcogen elements in ThFeAsN is remarkable.

Since energy-dispersive X-ray (EDX) analyses of the synthesized polycrystalline ThFeAsN material indicate no distinct O-for-N substitutions, it is of obvious interest to establish why, despite the lack of formal or incidental doping, a fairly high T_c is achieved in this case and to what extent the magnetic correlations support, interfere, or compete with superconductivity. Pure compounds such as ThFeAsN, for which reliable band-structure calculations are available, represent ideal candidates also for testing contending theories of iron-based superconductors.

In the following, we report on the detailed microscopic investigation of ThFeAsN by employing muon-spin rotation/relaxation (μ SR) and nuclear magnetic resonance (NMR) techniques, which are used to probe the magnetic and electronic properties of ThFeAsN at a local level. As we show below, the experimental results indicate that in this material strong spin fluctuations precede the onset of the superconducting phase and compete with it. The appearance of superconductivity in ThFeAsN in its pristine form seems ultimately related to an appropriately tuned electronic band structure, which also clarifies the rare peculiarity of this system.

RESULTS

Probing the intrinsic magnetism via zero-field μ SR. Preliminary susceptibility measurements $\chi(T)$ below 40 K were used to detect the onset of bulk superconductivity. As shown in Fig. 1, both ZFC and FC data indicate a SC transition at $T_c = 30 \pm 0.5$ K, in good agreement with the originally-reported value [18].

By means of systematic zero-field (ZF)- μ SR measurements, sensitive to the material's intrinsic magnetic properties, we could follow the evolution of a possible

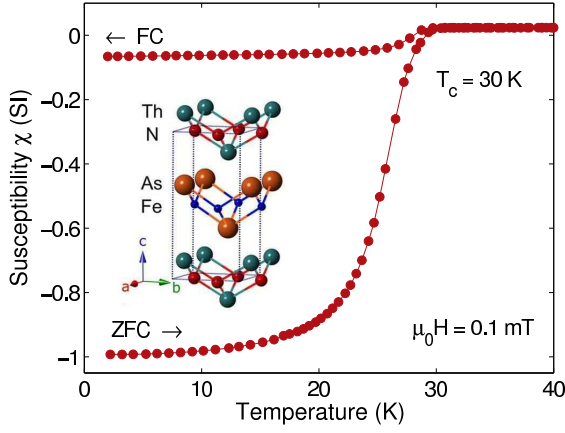


Figure 1 | Magnetic susceptibility of ThFeAsN. Temperature dependence of the zero field-cooled (ZFC) and field-cooled (FC) dc susceptibility measured at $\mu_0 H = 0.1$ mT. The sample shows a sizable diamagnetic response and $T_c = 30$ K. Inset: structure of ThFeAsN showing the ThN and FeAs planes (adapted from [18]).

magnetically-ordered phase. As shown in the inset of Fig. 2, the time-domain μ SR spectra generally exhibit exponential decays, which become more prominent as the temperature decreases. An ideal non-magnetic sample is expected to show a constant asymmetry. Real samples, however, invariably show small, mostly temperature-independent decays, attributed to nuclear magnetic moments or to tiny amounts of diluted ferromagnetic impurities, the latter commonly occurring in various IBS families [19, 20]. Their randomly oriented moments are known to create weak stray fields over the entire sample [21], hence giving rise to muon-spin relaxation. In our case, magnetometry results are consistent with a 0.5% extra amount of Fe (i.e., below the detection threshold of powder XRD) in the form of tiny dispersed clusters, which provide a temperature-independent average magnetic moment of ca. $0.03 \mu_B/\text{Fe}$. Accordingly, our ZF asymmetry data were analyzed by considering the sum of two contributions: $A_{\text{ZF}} = A_{\text{ZF}}^{\text{sample}} + A_{\text{ZF}}^{\text{imp.}}$. The latter is relevant only at short times, but since its amplitude does not exceed 10% of the total signal, it is hardly discernible in the inset of Fig. 2. The ZF- μ SR signal of the sample is well described by exponential relaxations of the form (see inset in Fig. 2):

$$A_{\text{ZF}}(t)/A_{\text{ZF}}(0) = p_{\text{fast}} e^{-\Lambda_{\text{fast}} t} + p_{\text{slow}} e^{-\Lambda_{\text{slow}} t}, \quad (1)$$

where $p_{\text{fast,slow}}$ and $\Lambda_{\text{fast,slow}}$ are the relative weights and relaxation rates of muons implanted in two inequivalent sites, namely close to FeAs and to ThN planes, respectively [22, 23]. In agreement with these studies, we find $p_{\text{slow}} \sim 15\%$ at $T = 5$ K, decreasing with temperature.

The relaxation rate $\lambda_{\text{ZF}} (\equiv \Lambda_{\text{fast}})$, reflecting a possible magnetic order due to Fe^{2+} ions, is shown in Fig. 2. It is practically independent of temperature, exhibiting a marginal increase (of only $\sim 0.02 \mu\text{s}^{-1}$) below $T^* = 35$ K (see NMR results in Fig. 5 for a definition of T^*). Given the absence of applied magnetic fields in ZF- μ SR experiments, an increase in λ_{ZF} is usually attributed to the onset of antiferromagnetic order [local moment or spin-density wave (SDW)]. However, given its tiny value and the absence of coherent muon-spin precession below T^* , it indicates a broad distribution of weak internal fields, i.e., no

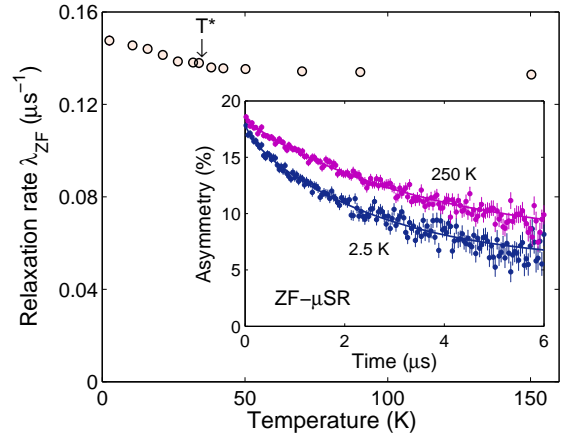


Figure 2 | ZF- μ SR time spectra and relaxation rates. The zero-field relaxation rate λ_{ZF} is small and practically constant with temperature, with only a tiny increase below T^* . Inset: representative ZF- μ SR spectra at selected temperatures.

well-developed magnetic order in ThFeAsN. This is consistent with results of transport, magnetic [18], and ^{57}Fe Mössbauer spectroscopy [24] studies, where no magnetic order was detected down to 2 K. Similarly to the superconducting F- or H-doped LaFeAsO [20, 25], as well as to many other 1111 compounds [26, 27], where a short-range magnetic order, vanishing with doping, is claimed to coexist with superconductivity, also in ThFeAsN the weak magnetism seems closely related to the onset of superconductivity. Longitudinal-field μ SR experiments (not discussed here) indicate that in ThFeAsN, too, the weak magnetic moments behave as static within the μ SR time scale. On the other hand, ThFeAsN clearly differs from pure LaFeAsO which, below T_N , exhibits oscillating ZF- μ SR signals [25], a signature of long-range magnetic order. From this comparison it is evident that the undoped ThFeAsN already fulfills the conditions to sustain superconductivity, which other 1111 compounds achieve only upon doping.

Probing superconductivity via TF- μ SR. To explore the nature of superconductivity in ThFeAsN, we performed a series of transverse-field (TF)- μ SR measurements from 1.6 to 35 K. A type-II superconductor exposed to an external magnetic field develops a regular flux-line lattice (FLL), which modulates the field distribution inside the material. Muons, which sample the FLL uniformly, experience an additional Gaussian relaxation σ_{sc} , the latter being a measure of the absolute magnetic penetration depth λ and, hence, related to the superfluid density $\rho_{\text{sc}} \propto \lambda^{-2}$ [28, 29].

The temperature dependence of σ_{sc} was studied in a 70-mT transverse field under field-cooling conditions, with additional data collected also at 300 mT. A preliminary field-dependence study of the μ SR depolarization rate at 2 K indicated that both fields are suitable for probing the intrinsic superconducting properties of ThFeAsN, since neither the decrease of the intervortex distance with field, nor the vortex-core effects [30] are of significance below ~ 500 mT, considerably smaller than $B_{c2} \sim 50$ T [31]. Both datasets give comparable σ_{sc} values [see Fig. 3(c)] but, for a direct comparison with available data on other IBS compounds, we focus on the 70-mT case. Figure 3(a) shows two typi-

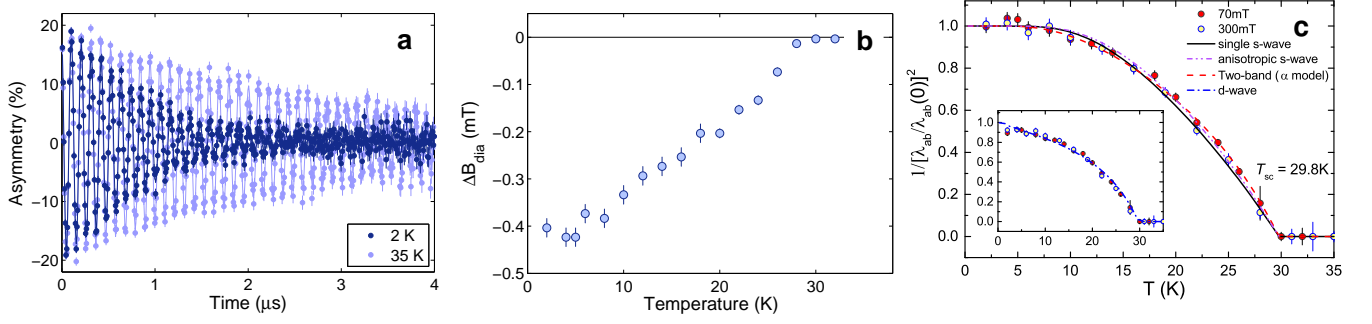


Figure 3 | TF- μ SR spectra, diamagnetic shift, and relaxation rate. (a) Representative TF- μ SR spectra above and below T_c measured in 70 mT and relevant fits. (b) Diamagnetic field-shifts in the superconducting phase. (c) Temperature dependence of λ^{-2} , as calculated from the measured TF relaxation rate $\sigma_{sc}(T)$ at 70 mT (red) and 300 mT (yellow). Lines represent fits using a single-gap (solid) and two-gap or anisotropic s-wave model (dashed), the latter two showing a better χ^2_r . The inset shows a fit using a d-wave model.

cal TF- μ SR spectra measured above and below T_c , fitted by means of:

$$A_{TF} = A_{TF}(0) \cos(\gamma_\mu B_\mu t + \phi) e^{-\lambda_{ZF} t} e^{-\sigma^2 t^2/2}. \quad (2)$$

Here $A_{TF}(0)$ is the initial asymmetry, $\gamma_\mu = 2\pi \times 135.53$ MHz/T is the muon gyromagnetic ratio, B_μ is the local field sensed by the implanted muons, ϕ is the initial phase, λ_{ZF} is a Lorentzian-, and σ a Gaussian-relaxation rate. As follows from the above ZF analyses [see Fig. 2], the Lorentzian relaxation reflects coexisting magnetic correlations and is significantly smaller than the SC-dominated Gaussian relaxation rate, σ . The latter comprises contributions from both the FLL (σ_{sc}) and a small temperature-independent relaxation due to nuclear moments (σ_n), determined above T_c . Below T_c , the FLL-related relaxation was obtained by subtracting the nuclear contribution from the Gaussian relaxation rate, i.e., $\sigma_{sc}^2 = \sigma^2 - \sigma_n^2$.

Figure 3(b) depicts the diamagnetic shift below T_c , whose value increases deep inside the superconducting phase. The simultaneous development of a flux-line lattice at low temperatures implies the appearance of σ_{sc} , in turn reflecting an increase in $1/\lambda^2$ [see Fig. 3(c)]. For small applied fields [in comparison with $B_{c2}(0)$] and hexagonal flux-line lattices the two quantities are related by [29, 32]:

$$\frac{\sigma_{sc}^2(T)}{\gamma_\mu^2} = 0.00371 \frac{\phi_0^2}{\lambda_{eff}^4(T)}, \quad (3)$$

with λ_{eff} the effective penetration depth. We recall that in anisotropic polycrystalline superconducting samples (as is the case of the layered ThFeAsN compound) the effective penetration depth λ_{eff} is determined mostly by the shortest penetration depth λ_{ab} , the exact relation between the two being $\lambda_{eff} = 3^{1/4} \lambda_{ab}$ [33].

Figure 3(c) shows the temperature dependence of the normalized superfluid density, $\rho_{sc} \propto \lambda_{ab}^{-2}$. The temperature-independent behavior of λ_{ab}^{-2} below 7 K indicates a fully gapped superconductor, thus excluding, e.g., a d-wave gap structure. Indeed, as shown in the inset of Fig. 3(c), a d-wave model does not properly fit the experimental data, especially below 5 K. However, as can be seen in the main panel of Fig. 3(c), single s-wave, two-gap s-wave or anisotropic s-wave gap models are all compatible with the observed $\lambda_{ab}^{-2}(T)$ behavior. The better agreement of the two-gap model (or s-wave gap with substantial

anisotropy) with the data is confirmed by the slightly positive curvature in $B_{c2}(T)$ close to T_c , as derived from magnetization and electrical resistivity measurements, which also favor a multigap SC state. Given the two to five Fe-related bands crossing the Fermi surface, the occurrence of multiple SC gaps in iron-based superconductors is not surprising [9, 13]. Recent Fermi surface calculations [34, 35] suggest a similar scenario also for ThFeAsN.

A comparison of different families of superconductors can be summarized in a so-called Uemura plot [36]. This type of representation tracks the dependence of T_c on the inverse square of the in-plane London penetration depth, λ_{ab}^{-2} . Since $1/\lambda_{ab}^2(0) \sim \rho_{sc}/m^*$, with ρ_{sc} the superfluid density and m^* the renormalized mass of the quasiparticles, a positive correlation between T_c and ρ_{sc}/m^* was identified. In this diagram, ThFeAsN lies close to the dataset for FeSe and, remarkably, also to the electron-doped LaFeAsO. This is not surprising given the almost identical results of the first-principle electronic-structure calculations for ThFeAsN and LaFeAsO [34, 35]. In view of this, the observation of superconductivity in stoichiometric ThFeAsN without any additional doping is quite remarkable.

Complementary findings from NMR investigations. As a complementary technique to μ SR, ^{75}As NMR was used to locally probe the static (line widths and shifts) and the dynamic (spin-lattice relaxation) properties of ThFeAsN. The results of these measurements (at 7 T) confirm the features presented and discussed above, but provide also additional insight into the characteristics of superconductivity of ThFeAsN.

Since ^{75}As has a nuclear spin $I = 3/2$, the observed NMR line is broadened by a second-order quadrupole perturbation of the central Zeeman $+1/2$ to $-1/2$ transition, the satellites being much weaker and far apart. Both the two-peak lineshape (see inset in Fig. 4) and its variation with temperature are very similar to those of the ^{75}As NMR lines observed in lightly F-doped LaFeAsO [37, 38]. Most importantly, consistent with the μ SR results, we observe only a marginal increase (less than 5%) in FWHM below 35 K, hence confirming the absence of magnetic order. The resonance frequencies can be modeled by $f = \gamma H_0(1 + K) + f_Q$, with K the magnetic shift due to interactions between the probe nucleus and its electronic environment, and $f_Q = -771$ kHz a temperature-independent

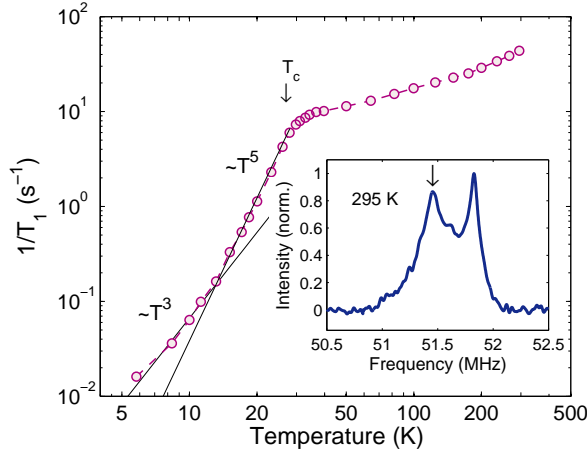


Figure 4 | NMR relaxation rate and lineshape. Temperature dependence of $1/T_1$ relaxation rate measured at 7 T at the left peak of the ^{75}As NMR lineshape (arrow in the inset). A similar $1/T_1$ behavior is found also for the right peak. The steep decrease of $1/T_1$ below T_c is compatible with a fully-gapped superconductor. Lines indicate different power-law dependences, at different temperature regimes (see text for details).

second-order quadrupole shift.

Our most intriguing result is captured in Fig. 5, which compares the temperature dependencies of $(T_1 T)^{-1}$ and the squared magnetic shift K^2 . Although according to standard theory, $(T_1 T)^{-1} \propto K^2$ [39], this is obviously not the case here. In the normal state, K^2 decreases weakly and linearly with decreasing temperature. $(T_1 T)^{-1}(T)$, however, starts growing steadily below approximately 175 K [because of the chosen logarithmic scales in Fig. 4, this growth is less distinct, yet clearly recognizable also in $T_1^{-1}(T)$ data.]. This relative increase in relaxation is abruptly terminated at $T^* = 35$ K, followed by a steep decrease, masking the onset of superconductivity at $T_c(7\text{T}) \approx 27$ K (identified by independent resistivity measurements). Note that a similar behavior of $(T_1 T)^{-1}$ was observed also in the lightly-doped $\text{LaFeAsO}_{1-x}\text{F}_x$ [38] or in the isoelectronically-substituted $\text{LaFeAs}_{1-x}\text{P}_x\text{O}$ class [40]. As argued in these cases, we also tentatively ascribe the extra relaxation to the growing influence of spin fluctuations. However, in the above examples, spin-fluctuations precede an incoming AF order, in turn a precursor of superconductivity. By contrast, in ThFeAsN (where no AF order is detected) we postulate the opening of a gap in the corresponding spin-excitation spectrum at T^* , exceeding T_c , the latter clearly indicated by the sudden drop in $K^2(T)$ at the onset of superconductivity. These data suggest the onset of a superconducting state in competition with spin fluctuations.

Once the superconducting state is established below T_c , a gradual decrease of K (see Fig. 5) hints at a spin-singlet pairing, for which the coupling between opposite spins implies a reduction of the local spin susceptibility. The temperature dependence of T_1^{-1} (see Fig. 4) reflects a combination of growing gaps in the spectra of both spin- and electronic excitations. Interesting is the transient T^5 -regime for $T_1^{-1}(T)$, just below T_c , where the spin gap is not yet fully developed.

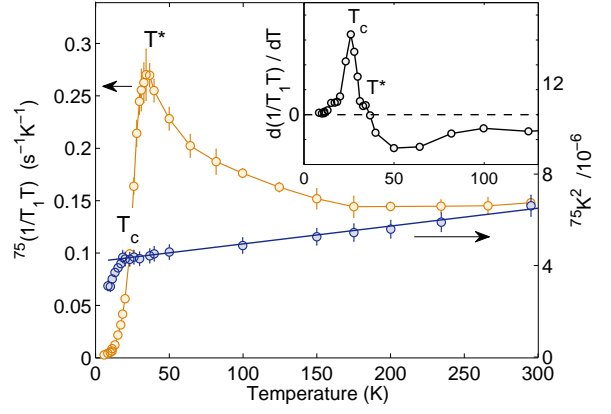


Figure 5 | Different temperature behavior of $1/(T_1 T)$ and K^2 . Temperature dependence of $1/(T_1 T)$ (left scale) and $^{75}\text{K}^2$ shift (right scale) measured at 7 T. The peak in the former and the drop in the latter indicate T^* and T_c , respectively, which differ by ca. 5 K. The clearly different functional form of the two curves below ca. 150 K indicates the development of strong AF fluctuations. The strong low-temperature drop of $1/(T_1 T)$ confirms the bulk character of superconductivity, whereas the peak in the derivative (inset) indicates its sharp onset.

DISCUSSION

One of the most intriguing questions regarding ThFeAsN is the occurrence of bulk superconductivity in a stoichiometric compensated-metal compound without long-range magnetic order. Because of a strong nesting of the electron- and hole bands (separated by the AF momentum), band-structure theory predicts that both undoped ThFeAsN and LaFeAsO should show a similar (C-type) stripe antiferromagnetic order [34, 35]. LaFeAsO indeed adopts a magnetically ordered ground state, while, as we have shown, ThFeAsN does not, but exhibits rather strong magnetic fluctuations. This key feature indicates a sizable renormalization of the electronic structure of ThFeAsN , as compared to that of LaFeAsO , beyond the density-functional theory. The simultaneous presence of fluctuations and the lack of magnetic order puts the stoichiometric compensated metal ThFeAsN into the same category as LiFeAs or FeSe , which also show strong correlations, although these correlations do not give rise to a magnetically-ordered ground state, as instead is the case of LaFeAsO , CaFe_2As_2 , etc. We recall also that in LiFeAs and FeSe the absence of magnetic order allows for an orbital-selective superconducting state to be realized, which involves a strong orbital renormalization and differentiation with respect to Cooper-pairing on different orbitals. This contrasts with a conventional s^\pm superconducting state, currently assumed for the F-doped LaFeAsO and K- or Co-doped BaFe_2As_2 , where the gap is less orbital-dependent and simply changes sign between all-electron and all-hole pockets.

Clearly, the undoped ThFeAsN shares with optimally F-doped LaFeAsO both the presence of magnetic fluctuations and the occurrence of superconductivity. Yet, their similarity is only apparent. Indeed, while in F-doped LaFeAsO the suppression of the original magnetic order is simply caused by doping, the mechanism of magnetic-order suppression in stoichiometric ThFeAsN has another, not yet known, origin. The missing information on the electronic renormal-

ization in ThFeAsN can be provided by future ARPES or FT-STM measurements, once single crystals would be available. In any case, ThFeAsN currently offers the unique opportunity of studying the peculiarities of unconventional superconductivity in the correlated iron-based superconductors.

In conclusion, our results establish the proximity of superconductivity with a competing state exhibiting sizable spin fluctuations in ThFeAsN. For many other iron-pnictide superconductors it has been shown that magnetic order and superconductivity coexist microscopically (see, e.g., [26, 27]). As outlined above, this is certainly not the case for ThFeAsN, whose lack of magnetic order places it in the same class with LaFePO, LiFeAs, and FeSe. Yet, as shown by NMR relaxation data, the proximity of a gapped spin-fluctuating phase to SC, does not exclude a spin-fluctuation mediated SC pairing in ThFeAsN. Microscopic μ SR and NMR measurements indicate also that the electronic excitation spectrum in the superconducting state is best described by a two-gap *s*-wave (or an anisotropic *s*-wave) model.

In a broader context, it was established that, e.g., in BaFe₂As₂, key structural features, such as the Fe-Fe distance and the As-Fe-As bond angle, vary in the same way under pressure or upon chemical doping, inducing similar electronic-structure evolutions in both cases [41]. While for most 1111 and 122 families the required electronic-structure modifications to sustain superconductivity are achieved via chemical-doping, for ThFeAsN an appropriate combination of structural and electronic parameters results in an enhanced T_c already in its undoped state. This is not surprising, considering its *c/a* ratio of 2.11 [18], significantly reduced in comparison with other 1111 and 122 compounds, a difference ultimately due to the different ionic sizes of N³⁻ (1.46 Å) and O²⁻ (1.38 Å). The ThFeAsN case suggests that Fermi-surface modifications by structural distortions and correlation effects are as important as charge doping in inducing superconductivity in IBS compounds. Yet, the structural route to SC is so rare, because very few compounds do exhibit a suitable combination of structural parameters. Indeed, our recent high-pressure measurements have shown a sizable decrease of T_c with increasing pressure [42], confirming that ThFeAsN has already the optimal parameters to achieve the highest T_c .

METHODS

Sample preparation. Polycrystalline ThFeAsN specimens with typical grain sizes 1–5 μ m were synthesized by solid-state reaction methods, as recently described in Ref. 18. The purity of precursors was checked via X-ray diffraction (XRD), while the composition of the final product was determined via EDX spectroscopy. The room-temperature XRD of ThFeAsN reveals a tetragonal structure (*P4/nmm*) with *a* = 4.037 Å and *c* = 8.526 Å (see inset in Fig. 1) and no detectable impurity phases. The precise determination of the N content is rather challenging. While the possibility of N deficiencies cannot be absolutely ruled out, the fact that oxygen vacancies in our 1111 system are stabilized only under high-pressure synthesis suggests that N deficiencies, if present, are negligible.

μ SR and NMR experiments. Experiments employing μ SR were done at the GPS spectrometer of the Paul Scherrer Institute (PSI) in Villigen, Switzerland. Once implanted in matter, spin-polarized muons (μ^+) act as microscopic probes of the local magnetic environment, which upon decay emit positrons preferentially along the muon-spin direction. The spatial anisotropy of the emitted positrons (i.e., the asymmetry signal) reveals the distribution of the local magnetic fields at the muon site [43, 44]. As

for the NMR investigations, a broad-band spectrometer was used for the static (line-widths and -shifts) and the dynamic (spin-lattice relaxation) measurements. With a 100% isotopic abundance and a relatively large gyromagnetic ratio, the ⁷⁵As nucleus (*I* = 3/2) was the probe of choice. In case of μ SR measurements, the error bars in the raw data were obtained from the counting statistics, while for the NMR from the noise levels and the frequency resolution. All the other error bars were calculated by using the standard methods of error propagation.

Extracting superconducting parameters from μ SR data.

The two-gap *s*-wave model provides $\lambda_{ab}(0) = 230(2)$ nm, with the two superconducting gap values being $\Delta_1(0) = 3.4(2)$ meV and $\Delta_2(0) = 6.5(3)$ meV, with weighting factors $w_1 = 0.40(2)$ and $w_2 = 0.60(3)$, respectively. From these we find the following gap-to- T_c ratios: $\Delta_1(0)/k_B T_c = 1.3$ and $\Delta_2(0)/k_B T_c = 2.5$, with $k_B = 8.62 \times 10^{-2}$ meV/K the Boltzmann constant and $T_c = 29.8$ K. Similar values are obtained in the anisotropic single-gap *s*-wave case: $\lambda_{ab}(0) = 250(4)$ nm, $\Delta(0) = 4.8(5)$ meV, and $\Delta(0)/k_B T_c = 1.9$. Since for an ideal BCS superconductor the last ratio is expected to be 1.76, we conclude that ThFeAsN is a superconductor in the weak-coupling limit. The above values are in principle close to those of F-doped LaFeAsO, with $T_c = 24$ K and $\Delta(0) = 3.6$ meV [45].

From the results of magnetometry and μ SR measurements, other relevant SC parameters for ThFeAsN can be extracted. By using the formula $B_{c2} = \phi_0/(2\pi\xi^2)$, where $\phi_0 = 2.07 \times 10^{-15}$ Wb is the magnetic flux quantum, we estimate a superconducting coherence length $\xi(0) = 2.57$ nm. This rather small ξ value, combined with a large penetration depth $\lambda_{ab}(0) = 230(2)$ nm, as determined via TF- μ SR, indicate that ThFeAsN is an extreme type-II superconductor, with a Ginzburg-Landau parameter $\kappa = \lambda/\xi \simeq 90$. By using this value for κ and the formula $B_{c1}(0) = \phi_0/(4\pi\lambda_{ab}^2)\ln\kappa$ [46], we also obtain the lower critical field $B_{c1}(0) = 13.4$ mT, similar in magnitude to the $B_{c1}(0)$ values of other IBS compounds [8].

Data availability. The data that support the findings of this study are available from the corresponding authors upon reasonable request.

ACKNOWLEDGMENTS

Part of this work was performed at the Swiss Muon Source (μ S) Paul Scherrer Institut, Villigen, Switzerland. E. Morenzoni and A. Amato are acknowledged for providing fast-track access to the GPS instrument. The authors thank S. Holenstein and R. Khasanov for the assistance during the experiments and F. Lochner and J. L. Zhang for useful discussions. This work was financially supported in part by the Schweizerische Nationalfonds zur Förderung der Wissenschaftlichen Forschung (SNF) and the National Natural Science Foundation of China (Grant No. 11304183). I.E. acknowledges support from the project of the state assignment of KFU in the sphere of scientific activities (Grant No. 3.2166.2017/4.6).

AUTHOR CONTRIBUTIONS

Project planning: T. Shiroka. Sample growth: C.W. and G.H.C. μ SR experiments were carried out by T. Shiroka and T. Shang. T. Shang performed also the μ SR data analysis. NMR measurements and analysis: T. Shiroka. Theoretical input: I.E. The manuscript was drafted by T. Shiroka and H.R.O. and was completed with input from all the authors.

Competing financial interests: The authors declare no competing financial interests.

* tshiroka@phys.ethz.ch

† tian.shang@psi.ch

- [1] Y. Kamihara, H. Hirano, R. Kawamura, H. Yanagi, T. Kamiya, and H. Hosono, “Iron-based layered superconductor: LaOFeP,” *J. Am. Chem. Soc.* **128**, 10012–10013 (2006).
- [2] J. H. Tapp, Z. Tang, B. Lv, K. Sasmal, B. Lorenz, P. C. W. Chu, and A. M. Guloy, “LiFeAs: An intrinsic FeAs-based superconductor with $T_c = 18$ K,” *Phys. Rev. B* **78**, 060505(R) (2008).
- [3] F.-C. Hsu, J.-Y. Luo, K.-W. Yeh, T.-K. Chen, T.-W. Huang, P. M. Wu, Y.-C. Lee, Y.-L. Huang, Y.-Y. Chu, D.-C. Yan, and M.-K. Wu, “Superconductivity in the PbO-type structure α -FeSe,” *Proc. Nat. Acad. Sci.* **105**, 14262 (2008).
- [4] Y. Kamihara, T. Watanabe, M. Hirano, and H. Hosono, “Iron-based layered superconductor La[O_{1-x}F_x]FeAs ($x = 0.05$ –0.12) with $T_c = 26$ K,” *J. Am. Chem. Soc.* **130**, 3296–3297 (2008).

- [5] H.-H. Wen, “Developments and perspectives of iron-based high-temperature superconductors,” *Adv. Mater.* **20**, 3764–3769 (2008).
- [6] M. V. Sadovskii, “High-temperature superconductivity in iron-based layered iron compounds,” *Phys.-Usp.* **51**, 1201 (2008).
- [7] J. Paglione and R. L. Greene, “High-temperature superconductivity in iron-based materials,” *Nature Phys.* **6**, 645–658 (2010).
- [8] D. C. Johnston, “The puzzle of high temperature superconductivity in layered iron pnictides and chalcogenides,” *Adv. Phys.* **59**, 803–1061 (2010).
- [9] Q. Si, R. Yu, and E. Abrahams, “High-temperature superconductivity in iron pnictides and chalcogenides,” *Nature Rev. Mater.* **1**, 16017 (2016).
- [10] Y. Muraba, S. Matsuishi, and H. Hosono, “La-substituted CaFeAsH superconductor with $T_c = 47$ K,” *J. Phys. Soc. Jpn.* **83**, 033705 (2014).
- [11] Y. Muraba, S. Iimura, S. Matsuishi, and H. Hosono, “Hydrogen-substituted superconductors $\text{SmFeAsO}_{1-x}\text{H}_x$ misidentified as oxygen-deficient SmFeAsO_{1-x} ,” *Inorg. Chem.* **54**, 11567–11573 (2015).
- [12] I. I. Mazin, D. J. Singh, M. D. Johannes, and M. H. Du, “Unconventional superconductivity with a sign reversal in the order parameter of $\text{LaFeAsO}_{1-x}\text{F}_x$,” *Phys. Rev. Lett.* **101**, 057003 (2008).
- [13] A. V. Chubukov, D. V. Efremov, and I. Eremin, “Magnetism, superconductivity, and pairing symmetry in iron-based superconductors,” *Phys. Rev. B* **78**, 134512 (2008).
- [14] K. Kuroki, H. Usui, S. Onari, R. Arita, and H. Aoki, “Pnictogen height as a possible switch between high- T_c nodeless and low- T_c nodal pairings in the iron-based superconductors,” *Phys. Rev. B* **79**, 224511 (2009).
- [15] F. Ahn, I. Eremin, J. Knolle, V. B. Zabolotnyy, S. V. Borisenko, B. Büchner, and A. V. Chubukov, “Superconductivity from repulsion in lifeas: Novel s-wave symmetry and potential time-reversal symmetry breaking,” *Phys. Rev. B* **89**, 144513 (2014).
- [16] P. O. Sprau, A. Kostin, A. Kreisel, A. E. Böhmer, V. Taufour, P. C. Canfield, S. Mukherjee, P. J. Hirschfeld, B. M. Andersen, and J. C. Seamus Davis, “Discovery of orbital-selective cooper pairing in FeSe,” Preprint at <http://arxiv.org/abs/1611.02134> (2016).
- [17] R. Nourafkan, G. Kotliar, and A.-M. S. Tremblay, “Correlation-enhanced odd-parity interorbital singlet pairing in the iron-pnictide superconductor LiFeAs ,” *Phys. Rev. Lett.* **117**, 137001 (2016).
- [18] C. Wang, Z.-C. Wang, Y.-X. Mei, Y.-K. Li, L. Li, Z.-T. Tang, Y. Liu, P. Zhang, H.-F. Zhai, Z.-A. Xu, and G.-H. Cao, “A new ZrCuSiAs -type superconductor: ThFeAsN ,” *J. Am. Chem. Soc.* **138**, 2170 (2016).
- [19] S. Sanna, R. De Renzi, G. Lamura, C. Ferdeghini, A. Martinelli, A. Palenzona, M. Putti, M. Tropeano, and T. Shiroka, “Intrinsic ferromagnetic impurity phases in $\text{SmFeAsO}_{1-x}\text{F}_x$ detected by μSR ,” *J. Supercond. Nov. Magn.* **22**, 585–588 (2009).
- [20] G. Lamura, T. Shiroka, P. Bonfà, S. Sanna, R. De Renzi, F. Caglieris, M. R. Cimberle, S. Iimura, H. Hosono, and M. Putti, “Crossover between magnetism and superconductivity in LaFeAsO with low H-doping level,” *J. Phys.: Condens. Matter* **26**, 295701 (2014).
- [21] R. E. Walstedt and L. R. Walker, “Nuclear-resonance line shapes due to magnetic impurities in metals,” *Phys. Rev. B* **9**, 4857–4867 (1974).
- [22] R. Khasanov, H. Luetkens, A. Amato, H.-H. Klauss, Z.-A. Ren, J. Yang, W. Lu, and Z.-X. Zhao, “Muon spin rotation studies of $\text{SmFeAsO}_{0.85}$ and $\text{NdFeAsO}_{0.85}$ superconductors,” *Phys. Rev. B* **78**, 092506 (2008).
- [23] S. Sanna, R. De Renzi, G. Lamura, C. Ferdeghini, A. Palenzona, M. Putti, M. Tropeano, and T. Shiroka, “Magnetic-superconducting phase boundary of $\text{SmFeAsO}_{1-x}\text{F}_x$ studied via muon spin rotation: Unified behavior in a pnictide family,” *Phys. Rev. B* **80**, 052503 (2009).
- [24] M. A. Albedad, F. Nejdassattari, Z. M. Stadnik, Z.-C. Wang, C. Wang, and G.-H. Cao, “Absence of the stripe antiferromagnetic order in the new 30 K superconductor ThFeAsN ,” *J. Alloys Compd.* **695**, 1128–1136 (2017).
- [25] H. Luetkens, H.-H. Klauss, M. Kraken, F. J. Litterst, T. Dellmann, R. Klingeler, C. Hess, R. Khasanov, A. Amato, C. Baines, M. Kosmala, O. J. Schumann, M. Braden, J. Hamann-Borrero, N. Leps, A. Kontrat, G. Behr, J. Werner, and B. Büchner, “The electronic phase diagram of the $\text{LaO}_{1-x}\text{F}_x\text{FeAs}$ superconductor,” *Nature Mater.* **8**, 305–309 (2009).
- [26] S. Sanna, R. De Renzi, T. Shiroka, G. Lamura, G. Prando, P. Carretta, M. Putti, A. Martinelli, M. R. Cimberle, M. Tropeano, and A. Palenzona, “Nanoscale coexistence of magnetic and superconducting states within the FeAs layers of $\text{CeFeAsO}_{1-x}\text{F}_x$,” *Phys. Rev. B* **82**, 060508 (2010).
- [27] T. Shiroka, G. Lamura, S. Sanna, G. Prando, R. De Renzi, M. Tropeano, M. R. Cimberle, A. Martinelli, C. Bernini, A. Palenzona, R. Fittipaldi, A. Vecchione, P. Carretta, A. S. Siri, C. Ferdeghini, and M. Putti, “Long- to short-range magnetic order in fluorine-doped CeFeAsO ,” *Phys. Rev. B* **84**, 195123 (2011).
- [28] E. H. Brandt, “Properties of the ideal Ginzburg-Landau vortex lattice,” *Phys. Rev. B* **68**, 054506 (2003).
- [29] E. H. Brandt, “Muon spin rotation and the vortex lattice in superconductors,” *Physica B* **404**, 695–699 (2009).
- [30] J. E. Sonier, “Muon spin rotation studies of electronic excitations and magnetism in the vortex cores of superconductors,” *Rep. Prog. Phys.* **70**, 1717 (2007).
- [31] G.-H. Cao, Personal communication.
- [32] W. Barford and J. M. F. Gunn, “The theory of the measurement of the London penetration depth in uniaxial type II superconductors by muon spin rotation,” *Physica C* **156**, 515–522 (1988).
- [33] V. I. Fesenko, V. N. Gorbunov, and V. P. Smilga, “Analytical properties of muon polarization spectra in type-II superconductors and experimental data interpretation for mono- and polycrystalline HTSCs,” *Physica C* **176**, 551–558 (1991).
- [34] G. Wang and X. Shi, “Electronic structure and magnetism of ThFeAsN ,” *Europhys. Lett.* **113**, 67006 (2016).
- [35] David J. Singh, “ ThFeAsN in relation to other iron-based superconductors,” *J. Alloys Compd.* **687**, 786–789 (2016).
- [36] Y. J. Uemura, L. P. Le, G. M. Luke, B. J. Sternlieb, W. D. Wu, J. H. Brewer, T. M. Riseman, C. L. Seaman, M. B. Maple, M. Ishikawa, D. G. Hinks, J. D. Jorgensen, G. Saito, and H. Yamochi, “Basic similarities among cuprate, bismuthate, organic, Chevrel-phase, and heavy-fermion superconductors shown by penetration-depth measurements,” *Phys. Rev. Lett.* **66**, 2665–2668 (1991).
- [37] H.-J. Grafe, D. Paar, G. Lang, N. J. Curro, G. Behr, J. Werner, J. Hamann-Borrero, C. Hess, N. Leps, R. Klingeler, and B. Büchner, “ ^{75}As NMR studies of superconducting $\text{LaFeAsO}_{0.9}\text{F}_{0.1}$,” *Phys. Rev. Lett.* **101**, 047003 (2008).
- [38] Y. Nakai, S. Kitagawa, K. Ishida, Y. Kamihara, M. Hirano, and H. Hosono, “An NMR study on the F-doping evolution of the iron oxypnictide $\text{LaFeAs}(\text{O}_{1-x}\text{F}_x)$,” *New J. Phys.* **11**, 045004 (2009).
- [39] C. P. Slichter, *Principles of Magnetic Resonance*, 3rd ed. (Springer Verlag, Berlin, 1992).
- [40] T. Shiroka, N. Barbero, N. D. Zhigadlo, R. Khasanov, H.-R. Ott, and J. Mesot, “NMR study of the isoelectronically substituted $\text{LaFeAs}_{1-x}\text{P}_x\text{O}$ compounds,” (2017), to be published.
- [41] S. A. J. Kimber, A. Kreyssig, Y.-Z. Zhang, H. O. Jeschke, R. Valenti, F. Yokaichiya, E. Colombier, J. Yan, T. C. Hansen, T. Chatterji, R. J. McQueeney, P. C. Canfield, A. I. Goldman, and D. N. Argyriou, “Similarities between structural distortions under pressure and chemical doping in superconducting BaFe_2As_2 ,” *Nature Mater.* **8**, 471–475 (2009).
- [42] N. Barbero, T. Shiroka, S. Hohenstein, T. Shang, H.-R. Ott, and J. Mesot, “Evolution of ThFeAsN superconductivity under applied pressure,” (2017), to be published.
- [43] S. J. Blundell, “Spin-polarized muons in condensed matter physics,” *Contemp. Physics* **40**, 175–192 (1999).
- [44] Alain Yaouanc and Pierre Dalmas de Réotier, *Muon Spin Rotation, Relaxation, and Resonance: Applications to Condensed Matter* (Oxford University Press, Oxford, 2011).
- [45] T. Sato, S. Souma, K. Nakayama, K. Terashima, K. Sugawara, T. Takahashi, Y. Kamihara, M. Hirano, and H. Hosono, “Superconducting gap and pseudogap in iron-based layered superconductor $\text{La}(\text{O}_{1-x}\text{F}_x)\text{FeAs}$,” *J. Phys. Soc. Jpn.* **77**, 063708 (2008).
- [46] W. Buckel and R. Kleiner, *Superconductivity. Fundamentals and Applications*, 2nd ed. (Wiley-VCH, Berlin, 2004) Chap. 4.