

Energy Conservation in Optical Fibers with Distributed Brick-Walls Filters

Javier García, Hassan Ghazlan, *Member, IEEE*, and Gerhard Kramer, *Fellow, IEEE*

Abstract—A band-pass filtering scheme is proposed to mitigate spectral broadening and channel coupling in the Nonlinear Schrödinger (NLS) fiber optic channel. The scheme is modeled by modifying the NLS Equation to include an attenuation profile with multiple brick-wall filters centered at different frequencies. It is shown that this brick-walls profile conserves the total in-band energy of the launch signal. Furthermore, energy fluctuations between the filtered channels are characterized, and conditions on the channel spacings are derived that ensure energy conservation in each channel. The maximum spectral efficiency of such a system is derived, and a constructive rule for achieving it using Sidon sequences is provided.

Index Terms—Optical Kerr effect, Optical coupling, Energy conservation, Bandlimited communication

I. INTRODUCTION

The Nonlinear Schrödinger Equation (NLSE), which governs waveform propagation in fiber optic channels, exhibits signal-noise mixing and channel coupling that limit the achievable communication rates [1]. In this work, we consider a modified NLSE with a distributed brick-walls filter that controls spectral broadening. In practical terms, this channel is a limiting case of a system that includes band-pass filters at regular spacings along the fiber, and when the filter spacing tends to zero. We prove that this band-limited system is energy-preserving. We further characterize the energy fluctuations between the filtered channels and show that avoiding Four Wave Mixing (FWM) conserves the per-channel energy. More precisely, we place the channels using Sidon sequences, as done in [2], and we derive an asymptotic upper bound on the spectral efficiency.

The per-channel energy conservation suggests that filters placed at close spacings, or fibers with high attenuation outside the bands of interest, might increase communication rates at high powers. In fact, the lack of interference might allow pulse amplitude modulation rates to grow with launch power, avoiding the peak reported in [1]. However, our results do not prove this because we measure energy by integrating over all time, and this prevents us from characterizing temporal broadening due to dispersion. We currently lack the analysis tools for analyzing energy over finite time intervals.

Date of current version April 6, 2024. J. García was supported by the German Research Foundation under Grant KR 3517/8-1. H. Ghazlan was supported in part by a USC Annenberg Fellowship and in part by the National Science Foundation under Grant CCF-09-05235. G. Kramer was supported by an Alexander von Humboldt Professorship endowed by the German Federal Ministry of Education and Research.

J. García and G. Kramer are with the Institute for Communications Engineering (LNT), Technical University of Munich, 80333 Munich, Germany.

H. Ghazlan was with the Department of Electrical Engineering, University of Southern California, Los Angeles, CA 90089, USA. He is now with Intel Corporation, Hillsboro, OR 97124, USA.

This paper is organized as follows. Section II describes the channel model and the brick-walls filters. Section III proves total energy conservation, both in the frequency and time domains. Section IV characterizes the energy fluctuations between channels and gives a constructive rule for designing systems with per-channel energy conservation. Section V concludes the paper and gives directions for future work.

II. SYSTEM MODEL

Consider the slowly varying component $q(z, t)$ of an electrical field propagating along an optical fiber, where z is distance and t is time. The field obeys the Nonlinear Schrödinger equation (NLSE), which is expressed as [3, Eq. (2.3.46)]:

$$\frac{\partial}{\partial z} q(z, t) = -\frac{\alpha}{2} q(z, t) - j \frac{\beta_2}{2} \frac{\partial^2}{\partial t^2} q(z, t) + j \gamma |q(z, t)|^2 q(z, t) \quad (1)$$

where α is the attenuation coefficient, β_2 is the dispersion coefficient, and γ is the nonlinear coefficient. Taking the Fourier transform of (1), we obtain

$$\frac{\partial}{\partial z} Q(z, \omega) = \left(-\frac{\alpha(\omega)}{2} + j \frac{\beta_2}{2} \omega^2 \right) Q(z, \omega) + j \frac{\gamma}{4\pi^2} \cdot \int_{-\infty}^{\infty} \int_{-\infty}^{\infty} Q(z, \omega_1) Q^*(z, \omega_2) Q(z, \omega - \omega_1 + \omega_2) d\omega_2 d\omega_1 \quad (2)$$

where ω is the angular frequency, Q^* denotes the complex conjugate of Q , and

$$Q(z, \omega) = \int_{-\infty}^{\infty} q(z, t) e^{-j\omega t} dt. \quad (3)$$

To obtain (2), we used the standard result that a product of signals in the time domain becomes a convolution in the frequency domain. The convolution of two signals is

$$f(t) * g(t) = \int_{-\infty}^{\infty} f(\tau) g(t - \tau) d\tau. \quad (4)$$

The nonlinear term γ causes variations in the spectral occupancy of signals. In a system with band-pass filters at discrete positions along the fiber, every filter removes part of the energy of the signal. One idea to mitigate the loss is to make the spacing Δz between the filters small. We prove in Section III that, in the limit when $\Delta z \rightarrow 0$, the energy in the passband is preserved as the signal propagates along the fiber. An intuitive explanation is that, in a system with lumped filters at spacings Δz , the out-of-band energy produced by the nonlinearity grows in proportion to $(\Delta z)^2$ [J]. The energy loss

per unit distance is therefore linear in Δz [J/m], and goes to 0 as $\Delta z \rightarrow 0$.

In (2), we have allowed for a frequency-dependent attenuation profile $\alpha(\omega)$. One way to model the distributed filtering is to design $\alpha(\omega)$ to be small in the bands of interest, and very large outside them. In the ideal case, we have

$$\alpha(\omega) = \begin{cases} \alpha_0, & \omega \in \mathcal{S}; \\ \infty, & \text{otherwise} \end{cases} \quad (5)$$

where \mathcal{S} denotes a specified set of angular frequencies. We call (5) a *brick-walls attenuation profile*. The corresponding *brick-walls filter* for $\alpha_0 = 0$ is

$$H_{\mathcal{S}}(\omega) = \begin{cases} 1, & \omega \in \mathcal{S}; \\ 0, & \text{otherwise.} \end{cases} \quad (6)$$

For example, consider a generic WDM system with N channels. For each channel \mathcal{W}_n , $n \in \{1, \dots, N\}$, let $\bar{\omega}_n$ be its center frequency, and W_n its width. The band of interest is

$$\mathcal{W} = \bigcup_{n=1}^N \mathcal{W}_n \quad (7)$$

where

$$\mathcal{W}_n = \left\{ \omega : |\omega - \bar{\omega}_n| \leq \frac{W_n}{2} \right\} \quad (8)$$

and

$$\mathcal{W}_m \cap \mathcal{W}_n = \emptyset, \quad \text{if } m \neq n. \quad (9)$$

The channels are thus pairwise disjoint frequency intervals. The brick-walls filter $H(\omega) \triangleq H_{\mathcal{W}}(\omega)$ for $\alpha_0 = 0$ has an impulse response given by

$$h(t) = \sum_{n=1}^N \frac{W_n}{2\pi} e^{j\bar{\omega}_n t} \text{sinc}\left(\frac{W_n}{2\pi} t\right) \quad (10)$$

where $\text{sinc}(x) \triangleq \sin(\pi x)/(\pi x)$.

III. ENERGY CONSERVATION

We prove energy conservation in the frequency domain in Section III-A, and in the time domain in Section III-B. We write the energy in a frequency band \mathcal{S} as

$$E_{\mathcal{S}}(z) \triangleq \frac{1}{2\pi} \int_{\mathcal{S}} |Q(z, \omega)|^2 d\omega. \quad (11)$$

We write $q(z, t) \in L^2$ (or $Q(z, \omega) \in L^2$) if the signal energy $E(z) = E_{\mathbb{R}}(z)$ exists in the Lebesgue sense and $E(z) < \infty$. Let $\Re\{x\}$ and $\Im\{x\}$ be the real and imaginary parts of x , respectively.

A. Energy Conservation in the Frequency Domain

We characterize the energy evolution for a bounded $\alpha(\omega)$.

Lemma 1. *Let $Q(z, \omega) \in L^2$ be a signal propagating according to (2), with attenuation profile $\alpha(\omega) < \infty$. The signal energy $E(z)$ evolves in z according to*

$$\frac{d}{dz} E(z) \triangleq -\frac{1}{2\pi} \int_{-\infty}^{\infty} \alpha(\omega) |Q(z, \omega)|^2 d\omega. \quad (12)$$

Proof. Multiplying (2) by $Q^*(z, \omega)/(2\pi)$ and integrating over ω , we obtain

$$\begin{aligned} & \frac{1}{2\pi} \int_{-\infty}^{\infty} Q^*(z, \omega) \frac{\partial}{\partial z} Q(z, \omega) d\omega \\ &= \frac{1}{2\pi} \int_{-\infty}^{\infty} \left(-\frac{\alpha(\omega)}{2} + j\frac{\beta_2}{2} \omega^2 \right) |Q(z, \omega)|^2 d\omega + j\frac{\gamma}{\pi} I_{\mathbb{R}}(z) \end{aligned} \quad (13)$$

where, for a set \mathcal{S} , we defined

$$\begin{aligned} I_{\mathcal{S}}(z) &= \frac{1}{4\pi^2} \int_{\mathcal{S}} \int_{-\infty}^{\infty} \int_{-\infty}^{\infty} Q(z, \omega_1) Q^*(z, \omega_2) \\ &\quad \cdot Q(z, \omega - \omega_1 + \omega_2) Q^*(z, \omega) d\omega_1 d\omega_2 d\omega \\ &= \frac{1}{4\pi^2} \int_{-\infty}^{\infty} [Q(z, \omega_3) * Q(z, \omega_3)] \\ &\quad \cdot [Q_{\mathcal{S}}(z, \omega_3) * Q(z, \omega_3)]^* d\omega_3 \end{aligned} \quad (14)$$

where $*$ denotes convolution in ω_3 . We used $\omega_3 = \omega + \omega_2$, and defined $Q_{\mathcal{S}}(z, \omega) = H_{\mathcal{S}}(\omega)Q(z, \omega)$. Taking real parts of (13), and using $\Im\{I_{\mathbb{R}}(z)\} = 0$, we obtain (12). \square

Theorem 2. *Let $Q(z, \omega) \in L^2$ be the Fourier transform of a bounded signal propagating according to (2), with attenuation profile (5) and $\alpha_0 \geq 0$. Then the signal has no energy outside the band \mathcal{W} for $z > 0$:*

$$E_{\overline{\mathcal{W}}}(z) = 0, \quad z > 0 \quad (15)$$

where $\overline{\mathcal{W}}$ is the complement of \mathcal{W} in \mathbb{R} . Furthermore, the signal energy $E(z)$ evolves in z according to

$$E(z) = E_{\mathcal{W}}(0) e^{-\alpha_0 z}. \quad (16)$$

Proof. Let $\alpha_1 > 0$ and consider the attenuation profile

$$\alpha(\omega) = \begin{cases} \alpha_0, & \omega \in \mathcal{W} \\ \alpha_1, & \text{otherwise.} \end{cases} \quad (17)$$

Substituting (17) in (12), we have

$$\frac{d}{dz} E(z) = -\alpha_0 E_{\mathcal{W}}(z) - \alpha_1 E_{\overline{\mathcal{W}}}(z). \quad (18)$$

Multiplying (2) by $Q^*(z, \omega)/(2\pi)$, integrating over $\omega \in \overline{\mathcal{W}}$ and taking real part, we obtain

$$\frac{d}{dz} E_{\overline{\mathcal{W}}}(z) = -\alpha_1 E_{\overline{\mathcal{W}}}(z) - \frac{\gamma}{\pi} \Im\{I_{\overline{\mathcal{W}}}(z)\}. \quad (19)$$

By assumption, the time-domain signal $q(z, t)$ is bounded. Let $|q(z, t)| \leq q_{\max}$. We have

$$\begin{aligned} |I_{\overline{\mathcal{W}}}(z)| &= \left| \int_{-\infty}^{\infty} [H_{\overline{\mathcal{W}}}(\omega) Q^*(z, \omega)] \left[\frac{1}{4\pi^2} \int_{-\infty}^{\infty} \int_{-\infty}^{\infty} Q(z, \omega_1) \right. \right. \\ &\quad \cdot Q^*(z, \omega_2) Q(z, \omega - \omega_1 + \omega_2) d\omega_1 d\omega_2 \Big] d\omega \Big| \\ &\stackrel{(a)}{=} 2\pi \left| \int_{-\infty}^{\infty} q_{\overline{\mathcal{W}}}^*(z, t) |q(z, t)|^2 q(z, t) dt \right| \end{aligned} \quad (20)$$

where $q_{\overline{\mathcal{W}}}(z, t)$ is the inverse Fourier transform of $Q_{\overline{\mathcal{W}}}(z, \omega)$, and (a) follows from Plancherel's formula [4, Eq. (2.1.2)]

$$2\pi \int_{-\infty}^{\infty} x(t) y^*(t) dt = \int_{-\infty}^{\infty} X(\omega) Y^*(\omega) d\omega. \quad (21)$$

Using the standard result $|\langle x, y \rangle| \leq \|x\| \|y\|$, we obtain

$$\begin{aligned} |I_{\mathcal{W}}(z)| &\stackrel{(b)}{\leq} 2\pi \sqrt{\int_{-\infty}^{\infty} |q_{\mathcal{W}}(z, t)|^2 dt \int_{-\infty}^{\infty} |q(z, t)|^6 dt} \\ &\leq 2\pi \sqrt{\int_{-\infty}^{\infty} |q_{\mathcal{W}}(z, t)|^2 dt \int_{-\infty}^{\infty} q_{\max}^4 |q(z, t)|^2 dt} \\ &\leq 2\pi q_{\max}^2 \sqrt{E(0)} \sqrt{E_{\mathcal{W}}(z)}. \end{aligned} \quad (22)$$

The last inequality follows from (18) and $\alpha(\omega) \geq 0$, so that $E(z) \leq E(0)$ for $z \geq 0$. Using (22) and $-\Im\{x\} \leq |x|$, we upper bound (19) as

$$\frac{d}{dz} E_{\mathcal{W}}(z) \leq -\alpha_1 E_{\mathcal{W}}(z) + 2|\gamma| q_{\max}^2 \sqrt{E(0)} \sqrt{E_{\mathcal{W}}(z)}. \quad (23)$$

The solutions to a differential inequality can be bounded by the solution to the corresponding equality [5, p. 7]. This yields

$$\begin{aligned} E_{\mathcal{W}}(z) &\leq E_{\mathcal{W}}(0) e^{-\alpha_1 z} \\ &\quad + \frac{4|\gamma| q_{\max}^2 \sqrt{E(0)} \sqrt{E_{\mathcal{W}}(0)}}{\alpha_1} e^{-\frac{\alpha_1}{2} z} \left(1 - e^{-\frac{\alpha_1}{2} z}\right) \\ &\quad + \frac{4|\gamma|^2 q_{\max}^4 E(0)}{\alpha_1^2} \left(1 - e^{-\frac{\alpha_1}{2} z}\right)^2. \end{aligned} \quad (24)$$

Letting $\alpha_1 \rightarrow \infty$ proves (15), and therefore $E(z) = E_{\mathcal{W}}(z)$ for $z > 0$. From (24), we have $\lim_{\alpha_1 \rightarrow \infty} \alpha_1 E_{\mathcal{W}}(z) = 0$. Using this in (18) proves (16). \square

Theorem 2 shows that if the launch signal has energy inside \mathcal{W} only, then there is no energy loss due to the filters. The exponential energy loss is due to attenuation only.

B. Energy Conservation in the Time Domain

Consider next the time domain approach. Adding the frequency dependence of α to (1), we obtain

$$\begin{aligned} \frac{\partial}{\partial z} q(z, t) &= -\frac{1}{2} a(t) * q(z, t) - j \frac{\beta_2}{2} \frac{\partial^2}{\partial t^2} q(z, t) \\ &\quad + j\gamma |q(z, t)|^2 q(z, t) \end{aligned} \quad (25)$$

where $a(t)$ is the inverse Fourier transform of $\alpha(\omega)$.

Theorem 3. Let $q(z, t) \in L^2$ be a bounded signal propagating according to (25), with brick-walls attenuation profile (5). Then the signal energy

$$E(z) = \int_{-\infty}^{\infty} |h(t) * q(z, t)|^2 dt \quad (26)$$

evolves in z according to

$$E(z) = E_{\mathcal{W}}(0) e^{-\alpha_0 z}, \quad z > 0. \quad (27)$$

Proof. We use a split-step approximation. We write (25) as

$$\frac{\partial}{\partial z} q(z, t) = (\hat{D} + \hat{A} + \hat{N}) q(z, t) \quad (28)$$

where $\hat{N} = j\gamma |q(z, t)|^2$, $\hat{A} = -\frac{1}{2} a(t) *$, and $\hat{D} = -j \frac{\beta_2}{2} \frac{\partial^2}{\partial t^2}$ are the nonlinearity, attenuation and dispersion operators,

respectively. Consider a small step Δz . The solution of (28) is

$$\begin{aligned} q(z + \Delta z, t) &= e^{\Delta z (\hat{D} + \hat{A} + \hat{N})} q(z, t) \\ &\approx e^{\Delta z \hat{D}} e^{\Delta z \hat{A}} e^{\Delta z \hat{N}} q(z, t) \end{aligned} \quad (29)$$

where the approximation is valid up to first order in Δz [3, p. 48]. Consider the dispersion step:

$$q(z + \Delta z, t) \triangleq \hat{F}^{-1} e^{j\Delta z \frac{\beta_2}{2} \omega^2} \hat{F} q_a(z, t) \quad (30)$$

where $q_a(z, t) \triangleq e^{\Delta z \hat{A}} e^{\Delta z \hat{N}} q(z, t)$, and \hat{F} applies a Fourier transform. This step causes only phase shifts in the frequency domain which conserve the energy:

$$E(z + \Delta z) = \int_{-\infty}^{\infty} |q(z + \Delta z, t)|^2 dt = \int_{-\infty}^{\infty} |q_a(z, t)|^2 dt. \quad (31)$$

Consider now the nonlinearity and attenuation steps:

$$q_a(z, t) = e^{-\frac{\alpha_0}{2} \Delta z} h(t) * \left[q(z, t) e^{j\gamma \Delta z |q(z, t)|^2} \right] \quad (32)$$

and

$$\begin{aligned} \int_{-\infty}^{\infty} |q_a(z, t)|^2 dt &= \int_{-\infty}^{\infty} \int_{-\infty}^{\infty} \int_{-\infty}^{\infty} q(z, t_1) q^*(z, t_2) \\ &\quad \cdot e^{\Delta z [j\gamma (|q(z, t_1)|^2 - |q(z, t_2)|^2)]} \\ &\quad \cdot e^{-\Delta z \alpha_0} h(t - t_1) h^*(t - t_2) dt_2 dt_1 dt. \end{aligned} \quad (33)$$

As $q(z, t)$ is band-limited to \mathcal{W} for $z > 0$, we have

$$E(z) = \int_{-\infty}^{\infty} |q(z, t)|^2 dt. \quad (34)$$

The derivative of the energy is

$$\begin{aligned} \frac{d}{dz} E(z) &= \lim_{\Delta z \rightarrow 0} \frac{E(z + \Delta z) - E(z)}{\Delta z} \\ &= \lim_{\Delta z \rightarrow 0} \int_{-\infty}^{\infty} \int_{-\infty}^{\infty} \int_{-\infty}^{\infty} q(z, t_1) q^*(z, t_2) \\ &\quad \cdot \frac{e^{\Delta z [-\alpha_0 + j\gamma (|q(z, t_1)|^2 - |q(z, t_2)|^2)]} - 1}{\Delta z} \\ &\quad \cdot h(t - t_1) h^*(t - t_2) dt_2 dt_1 dt \\ &= -\alpha_0 E(z) + I_1 + I_1^* \end{aligned} \quad (35)$$

where we used $\lim_{\Delta z \rightarrow 0} (e^{b\Delta z} - 1) / \Delta z = b$ and

$$\begin{aligned} I_1 &= j\gamma \int_{-\infty}^{\infty} \int_{-\infty}^{\infty} q(z, t_1) |q(z, t_1)|^2 h(t - t_1) \\ &\quad \cdot \left[\int_{-\infty}^{\infty} q(z, t_2) h(t - t_2) dt_2 \right]^* dt_1 dt. \end{aligned} \quad (36)$$

In (35) we used the boundedness of $q(z, t)$ to ensure that the integrand is bounded by an integrable function, and therefore the limit operator can be moved inside the integrals [6, Thm. 10.21]. The integral in square brackets in (36) is $h(t) * q(z, t)$.

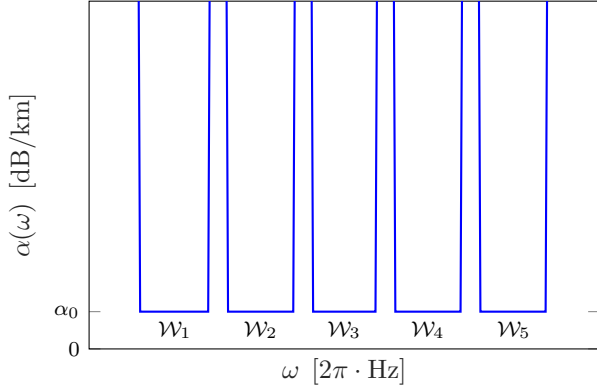


Figure 1. Brick-walls attenuation profile.

As $q(z, t)$ is inside the passband \mathcal{W} of the brick-walls filter $h(t)$, the result of this convolution is exactly $q(z, t)$. Using $h(t) = h^*(-t)$, we obtain

$$\begin{aligned} I_1 &= j\gamma \int_{-\infty}^{\infty} q(z, t_1) |q(z, t_1)|^2 \int_{-\infty}^{\infty} h^*(t_1 - t) q^*(z, t) dt dt_1 \\ &= j\gamma \int_{-\infty}^{\infty} |q(z, t_1)|^4 dt_1. \end{aligned} \quad (37)$$

Substituting (37) into (35) proves (27). \square

Remark 1. The preservation of energy suggests that capacity should grow with power. However, the variable $E(z)$ is defined based on an infinite time interval, allowing only one channel use. We thus require a more precise result on the energy in a finite time interval to be able to make a statement about the channel capacity.

IV. ENERGY FLUCTUATIONS BETWEEN CHANNELS

A. General Expression for Energy Fluctuations

We have so far established energy conservation in a system with brick-walls attenuation profile (5) and $\alpha_0 = 0$. Figure 1 shows $\alpha(\omega)$ for a 5-channel system, where the attenuation is α_0 in the bands \mathcal{W}_n , and ∞ outside them. We now characterize the energy per WDM channel. Consider the signal

$$Q_n(z, \omega) = H_n(\omega) Q(z, \omega) \quad (38)$$

in channel \mathcal{W}_n , where $H_n(\omega) \triangleq H_{\mathcal{W}_n}(\omega)$.

Theorem 4. Let $Q(z, \omega) \in L^2$ be a bounded frequency-domain signal propagating according to (2) with the brick-walls attenuation profile (5). Then the energy $E_{\mathcal{W}_n}(z)$ in channel $\mathcal{W}_n, n \in \{1, \dots, N\}$, evolves in z according to

$$\begin{aligned} \frac{d}{dz} E_{\mathcal{W}_n}(z) &= -\alpha_0 E_{\mathcal{W}_n}(z) - \frac{\gamma}{4\pi^3} \Im \left\{ \int_{-\infty}^{\infty} [Q(z, \omega_3) * Q(z, \omega_3)] \cdot [Q_n(z, \omega_3) * Q(z, \omega_3)]^* d\omega_3 \right\} \end{aligned} \quad (39)$$

where the convolutions are in ω_3 .

Proof. The proof follows the same steps as the proof of Theorem 1. \square

Theorem 4 implies that the energy per channel is *not necessarily conserved*, even if $\alpha_0 = 0$.

B. Example: Three-Tone System

To illustrate the implications of Theorem 4, suppose we use $N = 3$ vanishingly thin channels (tones) with spacing $\Delta\omega$:

$$\alpha_0 = 0; \bar{\omega}_1 = -\Delta\omega; \bar{\omega}_2 = 0; \bar{\omega}_3 = \Delta\omega; W_n \rightarrow 0. \quad (40)$$

The three-tone system is the limit of three modulated rectangular pulses when their duration T goes to infinity:

$$\begin{aligned} Q(z, \omega) &= \lim_{T \rightarrow \infty} 2\pi Q_1(z) \delta_T(\omega + \Delta\omega) + 2\pi Q_2(z) \delta_T(\omega) \\ &\quad + 2\pi Q_3(z) \delta_T(\omega - \Delta\omega) \end{aligned} \quad (41)$$

where

$$\delta_T(\omega) = \frac{T}{2\pi} \text{sinc}\left(\frac{T}{2\pi}\omega\right). \quad (42)$$

We have $\delta_T(\omega) * \delta_T(\omega) = \delta_T(\omega)$, $\int_{-\infty}^{\infty} |\delta_T(\omega)|^2 d\omega = T/(2\pi)$, and we compute the power of the tones to be

$$P_{\mathcal{W}_n}(z) = \lim_{T \rightarrow \infty} \frac{E_{\mathcal{W}_n}(z)}{T} = |Q_n(z)|^2. \quad (43)$$

Substituting (41) in (2), we obtain the FWM equations for the evolution of each tone. For ω_1 we have

$$\begin{aligned} \frac{d}{dz} Q_1(z) &= -j\frac{\beta_2}{2} Q_1(z) + j\gamma \left[|Q_1(z)|^2 Q_1(z) \right. \\ &\quad \left. + 2(|Q_2(z)|^2 + |Q_3(z)|^2) Q_1(z) + Q_1(z) Q_2^*(z) Q_3(z) \right]. \end{aligned} \quad (44)$$

Multiplying (44) by $Q_1^*(z)$ and taking real parts, we have

$$\begin{aligned} \frac{d}{dz} P_{\mathcal{W}_1}(z) &= -2\gamma \Im \left\{ |Q_1(z)|^4 + 2|Q_2(z)|^2 |Q_1(z)|^2 \right. \\ &\quad \left. + 2|Q_3(z)|^2 |Q_1(z)|^2 + Q_1^*(z) Q_2(z)^2 Q_3^*(z) \right\} \\ &= -2\gamma \Im \left\{ Q_1^*(z) Q_2(z)^2 Q_3^*(z) \right\}. \end{aligned} \quad (45)$$

Only the FWM term $Q_1^*(z) Q_2(z)^2 Q_3^*(z)$ affects the signals' powers. The self-phase modulation (SPM) term $|Q_1(z)|^4$ and the cross-phase modulation (XPM) terms $2|Q_2(z)|^2 |Q_1(z)|^2$ and $2|Q_3(z)|^2 |Q_1(z)|^2$ affect only the signals' phases. The power evolutions for the other channels are

$$\begin{aligned} \frac{d}{dz} P_{\mathcal{W}_2}(z) &= -4\gamma \Im \left\{ Q_1(z) Q_2^*(z)^2 Q_3(z) \right\} \\ \frac{d}{dz} P_{\mathcal{W}_3}(z) &= -2\gamma \Im \left\{ Q_1^*(z) Q_2(z)^2 Q_3^*(z) \right\}. \end{aligned} \quad (46)$$

We see that the total power of the system is conserved:

$$d[P_{\mathcal{W}_1}(z) + P_{\mathcal{W}_2}(z) + P_{\mathcal{W}_3}(z)]/dz = 0. \quad (47)$$

Remark 2. In a two-tone system, the power in each channel is conserved. This can be shown by setting $Q_3(z) = 0$.

C. Conditions for Per-Channel Energy Conservation

Definition 1. A system with attenuation profile (5) is energy-decoupled if, for any bounded launch signal $Q(0, \omega) \in L^2$ and for each channel n , the evolution of its energy $E_{\mathcal{W}_n}(z)$ is the same as if only that channel were present in the system:

$$E_{\mathcal{W}_n}(z) = E_{\mathcal{W}_n}(0)e^{-\alpha_0 z} \quad \forall Q(0, \omega), \forall n. \quad (48)$$

Otherwise, the system is said to be energy coupled.

Equation (45) suggests that energy coupling is caused by the FWM terms. This motivates us to try to avoid FWM in order to ensure energy decoupling, as also done in [2]. We use the standard definition of the sum of sets:

$$\mathcal{W}_{n_1} + \mathcal{W}_{n_2} = \{\omega_{n_1} + \omega_{n_2} : \omega_{n_1} \in \mathcal{W}_{n_1}, \omega_{n_2} \in \mathcal{W}_{n_2}\}. \quad (49)$$

Lemma 5. Let \mathcal{W} be a multi-channel frequency band as defined in (7). Then the NLSE system (2) with attenuation profile (5) is energy-decoupled (48) if and only if

$$(\mathcal{W}_{n_1} + \mathcal{W}_{n_2}) \cap (\mathcal{W}_n + \mathcal{W}_{n_3}) = \emptyset, \quad \forall \{n_1, n_2\} \neq \{n, n_3\}. \quad (50)$$

The notation $\forall \{n_1, n_2\} \neq \{n, n_3\}$ allows any n_1, n_2, n and n_3 in $\{1, \dots, N\}$ such that $(n_1, n_2) \neq (n, n_3)$ and $(n_1, n_2) \neq (n_3, n)$, where (a, b) denotes an ordered pair. For example,

$$(n_1, n_2) = (1, 1), \quad (n, n_3) = (1, 2) \quad (51)$$

is allowed, but

$$(n_1, n_2) = (1, 2), \quad (n, n_3) = (2, 1) \quad (52)$$

is not.

Proof. Substituting $Q(z, \omega) = \sum_{n'=1}^N Q_{n'}(z, \omega)$ in (39), the condition to prevent energy coupling is

$$\Im \left\{ \sum_{n_1=1}^N \sum_{n_2=1}^N \sum_{n_3=1}^N I_{n_1 n_2 n_3} \right\} = 0, \quad \forall n \in \{1, \dots, N\} \quad (53)$$

where

$$I_{n_1 n_2 n_3} \triangleq \int_{-\infty}^{\infty} [Q_{n_1}(z, \omega) * Q_{n_2}(z, \omega)] \cdot [Q_n(z, \omega) * Q_{n_3}(z, \omega)]^* d\omega. \quad (54)$$

The terms with $\{n_1, n_2\} = \{n, n_3\}$ are real-valued. If (50) is true, then all the other terms are products of convolutions that do not overlap in frequency, which implies (48).

To prove that (48) implies (50), suppose that (50) is false, i.e., there is a choice of $\{m_1, m_2\} \neq \{m, m_3\}$ for which

$$(\mathcal{W}_{m_1} + \mathcal{W}_{m_2}) \cap (\mathcal{W}_m + \mathcal{W}_{m_3}) \neq \emptyset. \quad (55)$$

Choose $\omega_{m_1} \in \mathcal{W}_{m_1}$, $\omega_{m_2} \in \mathcal{W}_{m_2}$, $\omega_m \in \mathcal{W}_m$, $\omega_{m_3} \in \mathcal{W}_{m_3}$, such that

$$\omega_{m_1} + \omega_{m_2} = \omega_m + \omega_{m_3}. \quad (56)$$

Now consider $n = m$ in (53), and choose the following four-tone launch signal:

$$Q_n(0, \omega) = \begin{cases} \delta(\omega - \omega_n), & \text{if } n \in \{m_1, m_2, m_3\} \\ & \text{and } n \neq m \\ e^{-j\pi/8} \delta(\omega - \omega_n), & \text{if } n = m \\ 0, & \text{otherwise.} \end{cases} \quad (57)$$

The sum (53) has 64 terms. We call $I_{n_1 n_2 m n_3}$ an *overlapping term* if $\omega_{n_1} + \omega_{n_2} = \omega_m + \omega_{n_3}$, and a *non-overlapping term* otherwise. Non-overlapping terms are equal to 0. We consider groups of terms $I_{n_1 n_2 m n_3}$ with nonnegative imaginary part.

- *Case 1)* The 27 terms of the form $I_{n_1 n_2 m n_3}$, where $n_1, n_2, n_3 \neq m$: these terms are equal to $\exp(j\pi/8)$ if they are overlapping, with positive imaginary part.
- *Case 2)* The 9 terms of the form $I_{n_1 n_2 m m}$ where $n_1, n_2 \neq m$ and $n_3 = m$: these terms are equal to $\exp(j\pi/4)$ if they are overlapping, with positive imaginary part.
- *Case 3)* The 18 terms of the form $I_{m n_2 m n_3}$ or $I_{n_1 m m n_3}$ where $n_3 \neq m$, and either $n_1 = m$ or $n_2 = m$: these terms are equal to 1 if they are overlapping.
- *Case 4)* The 9 terms where only one of n_1, n_2, n_3 is not equal to m : these terms form the following groups:

$$I_{m m m n_3} + I_{m n_3 m m} + I_{n_3 m m m} = 2I_{n_3 m m m} + I_{n_3 m m m}^*$$

where $I_{n_3 m m m} = \exp(j\pi/8)$ if it is overlapping. The imaginary part is again positive.

- *Case 5)* The term $I_{m m m m} = 1$.

This list shows that all the terms of the sum (53) have either positive or zero imaginary part. If any term in Cases 1, 2 or 4 is overlapping, then the sum has positive imaginary part and the proof is complete. Case 5 is not included in (50). If only terms of Case 3 are overlapping, then we have an overlapping term $I_{m n_2 m n_3}$ with $n_2 \neq n_3$ (if $n_2 = n_3$, the term is again not included in (50)). But then $I_{n_2 m n_3 m}$ is an overlapping term of Case 1, and thus (53) is not satisfied for $n = n_3$. This completes the proof: if any overlapping term exists, then the per-channel energy is not conserved. \square

Remark 3. Condition (50) in a system with distributed filtering ensures the absence of FWM, and thus ensures per-channel energy conservation. However, interaction between channels still occurs due to XPM.

D. Spectral Efficiency of an Energy-Decoupled System

Energy-decoupled systems have the potential to encode information in the energy of each channel and communicate without inter-channel interference. We develop an upper bound on the *spectral filling efficiency*

$$\eta(N) = \frac{\sum_{n=1}^N W_n}{\max \mathcal{W} - \min \mathcal{W}} \quad (58)$$

of an energy-decoupled system. We consider only systems with equal channel widths $W_n = W$, $\forall n$. Suppose $\bar{\omega}_1 = 0.5W$, and let $m_n = 1 + (\bar{\omega}_n - 0.5W)/(2W)$, so that we have

$$\mathcal{W}_n = [(2m_n - 2)W, (2m_n - 1)W], \quad m_n \geq 1. \quad (59)$$

From (50) and (59), the condition for energy-decoupling is

$$|(m_{n_1} + m_{n_2}) - (m_n + m_{n_3})| \geq 1, \quad \forall \{n_1, n_2\} \neq \{n, n_3\} \quad (60)$$

i.e., all pairwise sums of m_n differ by at least 1. This condition was derived in [2] to ensure the absence of FWM. The case

where the m_n are constrained to be integers was also addressed in [2]; in this case (m_n) is a Sidon sequence [7] which satisfies

$$m_{n_1} + m_{n_2} \neq m_{n_3} + m_{n_4}, \forall \{n_1, n_2\} \neq \{n_3, n_4\}. \quad (61)$$

In an energy-decoupled system, the m_n in (59) must form a sequence of real numbers satisfying (60). We call this a \mathbb{R} -Sidon sequence.

The question remains how efficiently the spectrum can be filled with this method. For integer k , let $N(k)$ be the length of the longest \mathbb{R} -Sidon sequence with elements in $\{1, \dots, k\}$:

$$N(k) = \max_{(m_n)} N \text{ s.t. } \begin{cases} m_n \in \{1, \dots, k\} \forall n \in \{1, \dots, N\} \\ (m_n)_{n=1}^N \text{ is a } \mathbb{R}\text{-Sidon sequence.} \end{cases} \quad (62)$$

Lemma 6.

$$\limsup_{k \rightarrow \infty} \frac{N(k)}{\sqrt{k}} \leq 1. \quad (63)$$

Proof. Erdős proved (63) for Sidon sequences [8]. We extend the proof to \mathbb{R} -Sidon sequences. Consider the sequence (m_n) , with $1 \leq m_1 < \dots < m_N \leq k$, and which satisfies (60). Consider a positive integer $a \leq k$, and define the intervals:

$$\mathcal{I}_u \triangleq [u - a, u], \quad u \in \{1, 2, \dots, k + a\}. \quad (64)$$

Let M_u be the number of m_i 's in \mathcal{I}_u . As each m_i occurs in a intervals, we have

$$\sum_{u=1}^{k+a} M_u = Na. \quad (65)$$

Let $P_u = M_u(M_u - 1)/2$ be the number of pairs (m_i, m_j) , $i < j$ in interval \mathcal{I}_u . Using (65) and

$$\sum_{u=1}^{k+a} M_u^2 \geq \frac{1}{k+a} \left(\sum_{u=1}^{k+a} M_u \right)^2 \quad (66)$$

we have

$$N_p \triangleq \sum_{u=1}^{k+a} P_u \geq \frac{1}{2} Na \left(\frac{Na}{k+a} - 1 \right). \quad (67)$$

For $i < j$, consider the differences $d_{i,j} = m_j - m_i$. By (60), the distance between any two $d_{i,j}$ must be at least 1. Let r be an integer. If there is one $d_{i,j}$ in $[r, r+1)$, then set $d_r = d_{i,j}$; if not, set $d_r = a$. Note that $d_r \geq r$. Let $M_{i,j}$ be the number of intervals \mathcal{I}_u that contain the pair (m_i, m_j) . We have

$$\begin{aligned} N_p &= \sum_{(i,j): d_{i,j} \leq a} M_{i,j} \stackrel{(a)}{\leq} \sum_{r=1}^{a-1} [a - d_r] \\ &\leq \sum_{r=1}^{a-1} (a + 1 - r) = \frac{1}{2}(a+2)(a-1) \end{aligned} \quad (68)$$

where (a) holds because, for $d_{i,j} \leq a$, we have $M_{i,j} \leq [a - d_{i,j}]$. Combining (67) with (68), we obtain

$$N \left(\frac{Na}{k+a} - 1 \right) \leq \frac{(a+2)(a-1)}{a} \quad (69)$$

which implies

$$N \leq \frac{1}{2} \left(1 + \frac{k}{a} \right) + \sqrt{\frac{1}{4} \left(1 + \frac{k}{a} \right)^2 + \frac{(a+2)(a-1)(k+a)}{a^2}}. \quad (70)$$

Choosing $a = \lceil k^{3/4} \rceil$, we have $N = \sqrt{k} + \mathcal{O}(k^{3/8})$, which proves the lemma. \square

The asymptotic bound (63) is achieved by Bose's construction of Sidon sequences [9]. When N is a prime power, let \mathbb{F}_N be the finite field of size N , and θ a generator of the extended field \mathbb{F}_{N^2} (a root of an irreducible polynomial $p(x)$ of degree 2 in \mathbb{F}_N). For a set S , let (S) be the sequence that contains the elements of S in increasing order. The Bose sequence

$$\mathcal{M}_{\text{Bose}}(N) \triangleq (\{m \in \{1, \dots, N^2 - 1\} : \theta^m - \theta \in \mathbb{F}_N\}) \quad (71)$$

is a Sidon sequence. For example, for $N = 11$ and $p(x) = x^2 + x + 7$, we choose $\theta = x$ and obtain

$$\mathcal{M}_{\text{Bose}}(N) = (1, 6, 22, 62, 68, 69, 71, 88, 99, 103, 113). \quad (72)$$

If N is not a prime power, then we use the next prime power and truncate the resulting sequence. As $N(k) = |\mathcal{M}_{\text{Bose}}(N)| = N$ [10, p. 597], and $\max\{\mathcal{M}_{\text{Bose}}(N)\} \leq N^2 - 1$, Bose's construction achieves the upper bound (63):

$$\lim_{k \rightarrow \infty} \frac{N(k)}{\sqrt{k}} = \lim_{N \rightarrow \infty} \frac{N}{\sqrt{\max \mathcal{M}_{\text{Bose}}(N)}} = 1. \quad (73)$$

Remark 4. Integer-valued Bose sequences achieve the asymptotic upper bound (63). Therefore, the m_n are constrained to be integers in the following.

Remark 5. For small N , there are Sidon sequences with smaller k than the Bose sequences. The optimal sequences for $N \leq 16$ are listed in [11] and references therein.

At this point, we are ready to bound the maximum spectral filling efficiency of an energy-decoupled system.

Theorem 7. Let \mathcal{W} be a multi-channel frequency band, as defined in (7), with constant channel widths $W_n = W$. Furthermore, let \mathcal{W} be such that the NLSE system (2) with attenuation profile (5) is energy-decoupled, i.e., \mathcal{W} fulfills (50). Then the optimal spectral filling efficiency (58) for N channels belongs to $\mathcal{O}(1/N)$ and we have

$$\lim_{N \rightarrow \infty} \eta(N)N = \frac{1}{2}. \quad (74)$$

Proof. The spectral filling efficiency of (59) is

$$\eta(N(k)) = \frac{N(k)W}{(2k-1)W}. \quad (75)$$

Multiplying by $N(k)$ and using (73), we obtain (74). \square

Theorem 7 proves that a N -channel energy-decoupled system with uniform channel width W can asymptotically fill at most a fraction $1/(2N)$ of the spectrum. A system with unequal channel widths might be able to achieve better spectral efficiency. For $N = 2$ and $N = 3$, standard optimization

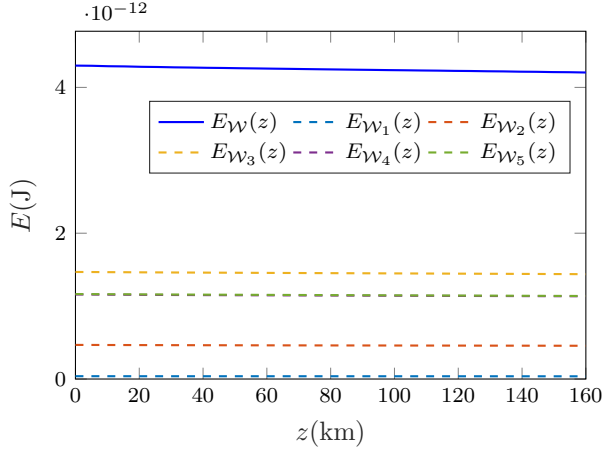


Figure 2. Energy evolution in a 5-channel system using a Sidon sequence and filters every 10 km.

techniques show that equal width channels maximize the spectral efficiency. For $N > 3$, the *largest* channel width must be less than or equal to the *smallest* empty space between channels (to see this, let $n_1 = n$ be the largest channel, and n_2 and n_3 be the two closest channels in (50)). Systems with equal channel widths have all widths equal to the minimum spacing. This does not guarantee optimal spectral efficiency, but leads us to believe that allowing unequal widths gives small improvements only.

E. Numerical Results

Consider a 5-channel system with dispersion coefficient, $\beta_2 = -21.667 \text{ ps}^2/\text{km}$, nonlinear coefficient $\gamma = 1.2578 \text{ W}^{-1}\text{km}^{-1}$, and channel bandwidth $W/(2\pi) = 1 \text{ GHz}$. To demonstrate the practical use of the scheme, we drop the assumption of ideal distributed filtering and use brick-wall filters (6) every $\Delta z = 10 \text{ km}$. In a first numerical experiment, the channels are placed according to the densest Sidon sequence: $(1, 2, 5, 10, 12)$, i.e., their centers are at

$$\bar{\omega}_n = (0.5W, 2.5W, 8.5W, 18.5W, 22.5W). \quad (76)$$

In a second experiment, the channels are uniformly spaced in frequency in the same bandwidth of $23W$. A scaled root raised cosine pulse with roll-off factor of $\beta = 0.15$ and total bandwidth W is sent in each channel. The five scaling factors are chosen randomly to have the respective phases $\{-2.397, -0.217, 2.065, 2.937, 3.003\}$ rad and pulse energies $\{0.039, 0.468, 1.469, 1.160, 1.166\}$ pJ.

Due to the finite filter spacing, some of the launch energy is lost during propagation. In the Sidon system (Figure 2), 2.2% of the energy is lost, but the energy per channel stays approximately constant. In the uniform system (Figure 3), the energy loss is 0.98%, but the energy fluctuations between channels are apparent.

V. CONCLUSION

We have proposed a distributed filtering approach to mitigate spectral broadening in the NLSE. We have proved that

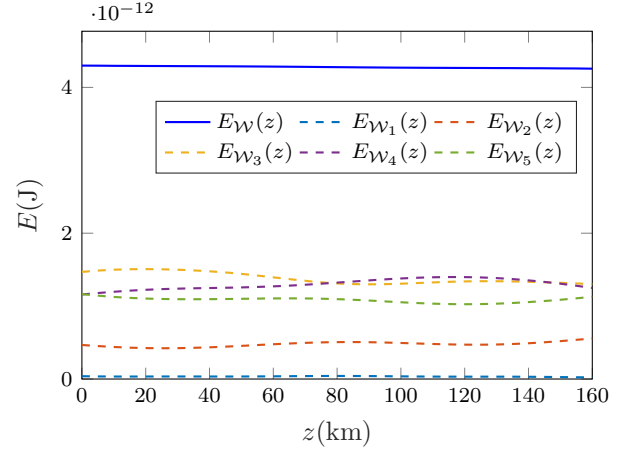


Figure 3. Energy evolution in a 5-channel system with uniform channel spacing in frequency and filters every 10 km.

the new model preserves energy, thus establishing an invariant that can be useful for communications.

We have characterized the evolution of the per-channel energy in a WDM system with distributed filtering. We have derived conditions that ensure per-channel energy conservation by using Sidon sequences. For constant channel widths, we have proved that an N -channel Sidon system can asymptotically fill at most a fraction $1/(2N)$ of the spectrum, which implies that spectral efficiency goes to 0 as N increases. The capacity analysis of this new band-limited channel model is an interesting open problem.

VI. ACKNOWLEDGMENT

The authors would like to thank R.-J. Essiambre, A. Mecozzi, and M. Shtaf for stimulating discussions on energy conservation in fiber with bandwidth constraints.

REFERENCES

- [1] R. J. Essiambre, G. Kramer, P. J. Winzer, G. J. Foschini, and B. Goebel, "Capacity Limits of Optical Fiber Networks," *J. Lightw. Technol.*, vol. 28, no. 4, pp. 662–701, Feb 2010.
- [2] F. Forghieri, R. W. Tkach, and A. R. Chraplyvy, "WDM systems with unequally spaced channels," *J. Lightw. Technol.*, vol. 13, no. 5, pp. 889–897, May 1995.
- [3] G. P. Agrawal, *Nonlinear Fiber Optics*, 4th ed. Academic Press, October 2012.
- [4] E. Titchmarsh, *Introduction to the Theory of Fourier Integrals*. Clarendon Press, 1948.
- [5] J. Szarski, *Differential inequalities*, ser. Monografie matematyczne. Państwowe Wydawn. Naukowe, 1967.
- [6] A. Browder, *Mathematical Analysis: An Introduction*. Springer New York, 1996.
- [7] S. Sidon, "Ein Satz über trigonometrische Polynome und seine Anwendung in der Theorie der Fourier-Reihen," *Math. Ann.*, vol. 106, pp. DXXXVI–DXXXIX, 1932.
- [8] P. Erdős and P. Turán, "On a Problem of Sidon in Additive Number Theory, and on some Related Problems," *J. London Math. Soc.*, vol. s1-16, no. 4, pp. 212–215, 1941.
- [9] R. C. Bose, "An affine analogue of Singer's theorem," *J. Indian Math. Soc. (N.S.)*, vol. 6, pp. 1–15, 1942.
- [10] G. Martin and K. O'Bryant, "Constructions of generalized Sidon sets," *J. Combin. Theory, Ser. A*, vol. 113, no. 4, pp. 591 – 607, 2006.
- [11] J. B. Shearer, "Some new optimum Golomb rulers," *IEEE Trans. Inf. Theory*, vol. 36, no. 1, pp. 183–184, Jan 1990.