

Relaxing Integrity Requirements for Attack-Resilient Cyber-Physical Systems

Ilija Jovanov and Miroslav Pajic

Abstract—The increase in network connectivity has also resulted in several high-profile attacks on cyber-physical systems. An attacker that manages to access a local network could *remotely* affect control performance by tampering with sensor measurements delivered to the controller. Recent results have shown that with network-based attacks, such as *Man-in-the-Middle* attacks, the attacker can introduce an unbounded state estimation error if measurements from a suitable subset of sensors contain false data when delivered to the controller. While these attacks can be addressed with the standard cryptographic tools that ensure data integrity, their continuous use would introduce significant communication and computation overhead. Consequently, we study effects of intermittent data integrity guarantees on system performance under stealthy attacks. We consider linear estimators equipped with a general type of residual-based intrusion detectors (including χ^2 and SPRT detectors), and show that even when integrity of sensor measurements is enforced only intermittently, the attack impact is significantly limited; specifically, the state estimation error is bounded or the attacker cannot remain stealthy. Furthermore, we present methods to: (1) evaluate the effects of any given integrity enforcement policy in terms of reachable state-estimation errors for any type of stealthy attacks, and (2) design an enforcement policy that provides the desired estimation error guarantees under attack. Finally, on three automotive case studies we show that even with less than 10% of authenticated messages we can ensure satisfiable control performance in the presence of attacks.

Index Terms—Attack-resilient state estimation, attack detection, Kalman filtering, cyber-physical systems security, linear systems.

I. INTRODUCTION

Several high-profile incidents have recently exposed vulnerabilities of cyber-physical systems (CPS) and drawn attention to the challenges of providing security guarantees as part of their design. These incidents cover a wide range of application domains and system complexity, from attacks on large-scale infrastructure such as the 2016 breach of Ukrainian power-grid [36], to the StuxNet virus attack on an industrial SCADA system [12], [3], as well as attacks on controllers in modern cars (e.g., [2]) and unmanned arial vehicles [26].

There are several reasons for such number of security related incidents affecting control of CPS. The tight interaction between information technology and physical world has greatly increased the attack vector space. For instance, an

adversarial signal can be injected into measurements obtained from a sensor, using non-invasive attacks that modify the sensor’s physical environment; for example, as shown in attacks on GPS-based navigation systems [35], [9]. Even more important reason is network connectivity that is prevalent in CPS. An attacker that manages to access a local control network could *remotely* affect control performance by tampering with sensor measurements and actuator commands in order to force the plant into any desired state, as illustrated in [31]. From the controls perspective, attacks over an internal system network, such as the *Man-in-the-Middle* (MitM) attacks where the attacker inserts messages anywhere in the sensors→controllers→actuators pathway, can be modeled as additional malicious signals injected into the control loop via the system’s sensors and actuators [33].

While the interaction with the physical world introduces new attack surfaces, it also provides opportunities to improve system resilience against attacks. The use of control techniques that employ a physical model of the system’s dynamics for attack detection and attack-resilient state estimation has drawn significant attention in recent years (e.g., [33], [34], [25], [4], [32], [22], [1], [24], [23], [28], and a recent survey [15]). One line of work is based on the use of unknown input observers (e.g., [32], [25]) and non-convex optimization for resilient estimation (e.g., [4], [23]), while another focuses on attack-detection and estimation guarantees in systems with standard Kalman filter-based state estimators (e.g., [20], [19], [10], [22], [21]). In the later works, estimation residue-based failure detectors, such as χ^2 [20], [21] and sequential probability ratio test (SPRT) detectors [11], are employed for intrusion detection. Still, irrelevant of the utilized attack detection mechanism, after compromising a suitable subset of system sensors an intelligent attacker can design attacks that result in unbounded state estimation error, while remaining undetected by the system (i.e., stealthy). For example, when Kalman filter-based estimators are used, conditions that the attacker needs to satisfy are captured in [20], [10].

These results introduce very stringent integrity requirements for resiliency against false-data injection attacks. Specifically, they limit the number of sensors whose measurements can be compromised when delivered to the estimator, before significant performance degradation occurs due to the false data injected by the attacker. For example, for resilient state estimation techniques as in [4], [23], measurements from at least half of sensors should not be tampered with [4], [29]. The reason for such conservative results lies in the common initial assumption that once a sensor or its communication to the estimator is compromised, all values received from the

This work was supported in part by the NSF CNS-1652544 and CNS-1505701 grants, and the Intel-NSF Partnership for Cyber-Physical Systems Security and Privacy. This material is also based on research sponsored by the ONR under agreements number N00014-17-1-2012 and N00014-17-1-2504. Some of the preliminary results have appeared in [7].

I Jovanov and M. Pajic are with the Department of Electrical and Computer Engineering, Duke University, Durham, NC, 27708 USA. E-mail: {ilija.jovanov, miroslav.pajic}@duke.edu.

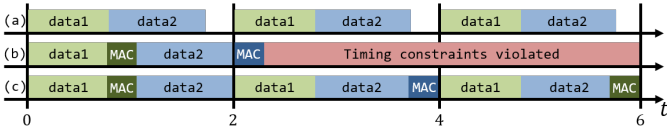


Fig. 1. Communication schedule for periodic messages (with period $T_s = 2$) from two sensors over a shared network: (a) a feasible schedule for non-authenticated messages (i.e., when MAC bits are not attached to transmitted packets); (b) there is no feasible schedule when all messages are authenticated; and (c) if data integrity is only intermittently enforced (e.g., by adding MAC bits only to every other packet), scheduling of the messages becomes feasible.

sensors can be potentially corrupted – i.e., integrity of the data received from these sensors cannot be guaranteed.

On the other hand, most of network-based attacks, including MitM attacks, can be avoided with the use of standard cryptographic tools. For example, to authenticate data and ensure integrity of received communication packets, a common approach is to add a message authentication code (MAC) to the transmitted sensor measurements. Therefore, data integrity requirements can be imposed by the continuous use of MACs in all transmissions from a sufficient subset of sensors. However, the overhead caused by the continuous computation and communication of authentication codes can limit their use. For instance, adding MAC bits to networked control systems that employ controller area networks (CAN) may not be feasible due to the message length limitation (e.g., only 64 payload bits per packet in the basic CAN protocol), while splitting them into several communication packets significantly increases the message transmission time [14]. To illustrate this, consider two sensors periodically transmitting measurements over a shared network. As presented in Figure 1(a), without authentication (i.e., if transmitted data contain no MAC bits) the communication packets will be schedulable but the system would be vulnerable to false-data injection attacks. Yet, if all measurements from both sensors are authenticated, with the increase in the packet size due to authentication overhead, it is not possible to schedule transmissions from both sensors in every communication frame (Figure 1(b)). Finally, a feasible schedule exists if MAC bits are attached to every other measurement packet transmitted by each sensor (Figure 1(c)).

Consequently, in this paper we focus on state estimation in systems with *intermittent data integrity guarantees* for sensor measurements delivered to the estimator. Specifically, we study the performance of linear filters equipped with residual-based intrusion detectors in the presence of attacks on sensor measurements. We build on the system model from [20], [10], [21] by capturing that the use of authentication mechanisms in intermittent time-points ensures that sensor measurements received at these points are valid. To keep our discussion and results general, we consider a wide class of detection functions that encompasses commonly used detectors, including χ^2 and SPRT detectors. We show that even when integrity of communicated sensor data is enforced only intermittently and the attacker is fully aware of the times of the enforcement, the attack impact gets significantly limited; concretely, either the state estimation error remains bounded or the attacker cannot remain stealthy. This holds even when communication from *all* sensors to the estimator can be compromised as well as

in any other case where otherwise (i.e., without integrity enforcements) an unbounded estimation error can be introduced.

Furthermore, to facilitate the use of intermittent data integrity enforcement for control of CPS in the presence of network-based attacks, we introduce an analysis and design framework that addresses two challenges. First, we introduce techniques to evaluate the effects of any given integrity enforcement policy in terms of reachable state-estimation errors for any type of stealthy attacks. Note that methods to evaluate potential state estimation errors due to attacks are considered in [21], [11], [20]. However, given that the previous work considers system architectures without intermittent use of authentication, these techniques result in overly conservative estimates of reachable regions or they cannot capture the effects of intermittent integrity guarantees on the estimation error. Second, we present a method to design an enforcement policy that provides the desired estimation error guarantees for any attack signal inserted via compromised sensors. The developed framework also facilitates tradeoff analysis between the allowed estimation error and the rate at which data integrity should be enforced – i.e., the required system resources such as communication bandwidth as we have presented in [13].

The rest of the paper is organized as follows. In Section II, we introduce the problem, including the system and attack models. In Section III, we analyze the impact of stealthy attacks in systems without integrity enforcements and formally define intermittent integrity enforcement policies. Section IV focuses on performance guarantees for state estimation when data integrity is at least intermittently enforced. In Section V, we introduce a methodology to analyze effects of integrity enforcement policies as well as design suitable policies that ensure the desired estimation error even in the presence of attacks. Finally, in Section VI, we present case studies that illustrate effectiveness of our approach, before providing final remarks in Section VII.

A. Notation and Terminology

The transpose of matrix \mathbf{A} is specified as \mathbf{A}^T , while the i^{th} element of a vector \mathbf{x}_k is denoted by $\mathbf{x}_{k,i}$.¹ Moore-Penrose pseudoinverse of matrix \mathbf{A} is denoted as \mathbf{A}^\dagger . In addition, $\|\mathbf{A}\|_i$ denotes the i -norm of a matrix \mathbf{A} and, for a positive definite matrix \mathbf{Q} , $\|\Delta \mathbf{z}_k\|_{\mathbf{Q}^{-1}} = \|\mathbf{Q}^{-1/2} \Delta \mathbf{z}_k\|_2$. $\mathcal{N}(\mathbf{A})$ denotes the null space of the matrix (i.e., $\mathcal{N}(\mathbf{A}) = \{\mathbf{x} \mid \mathbf{A}\mathbf{x} = \mathbf{0}\}$), and $\text{nullity}(\mathbf{A})$ denotes the dimension of $\mathcal{N}(\mathbf{A})$. Similarly, $\mathcal{R}(\mathbf{A})$ denotes the range of the matrix – i.e., $\mathcal{R}(\mathbf{A}) = \{\mathbf{y} \mid \exists \mathbf{x}, \mathbf{A}\mathbf{x} = \mathbf{y}\}$. Also, $\text{diag}(\cdot)$ indicates a square matrix with the quantities inside the brackets on the diagonal, and zeros elsewhere, while $\text{BlckDiag}(\cdot)$ denotes a block-diagonal operator. We denote positive definite and positive semidefinite matrix \mathbf{A} , as $\mathbf{A} \succ 0$ and $\mathbf{A} \succeq 0$, respectively, while $\det(\mathbf{A})$ stands for the determinant of the matrix. Finally, \mathbf{I}_p denotes the p -dimensional identity matrix, and $\mathbf{0}_{p \times q}$ denotes $p \times q$ matrix of zeroes. We use \mathbb{R} , \mathbb{N} and \mathbb{N}_0 to denote the sets of reals, natural numbers and nonnegative integers, respectively.

For a set \mathcal{S} , we use $|\mathcal{S}|$ to denote the cardinality (i.e., size) of the set. In addition, for a set $\mathcal{K} \subset \mathcal{S}$, with \mathcal{K}^c we denote the

¹We use bold letter to denote matrices and vectors (i.e., non-scalars).

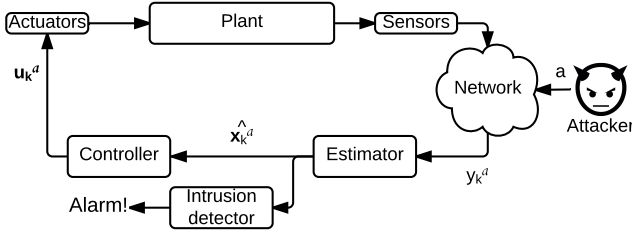


Fig. 2. System architecture – by launching *Man-in-the-Middle* (MitM) attacks, the attacker can inject adversarial signals into plant measurements obtained from system sensors.

complement set of \mathcal{K} with respect to \mathcal{S} – i.e., $\mathcal{K}^c = \mathcal{S} \setminus \mathcal{K}$. For a vector $\mathbf{y} \in \mathbb{R}^p$, we use $\mathbf{P}_{\mathcal{K}}\mathbf{y}$ to denote the projection from the set $\mathcal{S} = \{1, \dots, p\}$ to set \mathcal{K} ($\mathcal{K} \subseteq \mathcal{S}$) by keeping only elements of \mathbf{y} with indices from \mathcal{K} .² Finally, *the support* of the vector $\mathbf{v} \in \mathbb{R}^p$ is the set $\text{supp}(\mathbf{v}) = \{i \mid v_i \neq 0\} \subseteq \{1, 2, \dots, p\}$.

II. PROBLEM DESCRIPTION

Before introducing the problem formulation, we describe the considered system and its architecture (shown in Figure 2), as well as the attacker model.

A. System Model without Attacks

We consider an observable linear-time invariant (LTI) system whose evolution without attacks can be represented as

$$\begin{aligned} \mathbf{x}_{k+1} &= \mathbf{A}\mathbf{x}_k + \mathbf{B}\mathbf{u}_k + \mathbf{w}_k \\ \mathbf{y}_k &= \mathbf{C}\mathbf{x}_k + \mathbf{v}_k \end{aligned} \quad (1)$$

where $\mathbf{x}_k \in \mathbb{R}^n$ and $\mathbf{u}_k \in \mathbb{R}^m$ denote the plant's state and input vectors, at time k , while the plant's output vector $\mathbf{y}_k \in \mathbb{R}^p$ contains measurements provided by p sensors from the set $\mathcal{S} = \{s_1, s_2, \dots, s_p\}$. Accordingly, the matrices \mathbf{A} , \mathbf{B} and \mathbf{C} have suitable dimensions. Also, $\mathbf{w} \in \mathbb{R}^n$ and $\mathbf{v} \in \mathbb{R}^p$ denote the process and measurement noise; we assume that \mathbf{x}_0 , \mathbf{w}_k , and \mathbf{v}_k are independent Gaussian random variables.

Furthermore, the system is equipped with an estimator in the form of a Kalman filter. Given that the Kalman gain usually converges in only a few steps, to simplify the notation we assume that the system is in steady state before the attack. Hence, the Kalman filter estimate $\hat{\mathbf{x}}_k$ is updated as

$$\hat{\mathbf{x}}_{k+1} = \mathbf{A}\hat{\mathbf{x}}_k + \mathbf{B}\mathbf{u}_k + \mathbf{K}(\mathbf{y}_{k+1} - \mathbf{C}(\mathbf{A}\hat{\mathbf{x}}_k + \mathbf{B}\mathbf{u}_k)) \quad (2)$$

$$\mathbf{K} = \Sigma\mathbf{C}^T(\mathbf{C}\Sigma\mathbf{C}^T + \mathbf{R})^{-1}, \quad (3)$$

where Σ is the estimation error covariance matrix, and \mathbf{R} is the sensor noise covariance matrix. Also, the residue $\mathbf{z}_k \in \mathbb{R}^p$ at time k and its covariance matrix \mathbf{Q} are defined as

$$\begin{aligned} \mathbf{z}_k &= \mathbf{y}_k - \mathbf{C}(\mathbf{A}\hat{\mathbf{x}}_{k-1} + \mathbf{B}\mathbf{u}_{k-1}), \\ \mathbf{Q} &= E\{\mathbf{z}_k\mathbf{z}_k^T\} = \mathbf{C}\Sigma\mathbf{C}^T + \mathbf{R}. \end{aligned} \quad (4)$$

Finally, the state estimation error \mathbf{e}_k is defined as the difference between the plant's state \mathbf{x}_k and Kalman filter estimate $\hat{\mathbf{x}}_k$ as

$$\mathbf{e}_k = \mathbf{x}_k - \hat{\mathbf{x}}_k. \quad (5)$$

²Formally, $\mathbf{P}_{\mathcal{K}} = [\mathbf{i}_{k_1} \dots \mathbf{i}_{k_{|\mathcal{K}|}}]^T$, where $\mathcal{K} = \{s_{k_1}, \dots, s_{k_{|\mathcal{K}|}}\} \subseteq \mathcal{S}$ and $k_1 < k_2 < \dots < k_{|\mathcal{K}|}$, and \mathbf{i}_j^T denotes the row vector (of the appropriate size) with a 1 in its j^{th} position being the only nonzero element of the vector.

In addition to the estimator, we assume that the system is equipped with an intrusion detector. We consider a general case where the detection function g_k of the intrusion detector is defined as

$$g_k = \sum_{i=k-\mathcal{T}+1}^k c_{(i-k+\mathcal{T})} \mathbf{z}_i^T \mathbf{Q}^{-1} \mathbf{z}_i. \quad (6)$$

Here, \mathcal{T} is the length of the detector's time window, and c_i for $i = 1, \dots, \mathcal{T}$ are predefined non-negative coefficients, with $c_{\mathcal{T}}$ being strictly positive. The above formulation captures both fixed window size detectors, where \mathcal{T} is a constant, as well as detectors where the time window size \mathcal{T} satisfies $\mathcal{T} = k$. Also, the definition of the detection function g_k covers a wide variety of commonly used intrusion detectors, such as χ^2 and sequential probability ratio test (SPRT) detectors previously considered in these scenarios [18], [16], [21], [17], [10], [11]. The alarm is triggered when the value of the detection function g_k satisfies that

$$g_k > \text{threshold}, \quad (7)$$

and the probability of the alarm at time k can be captured as

$$\beta_k = P(g_k > \text{threshold}). \quad (8)$$

B. Attack Model

We assume that the attacker is capable of launching MitM attacks on communication channels between a subset of the plant's sensors $\mathcal{K} \subseteq \mathcal{S}$ and the estimator; for instance, by secretly relaying corresponding altered communication packets. However, we do not assume that the set \mathcal{K} is known to the system or system designers. Thus, to capture the attacker's impact on the system, the system model from (1) becomes

$$\begin{aligned} \mathbf{x}_{k+1}^a &= \mathbf{A}\mathbf{x}_k^a + \mathbf{B}\mathbf{u}_k^a + \mathbf{w}_k \\ \mathbf{y}_k^a &= \mathbf{C}\mathbf{x}_k^a + \mathbf{v}_k + \mathbf{a}_k. \end{aligned} \quad (9)$$

Here, \mathbf{x}_k^a and \mathbf{y}_k^a denote the state and plant outputs in the presence of attacks, from the perspective of the estimator, since in the general case they differ from the plant's state and outputs of the non-compromised system. In addition, \mathbf{a}_k denotes the signals injected by the attacker at time k starting from $k = 1$ (i.e., $\mathbf{a}_0 = \mathbf{0}$),³ to model MitM attacks on communication between the sensors from set \mathcal{K} and the estimator, we assume that \mathbf{a}_k is a sparse vector from \mathbb{R}^p with support in the set \mathcal{K} – i.e., $\mathbf{a}_{k,i} = 0$ for all $i \in \mathcal{K}^c$ and $k > 0$.⁴

We consider the following *threat model*.

(1) The attacker has full knowledge of the system – in addition to knowing the dynamical model of the plant, employed Kalman filter, and detector, the attacker is aware of all potential security mechanism used in communication. Specifically, we consider systems that use standard methods for message authentication to ensure data integrity, and assume that the

³More details about why the attacker does not insert attack at step $k = 0$ can be found in Remark 1.

⁴Although a sensor itself may not be directly compromised with MitM attacks, but rather communication between the sensor and estimator, we will also refer to these sensors as *compromised sensors*. In addition, in this work we sometimes abuse the notation by using \mathcal{K} to denote both the set of compromised sensors and the set of indices of the compromised sensors.

attacker is aware at which time points data integrity will be enforced. Thus, to avoid being detected, the attacker will not launch attacks in these steps and will also take into account these integrity enforcements in planning its attacks (as described in Section III).⁵ Since we model our system such that attacks start at $k = 1$, this further implies that at $k = 1$ data integrity is not enforced, as otherwise the attacker would not be able to insert false data.

(2) The attacker has the required computation power to calculate suitable attack signals, while planning ahead as needed. He also has the ability to inject *any* signal using communication packets mimicking sensors from the set \mathcal{K} , except at times when data integrity is enforced. For instance, when MACs are used to ensure data integrity and authenticity of communication packets, our assumption is that the attacker does not know the shared secret key used to generate the MACs.

The goal of the attacker is to design attack signal \mathbf{a}_k such that it *maximizes the error of state estimation* while ensuring that *the attack remains stealthy*. To formally capture this objective and the stealthiness constraint, we denote the state estimation, residue, and estimation error of the compromised system by $\hat{\mathbf{x}}_k^a$, \mathbf{z}_k^a , and \mathbf{e}_k^a , respectively. Thus, the attacker's aim is to maximize \mathbf{e}_k^a , while ensuring that the increase in the probability of alarm is not significant. We also define as

$$\Delta \mathbf{e}_k = \mathbf{e}_k^a - \mathbf{e}_k, \quad \Delta \mathbf{z}_k = \mathbf{z}_k^a - \mathbf{z}_k,$$

the change in the estimation error and residue, respectively, caused by the attacks. From (1) and (9), the evolution of these signals can be captured as

$$\Delta \mathbf{e}_{k+1} = (\mathbf{A} - \mathbf{KCA})\Delta \mathbf{e}_k - \mathbf{Ka}_{k+1}, \quad (10)$$

$$\Delta \mathbf{z}_k = \mathbf{CA}\Delta \mathbf{e}_{k-1} + \mathbf{a}_k, \quad (11)$$

with $\Delta \mathbf{e}_0 = 0$.

Remark 1. *From the above equations, the first attack vector to affect the change in estimation error is \mathbf{a}_1 . Thus, without loss of generality, we assume that the attack starts at $k = 1$ (i.e., $\mathbf{a}_i = \mathbf{0}$, for all $i \leq 0$). This also implies that $\Delta \mathbf{z}_0 = 0$.*

Note that the above dynamical system is noiseless (and deterministic), with input \mathbf{a}_k controlled by the attacker. Therefore, since $E[\mathbf{e}_k] = \mathbf{0}$ for the non-compromised system in steady state, it follows that

$$\Delta \mathbf{e}_k = E[\Delta \mathbf{e}_k] = E[\mathbf{e}_k^a]. \quad (12)$$

Given that $\Delta \mathbf{e}_k$ provides expectation of the state estimation error under the attack, this signal can be used to evaluate the impact that the attacker has on the system.⁶ Thus, we specify the objective of the attacker as to **maximize the expected state estimation error** (e.g., $\|\Delta \mathbf{e}_k\|_2$). This is additionally justified by the fact that since \mathbf{a}_k is controlled by the attacker (i.e., deterministic), it follows that

$$\text{Cov}(\mathbf{e}_k^a) = \text{Cov}(\mathbf{e}_k) = \Sigma. \quad (13)$$

⁵In Section IV, we will also consider the case where the attacker has limited knowledge of the system's use of security mechanisms.

⁶For this reason, and to simplify our presentation, in the rest of the paper we will sometimes refer to $\Delta \mathbf{e}_k$ as *the (expected) state estimation error* instead of *the change of the state estimation error* caused by attacks.

To capture the attacker's stealthiness requirements, we use the probability of alarm in the presence of an attack

$$\beta_k^a = P(g_k^a > \text{threshold}), \quad \text{where} \quad (14)$$

$$g_k^a = \sum_{i=k-\mathcal{T}+1}^k c_{(i-k+\mathcal{T})} \mathbf{z}_i^{aT} \mathbf{Q}^{-1} \mathbf{z}_i^a. \quad (15)$$

Therefore, to ensure that attacks remain stealthy, the attacker's *stealthiness constraint* in each step k is to maintain

$$\beta_k^a \leq \beta_k + \varepsilon, \quad (16)$$

for a small predefined value of $\varepsilon > 0$.

C. Problem Formulation

As we will present in the next section, for a large class of systems, a stealthy attacker can easily introduce an unbounded state estimation error by compromising communication between some of the sensors and the estimator. On the other hand, existing communication protocols commonly incorporate security mechanisms (e.g., MAC) that can ensure integrity of delivered sensor measurements. Specifically, this means that the system could enforce $\mathbf{a}_{k,i} = \mathbf{0}$ for some sensor s_i , or $\mathbf{a}_k = \mathbf{0}$ if integrity for all transmitted sensor measurements is enforced at some time-step k . However, as we previously described, the integrity enforcement comes at additional communication and computation cost, effectively preventing their continuous use in resource constrained CPS.

Consequently, we focus on the problem of evaluating the impact of stealthy attacks in systems with intermittent (i.e., occasional) use of data integrity enforcement mechanisms.⁷ Specifically, we will address the following problems:

- Can the attacker introduce unbounded state estimation errors in systems with intermittent integrity guarantees?
- How to efficiently evaluate the impact of intermittent integrity enforcement policies on the induced state estimation errors in the presence of a stealthy attacker?
- How to design a non-overly conservative development framework that incorporates guarantees for estimation degradation under attacks into design of suitable integrity enforcement policies?

III. IMPACT OF STEALTHY ATTACKS ON STATE ESTIMATION ERROR

To capture the impact of stealthy attacks on the system, we start with the following definition.

Definition 1. *The set of all stealthy attacks up to time k is*

$$\mathcal{A}_k = \{\mathbf{a}_{1..k} | \beta_{k'}^a \leq \beta_{k'} + \varepsilon, \forall k', 1 \leq k' \leq k\}, \quad (17)$$

where $\mathbf{a}_{1..k} = [\mathbf{a}_1^T \dots \mathbf{a}_k^T]^T$.

When reasoning about a set of reachable state estimation errors \mathbf{e}_k^a due to stealthy attacks from \mathcal{A}_k , we have to also take into account the variability of the estimation error. From (13), we can define a specific region that will contain the error \mathbf{e}_k^a with a desired probability. Therefore, we introduce the following definition.

⁷Formal definition of such policies are presented in the next section.

Definition 2. The k -reachable region \mathcal{R}_k of the state estimation error under the attack (i.e., \mathbf{e}_k^a) is the set

$$\mathcal{R}_k = \left\{ \mathbf{e} \in \mathbb{R}^n \mid \begin{array}{l} \mathbf{e}\mathbf{e}^T \preceq E[\mathbf{e}_k^a]\mathbf{E}[\mathbf{e}_k^a]^T + \gamma \text{Cov}(\mathbf{e}_k^a), \\ \mathbf{e}_k^a = \mathbf{e}_k^a(\mathbf{a}_{1..k}), \mathbf{a}_{1..k} \in \mathcal{A}_k \end{array} \right\}. \quad (18)$$

Furthermore, the global reachable region \mathcal{R} of the state estimation error \mathbf{e}_k^a is the set

$$\mathcal{R} = \bigcup_{k=0}^{\infty} \mathcal{R}_k. \quad (19)$$

Here, γ is a design parameter directly related to the desired confidence that \mathbf{e}_k^a belongs to the reachable region. Effectively, the set \mathcal{R}_k captures the set of state estimation errors that can be reached in k^{th} step due to the injected malicious signal, while \mathcal{R} captures the set of all reachable state estimation errors. To assess vulnerability of the system, a critical characteristic of \mathcal{R} is *boundedness* – whether a stealthy attacker can introduce unbounded estimation errors. To simplify the boundedness analysis of \mathcal{R} , we start with the following theorem.

Theorem 1. Let $\mathbf{g}_k = \mathbf{z}_k^T \mathbf{Q}^{-1} \mathbf{z}_k$ be the detector function. Then, for any $\varepsilon > 0$, such that $\varepsilon \leq 1 - \beta_k$, there exists a unique $\alpha > 0$ such that $\beta_k^a \leq \beta_k + \varepsilon$ if and only if $\|\Delta \mathbf{z}_k\|_{\mathbf{Q}^{-1}} \leq \alpha$.

Proof. In the case without attacks, in steady-state \mathbf{g}_k has χ^2 distribution with p degrees of freedom, since the residue \mathbf{z}_k is zero-mean ($E[\mathbf{z}_k] = \mathbf{0}$) with covariance matrix $\mathbf{Q} = \mathbf{C}\Sigma\mathbf{C}^T + \mathbf{R}$ [8]. Furthermore, from (10) and (11), $\Delta \mathbf{z}_k = \mathbf{z}_k^a - \mathbf{z}_k$, is output of a deterministic system controlled by $\mathbf{a}_{1..k}$, and thus \mathbf{z}_k^a is a non-zero mean with covariance matrix \mathbf{Q} – i.e., the attacker is only influencing the $\Delta \mathbf{z}_k = E[\mathbf{z}_k^a - \mathbf{z}_k] = E[\mathbf{z}_k^a]$. Therefore, $\mathbf{g}_k^a = \mathbf{z}_k^{aT} \mathbf{Q}^{-1} \mathbf{z}_k^a$ will have a non-central χ^2 distribution with p degrees of freedom; the non-centrality parameter of this distribution will be $\lambda = \|\Delta \mathbf{z}_k\|_{\mathbf{Q}^{-1}}^2$ [6].

Let h be the threshold for the detector in (7). The alarm probabilities $\beta_k = 1 - P(\mathbf{g}_k \leq h)$ and $\beta_k^a = 1 - P(\mathbf{g}_k^a \leq h)$ can be computed from the distributions for \mathbf{g}_k and \mathbf{g}_k^a as

$$\beta_k = 1 - F_{\chi^2}(h, p), \quad \beta_k^a = 1 - F_{nc\chi^2}(h; p, \lambda),$$

where $F_{\chi^2}(h, p)$ and $F_{nc\chi^2}(h; p, \lambda)$ are cumulative distribution functions of χ^2 and noncentralized χ^2 , respectively, at h , with p degrees of freedom and noncentrality parameter λ . Since p and h are fixed by the system design, it follows that β_k will be a constant, and β_k^a will be a function of λ .

Consider $\varepsilon = \beta_k^a - \beta_k$. This means that

$$\varepsilon = 1 - F_{nc\chi^2}(h; p, \lambda) - \beta_k. \quad (20)$$

The probability distribution function of non-central χ^2 distribution is smooth (thus making $F_{nc\chi^2}(h; p, \lambda)$ smooth), and $F_{nc\chi^2}(h; p, \lambda)$ is a decreasing function of λ [6]. Hence, it follows that for any ε there will exist exactly one $\sqrt{\lambda} = \|\Delta \mathbf{z}_k\|_{\mathbf{Q}^{-1}} = \alpha$ such that (20) is satisfied. Furthermore, for any ε' that is lower than ε , the corresponding $\sqrt{\lambda'} = \|\Delta \mathbf{z}_k\|_{\mathbf{Q}^{-1}}$ from (20) has to be lower than α , and vice versa, which concludes the proof. \square

Since the bound α for $\|\Delta \mathbf{z}_k\|_{\mathbf{Q}^{-1}}$ in Theorem 1 depends on ε , h and the fact that the χ^2 detector with p degrees of freedom is used, we will denote such value as $\alpha = \alpha_{\chi^2}(\varepsilon, p, h)$.

Remark 2. Related results from [18], [21], focus only on the detection function $\mathbf{g}_k = \mathbf{z}_k^T \mathbf{Q}^{-1} \mathbf{z}_k$ and show only sufficient conditions for stealthy attacks – i.e., that in this case from a robustness condition $\|\Delta \mathbf{z}_k\|_{\mathbf{Q}^{-1}} \leq \alpha$ it follows that the stealthiness condition $\beta_k^a \leq \beta + \varepsilon$ is satisfied. However, the equivalence between conditions $\|\Delta \mathbf{z}_k\|_{\mathbf{Q}^{-1}} \leq \alpha$ and $\beta_k^a \leq \beta + \varepsilon$ will enable us to reduce conservativeness of our analysis as well as analyze boundness of the reachability region for the general type of detection functions from (15), by allowing us to employ both conditions interchangeably.

From Definition 1 and Theorem 1 the following result holds.

Corollary 1. For the detection function $g_k = \mathbf{z}_k^T \mathbf{Q}^{-1} \mathbf{z}_k$, there exists $\alpha > 0$ such that the set of all stealthy attacks satisfies

$$\mathcal{A}_k = \{\mathbf{a}_{1..k} \mid \|\Delta \mathbf{z}_{k'}\|_{\mathbf{Q}^{-1}} \leq \alpha, \forall k', 1 \leq k' \leq k\}. \quad (21)$$

The previous results introduce an equivalent ‘robustness-based’ representation for the set of stealthy attacks in systems where χ^2 detectors are used. They also provide a foundation to consider the more general formulation (15) for the detector function. We start with the following results characterizing over- and under-approximations of the set \mathcal{A}_k .

Lemma 1. For a system with the detector function g_k^a of the form from (15), the set of all stealthy attacks \mathcal{A}_k can be underapproximated by the set

$$\underline{\mathcal{A}}_k = \{\mathbf{a}_{1..k} \mid \|\Delta \mathbf{z}_{k'}\|_{\mathbf{Q}^{-1}} \leq \underline{\alpha}, \forall k', 1 \leq k' \leq k\} \quad (22)$$

(i.e., $\underline{\mathcal{A}}_k \subseteq \mathcal{A}_k$), where $\underline{\alpha} = \alpha_{\chi^2}(\varepsilon, \mathcal{T}p, h/c_{max})/\sqrt{\mathcal{T}}$.

In essence, the lemma states that if $\|\Delta \mathbf{z}_k\|_{\mathbf{Q}^{-1}} \leq \underline{\alpha}$ holds, then $g_k^a \leq h$ for the general detection function from (15) is satisfied with probability that is lower than or equal to $\beta_k + \varepsilon$.

Proof. Consider an attack sequence $\mathbf{a}_{1..k} \in \underline{\mathcal{A}}_k$ and the resulting evolution of the system from (10) and (11), with $\|\Delta \mathbf{z}_{k'}\|_{\mathbf{Q}^{-1}} \leq \underline{\alpha}$, for all $k', 1 \leq k' \leq k$. Then,

$$\sum_{i=k-\mathcal{T}+1}^k \|\Delta \mathbf{z}_i\|_{\mathbf{Q}^{-1}}^2 \leq \sum_{i=k-\mathcal{T}+1}^k \underline{\alpha}^2 = \alpha_{\chi^2}^2(\varepsilon, \mathcal{T}p, h). \quad (23)$$

In addition, we define $c_{max} = \max(c_1, \dots, c_{\mathcal{T}})$ and

$$\underline{g}_k^a = \sum_{i=k-\mathcal{T}+1}^k c_{max} \mathbf{z}_i^{aT} \mathbf{Q}^{-1} \mathbf{z}_i^a, \quad (24)$$

as well as $\beta_k^a = P(g_k^a > h)$. From (24), \underline{g}_k^a is a scaled sum of noncentral χ^2 distributions with p degrees of freedom, so $\underline{g}_k^a/c_{max}$ will have the noncentral χ^2 distribution with $p\mathcal{T}$ degrees of freedom and the central moment equal to

$$\underline{\lambda} = \sum_{i=k-\mathcal{T}+1}^k \|\Delta \mathbf{z}_i\|_{\mathbf{Q}^{-1}}^2. \quad (25)$$

Since $\beta_k^a = P(g_k^a > h) = P(\underline{g}_k^a/c_{max} > h/c_{max})$, following the proof of Theorem 1 for the $\underline{g}_k^a/c_{max}$ detection function we have that $\beta_k^a \leq \beta_k + \varepsilon$ is satisfied if and only if $\sqrt{\underline{\lambda}} \leq \alpha_{\chi^2}(\varepsilon, p\mathcal{T}, h/c_{max})$. That is, using (25)

$$\left(\underline{\beta}_k^a \leq \beta_k + \varepsilon\right) \Leftrightarrow \sum_{i=k-\mathcal{T}+1}^k \|\Delta \mathbf{z}_i\|_{\mathbf{Q}^{-1}}^2 \leq \alpha_{\chi^2}^2(\varepsilon, p\mathcal{T}, h/c_{max}). \quad (26)$$

Since (23) follows from the condition of the theorem, from (26) we have that $\underline{\beta}_k^a \leq \beta_k + \varepsilon$ is satisfied. From (24) we have that $\underline{g}_k^a \leq \underline{g}_k^a$, meaning that $\underline{\beta}_k^a \leq \underline{\beta}_k^a$. Thus, $(\underline{\beta}_k^a \leq \beta_k + \varepsilon)$ holds, and $\mathbf{a}_{1..k} \in \mathcal{A}_k$ (i.e., $\underline{\mathcal{A}}_k \subseteq \mathcal{A}_k$). \square

Lemma 2. For a system with the detector function g_k^a of the form from (15), the set of all stealthy attacks at time k , \mathcal{A}_k , can be overapproximated by the set

$$\overline{\mathcal{A}}_k = \{\mathbf{a}_{1..k} \mid \|\Delta \mathbf{z}_{k'}\|_{\mathbf{Q}^{-1}} \leq \bar{\alpha}, \forall k', 1 \leq k' \leq k\}, \quad (27)$$

(i.e., $\overline{\mathcal{A}}_k \supseteq \mathcal{A}_k$), where $\bar{\alpha} = \alpha_{\chi^2}(\varepsilon, p, h/c_{\tau})$.

Proof. Consider an attack sequence $\mathbf{a}_{1..k} \in \mathcal{A}_k$ with the detector function g_k^a from (15). Let $\overline{g}_k^a = c_{\tau} \mathbf{z}_k^a \mathbf{Q}^{-1} \mathbf{z}_k^a$. Since $\overline{g}_k^a \leq g_k^a$ it follows that $\overline{\beta}_k^a = P(\overline{g}_k^a > h) \leq \beta_k^a$, where β_k^a is defined as in (14). Since $\mathbf{a}_{1..k}$ are stealthy, it follows that $\beta_k^a \leq \beta_k + \varepsilon$, and thus $\overline{\beta}_k^a \leq \beta_k + \varepsilon$ holds.

On the other hand, the function $\overline{g}_k^a/c_{\tau}$ has the χ^2 distribution; by following the proof of Theorem 1 for $\overline{g}_k^a/c_{\tau}$ we have that $\overline{\beta}_k^a \leq \beta_k + \varepsilon$ is satisfied if and only if $\|\Delta \mathbf{z}_k\|_{\mathbf{Q}^{-1}} \leq \bar{\alpha} = \alpha_{\chi^2}(\varepsilon, p, h/c_{\tau})$. Therefore, we have that $\overline{\beta}_{k'}^a \leq \beta_{k'} + \varepsilon$ implies $\|\Delta \mathbf{z}_{k'}\|_{\mathbf{Q}^{-1}} \leq \bar{\alpha}$, $k' = 1, \dots, k$, meaning that $\mathbf{a}_{1..k} \in \overline{\mathcal{A}}_k$ (i.e., $\mathcal{A}_k \subseteq \overline{\mathcal{A}}_k$). \square

Remark 3. The previous lemmas also hold for the detection function $g_k = \sum_{i=1}^k c_k \mathbf{z}_i^T \mathbf{Q}^{-1} \mathbf{z}_i$; this can be shown by replacing \mathcal{T} with k in the previous analysis, since it would not affect their proofs. In essence, this means that these results hold for both windowed detectors and SPRT detectors – SPRT detectors are explored in detail in Section V.

Lemmas 1 and 2 introduce attack sets $\underline{\mathcal{A}}_k$ and $\overline{\mathcal{A}}_k$ for which the attack constraints are captured as robustness bounds on $\|\Delta \mathbf{z}_k\|_{\mathbf{Q}^{-1}}$ instead of probabilities of attack detection, and for which $\underline{\mathcal{A}}_k \subseteq \mathcal{A}_k \subseteq \overline{\mathcal{A}}_k$. Hence, to analyze impact of stealthy attacks, we can consider the effects of attacks that have to maintain $\|\Delta \mathbf{z}_k\|$ below a certain threshold.

Theorem 2. \mathcal{R}_k from (18) is bounded if and only if the set

$$\hat{\mathcal{R}}_k^{\alpha} = \left\{ \Delta \mathbf{e}_k \in \mathbb{R}^n \mid \begin{array}{l} \Delta \mathbf{e}_k, \Delta \mathbf{z}_k \text{ satisfy (10) and (11),} \\ \Delta \mathbf{e}_{k-1} \in \hat{\mathcal{R}}_{k-1}^{\alpha}, \|\Delta \mathbf{z}_k\|_2 \leq \alpha \end{array} \right\}, \quad (28)$$

is bounded, where $\hat{\mathcal{R}}_0^{\alpha} = \mathbf{0} \in \mathbb{R}^n$ and $\alpha > 0$.

Proof. From (13), $\gamma \text{Cov}(\mathbf{e}_k^a)$ is bounded and we can simplify our presentation by focusing on the case where $\gamma = 0$. Furthermore, for any vector \mathbf{v} , the set $\{\mathbf{e} \in \mathbb{R}^n \mid \mathbf{e} \mathbf{e}^T \preceq \mathbf{v} \mathbf{v}^T\}$ is bounded if and only if the vector \mathbf{v} is bounded. Therefore, the set $\{\mathbf{e} \in \mathbb{R}^n \mid \mathbf{e} \mathbf{e}^T \preceq E[\mathbf{e}_k^a] E[\mathbf{e}_k^a]^T + \gamma \text{Cov}(\mathbf{e}_k^a)\}$ will be bounded if and only if $E[\mathbf{e}_k^a] = \Delta \mathbf{e}_k$ (from (12)) is bounded.

Consider attack vectors $\mathbf{a}_{1..k} \in \mathcal{A}_k$. From Lemmas 1 and 2 we have that

$$\{\Delta \mathbf{e}_k \mid \mathbf{a}_{1..k} \in \underline{\mathcal{A}}_k\} \subseteq \{\Delta \mathbf{e}_k \mid \mathbf{a}_{1..k} \in \mathcal{A}_k\} \subseteq \{\Delta \mathbf{e}_k \mid \mathbf{a}_{1..k} \in \overline{\mathcal{A}}_k\}, \quad (29)$$

where we somewhat abuse the notation, by having $\{\Delta \mathbf{e}_k \mid \mathbf{a}_{1..k} \in \mathcal{A}\}$ capture all reachable vectors $\Delta \mathbf{e}_k$ when the system (10) is ‘driven’ by attack vectors from the set \mathcal{A} . On the other hand, from linearity of the system described by (10) and (11), the sets $\{\Delta \mathbf{e}_k \mid \|\Delta \mathbf{z}_{k'}\|_{\mathbf{Q}^{-1}} \leq \underline{\alpha}, k' = 1, \dots, k\}$ and $\{\Delta \mathbf{e}_k \mid \|\Delta \mathbf{z}_{k'}\|_{\mathbf{Q}^{-1}} \leq \bar{\alpha}, k' = 1, \dots, k\}$ are either both bounded or both unbounded. Thus, from (29), these sets are bounded if and only if $\{\Delta \mathbf{e}_k \mid \mathbf{a}_{1..k} \in \mathcal{A}_k\}$ is bounded.

Finally, as $\frac{1}{\lambda_{max}} \|\Delta \mathbf{z}_k\|_2 \leq \|\Delta \mathbf{z}_k\|_{\mathbf{Q}^{-1}} \leq \frac{1}{\lambda_{min}} \|\Delta \mathbf{z}_k\|_2$, where $\lambda_{max}, \lambda_{min}$ are the largest and smallest, respectively, eigenvalue of \mathbf{Q} , the region $\hat{\mathcal{R}}_k^{\alpha}$ will be bounded for the constraint $\|\Delta \mathbf{z}_k\|_{\mathbf{Q}^{-1}} \leq \alpha$ if and only if its bounded with a 2-norm stealthiness constraint $\|\Delta \mathbf{z}_k\|_2 \leq \alpha$ from (28). \square

A. Perfectly Attackable Systems

Theorem 2 can be used to formally capture dynamical systems for which there exists a stealthy attack sequence that results in an unbounded state estimation error – i.e., for such systems, given enough time, the attacker can make arbitrary changes in the system states without risking detection.

Definition 3. A system is perfectly attackable (PA) if the system’s reachable set \mathcal{R} from (19) is an unbounded set.

As shown in [20], [10], for LTI systems without any additional data integrity guarantees, the set $\hat{\mathcal{R}}^{\alpha} = \bigcup_{k=0}^{\infty} \hat{\mathcal{R}}_k^{\alpha}$ can be bounded or unbounded depending on the system dynamics and the set of compromised sensors \mathcal{K} . From Theorem 2, this property is preserved for the set \mathcal{R} as well. For this reason, we will be using the definition of $\hat{\mathcal{R}}^{\alpha}$ to analyze boundedness of \mathcal{R} , and to simplify the notation due to linearity of the constraint we will assume that $\alpha = 1$ – i.e., for this analysis we consider the stealthiness attack constraint as

$$\|\Delta \mathbf{z}_k\|_2 \leq 1, \quad k \in \mathbb{N}_0. \quad (30)$$

Now, the following results follows from [20], [10].

Theorem 3. A system from (9) is perfectly attackable if and only if the matrix \mathbf{A} is unstable, and at least one eigenvector \mathbf{v} corresponding to an unstable mode satisfies that $\text{supp}(\mathbf{C}\mathbf{v}) \subseteq \mathcal{K}$ and \mathbf{v} is a reachable state of the dynamical system (10).

In the next section, we show that intermittent integrity guarantees significantly limit stealthy attacks even for PA systems.

IV. STEALTHY ATTACKS IN SYSTEMS WITH INTERMITTENT INTEGRITY ENFORCEMENT

In this section, we analyze the effects that intermittent data integrity guarantees have on the estimation error under attack. To formalize this notion, we start with the following definition.

Definition 4. A global intermittent data integrity enforcement policy (μ, f, L) , where $\mu = \{t_k\}_{k=0}^{\infty}$ such that $t_0 > 1$, for all $k > 0$, $t_{k-1} < t_k$ and $L = \sup_{k>0} (t_k - t_{k-1})$, ensures that

$$\mathbf{a}_{t_k} = \mathbf{a}_{t_k+1} = \dots = \mathbf{a}_{t_k+f-1} = \mathbf{0}, \forall k \geq 0.$$

Furthermore, for a sensor $s_i \in \mathcal{S}$, the sensor’s intermittent data integrity enforcement policy (μ_i, f_i, L_i) , where $\mu_i =$

$\{t_{i_k}\}_{k=0}^{\infty}$ with $t_{i_0} > 1$, $t_{i_{k-1}} < t_{i_k}$ for all $k > 0$, and $L_i = \sup_{k>0} (t_{i_k} - t_{i_{k-1}})$, ensures that

$$\mathbf{a}_{t_{i_k}, i} = \mathbf{a}_{t_{i_k}+1, i} = \dots = \mathbf{a}_{t_{i_k}+f_i-1, i} = 0, \forall k \geq 0.$$

Intuitively, an intermittent data integrity enforcement policy for sensor s_i ensures that the injected attack $\mathbf{a}_{k,i}$ via the sensor will be equal to zero in at least f_i consecutive points, where the starts of these ‘blocks’ are at most L_i time-steps apart. Similarly, for a *global* intermittent data integrity enforcement policy, the whole attack vector \mathbf{a}_k has to be $\mathbf{0}$ for at least f consecutive steps, and the duration between these blocks is bounded from above to at most L time-steps.

Global intermittent integrity enforcement is easier to model (and analyze, as we will show in the next section). However, compared to the use of p separate sensor’s intermittent integrity enforcements, global enforcement policies impose significantly larger communication and computation overhead in every time-step when data integrity is enforced. For example, with global enforcement every sensor has to be able to compute and add a MAC to its message transmitted over a shared bus during one sampling period (which usually corresponds to a single communication frame). In addition, since in these systems estimation/control updates are commonly computed once all messages are received, when the integrity is enforced the estimator has to be able to evaluate/recompute all received MACs before its execution for that time-period. On the other hand, with integrity enforcement for each sensor, their MACs can be sent and reevaluated in separate (e.g., consecutive) sampling periods (i.e., communication frames).

Remark 4. *It is worth noting that our definition of intermittent integrity enforcement policies imposes a maximum time between integrity enforcements which, as we will show, is related to the worst-case estimation error caused by the attacks. The definition also captures **periodic** integrity enforcements when $L = t_k - t_{k-1}$ for all $k > 0$. Finally, the definition also allows for capturing policies with continuous integrity enforcements, by specifying $L \leq f$.*

The following theorem specifies that when a global intermittent integrity enforcement policy is used a stealthy attacker cannot insert an unbounded expected state estimation error.

Theorem 4. *Consider an LTI system from (1) with a global data integrity policy (μ, f, L) , where*

$$f = \min(\text{nullity}(\mathbf{C}) + 1, q_{un}), \quad (31)$$

and q_{un} denotes the number of distinct unstable eigenvalues of \mathbf{A} . Then the system is not perfectly attackable.

From the above theorem, it follows that even intermittent integrity guarantees significantly limit the damage that the attacker could make to the system. Furthermore, the theorem makes no assumptions about the set \mathcal{K} of compromised sensors; in the general case, system designers may not be able to provide this type of guarantees during system design, and thus no restrictions are imposed on the set, neither regarding the number of elements or whether some sensors belong to it.

To show the above theorem, we exploit the following result. Note that in the rest of the paper, we use the notation from Theorem 4 for f and q_{un} .

Theorem 5. *Consider $k \in \mathbb{N}$, such that $k + 1 \in \mu$ (i.e., at time $k + 1$ an integrity enforcement block in the policy μ starts). If $\Delta \mathbf{e}_k$ is a reachable state of the system $(\mathbf{A} - \mathbf{KCA}, \mathbf{K})$ under stealthy attacks and if the vectors $\mathbf{CA}\Delta \mathbf{e}_k, \mathbf{CA}\Delta \mathbf{e}_{k+1}, \dots, \mathbf{CA}\Delta \mathbf{e}_{k+f-1}$ are bounded, then the vector $\Delta \mathbf{e}_{k+f}$ has to be bounded for any stealthy attack.*

Proof. From (10) and (11) it follows that

$$\Delta \mathbf{e}_{k+f} = \mathbf{A}\Delta \mathbf{e}_{k+f-1} - \mathbf{K}\Delta \mathbf{z}_{k+f}, \quad (32)$$

$$\Delta \mathbf{z}_{k+f} = \mathbf{CA}\Delta \mathbf{e}_{k+f-1} + \mathbf{a}_{k+f} \quad (33)$$

Since $\|\mathbf{K}\|_2$ is finite, and $\|\Delta \mathbf{z}_{k+f}\|_2 \leq 1$ due to the stealthy attack constraint (30), then $\|\mathbf{K}\Delta \mathbf{z}_{k+f}\|_2 \leq \|\mathbf{K}\|_2 \|\Delta \mathbf{z}_{k+f}\|_2$ is bounded. Thus, to show that $\|\Delta \mathbf{e}_{k+f}\|_2$ is bounded, it is sufficient to prove that $\|\mathbf{A}\Delta \mathbf{e}_{k+f-1}\|_2$ is bounded.

Let’s assume the opposite – i.e., that $\|\mathbf{A}\Delta \mathbf{e}_{k+f-1}\|_2$ is unbounded while $\|\mathbf{CA}\Delta \mathbf{e}_k\|_2, \dots, \|\mathbf{CA}\Delta \mathbf{e}_{k+f-1}\|_2$ are all bounded. From (32) it follows that

$$\mathbf{A}\Delta \mathbf{e}_{k+f-1} = \mathbf{A}^f \Delta \mathbf{e}_k - \sum_{j=1}^{f-1} \mathbf{A}^{f-j} \mathbf{K}\Delta \mathbf{z}_{k+j}.$$

Given that $\|\Delta \mathbf{z}_{k+1}\|, \dots, \|\Delta \mathbf{z}_{k+f-1}\|$ are bounded due to the stealthy attack requirements, in order for $\mathbf{A}\Delta \mathbf{e}_{k+f-1}$ to be unbounded, $\mathbf{A}^f \Delta \mathbf{e}_k$ has to be unbounded as well.

On the other hand, although the matrix \mathbf{A} may not be diagonalizable in general, if we utilize the generalized eigenvectors of \mathbf{A} as a base of \mathbb{R}^n , the estimation error can be specified as

$$\Delta \mathbf{e}_k = \alpha_1 \mathbf{v}_1 + \dots + \alpha_n \mathbf{v}_n, \quad (34)$$

where $\alpha_i \in \mathbb{R}$, \mathbf{v}_i , $i = 1, \dots, l$ are eigenvectors of \mathbf{A} , and \mathbf{v}_i , $i = l + 1, \dots, n$ are remaining generalized eigenvectors of \mathbf{A} (i.e., vectors that are used to complete a base of \mathbb{R}^n). Given this representation, if we denote with λ_i , $i = 1, \dots, l$ the corresponding eigenvalues of \mathbf{A} , it follows that

$$\mathbf{A}^f \Delta \mathbf{e}_k = \alpha_1 \lambda_1^f \mathbf{v}_1 + \dots + \alpha_l \lambda_l^f \mathbf{v}_l + \mathbf{A}^f (\alpha_{l+1} \mathbf{v}_{l+1} + \dots + \alpha_n \mathbf{v}_n). \quad (35)$$

For the norm of this sum to be unbounded (as there is only a finite number of elements in the sum), at least one $\alpha_i \rightarrow \infty$ such that $\lambda_i \neq 0$. Following directly the approach from [10], [20] used to prove the necessary part of Theorem 3, it is shown that these $\alpha_i \rightarrow \infty$ can only be the gains of the eigenvectors that correspond to unstable eigenvalues.⁸ Without loss of generality, let’s denote the indices of such unstable eigenvectors, i.e., for which $\alpha_i \rightarrow \infty$, as $i = 1, \dots, r$, where $r \leq l$.

In addition, let’s decompose $\Delta \mathbf{e}_k$ into $\Delta \mathbf{e}_k = \mathbf{n}_k + \mathbf{w}_k$, where $\mathbf{n}_k = \alpha_1 \mathbf{v}_1 + \dots + \alpha_r \mathbf{v}_r$ and $\mathbf{w}_k = \alpha_{r+1} \mathbf{v}_{r+1} + \dots + \alpha_n \mathbf{v}_n$ capture the unbounded and bounded parts of the estimation error respectively. From the theorem’s assumptions, it holds that $\mathbf{CA}\Delta \mathbf{e}_k = \mathbf{CA}\mathbf{n}_k + \mathbf{CA}\mathbf{w}_k$ has to be bounded. Since $\mathbf{CA}\mathbf{w}_k$ is bounded, it follows that $\mathbf{A}\mathbf{n}_k \in \mathcal{N}(\mathbf{C})$

⁸To simplify our presentation, we will sometimes refer to the eigenvectors that correspond to unstable eigenvalues as *unstable eigenvectors*.

(because \mathbf{n}_k is unbounded). In order to show that this holds, let us consider the \mathbf{n}_k in the following representation

$$\mathbf{n}_k = \alpha_1 \mathbf{v}_1 + \dots + \alpha_r \mathbf{v}_r = \mathbf{V} \alpha_{1..r}, \quad (36)$$

where $\mathbf{V} = [\mathbf{v}_1 | \dots | \mathbf{v}_r]$ and $\alpha_{1..r} = [\alpha_1 \dots \alpha_r]^T$. Given that $\mathbf{C} \mathbf{A} \mathbf{n}_k$ has to be bounded, this means that $\mathbf{C} \mathbf{A} \mathbf{V} \alpha_{1..r}$ is bounded. That is, for the constant matrix $\Psi = \mathbf{C} \mathbf{A} \mathbf{V}$ we have that $\Psi \alpha_{1..r}$ is bounded. Given that all elements of vector $\alpha_{1..r}$ are unbounded (i.e. $\alpha_i \rightarrow \infty$, $i \in \{1, \dots, r\}$), $\Psi \alpha_{1..r}$ can be always bounded only if $\alpha_{1..r} \in \text{null}(\Psi)$. This in turn implies that $\Psi \alpha_{1..r} = \mathbf{C} \mathbf{A} \mathbf{V} \alpha_{1..r} = \mathbf{C} \mathbf{A} \mathbf{n}_k = \mathbf{0}$ which yields $\mathbf{A} \mathbf{n}_k \in \text{null}(\mathbf{C})$.

In addition, from the theorem conditions $\|\mathbf{C} \mathbf{A} \Delta \mathbf{e}_{k+1}\|_2$ is also bounded and

$$\begin{aligned} \mathbf{C} \mathbf{A} \Delta \mathbf{e}_{k+1} &= \mathbf{C} \mathbf{A} (\mathbf{A} \Delta \mathbf{e}_k - \mathbf{K} \Delta \mathbf{z}_{k+1}) \\ &= \mathbf{C} \mathbf{A}^2 \mathbf{n}_k + \mathbf{C} \mathbf{A}^2 \mathbf{w}_k - \mathbf{C} \mathbf{A} \mathbf{K} \Delta \mathbf{z}_{k+1} \end{aligned} \quad (37)$$

Because $\mathbf{C} \mathbf{A}^2 \mathbf{w}_k$ and $\mathbf{C} \mathbf{A} \mathbf{K} \Delta \mathbf{z}_{k+1}$ are bounded, this similarly imposes additional limitation on the attacker that $\mathbf{C} \mathbf{A}^2 \mathbf{n}_k$ has to be bounded as well – using the same argument as in the previous paragraph this implies that $\mathbf{A}^2 \mathbf{n}_k \in \mathcal{N}(\mathbf{C})$. Similarly, this argument can be repeated to show that for the f consecutive time-steps where $\mathbf{a}_k = \mathbf{0}$, the vectors $\mathbf{A} \mathbf{n}_k, \dots, \mathbf{A}^f \mathbf{n}_k$ all have to belong to the $\mathcal{N}(\mathbf{C})$.

To show that this cannot occur, we consider two cases:

Case I – When $q_{un} > \text{nullity}(\mathbf{C})$ and number of distinct eigenvalues in $\lambda_1, \dots, \lambda_r$ is greater than $\text{nullity}(\mathbf{C})$:

In this case, from (31) $f = \text{nullity}(\mathbf{C}) + 1$. Now consider vectors $\mathbf{b}_1, \dots, \mathbf{b}_f$, defined as $\mathbf{b}_i = \mathbf{A}^i \mathbf{n}_k$ – i.e.,

$$\mathbf{b}_i = \mathbf{A}^i \mathbf{n}_k = \alpha_1 \lambda_1^i \mathbf{v}_1 + \dots + \alpha_r \lambda_r^i \mathbf{v}_r, \quad i = 1, \dots, f. \quad (38)$$

As we have previously shown, vectors $\mathbf{b}_1, \dots, \mathbf{b}_f \in \mathcal{N}(\mathbf{C})$. Since the dimension of $\mathcal{N}(\mathbf{C})$ is $f - 1$, these vectors have to be linearly dependent; thus, there exist real coefficients $\gamma_1, \dots, \gamma_f \in \mathbb{R}$ such that $\gamma_1 \mathbf{b}_1 + \dots + \gamma_f \mathbf{b}_f = \mathbf{0}$ – i.e., from (38)

$$\gamma_1 (\alpha_1 \lambda_1 \mathbf{v}_1 + \dots + \alpha_r \lambda_r \mathbf{v}_r) + \dots + \gamma_f (\alpha_1 \lambda_1^f \mathbf{v}_1 + \dots + \alpha_r \lambda_r^f \mathbf{v}_r) = \mathbf{0}.$$

Since $\mathbf{v}_1, \dots, \mathbf{v}_r$ are linearly independent this can be satisfied only if

$$\text{diag}(\alpha_1 \lambda_1, \dots, \alpha_r \lambda_r) \underbrace{\begin{bmatrix} 1 & \lambda_1 & \dots & \lambda_1^{f-1} \\ 1 & \lambda_2 & \dots & \lambda_2^{f-1} \\ \dots & \dots & \dots & \dots \\ 1 & \lambda_r & \dots & \lambda_r^{f-1} \end{bmatrix}}_{\mathbf{V}(\lambda_1, \dots, \lambda_r)_{r \times f}} \cdot \underbrace{\begin{bmatrix} \gamma_1 \\ \gamma_2 \\ \dots \\ \gamma_f \end{bmatrix}}_{\gamma_{1..f}} = \mathbf{0}.$$

Since $\lambda_1, \dots, \lambda_r$ are unstable (and thus nonzero), the above condition can be represented as $\mathbf{V}(\lambda_1, \dots, \lambda_r)_{r \times f} \cdot \gamma_{1..f} = \mathbf{0}$; here, $\mathbf{V}(\lambda_1, \dots, \lambda_r)_{r \times f}$ denotes a Vandermonde matrix. From the condition of the Case I, it follows that the number of distinct eigenvalues in $\lambda_1, \dots, \lambda_r$ is greater than or equal to f , and thus the matrix is full rank [5] – i.e.,

$$\text{rank}(\mathbf{V}(\lambda_1, \dots, \lambda_r)_{r \times f}) = f.$$

Therefore, the vector $\gamma_{1..f}$ has to be $\mathbf{0}$, and the f vectors $\mathbf{b}_1, \dots, \mathbf{b}_f$ are linearly independent while belonging to a vector space with dimension $f - 1$ (i.e., $\mathcal{N}(\mathbf{C})$). This is a clear contradiction, and for this case, the theorem holds.

Case II – When $q_{un} > \text{nullity}(\mathbf{C})$ and number of distinct eigenvalues in $\lambda_1, \dots, \lambda_r$ is lower than $\text{nullity}(\mathbf{C})$, or $q_{un} \leq \text{nullity}(\mathbf{C})$: Let's denote with η the number of distinct eigenvalues in $\lambda_1, \dots, \lambda_r$. From the condition of this case and the definition of f it follows that $\eta \leq f$.

As in the previous case, let us form vectors $\mathbf{b}_1, \dots, \mathbf{b}_\eta \in \mathcal{N}(\mathbf{C})$, and let $\mathcal{V} = \{i \mid 1 \leq i \leq r, \lambda_i = \lambda_j\}$. Consider

$$\gamma_1 \mathbf{b}_1 + \dots + \gamma_\eta \mathbf{b}_\eta = \sum_{i \in \mathcal{V}} \alpha_i \lambda_i \mathbf{v}_i. \quad (39)$$

Since the eigenvectors $\mathbf{v}_1, \dots, \mathbf{v}_r$ are linearly independent, as they are part of the considered \mathbb{R}^n base, it follows that

$$\text{diag}(\alpha_1 \lambda_1, \dots, \alpha_r \lambda_r) \begin{bmatrix} 1 & \lambda_1 & \dots & \lambda_1^{\eta-1} \\ 1 & \lambda_2 & \dots & \lambda_2^{\eta-1} \\ \dots & \dots & \dots & \dots \\ 1 & \lambda_r & \dots & \lambda_r^{\eta-1} \end{bmatrix} \begin{bmatrix} \gamma_1 \\ \gamma_2 \\ \dots \\ \gamma_\eta \end{bmatrix} = \mathbf{0} \quad (40)$$

$$= \text{diag}(\alpha_1 \lambda_1, \dots, \alpha_r \lambda_r) \mathbf{1}_\mathcal{V},$$

where $\mathbf{1}_\mathcal{V} \in \mathbb{R}^r$ is a sparse vector of 1s with support in \mathcal{V} . Since there are η distinct values in the r unstable eigenvalues, then the rank of the Vandermonde matrix $\mathbf{V}(\lambda_1, \dots, \lambda_r)_{r \times \eta}$ in (40) is equal to η . Furthermore,

$$\text{rank}([\mathbf{V}(\lambda_1, \dots, \lambda_r)_{r \times \eta} \mid \mathbf{1}_\mathcal{V}]) = \eta.$$

From Kronecker–Capelli theorem, this implies that there exist a non-trivial solution $\gamma_1, \dots, \gamma_\eta$ to (40) and thus (39). On the other hand, a linear combination of eigenvectors corresponding to the same eigenvalue is also an eigenvector; thus vector $\mathbf{v} = \sum_{i \in \mathcal{V}} \alpha_i \lambda_i \mathbf{v}_i$ is an eigenvector of \mathbf{A} . This implies that an eigenvector \mathbf{v} of matrix \mathbf{A} belongs to the subspace spanned by $\mathbf{b}_1, \dots, \mathbf{b}_\eta$, which is a subset of the $\mathcal{N}(\mathbf{C})$. This contradicts the starting assumptions, since (\mathbf{A}, \mathbf{C}) is observable, and in that case an eigenvector of \mathbf{A} may not belong to the $\mathcal{N}(\mathbf{C})$.

This concludes the proof, since the highest η that can occur in this case is $\min(\text{nullity}(\mathbf{C}) + 1, q_{un}) = f$. \square

Using the previous theorem, we now prove Theorem 4.

Proof of Theorem 4. Consider any time-point $t_k + f$ such that $t_k \in \mu$ – i.e., t_k is the start of an integrity enforcement block. Thus, $\mathbf{a}_{t_k} = \dots = \mathbf{a}_{t_k+f-1} = \mathbf{0}$. From (11) it follows that $\Delta \mathbf{z}_{t_k+j} = \mathbf{C} \mathbf{A} \Delta \mathbf{e}_{t_k+j-1}$, $j = 0, \dots, f - 1$, and thus from (30)

$$\|\mathbf{C} \mathbf{A} \Delta \mathbf{e}_{t_k+j-1}\|_2 \leq 1, \quad j = 0, \dots, f - 1.$$

Now, from Theorem 5 it follows that the state estimation error $\Delta \mathbf{e}_{t_k+f-1}$ has to be bounded for any stealthy attack; this holds for all time points at the ends of integrity enforcement intervals. Since in the proof of Theorem 5, we have not used any specifics of the time points, there exists a global bound on state estimation error at the end of all integrity enforcement periods (as illustrated in Figure 3).

Finally, consider an expected state-estimation error vector at any time j . From Definition 4, there exists $t_i \in \mu$ such that $j \in [\hat{t}_i, \hat{t}_i + L)$, where $\hat{t}_i = t_i + f$ (Figure 3). Now, from (10) and (11) we have that

$$\Delta \mathbf{e}_j = \mathbf{A}^{j-\hat{t}_i} \Delta \mathbf{e}_{\hat{t}_i} - \sum_{l=1}^{j-\hat{t}_i} \mathbf{A}^{j-\hat{t}_i-l} \mathbf{K} \Delta \mathbf{z}_{\hat{t}_i+l}. \quad (41)$$

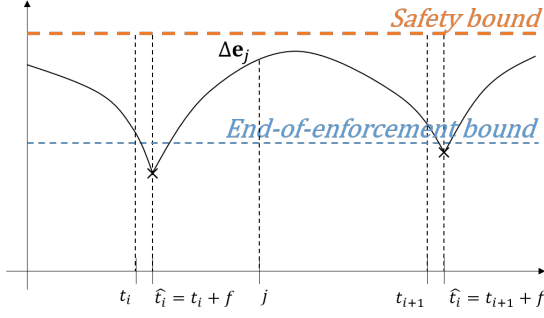


Fig. 3. System evolution between two consecutive endpoints of integrity enforcement intervals.

Thus, the evolution of the expected state estimation error vector between two time points with bounded values can be described as evolution over a finite number of steps of a dynamical system with bounded inputs (since $\|\Delta \mathbf{z}_{\hat{t}_i+l}\|_2 \leq 1$); from the triangle and Cauchy-Schwarz inequalities it follows

$$\|\Delta \mathbf{e}_j\|_2 \leq \|\mathbf{A}\|_2^{j-\hat{t}_i} \|\Delta \mathbf{e}_{\hat{t}_i}\|_2 + \sum_{l=1}^{j-\hat{t}_i} \|\mathbf{A}\|_2^{j-\hat{t}_i-l} \|\mathbf{K}\|_2. \quad (42)$$

Hence, the expected estimation error vector $\Delta \mathbf{e}_j$ is bounded for any j , and the system is not perfectly attackable. \square

Theorem 4 assumes that the attacker has the full knowledge of the system's integrity enforcement policy – i.e., at which time-points integrity enforcements will occur. As we illustrate in Section VI, this allows the attacker to plan attacks that maximize the error, while ensuring stealthiness of the attack by reducing the state estimation errors to the levels that will not trigger detection during integrity enforcement intervals. On the other hand, if the attacker is not aware of the time points in which integrity enforcements would occur, the requirements for the integrity enforcement can be additionally relaxed. This is caused by the fact that the attacker has to ensure that if at any future point he is not able to inject malicious data, the residue would still remain below the triggering threshold from (30).

Theorem 6. Any LTI system from (1) with a global data integrity policy $(\mu, 1, L)$ is not perfectly attackable for a stealthy attacker that does not have the knowledge of μ .

Proof. First, note that $\mathbf{A}\mathbf{n}_k$, where \mathbf{n}_k is defined as in (36) in the proof of Theorem 5, can not always belong to $\mathcal{N}(\mathbf{C})$ if the attacker wants to introduce an unbounded state estimation error. If it did (i.e., $\mathbf{A}\mathbf{n}_k \in \mathcal{N}(\mathbf{C})$, for all k), from (11) and (30) it would follow that \mathbf{a}_k is always bounded. This would imply that the dynamics from (10) has bounded inputs, which since matrix $(\mathbf{A} - \mathbf{KCA})$ is stable (\mathbf{K} is the Kalman gain), would imply that $\Delta \mathbf{e}_k$ cannot diverge – the reachable set \mathcal{R} can not be unbounded.

On the other hand, let's assume that the expected state estimation error can be unbounded. Then, from our previous argument, exists k such that $\mathbf{A}\mathbf{n}_k \notin \mathcal{N}(\mathbf{C})$. Using the results shown in the proof of Theorem 5, it follows that $\|\mathbf{CA}\Delta \mathbf{e}_k\|_2$ is unbounded and $\|\mathbf{CA}\Delta \mathbf{e}_k\|_2 > 1$. Then, if global data integrity

is enforced only once at the time-step $k+1$, from (11) it would follow that $\|\Delta \mathbf{z}_{k+1}\|_2 = \|\mathbf{CA}\Delta \mathbf{e}_k\|_2 > 1$, which violates the stealthy attack requirement from (30). \square

Theorems 4 and 5 consider a worst-case scenario without any constraints or assumptions about the set of compromised sensors \mathcal{K} (e.g., that less than q sensors are compromised). Yet, some knowledge about the set \mathcal{K} may be available at design-time. For instance, for *MitM* attacks some sensors cannot be in set \mathcal{K} , such as on-board sensors that do not communicate over a network to deliver information to the estimator, or sensors with built-in continuous data authentication. In these cases, the number of integrity enforcements can be reduced.

Corollary 2. Consider a system from (1) with a global data integrity policy (μ, f, L) , where $f = \min(\text{nullity}(\mathbf{C}) + 1, q_{un}^*)$ and q_{un}^* denotes the number of distinct unstable eigenvalues λ_i of \mathbf{A} for which the corresponding eigenvector \mathbf{v}_i satisfies $\text{supp}(\mathbf{C}\mathbf{v}_i) \in \mathcal{K}$. Then the system is not perfectly attackable.

Proof. As shown in the proof of Theorem 6, $\mathbf{A}\mathbf{n}_k$ cannot always belong to $\mathcal{N}(\mathbf{C})$. Thus, the proof directly follows the proof of Theorem 4, with the only difference that all $\alpha_i \rightarrow \infty$ in \mathbf{n}_k from (36) also have to correspond the unstable eigenvectors \mathbf{v}_i satisfying that $\text{supp}(\mathbf{C}\mathbf{v}_i) \in \mathcal{K}$; otherwise, consider $\alpha_i \rightarrow \infty$, from a decomposition of a 'large' $\Delta \mathbf{e}_k$ such that $\mathbf{A}\mathbf{n}_k \notin \mathcal{N}(\mathbf{C})$ and corresponding eigenvector \mathbf{v}_i where $\text{supp}(\mathbf{C}\mathbf{v}_i) \notin \mathcal{K}$. Then the components of the residue $\Delta \mathbf{z}_{k+1}$ whose indicies are in $\text{supp}(\mathbf{C}\mathbf{v}_i)$ but not in \mathcal{K} (i.e., $P_{\text{supp}(\mathbf{C}\mathbf{v}_i) \setminus \mathcal{K}} \Delta \mathbf{z}_{k+1}$) cannot be influenced by the attack signal \mathbf{a}_{k+1} , meaning that their large values due to $\alpha_i \rightarrow \infty$ cannot be compensated for by the attack signal, and thus will violate the stealthiness condition (30). \square

Let us recall Definition 1 that introduced \mathcal{A}_k , the set of all stealthy attacks up to time k – it only requires that attack vector $\mathbf{a}_{1..k} \in \mathcal{A}_k$ satisfies the stealthiness conditions up to time k . Thus, as shown in the proof of Theorem 4, the attacker applying attack $\mathbf{a}_{1..k} \in \mathcal{A}_k$ may have to violate the stealthiness constraint during the next integrity enforcement block, since for those time-points t when integrity is enforced $\mathbf{a}_t = \mathbf{0}$. As the attacker's goal is to remain stealthy even during integrity enforcements, we consider policy-aware stealthy attack sets.

Definition 5. For an integrity enforcement policy (μ, f, L) , the set of all policy-aware stealthy attacks up to time k is

$$\mathcal{A}_k^\mu = \left\{ \mathbf{a}_{1..k} \mid \begin{array}{l} \mathbf{a}_{1..k'} \in \mathcal{A}_{k'}, \\ k' = \min \{t \mid (t - f + 1 \in \mu) \wedge (t \geq k)\} \end{array} \right\}.$$

Intuitively, the attacker will always plan attacks at least until the end of next integrity enforcement block (captured by k'), while keeping the probability of detection as low. Thus, we also need to modify the definition of the k -reachable region \mathcal{R}_k (Def. 2), as it depends on the employed set of stealthy attacks.

Definition 6. The policy aware k -reachable region \mathcal{R}_k^μ of the state estimation error under the attack (i.e., \mathbf{e}_k^a) is the set

$$\mathcal{R}_k^\mu = \left\{ \mathbf{e} \in \mathbb{R}^n \mid \begin{array}{l} \mathbf{e}\mathbf{e}^T \preceq E[\mathbf{e}_k^a]E[\mathbf{e}_k^a]^T + \gamma \text{Cov}(\mathbf{e}_k^a), \\ \mathbf{e}_k^a = \mathbf{e}_k^a(\mathbf{a}_{1..k}), \mathbf{a}_{1..k} \in \mathcal{A}_k^\mu \end{array} \right\}. \quad (43)$$

Furthermore, the global policy-aware reachable region \mathcal{R}^μ of the state estimation error \mathbf{e}_k^α is the set

$$\mathcal{R}^\mu = \bigcup_{k=0}^{\infty} \mathcal{R}_k^\mu. \quad (44)$$

The above definition introduces a region that can be reached by an attacker that both considers past behavior and plans accordingly into the future to avoid being detected. Since $\mathcal{A}_k^\mu \subseteq \mathcal{A}_k$, it directly follows that $\mathcal{R}^\mu \subseteq \mathcal{R}$, and the boundedness property holds. Finally, note that when no integrity enforcements are used it follows that $\mathcal{R}^\mu \equiv \mathcal{R}$.

1) Guarantees with Sensor-wise Integrity Enforcement:

Due to space constraint, we now consider a case where the system has one unstable eigenvalue λ_1 with the corresponding eigenvector \mathbf{v}_1 , but the result can be easily generalized. Also, let's assume that all sensor integrity enforcement policies use $f_i = 1$ and have $t_{i_k} = t_{i+1_k} - 1$ for all k and all $i = 1, \dots, p-1$ (i.e., sensors enforce integrity in consecutive points, first s_1 , then s_2 , etc); this also implies all L_i are equal. Again, the argument below can be generalized even if more than one sensor's integrity is enforced in some slots (e.g., at t_k sensors s_1, s_3 and at $t_k + 1$ the remaining sensors' integrity is enforced).

It can be shown that in this case the system is not perfectly attackable. The proof follows the ideas from the proofs of Theorems 4 and 5. If s_1 integrity is enforced at $t_{1_k} = j$, that would mean that $\mathbf{z}_{j,1} = P_{\{s_1\}} \mathbf{C} \mathbf{A} \mathbf{e}_{j-1}$. Thus, if e_{j-1} is unbounded that would imply that $\mathbf{A} \mathbf{e}_{j-1} \in \mathcal{N}(P_{\{s_1\}} \mathbf{C})$. Following the proof of Theorem 5, we can then show that $\mathbf{A} \mathbf{v}_1 \in \mathcal{N}(P_{\{s_1\}} \mathbf{C})$, and $\mathbf{A} \lambda_1 \mathbf{v}_1 \in \mathcal{N}(P_{\{s_2\}} \mathbf{C})$, ..., as well as $\mathbf{A} \lambda_1^{p-1} \mathbf{v}_1 \in \mathcal{N}(P_{\{s_p\}} \mathbf{C})$. This can be represented as $\text{diag}(1, \lambda_1, \dots, \lambda_1^{p-1}) \cdot \mathbf{C} \mathbf{v} = \mathbf{0}$, which since $\lambda_1 \neq 0$ implies that $\mathbf{v}_1 \in \mathcal{N}(\mathbf{C})$. This is a contradiction because (\mathbf{A}, \mathbf{C}) is observable from our initial assumptions.

V. ANALYSIS AND DESIGN OF SAFE INTEGRITY ENFORCEMENT POLICIES

In the previous section, we have shown that with even intermittent integrity enforcements a stealthy attacker cannot introduce an unbounded state estimation error, irrelevant of the set of compromised sensors \mathcal{K} . However, we still need to provide methods to evaluate whether a specific integrity enforcement policy ensures the desired estimation performance (i.e., state estimation error) even in the presence of attacks. Furthermore, our goal is to also provide a design framework to derive integrity enforcement policies that ensure that the state estimation errors remain within a desired region even under attack. Thus, in this section, we introduce a computationally efficient method to achieve this based on an efficient estimation of the reachable region \mathcal{R}_k^μ from (43) for systems with intermittent data integrity enforcements.

A. Reachable State Estimation Errors with Intermittent Integrity Enforcements

Consider an LTI system from (1), (9) with a global data integrity policy (μ, f, L) . As in Definition 5, we use $\mathbf{a}_{1..k} =$

$[(\mathbf{a}_1)^T \dots (\mathbf{a}_k)^T]^T \in \mathbb{R}^{pk}$ to capture attack vectors up to step k , where $\text{supp}(\mathbf{a}_j) = \tilde{\mathcal{K}}_j$, $j = 1, \dots, k$, and

$$\tilde{\mathcal{K}}_j = \begin{cases} \emptyset, & j - i \in \mu, \text{ for some } i, 0 \leq i < f, \\ \mathcal{K}, & \text{otherwise} \end{cases}$$

Here, $\tilde{\mathcal{K}}_j$ captures the set of compromised sensor measurements received in step j - i.e., if data integrity is enforced at step j then no measurements are compromised. In addition, let us define $\text{supp}(\mathbf{a}_{1..k}) = \mathcal{Q}_k \subseteq \{1, \dots, pk\}$; note that \mathcal{Q}_k effectively captures information about the applied integrity enforcement policy, and

$$|\mathcal{Q}_k| = |\mathcal{Q}_{k-1}| + |\tilde{\mathcal{K}}_k| = \sum_{i=1}^k |\tilde{\mathcal{K}}_i|. \quad (45)$$

From (10) and (11), $\Delta \mathbf{e}_k$ and $\Delta \mathbf{z}_k$ can be captured in a non-recursive form as

$$\begin{aligned} \Delta \mathbf{e}_k &= - \underbrace{\left[(\mathbf{A} - \mathbf{KCA})^{k-1} \mathbf{K} \mid \dots \mid \mathbf{K} \right]}_{\mathbf{M}_k} \mathbf{a}_{1..k} \\ \Delta \mathbf{z}_k &= \underbrace{\left[-\mathbf{CAM}_{k-1} \mid \mathbf{I} \right]}_{\mathbf{N}_k} \mathbf{a}_{1..k} \end{aligned} \quad (46)$$

To incorporate the information about the sparsity of the attack vector, we use suitable projections onto \mathcal{Q}_k and $\tilde{\mathcal{K}}_1, \dots, \tilde{\mathcal{K}}_k$, which satisfy $\mathbf{P}_{\mathcal{Q}_k} = \text{BlckDiag}(\mathbf{P}_{\tilde{\mathcal{K}}_1}, \dots, \mathbf{P}_{\tilde{\mathcal{K}}_k})$. In addition, it holds that $\mathbf{P}_{\tilde{\mathcal{K}}_j}^\dagger = \mathbf{P}_{\tilde{\mathcal{K}}_j}^T$, since $\mathbf{P}_{\tilde{\mathcal{K}}_j} \mathbf{P}_{\tilde{\mathcal{K}}_j}^T = \mathbf{I}_{|\tilde{\mathcal{K}}_j|}$, for $j = 1, \dots, k$, and thus $\mathbf{P}_{\mathcal{Q}_k}^\dagger = \mathbf{P}_{\mathcal{Q}_k}^T$. Then, (46) can be restated as

$$\begin{aligned} \Delta \mathbf{e}_k &= - \underbrace{\left[(\mathbf{A} - \mathbf{KCA})^{k-1} \mathbf{K} \mathbf{P}_{\tilde{\mathcal{K}}_1}^\dagger \mid \dots \mid \mathbf{K} \mathbf{P}_{\tilde{\mathcal{K}}_k}^\dagger \right]}_{\mathbf{M}_k \mathbf{P}_{\mathcal{Q}_k}^\dagger} \mathbf{P}_{\mathcal{Q}_k} \mathbf{a}_{1..k} \\ \Delta \mathbf{z}_k &= \underbrace{\left[-\mathbf{CAM}_{k-1} \mathbf{P}_{\mathcal{Q}_{k-1}}^\dagger \mid \mathbf{P}_{\tilde{\mathcal{K}}_k}^\dagger \right]}_{\mathbf{N}_k \mathbf{P}_{\mathcal{Q}_k}^\dagger} \mathbf{P}_{\mathcal{Q}_k} \mathbf{a}_{1..k} \end{aligned} \quad (47)$$

with matrices $\mathbf{M}_k \mathbf{P}_{\mathcal{Q}_k}^\dagger$ and $\mathbf{N}_k \mathbf{P}_{\mathcal{Q}_k}^\dagger$ capturing information about the time steps in which data integrity is enforced.

For the general form of the detection function g_k it may not be possible to obtain a simple analytical solution for the regions \mathcal{R}_k^μ and \mathcal{R}^μ . Therefore, in this section we will focus on a specific detection function employed by the widely used Sequential Probability Ratio Test (SPRT) detectors. However, the presented method can be extended in similar fashion to cover other detectors, such as cumulative sum and generalized likelihood test.

For the SPRT detector (e.g., as in [11]), the detector function can be captured as

$$\begin{aligned} g_k &= g_{k-1} + \Lambda_k = \\ &= \sum_{\tau=1}^k \left(\frac{1}{2} \mathbf{z}_\tau^T \mathbf{Q}^{-1} \mathbf{z}_\tau + \log c \sqrt{(2\pi)^p \det(\mathbf{Q})} \right) = \\ &= \frac{1}{2} \sum_{\tau=1}^k \left(\mathbf{z}_\tau^T \mathbf{Q}^{-1} \mathbf{z}_\tau \right) + k \log c \sqrt{(2\pi)^p \det(\mathbf{Q})} \end{aligned} \quad (48)$$

where $\Lambda_k = \log \frac{f_a(\mathbf{z}_k)}{f(\mathbf{z}_k)}$, f_a and f are probability density functions of the residuals under the attack and in regular operation respectively, and $c = e^{-\frac{\epsilon}{2}} / \sqrt{(2\pi)^p \det(\mathbf{Q})}$ is a design constant initialized such that log-likelihood ratio $\Lambda_k \equiv 0$ when the system is not under attack. Thus, in this case the attacker's stealthiness constraint from (16) (i.e., $P(g_k^a > h) \leq P(g_k > h) + \epsilon$) can be captured as

$$P\left(\sum_{\tau=1}^k (\mathbf{z}_\tau^a T \mathbf{Q}^{-1} \mathbf{z}_\tau^a) > 2h + kp\right) \leq \epsilon + P\left(\sum_{\tau=1}^k (\mathbf{z}_\tau^T \mathbf{Q}^{-1} \mathbf{z}_\tau) > 2h + kp\right)$$

Given that these two sums have the non-central χ^2 (left) and (central) χ^2 distributions, from Theorem 1 and the proof of Lemma 1 it follows that the above constraint is equivalent to

$$\sqrt{\sum_{\tau=1}^k \|\Delta \mathbf{z}_\tau\|_{\mathbf{Q}^{-1}}^2} \leq \alpha_{\chi^2}(\epsilon, kp, 2h + kp). \quad (49)$$

On the other hand, from (47) it follows that

$$\begin{aligned} \sum_{\tau=1}^k \|\Delta \mathbf{z}_\tau\|_{\mathbf{Q}^{-1}}^2 &= \sum_{\tau=1}^k \Delta \mathbf{z}_\tau^T \mathbf{Q}^{-1} \Delta \mathbf{z}_\tau = \\ &= \sum_{\tau=1}^k (\mathbf{P}_{\mathcal{Q}_k} \mathbf{a}_{1..k})^T [\mathbf{N}_\tau \mathbf{P}_{\mathcal{Q}_\tau}^\dagger \quad \mathbf{0}_{p \times (|\mathcal{Q}_k| - |\mathcal{Q}_\tau|)}]^T \mathbf{Q}^{-1} \\ &\quad [\mathbf{N}_\tau \mathbf{P}_{\mathcal{Q}_\tau}^\dagger \quad \mathbf{0}_{p \times (|\mathcal{Q}_k| - |\mathcal{Q}_\tau|)}] \mathbf{P}_{\mathcal{Q}_k} \mathbf{a}_{1..k}. \end{aligned}$$

Hence, from (49), the attacker's stealthiness constraint under considered integrity enforcement policy μ can be captured as

$$\|\mathbf{P}_{\mathcal{Q}_k} \mathbf{a}_{1..k}\|_{\Theta_k} \leq \alpha_{\chi^2}(\epsilon, kp, 2h + kp), \quad (50)$$

where

$$\Theta_k = \sum_{\tau=1}^k [\mathbf{N}_\tau \mathbf{P}_{\mathcal{Q}_\tau}^\dagger \quad \mathbf{0}_{p \times (|\mathcal{Q}_k| - |\mathcal{Q}_\tau|)}]^T \mathbf{Q}^{-1} [\mathbf{N}_\tau \mathbf{P}_{\mathcal{Q}_\tau}^\dagger \quad \mathbf{0}_{p \times (|\mathcal{Q}_k| - |\mathcal{Q}_\tau|)}]. \quad (51)$$

For the above matrix Θ_k , the following property holds.

Lemma 3. For any $k \geq 1$, the matrix Θ_k is positive definite.

Proof. We start with the case when $k = 1$. From Definition 4, data integrity is not enforced at $k = 1$ and thus $\mathcal{Q}_1 = \tilde{\mathcal{K}}_1 = \mathcal{K}$. Due to the way projection matrices are formed, we have that

$$\mathbf{P}_{\mathcal{Q}_1}^{\dagger T} \mathbf{P}_{\mathcal{Q}_1}^\dagger = \mathbf{I}_{|\mathcal{Q}_1|} \succ 0 \quad \text{and} \quad \Theta_1 = [\mathbf{P}_{\mathcal{Q}_1}^\dagger]^T \mathbf{Q}^{-1} [\mathbf{P}_{\mathcal{Q}_1}^\dagger].$$

Since $\mathbf{Q} \succ 0$, it follows that $\Theta_1 \succ 0$ as well.

Now, consider the case $k \geq 2$ and let us assume that Θ_{k-1} is positive definite. From (51) it follows that

$$\Theta_k = \underbrace{\begin{bmatrix} \Theta_{k-1} & \mathbf{0}_{|\mathcal{Q}_{k-1}| \times |\tilde{\mathcal{K}}_k|} \\ \mathbf{0}_{|\tilde{\mathcal{K}}_k| \times |\mathcal{Q}_{k-1}|} & \mathbf{0}_{|\tilde{\mathcal{K}}_k| \times |\tilde{\mathcal{K}}_k|} \end{bmatrix}}_{\tilde{\Theta}_{k-1}} + \underbrace{[\mathbf{N}_k \mathbf{P}_{\mathcal{Q}_k}^\dagger]^T \mathbf{Q}^{-1} [\mathbf{N}_k \mathbf{P}_{\mathcal{Q}_k}^\dagger]}_{\Theta_k} \begin{bmatrix} [\mathbf{I}_{|\mathcal{Q}_k|} \quad \mathbf{0}] \Theta_t^{-1} [\mathbf{I}_{|\mathcal{Q}_k|} \quad \mathbf{0}]^T & \mathbf{P}_{\mathcal{Q}_k} \mathbf{a}_{1..k} \\ (\mathbf{P}_{\mathcal{Q}_k} \mathbf{a}_{1..k})^T & \alpha_{\chi^2}^2(\epsilon, tp, 2h + tp) \end{bmatrix} \succ 0 \quad (52)$$

and we consider the following two cases.

Case I: There does not exist i , such that $0 \leq i < f$ and $k - i \in \mu$; this implies that integrity is not enforced at the step k and $\tilde{\mathcal{K}}_k = \mathcal{K}$. Because both $\Theta_{k-1} \succ 0$ and $\mathbf{Q} \succ 0$, both addends in (52) are positive semidefinite matrices, and $\Theta_k \succeq 0$. In addition, since Θ_{k-1} is positive definite by assumption, $\mathcal{N}(\tilde{\Theta}_{k-1}) = \mathcal{R}([\mathbf{0}_{|\tilde{\mathcal{K}}_k| \times |\mathcal{Q}_{k-1}|} \quad \mathbf{I}_{|\tilde{\mathcal{K}}_k|}]^T)$. Furthermore,

from (47), we have (53). Given that $(\mathbf{P}_{\tilde{\mathcal{K}}_k}^\dagger)^T \mathbf{Q}^{-1} \mathbf{P}_{\tilde{\mathcal{K}}_k}^\dagger \succ 0$, it follows that $\mathcal{N}(\tilde{\Theta}_k)$ cannot have non-zero vectors from $\mathcal{R}([\mathbf{0}_{|\tilde{\mathcal{K}}_k| \times |\mathcal{Q}_{k-1}|} \quad \mathbf{I}_{|\tilde{\mathcal{K}}_k|}]^T)$. Therefore,

$$\mathcal{N}(\tilde{\Theta}_k) \cap \mathcal{N}(\tilde{\Theta}_{k-1}) = \{\mathbf{0}\}. \quad (54)$$

Now, assume that there exists a non-zero vector \mathbf{v} such that $\mathbf{v} \in \mathcal{N}(\Theta_k)$ - i.e., $(\tilde{\Theta}_k + \tilde{\Theta}_{k-1})\mathbf{v} = \mathbf{0}$, and thus

$$\mathbf{v}^T \tilde{\Theta}_k \mathbf{v} = -\mathbf{v}^T \tilde{\Theta}_{k-1} \mathbf{v}.$$

However, since \mathbf{v} cannot be in the null-spaces of both matrices due to (54), and $\tilde{\Theta}_{k-1}$ and $\tilde{\Theta}_k$ are both positive semidefinite, this is a clear contradiction. Consequently, $\Theta_k = \tilde{\Theta}_k + \tilde{\Theta}_{k-1}$ $\mathcal{N}(\Theta_k) = \{\mathbf{0}\}$, and since Θ_k is a positive semidefinite matrix it holds that $\Theta_k \succ 0$.

Case II: There exists i , such that $0 \leq i < f$ and $k - i \in \mu$; i.e., integrity is enforced at the step k . Thus, $|\tilde{\mathcal{K}}_k| = 0$, so $\tilde{\Theta}_{k-1} = \Theta_{k-1}$ is positive definite. Thus, since $\tilde{\Theta}_k \succeq 0$, it follows that $\Theta_k = \tilde{\Theta}_k + \tilde{\Theta}_{k-1}$ is positive definite. \square

Now, the specification of the stealthiness condition from (50) allows us to obtain the following result.

Theorem 7. The k -reachable region \mathcal{R}_k^μ under a global data integrity enforcement policy (μ, f, L) can be represented as

$$\mathcal{R}_k^\mu = \left\{ \mathbf{e}_k^a \mathbf{e}_k^a \mathbf{e}_k^a T \preceq \alpha_{\chi^2}^2 [\mathbf{M}_k \mathbf{P}_{\mathcal{Q}_k}^\dagger \quad \mathbf{0}] \Theta_t^{-1} [\mathbf{M}_k \mathbf{P}_{\mathcal{Q}_k}^\dagger \quad \mathbf{0}]^T + \gamma \Sigma \right\} \quad (55)$$

where $\alpha_{\chi^2}^2 = \alpha_{\chi^2}^2(\epsilon, tp, 2h + tp)$, t is the first end of an integrity enforcement block following k - i.e., the earliest time point such that $t - f + 1 \in \mu$ and $k \leq t$, and $\mathbf{0} = \mathbf{0}_{|\mathcal{Q}_k| \times (|\mathcal{Q}_t| - |\mathcal{Q}_k|)}$.

Proof. Consider the stealthiness constraints (50) at time t , which can be written as

$$\alpha_{\chi^2}^2(\epsilon, tp, 2h + tp) - (\mathbf{P}_{\mathcal{Q}_t} \mathbf{a}_{1..t})^T \Theta_t \mathbf{P}_{\mathcal{Q}_t} \mathbf{a}_{1..t} \geq 0. \quad (56)$$

Now, using Schur complement and Lemma 3, we obtain

$$\begin{bmatrix} \Theta_t^{-1} & \mathbf{P}_{\mathcal{Q}_t} \mathbf{a}_{1..t} \\ (\mathbf{P}_{\mathcal{Q}_t} \mathbf{a}_{1..t})^T & \alpha_{\chi^2}^2(\epsilon, tp, 2h + tp) \end{bmatrix} \succ 0 \quad (57)$$

If we reduce the matrix by removing pairs of rows and columns corresponding to $\mathbf{a}_{k+1..t}$, we obtain that

$$\begin{bmatrix} [\mathbf{I}_{|\mathcal{Q}_k|} \quad \mathbf{0}] \Theta_t^{-1} [\mathbf{I}_{|\mathcal{Q}_k|} \quad \mathbf{0}]^T & \mathbf{P}_{\mathcal{Q}_k} \mathbf{a}_{1..k} \\ (\mathbf{P}_{\mathcal{Q}_k} \mathbf{a}_{1..k})^T & \alpha_{\chi^2}^2(\epsilon, tp, 2h + tp) \end{bmatrix} \succ 0 \quad (58)$$

where $\mathbf{0} = \mathbf{0}_{|\mathcal{Q}_k| \times (|\mathcal{Q}_t| - |\mathcal{Q}_k|)}$. This reduction is the same as forming a quadratic representation with projection matrices on either side, so it will preserve the property of being positive definite. Furthermore, note that with condition (58) we need to compute only single Θ_t^{-1} for all points between integrity enforcement blocks, since constraints for prior attacks (i.e., time points before t) directly follow from (58).

The LMI in (59) follows from (58) as it forms a quadratic representation. Using (47) and Schur complement once again,

$$\tilde{\Theta}_k = \begin{bmatrix} (\mathbf{C}\mathbf{A}\mathbf{M}_{k-1}\mathbf{P}_{\mathcal{Q}_{k-1}}^\dagger)^T \mathbf{Q}^{-1} \mathbf{C}\mathbf{A}\mathbf{M}_{k-1}\mathbf{P}_{\mathcal{Q}_{k-1}}^\dagger & (\mathbf{C}\mathbf{A}\mathbf{M}_{k-1}\mathbf{P}_{\mathcal{Q}_{k-1}}^\dagger)^T \mathbf{Q}^{-1} \mathbf{P}_{\tilde{\mathcal{K}}_k}^\dagger \\ (\mathbf{P}_{\tilde{\mathcal{K}}_k}^\dagger)^T \mathbf{Q}^{-1} \mathbf{C}\mathbf{A}\mathbf{M}_{k-1}\mathbf{P}_{\mathcal{Q}_{k-1}}^\dagger & (\mathbf{P}_{\tilde{\mathcal{K}}_k}^\dagger)^T \mathbf{Q}^{-1} \mathbf{P}_{\tilde{\mathcal{K}}_k}^\dagger \end{bmatrix} \quad (53)$$

$$\begin{aligned} & \begin{bmatrix} -\mathbf{M}_k \mathbf{P}_{\mathcal{Q}_k}^\dagger & \mathbf{0}_{n \times 1} \\ \mathbf{0}_{1 \times |\mathcal{Q}_k|} & 1 \end{bmatrix} \begin{bmatrix} [\mathbf{I} \ \mathbf{0}] \Theta_t^{-1} [\mathbf{I} \ \mathbf{0}]^T & \mathbf{P}_{\mathcal{Q}_k} \mathbf{a}_{1..k} \\ (\mathbf{P}_{\mathcal{Q}_k} \mathbf{a}_{1..k})^T & \alpha_{\chi^2}^2(\varepsilon, tp, 2h + tp) \end{bmatrix} \begin{bmatrix} -\mathbf{M}_k \mathbf{P}_{\mathcal{Q}_k}^\dagger & \mathbf{0}_{n \times 1} \\ \mathbf{0}_{1 \times |\mathcal{Q}_k|} & 1 \end{bmatrix}^T \succcurlyeq 0 \iff \\ \iff & \begin{bmatrix} \mathbf{M}_k \mathbf{P}_{\mathcal{Q}_k}^\dagger [\mathbf{I} \ \mathbf{0}] \Theta_t^{-1} [\mathbf{I} \ \mathbf{0}]^T (\mathbf{M}_k \mathbf{P}_{\mathcal{Q}_k}^\dagger)^T & -\mathbf{M}_k \mathbf{P}_{\mathcal{Q}_k}^\dagger \mathbf{P}_{\mathcal{Q}_k} \mathbf{a}_{1..k} \\ -(\mathbf{P}_{\mathcal{Q}_k} \mathbf{a}_{1..k})^T (\mathbf{M}_k \mathbf{P}_{\mathcal{Q}_k}^\dagger)^T & \alpha_{\chi^2}^2(\varepsilon, tp, 2h + tp) \end{bmatrix} \succcurlyeq 0. \end{aligned} \quad (59)$$

we obtain that

$$[\mathbf{M}_k \mathbf{P}_{\mathcal{Q}_k}^\dagger \ \mathbf{0}] \Theta_t^{-1} [(\mathbf{M}_k \mathbf{P}_{\mathcal{Q}_k}^\dagger \ \mathbf{0})]^T - \frac{1}{\alpha_{\chi^2}^2} \Delta \mathbf{e}_k \Delta \mathbf{e}_k^T \succcurlyeq 0, \quad (60)$$

where $\alpha_{\chi^2}^2 = \alpha_{\chi^2}^2(\varepsilon, tp, 2h + tp)$. Hence, from (60) and the definition of \mathcal{R}_k^μ from (43), as well as (12) and the fact that $\text{Cov}[\mathbf{e}_k^a] = \Sigma$, we finally obtain that (55) holds. \square

The representation of the reachable set from (55) can be simplified further. Let's define \mathbf{Y}_k as

$$\mathbf{Y}_k = \alpha_{\chi^2}^2(\varepsilon, tp, 2h + tp) [\mathbf{M}_k \mathbf{P}_{\mathcal{Q}_k}^\dagger \ \mathbf{0}] \Theta_t^{-1} [\mathbf{M}_k \mathbf{P}_{\mathcal{Q}_k}^\dagger \ \mathbf{0}]^T + \gamma \Sigma. \quad (61)$$

Then (55) is equivalent to $\mathbf{Y}_k - \mathbf{e}_k^a \mathbf{e}_k^{aT} \succcurlyeq 0$, and thus by using Schur complement we obtain an alternative representation of the k-reachable regions as

$$\mathcal{R}_k^\mu = \{\mathbf{e}_k^a | \mathbf{e}_k^{aT} \mathbf{Y}_k^{-1} \mathbf{e}_k^a \leq 1\}. \quad (62)$$

for the positive definite matrix \mathbf{Y}_k defined in (61). The above representation can be exploited for efficient computation of the reachable-regions.

Furthermore, as we described in Section II-B, the attacker's goal is to maximize the expected state estimation error $E[\mathbf{e}_k^a] = \Delta \mathbf{e}_k$. From the above discussion, the following corollary directly holds by considering the case when $\gamma = 0$.

Corollary 3. *A any time k , the maximal norm of the expected state estimation error \mathbf{e}_k^a caused by the attack satisfies*

$$\max \|E[\mathbf{e}_k^a]\|_2 = \frac{1}{\sqrt{\lambda_{\max}(\tilde{\mathbf{Y}}_k)}}, \quad (63)$$

where $\lambda_{\max}(\tilde{\mathbf{Y}}_k)$ denotes the largest eigenvalue of the matrix $\tilde{\mathbf{Y}}_k = \alpha_{\chi^2}^2(\varepsilon, tp, 2h + tp) [\mathbf{M}_k \mathbf{P}_{\mathcal{Q}_k}^\dagger \ \mathbf{0}] \Theta_t^{-1} [\mathbf{M}_k \mathbf{P}_{\mathcal{Q}_k}^\dagger \ \mathbf{0}]^T$, and t is the next end of integrity enforcement block – i.e., the earliest time point such that $t - f + 1 \in \mu$ and $k \leq t$.

The above corollary provides a very efficient way to evaluate worst-case effects of attacks when an intermittent data integrity enforcement policy is used. By quantifying degradation of the expected state estimation error in the presence of attacks we can analyze the impact of the integrity enforcement policy on limiting the attacker, which can then be used for design of suitable integrity enforcement policies.

B. Design of Periodic Integrity Enforcement Policies

For policy design, it is necessary to be able to evaluate impact of an integrity enforcement policy μ , not only on reachable regions \mathcal{R}_k^μ , for any k , but even more importantly on \mathcal{R}^μ from (44). To achieve this, we have to obtain the terminating value t from Theorem 7, or equivalently from (62), such that the reachability analysis can be completed after \mathcal{R}_t^μ is obtained – i.e., for which $\mathcal{R}^\mu = \mathcal{R}_{1..t}^\mu$, where $\mathcal{R}_{1..t}^\mu = \bigcup_{k=1}^t \mathcal{R}_k^\mu$. In the general case, the analysis may never terminate, depending on the particular policy (μ, f, L) . Therefore, to simplify the analysis, in this section we focus on periodic integrity enforcement policies introduced in Remark 4.

For a periodic integrity enforcement policy (μ, f, L) , consider t_1 and $t_2 = t_1 + L$ time points at which consecutive integrity enforcement blocks end – i.e., $t_1 - f + 1 \in \mu$ and $t_2 - f + 1 \in \mu$. From the proof of Theorem 7, if the stealthiness requirements from the condition in (57) are satisfied at any time $t \in \mu$, then they are satisfied for all $k < t$, since (58) follows from (57). Given that $\mathbf{a}_{t_1-f+1} = \dots = \mathbf{a}_{t_1} = \mathbf{0}$ and $\mathbf{a}_{t_2-f+1} = \dots = \mathbf{a}_{t_2} = \mathbf{0}$, and that the stealthiness requirements remain consistent throughout the analysis, it follows that the evolution of the estimation error between two consecutive integrity enforcement blocks will depend only on $E[\mathbf{e}_{t_1}^a] = \Delta \mathbf{e}_{t_1}$ and $E[\mathbf{e}_{t_2}^a] = \Delta \mathbf{e}_{t_2}$, or more specifically $\mathcal{R}_{t_1}^\mu$ and $\mathcal{R}_{t_2}^\mu$. Thus, if $\mathcal{R}_{t_2}^\mu \subseteq \mathcal{R}_{t_1}^\mu$ and $\mathcal{R}_{1..t_2}^\mu \subseteq \mathcal{R}_{1..t_1}^\mu$, then no new estimation error values can be reached after time t_2 and the terminating time for the reachability analysis can be t_1 , since after time t_2 as well as after all following ends of integrity enforcement blocks the state estimation errors would start from a subset of the error values from $\mathcal{R}_{t_1}^\mu$. In addition, when the above terminating condition is satisfied, the global reachable region of the state estimation error can be obtained as $\mathcal{R}^\mu = \bigcup_{k=1}^\infty \mathcal{R}_k^\mu = \bigcup_{k=1}^{t_1} \mathcal{R}_k^\mu = \mathcal{R}_{1..t_1}^\mu$.

Consequently, using Algorithm 1 we can compute a periodic integrity enforcement policy that maximizes L (i.e., reduces the integrity enforcement rate) while limiting the attacker's influence. Specifically, the algorithm will result in the enforcement policy that ensures that the state of reachable estimation errors does not contain points outside the set of safe (i.e., acceptable) errors $\mathcal{R}_{\mathbf{e}^a}$. In our evaluations in the next section, we define $\mathcal{R}_{\mathbf{e}^a}$ using a threshold $\|\Delta \mathbf{e}_{\max}\|_2$ for the maximal 2-norm of the expected state estimation error due to attacks. Thus, the safety condition in Line 18 of the algorithm

Algorithm 1 Procedure for design of periodic integrity enforcement policies.

Inputs: System model, safe reachable region \mathcal{R}_{e^a} for the state estimation error e^a

- 1: Enforcement distance $L = 0$
- 2: **repeat**
- 3: $L = L + 1$
- 4: Form policy (μ, f, L) such that distance between consecutive elements in μ is L and $t_0 = L$
- 5: Assign $t = 0$ and the reachable region $\mathcal{R}_{1..t} = \emptyset$
- 6: **repeat**
- 7: $t_{old} = t$
- 8: $\mathcal{R}_{1..t_{old}} = \mathcal{R}_{1..t}$
- 9: $t = \min\{t' | t' \in \mu \wedge t' > t_{old}\}$
- 10: Compute $\mathbf{N}_{t_{old}+1}, \dots, \mathbf{N}_t, \mathbf{M}_{t_{old}+1}, \dots, \mathbf{M}_t$ from (46)
- 11: Compute Θ_t from (51)
- 12: Compute $\alpha(\varepsilon, tp, 2h + tp)$
- 13: **for** $k = t_{old} + 1, \dots, t$ **do**
- 14: Compute \mathcal{R}_k^μ using (62)
- 15: $\mathcal{R}_{1..t} = \mathcal{R}_{1..t} \cup \mathcal{R}_k^\mu$
- 16: **end for**
- 17: **until** $\mathcal{R}_{1..t} \subseteq \mathcal{R}_{1..t_{old}}$ and $\mathcal{R}_t \subseteq \mathcal{R}_{t_{old}}$
- 18: **until** $\mathcal{R}_{1..t_{old}} \setminus \mathcal{R}_{e^a} \neq \emptyset$
- 19: Accept policy $(\mu, f, L - 1)$

is mapped into $\max(\|e_1^a\|_{max}, \dots, \|e_t^a\|_{max}) \geq \|\Delta e_{max}\|_2$, where $\|e_k^a\|_{max} = \max \|E[e_k^a]\|_2$ as computed in (63).

Finally, while we do not provide any guarantees that Algorithm 1 will always terminate, for all analyzed systems, including the case studies from the next section, the condition in Line 17 was always eventually satisfied. Therefore, for all considered systems we have been able to use the algorithm to obtain periodic integrity enforcement policies that ensure desired estimation performance even in the presence of attacks.

VI. CASE STUDIES

In this section, on three automotive case studies we illustrate the use of intermittent data integrity enforcement to ensure satisfiable control performance even in the presence of attacks on communication between sensors and the controller.

A. Case Study: Vehicle Trajectory Following

We start with a vehicle motion tracking example, based on the model used in [9] to describe vulnerabilities and potential attacks on autonomous systems. Since the movement along the different axes is considered to be mutually independent, we can decouple the model for the motion into the separate one-axis models, obtaining the following discretized models (with sampling period of 0.01s) for each axis

$$\mathbf{A}_d = \begin{bmatrix} 1 & 0.01 \\ 0 & 1 \end{bmatrix} \quad \mathbf{B}_d = \begin{bmatrix} 0.0001 \\ 0.01 \end{bmatrix} \quad \mathbf{C}_d = \begin{bmatrix} 1 & 0 \\ 0 & 1 \end{bmatrix} \quad (64)$$

If we assume that the state and sensor noise has normal distribution, we obtain Kalman gain $\mathbf{K} = \begin{bmatrix} 0.6180 & 0.0011 \\ 0.0011 & 0.6180 \end{bmatrix}$. In addition, let us assume the worst case scenario where the

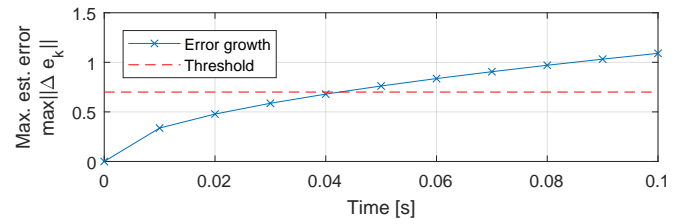


Fig. 4. Evolution of the maximal estimation error for vehicle tracking; without integrity enforcements, the attacker forces the system outside of the safe range in 4 steps.

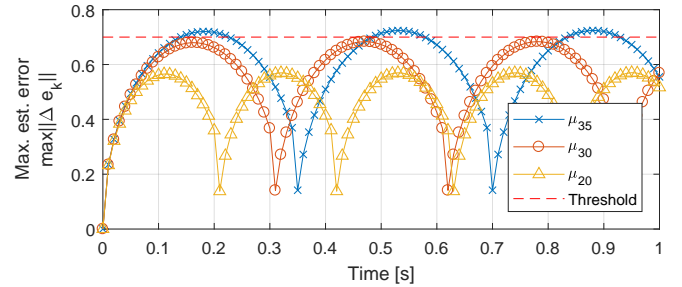


Fig. 5. Maximal estimation error in the presence of attacks on all sensors for vehicle-tracking case study with three different integrity enforcement policies with $f = 1$ and periods $L = 20, 30, 35$.

attacker can modify the values from all sensors (both position and velocity sensors for both axes). The system is perfectly attackable as the matrix \mathbf{A}_d is unstable and $\text{supp}(\mathbf{C}\mathbf{v}) \in \mathcal{K}$, since $\mathcal{K} = \mathcal{S}$, for the corresponding eigenvector \mathbf{v} .

As previously discussed, the critical threshold $\|\Delta e_{max}\|_2$ is design parameter that depends on control performance/safety requirements. We consider the largest additive estimation error on position to be $0.5 m$ and on speed to be $0.5 \frac{m}{s}$, resulting in $\|\Delta e_{max}\|_2 = 0.7$. We also set the detector threshold such that the probability of false positive from (8) is equal to $\beta = 1.5\%$, and consider additional probability of detection introduced by the attacker (i.e., ε from (16)) to be $\varepsilon = 0.1\%$.

For this system, without integrity enforcements, the attacker could force the state estimation error above $\|\Delta e_{max}\|_2$ threshold after 4 steps, as shown in Figure 4. However, this attack would not remain stealthy in the presence of integrity enforcement, as it would violate the stealthiness constraint. We also considered three periodic integrity enforcement policies with $f = 1$ as specified in conditions of Theorem 4, and periods $L = 20, 30$ and 35 , denoted by μ_{20}, μ_{30} , and μ_{35} respectively. Using our framework from Section V, we show that the first two policies are safe while the third μ_{35} could violate the $\|\Delta e_{max}\|_2$ threshold – Figure 5 illustrates the evolution of the maximal estimation errors for each policy.

Finally, we evaluated the effects of intermittent integrity guarantees for trajectory following on a circular path with $100 m$ radius, at the speed of $3.14 \frac{m}{s}$. Figure 6 shows results of simulations $200 s$ long, with attacks starting at $100 s$. Specifically, system evolution under a stealthy attack without integrity enforcements is presented in Figure 6(a), while the response under the stealthy attack when μ_{30} integrity enforcement policy is used is shown in Figure 6(b), with a zoomed portion of the path highlighted in Figure 6(c). In

addition, with the μ_{30} integrity enforcement policy, the attack from Figure 6(a) is detected after first integrity enforcement. Finally, as illustrated, even when integrity is enforced on less than 3.4% of messages, we have strong control performance guarantees in the presence of attacks on all vehicle sensors.

B. Case Studies on Cooperative Adaptive Cruise Control

Cooperative Adaptive Cruise Control (CACC) employs vehicle-to-vehicle (V2V) or vehicle-to-infrastructure (V2I) communication to obtain smaller following distance and better platooning stability than standard Adaptive Cruise Control. To achieve this, each vehicle is equipped with a lidar and able to receive the desired acceleration from the preceding vehicle or infrastructure. Here, we present analysis for scenarios with V2I and V2V communication.

V2I Scenario: A platoon of n CACC controlled vehicles can be modeled as

$$\begin{bmatrix} \dot{v}_1 \\ \dot{a}_1 \end{bmatrix} = \begin{bmatrix} a_1 \\ -\frac{1}{\tau}a_1 + \frac{1}{\tau}u_1 \end{bmatrix}, \quad \begin{bmatrix} \dot{d}_i \\ \dot{v}_i \\ \dot{a}_i \end{bmatrix} = \begin{bmatrix} v_{i-1} - v_i \\ a_i \\ -\frac{1}{\tau}a_i + \frac{1}{\tau}u_i \end{bmatrix}, \quad (65)$$

where d_i is the distance of the i -th vehicle from the preceding vehicle, v_i is its speed, a_i is the acceleration, and u_i is the control input of the i -th vehicle interpreted as desired acceleration, while τ represents the dynamics of the acceleration-controlled vehicle – we assume $\frac{1}{\tau} = 1.25$ [27]. Thus, the dynamical model for n vehicles can be specified as

$$\underbrace{\begin{bmatrix} \dot{v}_1 \\ \dot{a}_1 \\ \dots \\ \dot{d}_n \\ \dot{v}_n \\ \dot{a}_n \end{bmatrix}}_{\dot{\mathbf{x}}} = \underbrace{\begin{bmatrix} \mathbf{A}_l & \mathbf{0} & \dots & \mathbf{0} & \mathbf{0} \\ \tilde{\mathbf{A}}_l & \mathbf{A}_f & \dots & \mathbf{0} & \mathbf{0} \\ \mathbf{0} & \tilde{\mathbf{A}}_f & \dots & \mathbf{0} & \mathbf{0} \\ \dots & \dots & \dots & \dots & \dots \\ \mathbf{0} & \mathbf{0} & \dots & \tilde{\mathbf{A}}_f & \mathbf{A}_f \end{bmatrix}}_{\mathbf{A}} \underbrace{\begin{bmatrix} v_1 \\ a_1 \\ \dots \\ d_n \\ v_n \\ a_n \end{bmatrix}}_{\mathbf{x}} + \underbrace{\begin{bmatrix} \mathbf{B}_l & \mathbf{0} & \dots & \mathbf{0} \\ \mathbf{0} & \mathbf{B}_f & \dots & \mathbf{0} \\ \dots & \dots & \dots & \dots \\ \mathbf{0} & \mathbf{0} & \dots & \mathbf{B}_f \end{bmatrix}}_{\mathbf{B}} \underbrace{\begin{bmatrix} u_1 \\ u_2 \\ \dots \\ u_n \end{bmatrix}}_{\mathbf{u}} \quad (66)$$

where \mathbf{A}_l represents the dynamics of the lead vehicle, $\tilde{\mathbf{A}}_l$ and $\tilde{\mathbf{A}}_f$ represent the effects of the preceding vehicle on the dynamics of the following vehicle, and \mathbf{A}_f represents the dynamics of following vehicles in the platoon – i.e.,

$$\mathbf{A}_l = \begin{bmatrix} 0 & 1 \\ 0 & -\frac{1}{\tau} \end{bmatrix}, \quad \tilde{\mathbf{A}}_l = \begin{bmatrix} 1 & 0 \\ 0 & 0 \\ 0 & 0 \end{bmatrix}, \quad \mathbf{A}_f = \begin{bmatrix} 0 & -1 & 0 \\ 0 & 0 & 1 \\ 0 & 0 & -\frac{1}{\tau} \end{bmatrix}$$

$$\tilde{\mathbf{A}}_f = \begin{bmatrix} 0 & 1 & 0 \\ 0 & 0 & 0 \\ 0 & 0 & 0 \end{bmatrix}, \quad \mathbf{B}_l = \begin{bmatrix} 0 \\ 1 \\ \frac{1}{\tau} \end{bmatrix}, \quad \mathbf{B}_f = \begin{bmatrix} 0 \\ 0 \\ \frac{1}{\tau} \end{bmatrix}.$$

We assume that the lead vehicle relays the full information to the infrastructure, while the following vehicles relay only the distance to the preceding car. That is, we assume that the vector of the sensor measurements is $\mathbf{y} = \mathbf{C}\mathbf{x}$ where

$$\mathbf{C} = \text{BlckDiag}(\mathbf{I}_2, \mathbf{C}_f, \dots, \mathbf{C}_f); \quad \mathbf{C}_f = \begin{bmatrix} 1 & 0 & 0 \end{bmatrix} \quad (67)$$

This way, infrastructure is able to estimate all of the system states for monitoring, while minimizing data that needs to be transmitted over the network.

We consider the case with $n = 4$ vehicles in the platoon, communicating with sampling period $T_s = 0.01s$. For this system, if the attacker launches MitM attacks on the communication from the first two vehicles, the system becomes perfectly attackable. We assume the attacker does not want to increase the probability of the detection by more than $\varepsilon = 0.1\%$. Since the vehicles will rarely be moving closer than 1 m in distance, and average speed on the highway is around $32 \frac{m}{s}$, we also assume that the acceptable estimation error is 0.15 m for distance, $2 \frac{m}{s}$ for speed, and $0.15 \frac{m}{s^2}$ for acceleration, resulting in the maximum allowable estimation error of $\|\Delta \mathbf{e}_{max}\|_2 = 4.02$. Finally, we set the detector threshold such that probability of false positives is $\beta = 1.5\%$.

As presented in Figure 7, if no integrity enforcement policies are used, the estimation error threshold could be breached in 0.73 s. On the other hand, when the system employs integrity enforcements, since $nullity(\mathbf{C}) = 6$ and $q_{un} = 1$, it follows that the number of consecutive points with enforced data integrity is $f = 1$. As shown in Figure 8, even if integrity is enforced once every 2 s, the state estimation error remains well within the desired estimation error bounds even in the presence of stealthy attacks.

V2V Scenario: From the model of one vehicle in the platoon, we can obtain [27]

$$\begin{bmatrix} \dot{d}_i \\ \dot{v}_i \\ \dot{a}_i \end{bmatrix} = \begin{bmatrix} 0 & -1 & 0 \\ 0 & 0 & 1 \\ 0 & 0 & -\frac{1}{\tau} \end{bmatrix} \begin{bmatrix} d_i \\ v_i \\ a_i \end{bmatrix} + \begin{bmatrix} 0 & 1 \\ 0 & 0 \\ \frac{1}{\tau} & 0 \end{bmatrix} \begin{bmatrix} u_i \\ v_{i-1} \end{bmatrix} \quad (68)$$

$$\mathbf{y} = \begin{bmatrix} 1 & 0 & 0 \\ 0 & 1 & 0 \end{bmatrix} \begin{bmatrix} d_i \\ v_i \\ a_i \end{bmatrix} \quad (69)$$

In fact, this model is the Singer acceleration model [30] augmented with the additional input from the lidar. Given that in this model v_{i-1} can be considered a control input rather than a sensor value, we focus on the cases when the attacker compromises all of the other car sensors, making the system perfectly attackable. We set maximal estimation error to be $0.5m$ on position, $3.3 \frac{m}{s}$ on speed, and $0.3 \frac{m}{s^2}$ on acceleration, resulting in the estimation error threshold $\|\Delta \mathbf{e}_{max}\|_2 = 3.351$.

Again, we assume that the attacker's stealthiness constraint is not to increase the probability of detection by more than $\varepsilon = 0.1\%$, and consider that the detector's probability of false alarm is $\beta = 0.35\%$. Since $nullity(\mathbf{C}) = 1$ and that the number of unstable eigenvalues of \mathbf{A} is 2 , it follows that $f = 2$ for integrity enforcement policies. Using our analysis from Section V, for periodic policy with $L = 20$ we obtain the maximal reachable estimation errors in the presence of stealthy attacks as presented in Figure 9. In addition, visual representation of reachable regions with this policy in comparison to a system without integrity enforcement is shown in Figure 10. These results illustrate that even with 10% authenticated messages the system ensures satisfiable performance under false-date injection attacks.

VII. CONCLUSION

In this paper, we have focused on the problem of network-based attacks on standard linear state estimators. We have

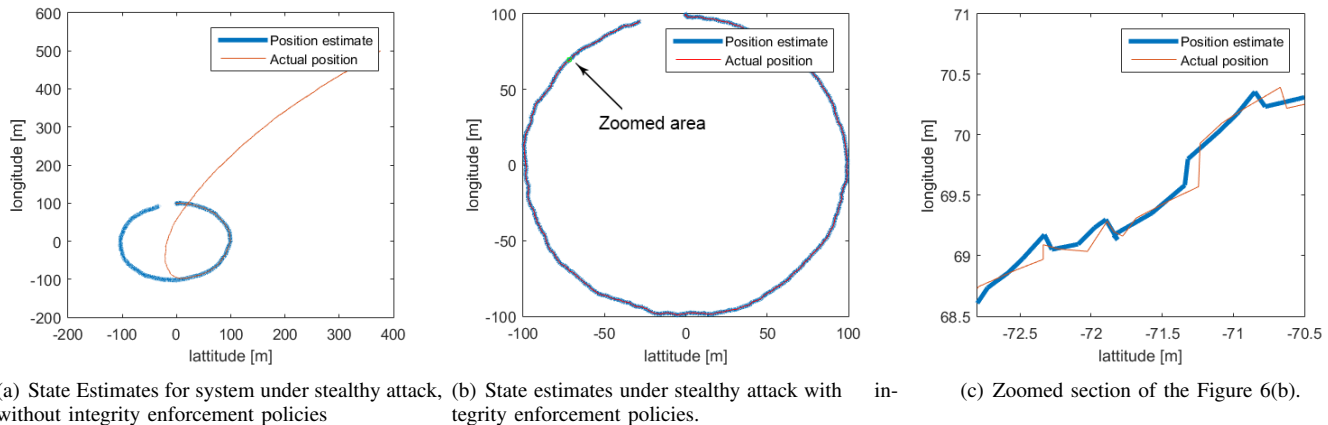


Fig. 6. State estimation of the tracked vehicle trajectory - without integrity enforcements a stealthy attacker can introduce a significant estimation error in a short period of time. However, even with the intermittent integrity enforcement, the attack effects are negligible. Duration of the simulation is 200 s and the attack starts at 100 s.

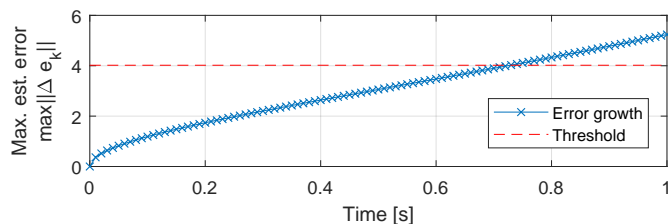


Fig. 7. Evolution of the maximal estimation error for the case with V2I communication – a stealthy attacker could force the system outside the safe range in 0.73 s.

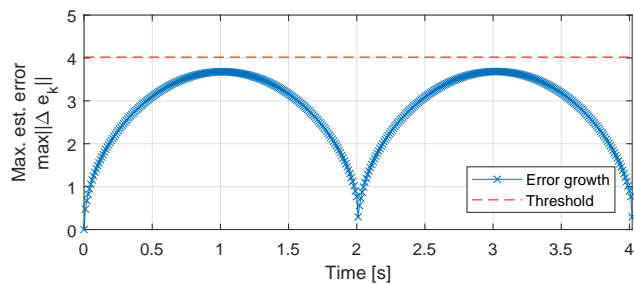


Fig. 8. Evolution of the maximal estimation error for the case with V2I communication – the attacker can not force the system outside of the safe range due to the integrity enforcement on every 2 seconds.

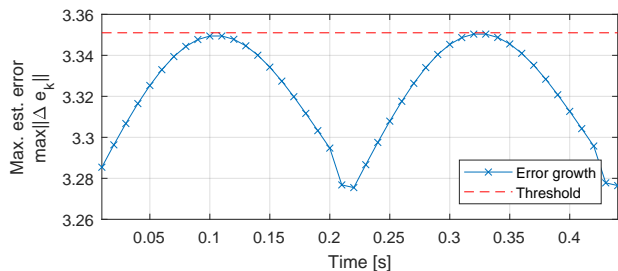


Fig. 9. Evolution of maximal estimation error for cooperative adaptive cruise control, assuming that system utilizes vehicle to vehicle communication. If we can enforce integrity on two sensor values after every twenty unsecured sensor values, we see that the system remains under the specified safety threshold.

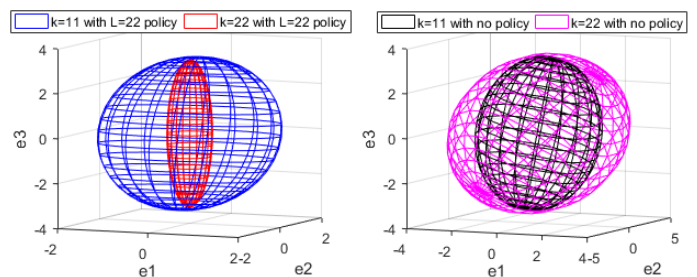


Fig. 10. Reachable state estimation errors in the presence of stealthy attacks for CACC with V2V communication in steps $k = 11$ and $k = 22$ with and without data integrity enforcements. Without integrity enforcements, the size of reachable regions keeps increasing, while when integrity is being enforced with policy $L = 20$ and $f = 2$, estimation error evolves as in Figure 9, and the attacker is contained between red and blue ellipsoids.

considered systems with Kalman filter-based estimators and a general type of residual-based intrusion detectors, covering widely used detectors such as χ^2 and SPRT. For these systems, we have studied effects of intermittent data integrity enforcements, such as the use of message authentication codes, on control performance in the presence of attacks. We have shown that when integrity of sensor measurements is enforced only intermittently, a stealthy attacker cannot insert an unbounded state estimation error. In addition, we have introduced a framework that facilitates both evaluation and design of these intermittent policies by providing analysis of the reachable state estimation errors in the presence of stealthy attacks. Although the framework has been developed for systems that employ SPRT detectors, the presented techniques can be extended for detectors from the general class described in Section II. Finally, on three automotive case studies, we have highlighted how devastating stealthy false-data injection attacks can be, and how with the use of intermittent integrity enforcement we can ensure desired control performance with a significant reduction in the communication and computation overhead.

The presented method to analyze the effects of intermittent use of authentication can also provide the foundation for opti-

mal resource allocation in systems where several control loops share communication and computation resources. Although we present some initial results in [13] for bandwidth allocation over a shared network, a more systematic approach to optimal resource allocation with strong Quality-of-Control guarantees in the presence of attacks is an avenue for future work.

REFERENCES

- [1] S. Amin, G. A. Schwartz, A. A. Cardenas, and S. S. Sastry. Game-theoretic models of electricity theft detection in smart utility networks: Providing new capabilities with advanced metering infrastructure. *IEEE Control Systems*, 35(1):66–81, Feb 2015.
- [2] S. Checkoway, D. McCoy, B. Kantor, D. Anderson, H. Shacham, S. Savage, K. Koscher, A. Czeskis, F. Roesner, T. Kohno, et al. Comprehensive experimental analyses of automotive attack surfaces. In *Proceedings of USENIX Security*, 2011.
- [3] T. M. Chen and S. Abu-Nimeh. Lessons from stuxnet. *Computer*, 44(4):91–93, 2011.
- [4] H. Fawzi, P. Tabuada, and S. Diggavi. Secure estimation and control for cyber-physical systems under adversarial attacks. *IEEE Transactions on Automatic Control*, 59(6):1454–1467, 2014.
- [5] R. A. Horn and C. R. Johnson. Topics in matrix analysis. *Cambridge UP, New York*, 1991. Section 6.
- [6] N. Johnson, S. Kotz, and N. Balakrishnan. *Continuous univariate distributions*. Wiley & Sons, 1995.
- [7] I. Jovanov and M. Pajic. Relaxing integrity requirements for resilient control systems. In *56th IEEE Conference on Decision and Control (CDC)*, 2017. submitted.
- [8] J.-N. Juang. *Applied System Identification*. Prentice-Hall, Inc., Upper Saddle River, NJ, USA, 1994.
- [9] A. J. Kerns, D. P. Shepard, J. A. Bhatti, and T. E. Humphreys. Unmanned aircraft capture and control via gps spoofing. *Journal of Field Robotics*, 31(4):617–636, 2014.
- [10] C. Kwon, W. Liu, and I. Hwang. Analysis and design of stealthy cyber attacks on unmanned aerial systems. *Journal of Aerospace Information Systems*, 1(8), 2014.
- [11] C. Kwon, S. Yantek, and I. Hwang. Real-time safety assessment of unmanned aircraft systems against stealthy cyber attacks. *Journal of Aerospace Information Systems*, pages 1–19, 2015.
- [12] R. Langner. Stuxnet: Dissecting a cyberwarfare weapon. *Security & Privacy, IEEE*, 9(3):49–51, 2011.
- [13] V. Lesi, I. Jovanov, and M. Pajic. Network scheduling for secure cyber-physical systems. In *IEEE Real-Time Systems Symposium (RTSS)*, 2017. submitted.
- [14] C.-W. Lin, B. Zheng, Q. Zhu, and A. Sangiovanni-Vincentelli. Security-aware design methodology and optimization for automotive systems. *ACM Trans. on Des. Autom. of Elec. Syst.*, 21(1):18, 2015.
- [15] Y. Z. Lun, A. D’Innocenzo, I. Malavolta, and M. D. D. Benedetto. Cyber-physical systems security: a systematic mapping study. *CoRR*, abs/1605.09641, 2016.
- [16] F. Miao, M. Pajic, and G. Pappas. Stochastic game approach for replay attack detection. In *IEEE 52nd Annual Conference on Decision and Control (CDC)*, pages 1854–1859, Dec 2013.
- [17] F. Miao, Q. Zhu, M. Pajic, and G. J. Pappas. Coding schemes for securing cyber-physical systems against stealthy data injection attacks. *IEEE Transactions on Control of Network Systems*, 4(1):106–117, March 2017.
- [18] Y. Mo, E. Garone, A. Casavola, and B. Sinopoli. False data injection attacks against state estimation in wireless sensor networks. In *49th IEEE Conf. on Decision and Control (CDC)*, pages 5967–5972, 2010.
- [19] Y. Mo, T.-H. Kim, K. Brancik, D. Dickinson, H. Lee, A. Perrig, and B. Sinopoli. Cyber-physical security of a smart grid infrastructure. *Proceedings of the IEEE*, 100(1):195–209, 2012.
- [20] Y. Mo and B. Sinopoli. False data injection attacks in control systems. In *First Workshop on Secure Control Systems, CPS Week*, 2010.
- [21] Y. Mo and B. Sinopoli. On the performance degradation of cyber-physical systems under stealthy integrity attacks. *IEEE Transactions on Automatic Control*, 61(9):2618–2624, 2016.
- [22] Y. Mo, S. Weerakkody, and B. Sinopoli. Physical authentication of control systems: designing watermarked control inputs to detect counterfeit sensor outputs. *Control Systems*, 35(1):93–109, 2015.
- [23] M. Pajic, I. Lee, and G. J. Pappas. Attack-resilient state estimation for noisy dynamical systems. *IEEE Transactions on Control of Network Systems*, 4(1):82–92, March 2017.
- [24] M. Pajic, J. Weimer, N. Bezzo, P. Tabuada, O. Sokolsky, I. Lee, and G. Pappas. Robustness of attack-resilient state estimators. In *ACM/IEEE International Conference on Cyber-Physical Systems (ICCPs)*, pages 163–174, April 2014.
- [25] F. Pasqualetti, F. Dorfler, and F. Bullo. Attack detection and identification in cyber-physical systems. *IEEE Transactions on Automatic Control*, 58(11):2715–2729, 2013.
- [26] S. Peterson and P. Faramarzi. Iran hijacked US drone, says Iranian engineer. *Christian Science Monitor, December*, 15, 2011.
- [27] J. Ploeg, E. Semsar-Kazerouni, G. Lijster, N. van de Wouw, and H. Nijmeijer. Graceful degradation of cooperative adaptive cruise control. *IEEE Trans. on Int. Trans. Sys.*, 16(1):488–497, 2015.
- [28] Y. Shoukry, M. Chong, M. Wakaiki, P. Nuzzo, A. L. Sangiovanni-Vincentelli, S. A. Seshia, J. P. Hespanha, and P. Tabuada. Smt-based observer design for cyber-physical systems under sensor attacks. In *Int. Conference on Cyber-Physical Systems (ICCPs)*, pages 1–10, 2016.
- [29] Y. Shoukry and P. Tabuada. Event-triggered state observers for sparse sensor noise/attacks. *IEEE Transactions on Automatic Control*, 61(8):2079–2091, Aug 2016.
- [30] R. A. Singer. Estimating optimal tracking filter performance for manned maneuvering targets. *IEEE Transactions on Aerospace and Electronic Systems*, (4):473–483, 1970.
- [31] R. Smith. A decoupled feedback structure for covertly appropriating networked control systems. *Proceedings of IFAC World Congress*, pages 90–95, 2011.
- [32] S. Sundaram, M. Pajic, C. Hadjicostis, R. Mangharam, and G. Pappas. The Wireless Control Network: Monitoring for Malicious Behavior. In *49th IEEE Conference on Decision and Control (CDC)*, pages 5979–5984, Dec 2010.
- [33] A. Teixeira, D. Pérez, H. Sandberg, and K. H. Johansson. Attack models and scenarios for networked control systems. In *Int. Conf on High Confidence Networked Systems (HiCoNS)*, pages 55–64, 2012.
- [34] A. Teixeira, I. Shames, H. Sandberg, and K. H. Johansson. A secure control framework for resource-limited adversaries. *Automatica*, 51:135–148, 2015.
- [35] N. O. Tippenhauer, C. Pöpper, K. B. Rasmussen, and S. Capkun. On the requirements for successful gps spoofing attacks. In *18th ACM Conf. on Computer and Com. Security, CCS*, pages 75–86, 2011.
- [36] K. Zetter. Inside the Cunning, Unprecedented Hack of Ukraine’s Power Grid, *Wired Magazine*, March 2016.