

$f_1(1285) \rightarrow e^+e^-$ decay and direct f_1 production in e^+e^- collisions

A.S. Rudenko^{1,2,*}

¹*Budker Institute of Nuclear Physics, Novosibirsk 630090, Russia*

²*Novosibirsk State University, Novosibirsk 630090, Russia*

The width of the $f_1(1285) \rightarrow e^+e^-$ decay is calculated in the vector meson dominance model. The result depends on the relative phase between two coupling constants describing $f_1 \rightarrow \rho^0\gamma$ decay. The width $\Gamma(f_1 \rightarrow e^+e^-)$ is estimated to be $\simeq 0.07\text{--}0.19$ eV. Direct f_1 production in e^+e^- collisions is discussed, and the $e^+e^- \rightarrow f_1 \rightarrow a_0\pi \rightarrow \eta\pi\pi$ cross section is calculated. Charge asymmetry in the $e^+e^- \rightarrow \eta\pi^+\pi^-$ reaction due to interference between $e^+e^- \rightarrow f_1$ and $e^+e^- \rightarrow \eta\rho^0$ amplitudes is studied.

I. INTRODUCTION

High-luminosity electron-positron colliders are powerful tools for measuring electronic widths of hadronic resonances with positive charge parity, $C = +1$. The idea of such measurements was put forward many years ago [1, 2]. Several experiments in search of direct production of C -even resonances in e^+e^- collisions were performed, and very low upper limits on the leptonic widths of η' , $f_2(1270)$, $a_2(1320)$, and $X(3872)$ mesons were set [3–6].

The explanation of the smallness of the leptonic widths of C -even resonances is that corresponding decays proceed via two virtual photons and therefore are suppressed by a factor of α^4 , where α is the fine structure constant.

In this paper we consider 1^{++} meson $f_1(1285)$, its decay into the e^+e^- pair, and its direct production in e^+e^- collisions. The process $e^+e^- \rightarrow f_1 \rightarrow \text{mesons}$ is still not measured and may be studied at the VEPP-2000 e^+e^- collider in experiments with the SND and CMD-3 detectors.

There is a quite extensive list of literature on the production of 1^{++} resonances in e^+e^- annihilation. The direct production of 1^{++} states through the neutral current was evaluated many years ago in the nonrelativistic quarkonium model [7]. The calculation of the width $\Gamma(\chi_1 \rightarrow e^+e^-)$ was performed in the quarkonium and vector meson dominance models (VMD) [8]. There are also some recent papers devoted to $X(3872)$ and χ_{c1} decays into the e^+e^- pair and their production in e^+e^- collisions (see [9–12] and references therein). The production of 1^{++} resonances R in two-photon collisions ($e^+e^- \rightarrow e^+e^-R$) was also extensively studied both theoretically [13–16] and experimentally [17–19].

The paper is organized as follows. In Sec. II a simple estimate of the width $\Gamma(f_1 \rightarrow e^+e^-)$ is given. In Sec. III we discuss the amplitude of the $f_1 \rightarrow \gamma^*\gamma^*$ transition in a model-independent way. In Sec. IV amplitudes and coupling constants describing the $f_1 \rightarrow \rho^0\gamma$ decay are studied and constrained using experimental data. Section V describes a choice of $f_1 \rightarrow \gamma^*\gamma^*$ form factors and the calculation of $\Gamma(f_1 \rightarrow e^+e^-)$. In Sec. VI we estimate the $e^+e^- \rightarrow f_1 \rightarrow \eta\pi\pi$ cross section. In Sec. VII charge asymmetry in the $e^+e^- \rightarrow \eta\pi^+\pi^-$ process is studied. And finally, in Sec. VIII we conclude.

II. SIMPLE ESTIMATE OF $f_1 \rightarrow e^+e^-$ DECAY WIDTH

It is convenient to start our discussion with the simple analysis of the $f_1 \rightarrow e^+e^-$ decay (see the tree diagram in Fig. 1).

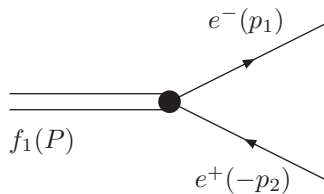


FIG. 1. The Feynman tree diagram for the $f_1 \rightarrow e^+e^-$ decay.

* a.s.rudenko@inp.nsk.su

The electron and positron produced in this decay are ultrarelativistic in the f_1 rest frame. So, in this frame e^+ and e^- can be considered as massless and having the definite helicities. An additional argument for neglecting the electron mass can be given. In Ref. [20] the width of the $\chi_{c1} \rightarrow l^+l^-$ decay was calculated with the finite lepton mass, and it was found that the mass effects are negligible.

To construct the decay amplitude, we notice that the decay e^+ and e^- may in principle be produced in *two* polarization states, with the same ($j_z = 0$) or opposite ($j_z = \pm 1$) helicities. Here j_z is the projection of the total e^+e^- angular momentum j onto the z axis, which is directed along the e^- momentum in the f_1 rest frame. Because of conservation laws (in particular, conservation of P and C parities) only one polarization state with opposite helicities of e^+ and e^- is realized. Therefore, there is only one P - and C -even invariant amplitude for the $f_1 \rightarrow e^+e^-$ decay, which is written as

$$M(f_1 \rightarrow e^+e^-) = F_A \alpha^2 \tilde{e}_\mu \bar{u} \gamma^\mu \gamma^5 v, \quad (2.1)$$

where \tilde{e}_μ is the C -even axial vector describing the f_1 meson, $\bar{u} \gamma^\mu \gamma^5 v = j_A^\mu$ is the axial current, and F_A is the dimensionless coupling constant. Since f_1 meson is C -even, it decays into e^+e^- via two virtual photons as depicted in Fig. 2. This explains the origin of the factor α^2 in (2.1).

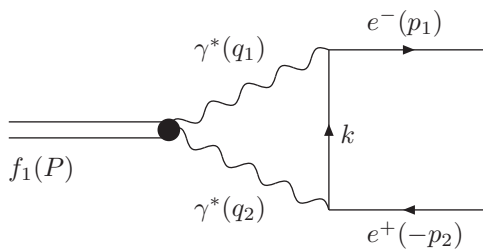


FIG. 2. One-loop diagram of the $f_1 \rightarrow e^+e^-$ decay with two intermediate photons.

Using the amplitude (2.1) it is easy to calculate the decay width

$$\Gamma(f_1 \rightarrow e^+e^-) = \frac{\alpha^4 |F_A|^2}{12\pi} m_f, \quad (2.2)$$

where m_f is the f_1 mass, $m_f = 1282.0$ MeV [21].

For a naive estimate, it is natural to assume that the coupling constant F_A is of the order of unity, $|F_A| \sim 1$. In (2.1) we have already written explicitly the small factor α^2 , and there are not any additional small factors. So, we obtain that $\Gamma(f_1 \rightarrow e^+e^-) \sim 0.1$ eV.

In what follows we calculate this width in a certain model and find that this simple estimate is correct by the order of magnitude.

III. MODEL-INDEPENDENT DESCRIPTION OF $f_1 \rightarrow e^+e^-$ AMPLITUDE

To calculate the width $\Gamma(f_1 \rightarrow e^+e^-)$ more accurately, we should know the amplitude of the $f_1 \rightarrow \gamma^*\gamma^*$ transition (see Fig. 2). This amplitude must be symmetric with respect to the permutation of virtual photons and must vanish when both photons are on shell ($f_1 \rightarrow \gamma\gamma$ decay is forbidden by the Landau-Yang theorem [22]). Also the amplitude of the $f_1 \rightarrow \gamma^*\gamma^*$ transition must contain *two* independent terms, corresponding to *two* different polarization states in the f_1 rest frame. These states can be denoted as TT (when both virtual photons are transversal) and TL (when the first photon is transversal and the second photon is longitudinal). States TL and LT are the same here due to the photon identity. The polarization state LL (when both virtual photons are longitudinal) does not exist, because the f_1 meson is axial one.

So, the $f_1 \rightarrow \gamma^*\gamma^*$ amplitude is parametrized in general by two dimensionless form factors, $F_1(q_1^2, q_2^2)$ and $F_2(q_1^2, q_2^2)$, which are functions of photon momenta squared. We choose this amplitude in the following form based on amplitudes used, e.g., in Refs. [8, 13, 14]:

$$M(f_1 \rightarrow \gamma^*\gamma^*) = \frac{\alpha}{m_f} F_1(q_1^2, q_2^2) i \epsilon_{\mu\nu\rho\sigma} q_1^\mu e_1^{*\nu} q_2^\rho e_2^{*\sigma} \tilde{e}^\tau (q_1 - q_2)_\tau + \\ + \frac{\alpha}{m_f^2} \{ F_2(q_1^2, q_2^2) i \epsilon_{\mu\nu\rho\sigma} q_1^\mu e_1^{*\nu} \tilde{e}^\rho [q_2^\sigma e_2^{*\lambda} q_{2\lambda} - e_2^{*\sigma} q_2^2] + F_2(q_2^2, q_1^2) i \epsilon_{\mu\nu\rho\sigma} q_2^\mu e_2^{*\nu} \tilde{e}^\rho [q_1^\sigma e_1^{*\lambda} q_{1\lambda} - e_1^{*\sigma} q_1^2] \}, \quad (3.1)$$

where e_1 , e_2 , and \tilde{e} are the polarization vectors of the first photon, second photon, and f_1 meson, respectively. In this expression the form factor F_1 corresponds to transversal photons (TT), and the form factor F_2 describes a combination of TT and LT polarization states.

Because of the Bose symmetry form factor $F_1(q_1^2, q_2^2)$ must be antisymmetric, $F_1(q_1^2, q_2^2) = -F_1(q_2^2, q_1^2)$. As it should be, the amplitude (3.1) vanishes when both photons are on shell. Indeed, the first term vanishes because of $F_1(0, 0) = 0$, while all terms in the last line of (3.1) vanish because $q^2 = 0$ and $e^\lambda q_\lambda = 0$ for real photons.

We substitute this $f_1 \rightarrow \gamma^* \gamma^*$ amplitude into the expression for the one-loop diagram (see Fig. 2) and perform straightforward calculation in the Feynman gauge, using the identity

$$i\epsilon_{\mu\nu\rho\sigma}\gamma^\sigma = (\gamma_\mu\gamma_\nu\gamma_\rho - g_{\mu\nu}\gamma_\rho + g_{\mu\rho}\gamma_\nu - g_{\nu\rho}\gamma_\mu)\gamma^5, \quad (3.2)$$

and Dirac equations for massless electron and positron, $\bar{u}\hat{p}_1 = 0$ and $\hat{p}_2 v = 0$. This leads to the following expression for the $f_1 \rightarrow e^+e^-$ amplitude:

$$\begin{aligned} M(f_1 \rightarrow e^+e^-) = & -\frac{16\pi i\alpha^2}{m_f^2} \tilde{e}^\mu P^\nu \bar{u}\gamma^\lambda \gamma^5 v \int \frac{d^4k}{(2\pi)^4} \frac{k_\mu k_\nu k_\lambda}{k^2 q_1^2 q_2^2} F_1(q_1^2, q_2^2) - \\ & -\frac{8\pi i\alpha^2}{m_f^2} \tilde{e}^\mu \bar{u}\gamma^\nu \gamma^5 v \int \frac{d^4k}{(2\pi)^4} \frac{k_\mu k_\nu}{k^2 q_1^2 q_2^2} \{F_2(q_1^2, q_2^2) q_2^2 + F_2(q_2^2, q_1^2) q_1^2\} + \\ & +\frac{4\pi i\alpha^2}{m_f^2} \tilde{e}_\mu \bar{u}\gamma^\mu \gamma^5 v \int \frac{d^4k}{(2\pi)^4} \frac{1}{k^2 q_1^2 q_2^2} \{F_2(q_1^2, q_2^2) [k^2(p_1 p_2 + p_1 k - p_2 k) - 2q_2^2(p_1 k) + 2q_2^2 k^2] + \\ & + F_2(q_2^2, q_1^2) [k^2(p_1 p_2 + p_1 k - p_2 k) + 2q_1^2(p_2 k) + 2q_1^2 k^2]\}, \quad (3.3) \end{aligned}$$

where $q_1 = p_1 - k$ and $q_2 = p_2 + k$.

IV. CONSTANTS OF $f_1 \rightarrow \rho^0 \gamma$ DECAY FROM EXPERIMENTAL DATA

One cannot calculate the width $\Gamma(f_1 \rightarrow e^+e^-)$ in a model-independent way, because the explicit form of functions F_1 and F_2 in (3.3) is unknown. So, we have to choose some reasonable model.

We assume that the main contribution to the amplitude $M(f_1 \rightarrow e^+e^-)$ comes from the diagram depicted in Fig. 3, where both virtual photons are coupled with the f_1 meson via intermediate ρ^0 mesons. However, we do not take into account here direct $f_1 \gamma^* \gamma^*$, $f_1 \rho^0 \gamma^*$, and $f_1 \phi \gamma^*$ couplings. One of the arguments is that dimensional analysis shows that form factors F_1 and F_2 should decrease rapidly with increasing momentum k in order to avoid divergences in (3.3). Even if form factors F_1 and F_2 behave as $1/k^2$ (it corresponds to $f_1 \rho^0 \gamma^*$ or $f_1 \phi \gamma^*$ couplings), then the amplitude (3.3) diverges logarithmically. This is the hint that both virtual photons couple with the f_1 meson via some massive vector mesons. In such a case form factors F_1 and F_2 behave as $1/k^4$ and the amplitude (3.3) does not diverge. Experimental data show that one of the main f_1 decay channels, $f_1 \rightarrow 4\pi$ [$\mathcal{B}(f_1 \rightarrow 4\pi) \approx 33\%$], proceeds mainly via the intermediate $\rho\rho$ state [23]. Other evidence of this mechanism is a large (5.5%) branching ratio of radiative $f_1 \rightarrow \rho^0 \gamma$ decay [21]. So, the assumption that $f_1 \rho^0 \rho^0$ coupling gives the main contribution to the amplitude $M(f_1 \rightarrow e^+e^-)$ looks quite reasonable.

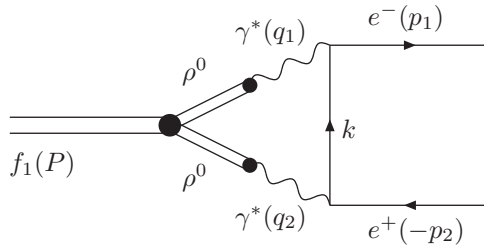


FIG. 3. The VMD mechanism of the $f_1 \rightarrow e^+e^-$ decay with two intermediate ρ^0 mesons.

The amplitude $f_1 \rightarrow \rho^{0*} \rho^{0*}$ can be written by analogy with (3.1),

$$\begin{aligned} M(f_1 \rightarrow \rho^{0*} \rho^{0*}) = & \frac{1}{m_f^2} h_1(q_1^2, q_2^2) i\epsilon_{\mu\nu\rho\sigma} q_1^\mu e_1^{*\nu} q_2^\rho e_2^{*\sigma} \tilde{e}^\tau (q_1 - q_2)_\tau + \\ & + \frac{1}{m_f^2} \{h_2(q_1^2, q_2^2) i\epsilon_{\mu\nu\rho\sigma} q_1^\mu e_1^{*\nu} \tilde{e}^\rho [q_2^\sigma e_2^{*\lambda} q_{2\lambda} - e_2^{*\sigma} q_2^2] + h_2(q_2^2, q_1^2) i\epsilon_{\mu\nu\rho\sigma} q_2^\mu e_2^{*\nu} \tilde{e}^\rho [q_1^\sigma e_1^{*\lambda} q_{1\lambda} - e_1^{*\sigma} q_1^2]\}. \quad (4.1) \end{aligned}$$

Some parameters of the model can be constrained from experimental data on $f_1 \rightarrow \rho^0 \gamma$ decay. The corresponding amplitude can be obtained from (3.1), where all particles should be considered on shell. For $q_1^2 = m_\rho^2$ (here $m_\rho = 775.26$ MeV [21] is the ρ^0 mass), $q_2^2 = 0$, and $e_1 q_1 = e_2 q_2 = 0$ we obtain

$$M(f_1 \rightarrow \rho^0 \gamma) = \frac{\alpha}{m_f^2} g_1 i \epsilon_{\mu\nu\rho\sigma} p^\mu \epsilon^{*\nu} q^\rho e^{*\sigma} \tilde{e}^\tau (p - q)_\tau - \frac{\alpha m_\rho^2}{m_f^2} g_2 i \epsilon_{\mu\nu\rho\sigma} \tilde{e}^\mu \epsilon^{*\nu} q^\rho e^{*\sigma}, \quad (4.2)$$

where e, ϵ , and \tilde{e} are polarization vectors of photon, ρ^0 , and f_1 , respectively; p and q are momenta of ρ^0 and photon. This amplitude contains two complex coupling constants, g_1 and g_2 , because there are two different polarization states. The first state is when ρ^0 meson polarization is longitudinal (L) in the f_1 rest frame, and the second one is when ρ^0 meson polarization is transversal (T). In the expression (4.2) the coupling constant g_1 corresponds to the T polarization state of ρ^0 , and g_2 corresponds to a combination of L and T polarization states. In the f_1 rest frame the ratio of the longitudinal and transversal parts of this amplitude is the following:

$$\frac{M_L(f_1 \rightarrow \rho^0 \gamma)}{M_T(f_1 \rightarrow \rho^0 \gamma)} = \frac{\sqrt{\xi} g_2}{(1 - \xi) g_1 + \xi g_2}, \quad (4.3)$$

where $\xi = m_\rho^2/m_f^2 \approx 0.37$.

Now it is straightforward to calculate the width of $f_1 \rightarrow \rho^0 \gamma$ decay,

$$\Gamma(f_1 \rightarrow \rho^0 \gamma) = \frac{\alpha^2}{96\pi} m_f (1 - \xi)^3 [(1 - \xi)^2 |g_1|^2 + \xi(1 + \xi) |g_2|^2 + 2\xi(1 - \xi) |g_1| |g_2| \cos \delta]. \quad (4.4)$$

Since the parameters g_1 and g_2 do not correspond to different polarization states [see the comment after Eq. (3.1)], the interference term does not vanish after summation over polarizations, and expression (4.4) contains $\delta = \phi_1 - \phi_2$, which is the relative phase of the complex constants g_1 and g_2 .

The expression (4.4) represents one relation between three unknown parameters g_1 , g_2 , and δ . One more relation can be derived from the polarization experiments. The ratio of the contributions of two ρ^0 helicity states, $r = \rho_{LL}/\rho_{TT} = 3.9 \pm 0.9 \pm 1.0$, was determined in the VES experiment [24] from the analysis of angular distributions in the reaction $f_1 \rightarrow \rho^0 \gamma \rightarrow \pi^+ \pi^- \gamma$,

$$|M(f_1 \rightarrow \rho^0 \gamma \rightarrow \pi^+ \pi^- \gamma)|^2 \sim \rho_{LL} \cos^2 \theta + \rho_{TT} \sin^2 \theta, \quad (4.5)$$

where ρ_{LL} and ρ_{TT} are density matrix elements corresponding to longitudinal and transverse ρ^0 mesons, respectively; θ is the angle between π^+ and γ momenta in the ρ^0 rest frame. Integrating over $d(\cos \theta)$, one easily finds that

$$\Gamma(f_1 \rightarrow \rho^0 \gamma \rightarrow \pi^+ \pi^- \gamma) \sim \rho_{LL} + 2\rho_{TT}. \quad (4.6)$$

Calculation of $|M(f_1 \rightarrow \rho^0 \gamma \rightarrow \pi^+ \pi^- \gamma)|^2$ with the amplitude (4.2) leads to the following ratio of the coefficients at $\cos^2 \theta$ and $\sin^2 \theta$:

$$r = \frac{2\xi |g_2|^2}{(1 - \xi)^2 |g_1|^2 + \xi^2 |g_2|^2 + 2\xi(1 - \xi) |g_1| |g_2| \cos \delta}, \quad (4.7)$$

which equals to ρ_{LL}/ρ_{TT} from Ref. [24].

The decay width (4.4) can be presented as a sum of contributions of different polarization states,

$$\Gamma(f_1 \rightarrow \rho^0 \gamma) = \frac{\alpha^2}{96\pi} m_f (1 - \xi)^3 [g_{TT} + g_{LL}], \quad (4.8)$$

where

$$g_{TT} = (1 - \xi)^2 |g_1|^2 + \xi^2 |g_2|^2 + 2\xi(1 - \xi) |g_1| |g_2| \cos \delta, \quad (4.9)$$

$$g_{LL} = \xi |g_2|^2. \quad (4.10)$$

Note that $g_{LL}/g_{TT} = r/2 = \rho_{LL}/2\rho_{TT}$ in agreement with (4.6).

Recently CLAS Collaboration at Jefferson Laboratory (JLab) published the results of the first measurements of the f_1 meson in the photoproduction reaction $\gamma p \rightarrow f_1 p$ off a proton target [25]. The first estimate of the cross section of this reaction in the JLab kinematics and suggestion that its measurement with the CLAS detector is possible were reported in Ref. [26].

According to the data of CLAS Collaboration, the branching ratio $\mathcal{B}(f_1 \rightarrow \rho^0 \gamma)$ equals $(2.5 \pm 0.9)\%$, which is substantially smaller than the PDG value, $(5.5 \pm 1.3)\%$. A few theoretical models consistent with this result are proposed already [27–29]. The total f_1 width measured by CLAS Collaboration $\Gamma_f^{CLAS} = (18.4 \pm 1.4)$ MeV is also considerably smaller than the PDG value, $\Gamma_f = (24.1 \pm 1.0)$ MeV. Therefore, below we present the results of our calculations for PDG averages and CLAS Collaboration values as well.

Using the experimental result $r = 3.9 \pm 0.9 \pm 1.0$ [24] we obtain

$$\alpha^2 g_{TT} = \frac{96\pi \mathcal{B}(f_1 \rightarrow \rho^0 \gamma) \Gamma_f}{m_f (1 - m_\rho^2/m_f^2)^3} \frac{2}{r+2} = 0.41 \pm 0.14, \quad \alpha^2 g_{TT}^{CLAS} = 0.14 \pm 0.06, \quad (4.11)$$

$$\alpha^2 g_{LL} = \frac{96\pi \mathcal{B}(f_1 \rightarrow \rho^0 \gamma) \Gamma_f}{m_f (1 - m_\rho^2/m_f^2)^3} \frac{r}{r+2} = 0.81 \pm 0.22, \quad \alpha^2 g_{LL}^{CLAS} = 0.28 \pm 0.18, \quad (4.12)$$

and find the magnitude of coupling constant g_2 ,

$$\alpha |g_2| = 1.5 \pm 0.2, \quad \alpha |g_2|^{CLAS} = 0.87 \pm 0.18. \quad (4.13)$$

It is seen that values of this coupling constant obtained for PDG and CLAS data are essentially different.

It is impossible to extract the magnitude of the constant g_1 and/or the phase δ from the experimental data. From Eq. (4.9) we obtain the following relation between the absolute value of g_1 and two other parameters:

$$|g_1| = \frac{1}{1-\xi} \left(-\xi |g_2| \cos \delta + \sqrt{(\xi |g_2| \cos \delta)^2 + g_{TT} - \xi g_{LL}} \right). \quad (4.14)$$

Taking into account that $-1 \leq \cos \delta \leq 1$, we obtain

$$0.16 \lesssim \alpha |g_1| \lesssim 1.9, \quad 0.09 \lesssim \alpha |g_1|^{CLAS} \lesssim 1.1, \quad (4.15)$$

for the central values of g_{TT} , g_{LL} , and $|g_2|$; see (4.11), (4.12), and (4.13). The upper and lower limits on $|g_1|$ correspond to $\delta = \pi$ and $\delta = 0$, respectively.

It is seen that there is a large uncertainty in the value of $|g_1|$. Indeed, $|g_1|$ could be of the same order of magnitude as $|g_2|$, if δ is close to π , and of the order of magnitude smaller, if δ is close to 0. Moreover, quite large experimental uncertainties in the polarization experiment [24] allow one to speculate that $|g_1|$ could be very small or even negligible. Indeed, in the case $g_1 = 0$ one obtains from (4.7) that $r = 2/\xi \approx 5.5$, which is not very far from the central value $r = 3.9$.

There are some papers concerning $f_1 \rightarrow \rho^0 \gamma$ decay, where the amplitude $M(f_1 \rightarrow \rho^0 \gamma)$ is parametrized only by one constant [26, 28, 29]. Therein the ratio of $M_L(f_1 \rightarrow \rho^0 \gamma)$ to $M_T(f_1 \rightarrow \rho^0 \gamma)$ is equal to $m_f/m_\rho = 1/\sqrt{\xi}$, which coincides with the expression (4.3) at $g_1 = 0$. So, these models correspond to our model at $g_1 = 0$.

There are also papers where the amplitude $M(f_1 \rightarrow \rho^0 \gamma)$ is parametrized by two constants; see, e.g., Ref. [30]. Therein two relations between parameters of $f_1 \rightarrow \rho^0 \gamma$ decay are obtained using $\Gamma(f_1 \rightarrow \rho^0 \gamma)$ and $r = \rho_{LL}/\rho_{TT}$. In this paper the f_1 meson is considered as the molecular state and $f_1 \rightarrow \rho^0 \gamma$ decay is studied in the chiral effective field theory.

V. CALCULATION OF $f_1 \rightarrow e^+ e^-$ DECAY WIDTH

In order to construct the amplitude $M(f_1 \rightarrow e^+ e^-)$ (see Fig. 3) we consider also the transition $\rho^{0*} \rightarrow \gamma^*$. The Lagrangian of such a transition in gauge-invariant form reads

$$\mathcal{L} = \frac{1}{2} g_{\rho\gamma} V^{\mu\nu} F_{\mu\nu}, \quad (5.1)$$

where $g_{\rho\gamma}$ is the coupling constant, and $V_{\mu\nu}$ and $F_{\mu\nu}$ are the tensors of the ρ^0 meson field and electromagnetic field, respectively. Therefore, we obtain the corresponding amplitude,

$$M(\rho^0 \rightarrow \gamma) = g_{\rho\gamma} (q^2 g_{\mu\nu} - q_\mu q_\nu) \epsilon^\mu e^{*\nu}, \quad (5.2)$$

where q is the momentum, and ϵ and e are polarization vectors of the ρ^0 meson and photon, respectively. The coupling constant $g_{\rho\gamma}$ can be found from $\rho^0 \rightarrow e^+ e^-$ decay width,

$$\Gamma(\rho^0 \rightarrow e^+ e^-) = \frac{1}{3} \alpha g_{\rho\gamma}^2 m_\rho. \quad (5.3)$$

Using the experimental values $\Gamma(\rho^0 \rightarrow e^+e^-) \approx 6.98$ keV and $m_\rho = 775.26$ MeV [21] we derive $g_{\rho\gamma} \approx 0.06$.

Now we can compare the amplitudes described by diagrams in Figs. 2 and 3 and obtain the relation between form factors F_1 and h_1 , F_2 and h_2 ,

$$\alpha F_{1,2}(q_1^2, q_2^2) = \frac{g_{\rho\gamma}^2 q_1^2 q_2^2}{(q_1^2 - m_\rho^2 + im_\rho\Gamma_\rho)(q_2^2 - m_\rho^2 + im_\rho\Gamma_\rho)} h_{1,2}(q_1^2, q_2^2), \quad (5.4)$$

where $\Gamma_\rho = 147.8$ MeV is the ρ^0 -meson width. In what follows we consider Γ_ρ as a constant parameter, because to account for its dependence on the momentum squared, $\Gamma_\rho(q^2)$, seems to be beyond the accuracy of our calculation.

Comparison (4.1) with (4.2) leads to relations

$$\lim_{q_2^2 \rightarrow 0} q_2^2 h_1(m_\rho^2, q_2^2) = -\frac{\alpha g_1}{g_{\rho\gamma}} (m_\rho^2 - im_\rho\Gamma_\rho), \quad (5.5)$$

$$\lim_{q_2^2 \rightarrow 0} q_2^2 h_2(q_2^2, m_\rho^2) = -\frac{\alpha g_2}{g_{\rho\gamma}} (m_\rho^2 - im_\rho\Gamma_\rho). \quad (5.6)$$

Now let us consider $f_1 \rightarrow \pi^+\pi^-\pi^+\pi^-$ decay. Experimental data indicate that the main contribution to it is given by the intermediate state with two virtual ρ mesons [23] (see Fig. 4). The vertex $f_1\rho\rho$ contains the form factors h_1 and h_2 of our model. Certainly, these form factors should meet the requirements that the result of the calculation of the $f_1 \rightarrow \pi^+\pi^-\pi^+\pi^-$ decay width should be in a good agreement with the experimental value.

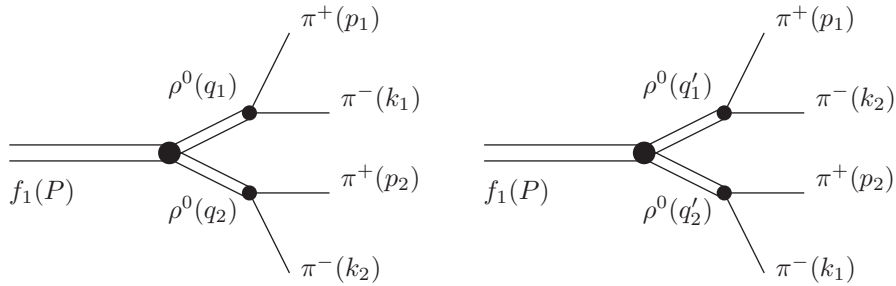


FIG. 4. Feynman diagrams of $f_1 \rightarrow \pi^+\pi^-\pi^+\pi^-$ decay.

We parametrize the $\rho^0 \rightarrow \pi^+\pi^-$ amplitude as

$$M(\rho^0 \rightarrow \pi^+\pi^-) = if_{\rho\pi\pi} e_\mu p^\mu, \quad (5.7)$$

where e_μ is the polarization vector of the ρ^0 meson, and p^μ is the momentum of the π^+ meson. We neglect the q^2 dependence of $f_{\rho\pi\pi}$ and obtain the following value:

$$f_{\rho\pi\pi} = \left(\frac{192\pi\Gamma(\rho^0 \rightarrow \pi^+\pi^-)}{m_\rho(1 - 4m_\pi^2/m_\rho^2)^{3/2}} \right)^{1/2} \approx 11.9, \quad (5.8)$$

where $\Gamma(\rho^0 \rightarrow \pi^+\pi^-) \approx \Gamma_\rho = 147.8$ MeV, and $m_\pi = 139.57$ MeV is the mass of π^\pm mesons.

Taking into account that form factor $F_1(q_1^2, q_2^2)$ is antisymmetric, and using relations (5.4), (5.5), and (5.6) as a hint, we write the form factors F_1 and F_2 as

$$F_1(q_1^2, q_2^2) = \frac{g_{\rho\gamma} g_1 (m_\rho^2 - im_\rho\Gamma_\rho) (q_2^2 - q_1^2)}{(q_1^2 - m_\rho^2 + im_\rho\Gamma_\rho) (q_2^2 - m_\rho^2 + im_\rho\Gamma_\rho)}, \quad (5.9)$$

$$F_2(q_1^2, q_2^2) = \frac{g_{\rho\gamma} g_2 (m_\rho^2 - im_\rho\Gamma_\rho) (-m_\rho^2)}{(q_1^2 - m_\rho^2 + im_\rho\Gamma_\rho) (q_2^2 - m_\rho^2 + im_\rho\Gamma_\rho)}. \quad (5.10)$$

The result of numerical calculation with corresponding form factors h_1 and h_2 is shown in Fig. 5. The solid line depicts the branching ratio of $f_1 \rightarrow \pi^+\pi^-\pi^+\pi^-$ decay, \mathcal{B}_c , calculating for the central values: $r = \rho_{LL}/\rho_{TT} = 3.9$ and $\mathcal{B}(f_1 \rightarrow \rho^0\gamma) = 5.5\%$ or $\mathcal{B}^{CLAS}(f_1 \rightarrow \rho^0\gamma) = 2.5\%$. Quite large experimental uncertainties

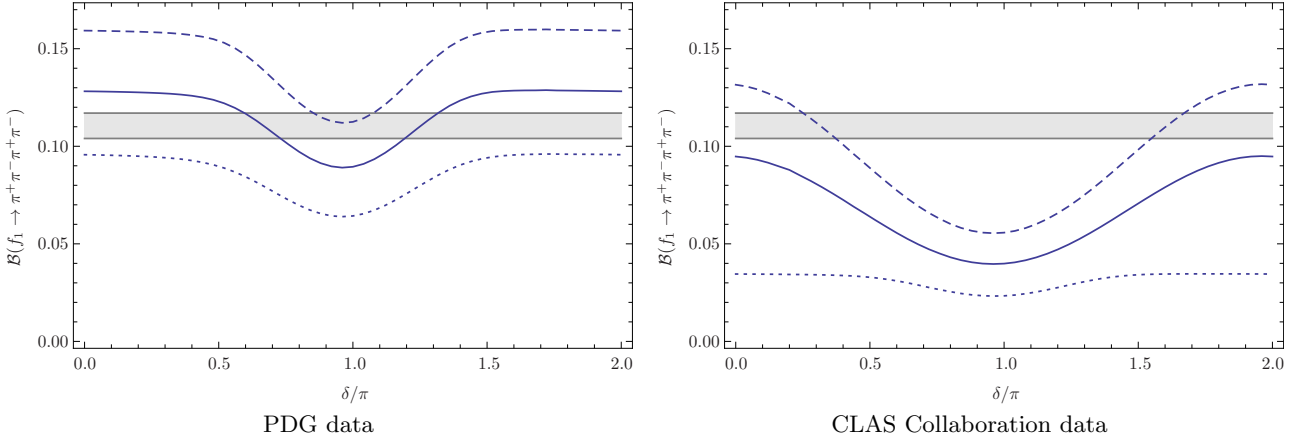


FIG. 5. The branching ratio of the $f_1 \rightarrow \pi^+\pi^-\pi^+\pi^-$ decay for the certain choice of the form factors $F_1(q_1^2, q_2^2)$ and $F_2(q_1^2, q_2^2)$; see Eqs. (5.9) and (5.10). The solid line corresponds to the $f_1 \rightarrow \pi^+\pi^-\pi^+\pi^-$ branching ratio calculated using the central values: $r = 3.9$ and $\mathcal{B}(f_1 \rightarrow \rho^0\gamma) = 5.5\%$ or $\mathcal{B}^{CLAS}(f_1 \rightarrow \rho^0\gamma) = 2.5\%$. Dashed and dotted lines indicate 1σ deviations for $\mathcal{B}(f_1 \rightarrow \pi^+\pi^-\pi^+\pi^-)$. The shaded horizontal band denotes the value allowed experimentally, $\mathcal{B}(f_1 \rightarrow \pi^+\pi^-\pi^+\pi^-) = (11.0_{-0.6}^{+0.7})\%$.

$\Delta r \approx 1.3$ and $\Delta\mathcal{B}(f_1 \rightarrow \rho^0\gamma) = 1.3\%$ or $\Delta\mathcal{B}^{CLAS}(f_1 \rightarrow \rho^0\gamma) = 0.9\%$ may lead to the substantial deviation of $\mathcal{B}(f_1 \rightarrow \pi^+\pi^-\pi^+\pi^-)$ from its central values \mathcal{B}_c . The results, corresponding to one standard deviation of \mathcal{B} from its central value, are shown in Fig. 5 by dashed and dotted lines. The shaded horizontal band in Fig. 5 indicates values allowed experimentally, $\mathcal{B}(f_1 \rightarrow \pi^+\pi^-\pi^+\pi^-) = (11.0_{-0.6}^{+0.7})\%$.

It is seen from Fig. 5 that we still cannot derive the exact value of the phase δ in our model because of large uncertainties of the model parameters. Therefore, in what follows we treat δ as a free parameter.

To calculate the $f_1 \rightarrow e^+e^-$ branching ratio, we substitute the expressions for $F_1(q_1^2, q_2^2)$ and $F_2(q_1^2, q_2^2)$ into (3.3) and perform the numerical calculations; then, comparing the answer with (2.1), we obtain the following result for the constant F_A :

$$F_A \simeq -\alpha g_1 (0.22 + 0.25i) - \alpha g_2 (0.75 + 0.57i). \quad (5.11)$$

It is convenient to express complex numbers g_1 and g_2 in polar form as $g_1 = |g_1| \cdot e^{i\phi_1}$ and $g_2 = |g_2| \cdot e^{i\phi_2}$, respectively. Then using $\delta = \phi_1 - \phi_2$ one can write the absolute square of the constant F_A as

$$|F_A|^2 \simeq \left| e^{i\delta} \cdot \alpha |g_1| \cdot (0.22 + 0.25i) + \alpha |g_2| \cdot (0.75 + 0.57i) \right|^2. \quad (5.12)$$

Since $\alpha |g_2| \sim 1$ and $\alpha |g_1| \lesssim 1$ [see (4.13) and (4.15)], then $|F_A| \sim 1$, as expected. In particular, for central values of $|g_1|$ and $|g_2|$ we get $|F_A| \simeq 1.12$ for $\delta = 0.7\pi$, $|F_A| \simeq 1.28$ for $\delta = 1.3\pi$, and $|F_A|^{CLAS} \simeq 0.85$ for $\delta = 0$.

Now it is straightforward to calculate the branching ratio $\mathcal{B}(f_1 \rightarrow e^+e^-)$ as a function of δ . Corresponding plots are shown in Fig. 6, where the solid line denotes $\mathcal{B}(f_1 \rightarrow e^+e^-)$ calculating for the central values: $r = 3.9$ and $\mathcal{B}(f_1 \rightarrow \rho^0\gamma) = 5.5\%$ or $\mathcal{B}^{CLAS}(f_1 \rightarrow \rho^0\gamma) = 2.5\%$. Dashed and dotted lines indicate 1σ deviations.

We see that these functions are almost constant for $-\pi/2 < \delta < \pi/2$ and have a minimum near $\delta = \pi$. Such behavior can easily be understood from (5.12) and (4.14). Indeed, when $\cos \delta > 0$, the value of $|g_1|$ is quite small due to cancellation in (4.14), so the main contribution to $|F_A|^2$ is given by $|g_2|$ and the corresponding factor, which are both independent of δ . However, when δ is close to π then $|g_1|$ is comparable with $|g_2|$, so a quite strong cancellation occurs in (5.12), and therefore $\mathcal{B}(f_1 \rightarrow e^+e^-)$ is minimal.

It is seen from Figs. 5 and 6 that in our model the branching ratio $\mathcal{B}(f_1 \rightarrow e^+e^-)$ should be taken in the range from $3 \cdot 10^{-9}$ for $\delta \simeq \pi$ to $8 \cdot 10^{-9}$ for $\delta = 0$, and from $4 \cdot 10^{-9}$ for $\delta^{CLAS} = 0$ to $5 \cdot 10^{-9}$ for $\delta^{CLAS} \simeq \pm 0.3\pi$,

$$\mathcal{B}(f_1 \rightarrow e^+e^-) \simeq (3-8) \cdot 10^{-9}, \quad \mathcal{B}^{CLAS}(f_1 \rightarrow e^+e^-) \simeq (4-5) \cdot 10^{-9}, \quad (5.13)$$

and the corresponding decay width is

$$\Gamma(f_1 \rightarrow e^+e^-) \simeq 0.07-0.19 \text{ eV}, \quad \Gamma^{CLAS}(f_1 \rightarrow e^+e^-) \simeq 0.07-0.10 \text{ eV}. \quad (5.14)$$

The values of the branching ratio and the decay width obtained for CLAS data lie in a more narrow interval than the corresponding values obtained for PDG data. However, both ranges of $\Gamma(f_1 \rightarrow e^+e^-)$ values are in good agreement with the naive estimate $\Gamma \sim 0.1 \text{ eV}$ (see the end of Sec. II).

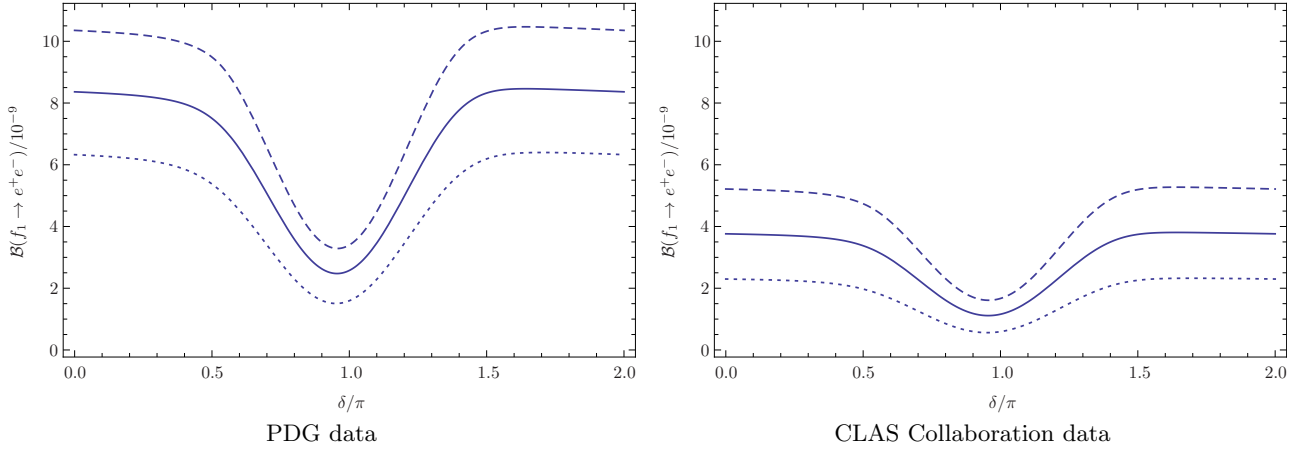


FIG. 6. The branching ratio $\mathcal{B}(f_1 \rightarrow e^+e^-)$ as a function of the relative phase δ in our model. The solid line corresponds to $\mathcal{B}(f_1 \rightarrow e^+e^-)$ calculated for the central values: $r = 3.9$ and $\mathcal{B}(f_1 \rightarrow \rho^0\gamma) = 5.5\%$ or $\mathcal{B}^{CLAS}(f_1 \rightarrow \rho^0\gamma) = 2.5\%$. The dashed and dotted lines indicate 1σ deviations from the $\mathcal{B}(f_1 \rightarrow e^+e^-)$ central value.

VI. ESTIMATE OF $e^+e^- \rightarrow f_1 \rightarrow \eta\pi\pi$ CROSS SECTION

Let us estimate the cross section of the process $e^+e^- \rightarrow f_1 \rightarrow \eta\pi\pi$, which can be used for the study of direct f_1 production in e^+e^- collisions. Here, the $f_1 \rightarrow \eta\pi\pi$ decay proceeds mainly (approximately with 70% probability [21]) through the intermediate $a_0(980)$ meson; see Figs. 7 and 8.

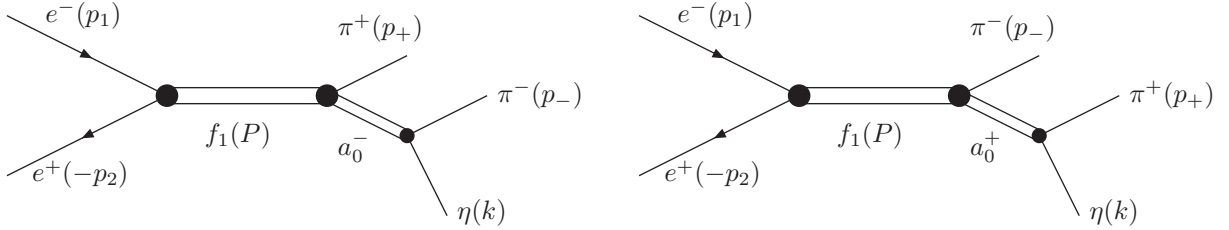


FIG. 7. The diagrams for e^+e^- annihilation into the $\eta\pi^+\pi^-$ final state via the intermediate f_1 and a_0 mesons.

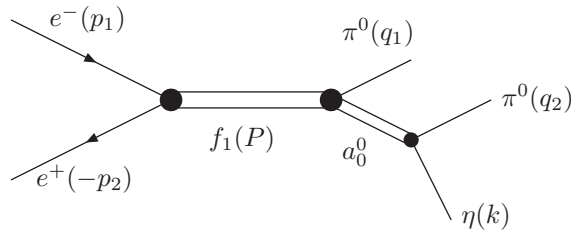


FIG. 8. The diagram for e^+e^- annihilation into the $\eta\pi^0\pi^0$ final state via the intermediate f_1 and a_0 mesons.

The branching ratio of the $f_1 \rightarrow a_0\pi$ decay is $(36 \pm 7)\%$ [21]. Using the isospin symmetry we obtain $\mathcal{B}(f_1 \rightarrow a_0^+\pi^-) = \mathcal{B}(f_1 \rightarrow a_0^-\pi^+) = \mathcal{B}(f_1 \rightarrow a_0^0\pi^0) = 1/3 \mathcal{B}(f_1 \rightarrow a_0\pi) \approx 12\%$.

Since the a_0 meson is scalar and the π meson is pseudoscalar, the amplitude of the $f_1 \rightarrow a_0\pi$ decay can be written as

$$M(f_1 \rightarrow a_0\pi) = ig\chi_a^* \tilde{\phi}_\pi^* \tilde{e}_\mu p_\pi^\mu, \quad (6.1)$$

where g is the dimensionless coupling constant; χ_a , $\tilde{\phi}_\pi$, and \tilde{e}_μ are wave functions of a_0 , π and f_1 mesons, respectively; and p_π is the momentum of the π meson.

The cross section of the $e^+e^- \rightarrow f_1 \rightarrow a_0\pi$ process can easily be calculated,

$$\sigma(e^+e^- \rightarrow f_1 \rightarrow a_0\pi) = \frac{12\pi}{m_f^2} \mathcal{B}(f_1 \rightarrow a_0\pi) \mathcal{B}(f_1 \rightarrow e^+e^-), \quad (6.2)$$

where the center-of-mass energy equals the mass of the f_1 meson, $\sqrt{s} = m_f$. Using the experimental value for the branching ratio $\mathcal{B}(f_1 \rightarrow a_0\pi) = 0.36 \pm 0.07$ and the result of our calculations (5.13) for $\mathcal{B}(f_1 \rightarrow e^+e^-)$, we obtain

$$\sigma(e^+e^- \rightarrow f_1 \rightarrow a_0\pi) \simeq 7.8\text{--}30 \text{ pb}, \quad \sigma^{CLAS}(e^+e^- \rightarrow f_1 \rightarrow a_0\pi) \simeq 10\text{--}20 \text{ pb}. \quad (6.3)$$

Assuming that the a_0 meson decays only into the $\eta\pi$ final state and using the relation $\mathcal{B}(f_1 \rightarrow a_0^\pm \pi^\mp \rightarrow \eta\pi^+\pi^-) = 2 \mathcal{B}(f_1 \rightarrow a_0^0 \pi^0 \rightarrow \eta\pi^0\pi^0) = 2/3 \mathcal{B}(f_1 \rightarrow a_0\pi \rightarrow \eta\pi\pi)$, we obtain the following estimates:

$$\sigma(e^+e^- \rightarrow f_1 \rightarrow a_0^\pm \pi^\mp \rightarrow \eta\pi^+\pi^-) \simeq 5.2\text{--}20 \text{ pb}, \quad \sigma^{CLAS}(e^+e^- \rightarrow f_1 \rightarrow a_0^\pm \pi^\mp \rightarrow \eta\pi^+\pi^-) \simeq 7\text{--}13.3 \text{ pb}, \quad (6.4)$$

$$\sigma(e^+e^- \rightarrow f_1 \rightarrow a_0^0 \pi^0 \rightarrow \eta\pi^0\pi^0) \simeq 2.6\text{--}10 \text{ pb}, \quad \sigma^{CLAS}(e^+e^- \rightarrow f_1 \rightarrow a_0^0 \pi^0 \rightarrow \eta\pi^0\pi^0) \simeq 3.5\text{--}6.7 \text{ pb}. \quad (6.5)$$

It is seen that the values of cross sections obtained for PDG and CLAS data are in reasonable agreement within uncertainties. However, the values of σ^{CLAS} lie in a narrower range. Therefore, one can hope that future precise experiments could make it possible to distinguish between σ^{PDG} and σ^{CLAS} .

VII. CHARGE ASYMMETRY IN $e^+e^- \rightarrow \eta\pi^+\pi^-$ PROCESS

Though the cross section of the $e^+e^- \rightarrow f_1 \rightarrow \eta\pi^0\pi^0$ process is twice less than that of $e^+e^- \rightarrow f_1 \rightarrow \eta\pi^+\pi^-$, the former is more convenient for the study of direct f_1 production in e^+e^- collisions. Indeed, the $e^+e^- \rightarrow \eta\pi^0\pi^0$ reaction proceeds only through two-photon annihilation, since C parity of the $\eta\pi^0\pi^0$ final state is positive. Therefore, there is no background from one-photon annihilation, and the $e^+e^- \rightarrow f_1 \rightarrow \eta\pi^0\pi^0$ cross section can be measured directly. According to the estimate (6.5), the lower bound on this cross section is quite small, but it can be measured in a special experiment at the VEPP-2000 collider in Novosibirsk.

In contrast, the $e^+e^- \rightarrow \eta\pi^+\pi^-$ reaction proceeds mainly through one-photon annihilation, which is described quite well by the VMD model with intermediate $\rho'(1450)$ and $\rho^0(770)$ mesons [31], as depicted in Fig. 9.

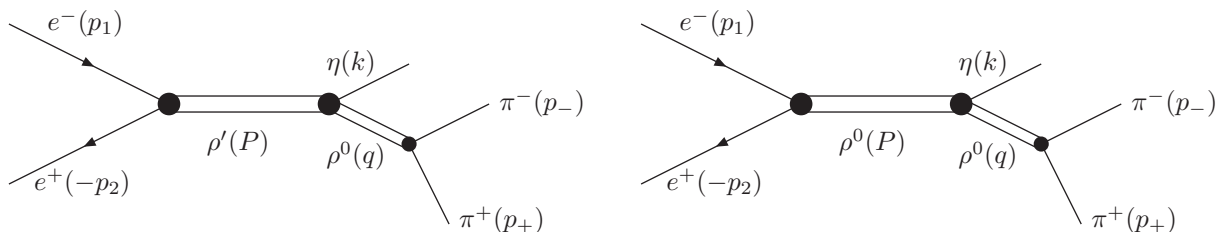


FIG. 9. The diagrams for e^+e^- annihilation into the $\eta\pi^+\pi^-$ final state via intermediate vector $\rho'(1450)$ and $\rho^0(770)$ mesons.

The measured $e^+e^- \rightarrow \eta\pi^+\pi^-$ Born cross section is about 500 pb at $\sqrt{s} = m_f$ [31]. According to the estimate (6.4), the $e^+e^- \rightarrow f_1 \rightarrow a_0^\pm \pi^\mp \rightarrow \eta\pi^+\pi^-$ cross section constitutes only several percent of the total $e^+e^- \rightarrow \eta\pi^+\pi^-$ cross section, and its measurement is a rather complicated task. One possibility to overcome this difficulty is to investigate the two-photon annihilation channel $e^+e^- \rightarrow f_1 \rightarrow \eta\pi^+\pi^-$ through C -odd effects, which arise from the interference of C -odd one-photon and C -even two-photon amplitudes.

The annihilation $e^+e^- \rightarrow \rho \rightarrow \eta\pi^+\pi^-$ was studied theoretically in Ref. [32]. The corresponding formulas can also be found in Ref. [31]. The one-photon amplitude depicted in Fig. 9 is written as

$$M_1(e^+e^- \rightarrow \eta\pi^+\pi^-) = \frac{if_{\rho\pi\pi}}{q^2 - m_\rho^2 + i\sqrt{q^2}\Gamma_\rho(q^2)} \left(\frac{f_{\rho'ee}f_{\rho'\rho\eta}}{s - m_{\rho'}^2 + i\sqrt{s}\Gamma_{\rho'}(s)} + \frac{f_{\rho ee}f_{\rho\rho\eta}}{s - m_\rho^2 + i\sqrt{s}\Gamma_\rho(s)} \right) \times \epsilon_{\lambda\nu\sigma\tau} q^\lambda p_+^\nu k^\sigma \bar{v} \gamma^\tau u. \quad (7.1)$$

Here we take into account the dependence of Γ_V on momentum squared,

$$\Gamma_V(s) = \Gamma_V(m_V^2) \frac{m_V^2}{s} \left(\frac{p_\pi(s)}{p_\pi(m_V^2)} \right)^3, \quad (7.2)$$

where V means $\rho'(1450)$ or $\rho^0(770)$ mesons, and $p_\pi(s) = \sqrt{s/4 - m_\pi^2}$.

The coupling constant $f_{\rho\pi\pi}$ was already discussed above; see (5.8). The product $f_{Vee}f_{V\rho\eta}$ is parametrized according to Ref. [31] as $f_{Vee}f_{V\rho\eta} = 4\pi\alpha m_V^2/s \cdot g_V e^{i\phi_V}$, where $g_{\rho^0(770)} \approx 1.58 \text{ GeV}^{-1}$, $\phi_{\rho^0(770)} = 0$, $g_{\rho'(1450)} \approx 0.48 \text{ GeV}^{-1}$, and $\phi_{\rho'(1450)} = \pi$ are obtained in Ref. [31].

The differential $e^+e^- \rightarrow \eta\pi^+\pi^-$ cross section is written as

$$\frac{d\sigma(e^+e^- \rightarrow \eta\pi^+\pi^-)}{dq^2 d\Omega_\pi d\Omega_\eta} = \frac{1}{(2\pi)^5} \frac{1}{2s} \frac{p_\pi(q^2)}{4\sqrt{q^2}} \frac{p_\eta(q^2, s)}{4\sqrt{s}} |M(e^+e^- \rightarrow \eta\pi^+\pi^-)|^2, \quad (7.3)$$

where q is the momentum of the $\pi^+\pi^-$ system, Ω_π is the solid angle of π^+ three-momentum \vec{p}_π in the $\pi^+\pi^-$ rest frame, Ω_η is the solid angle of η meson three-momentum \vec{p}_η in the e^+e^- center-of-mass frame, $p_\pi(q^2) = \sqrt{q^2/4 - m_\pi^2}$, and $p_\eta(q^2, s) = \sqrt{(s - q^2 - m_\eta^2)^2 - 4m_\eta^2 q^2}/2\sqrt{s}$.

Straightforward calculation with the amplitude (7.1) leads to the well-known analytical formulas [31, 32]. Substituting the PDG values $m_\eta \simeq 547.862 \text{ MeV}$, $m_{\rho'(1450)} \simeq 1465 \text{ MeV}$, $\Gamma_{\rho'(1450)} \simeq 400 \text{ MeV}$, and the other ones mentioned above, we obtain the following numerical result for the cross section of the one-photon annihilation at center-of-mass energy $\sqrt{s} = m_f = 1282 \text{ MeV}$ or $\sqrt{s} = m_f^{CLAS} = 1281 \text{ MeV}$:

$$\sigma_1(e^+e^- \rightarrow \eta\pi^+\pi^-) \simeq 360 \text{ pb}, \quad \sigma_1^{CLAS}(e^+e^- \rightarrow \eta\pi^+\pi^-) \simeq 350 \text{ pb}. \quad (7.4)$$

Now let us consider two-photon annihilation $e^+e^- \rightarrow \eta\pi^+\pi^-$, which proceeds (approximately with 70% probability) via the diagrams in Fig. 7. The corresponding amplitude is as follows:

$$M_2(e^+e^- \rightarrow \eta\pi^+\pi^-) = \frac{-iF_A\alpha^2 g_{f\pi a} g_{a\pi\eta} m_a}{s - m_f^2 + im_f\Gamma_f} \bar{v} \left(\frac{\hat{p}_+}{(k + p_-)^2 - m_a^2 + im_a\Gamma_a} + \frac{\hat{p}_-}{(k + p_+)^2 - m_a^2 + im_a\Gamma_a} \right) \gamma^5 u. \quad (7.5)$$

The absolute values of the coupling constants $g_{f\pi a}$ and $g_{a\pi\eta}$ can be found from the data on the corresponding partial widths. The expressions for these widths are the following:

$$\Gamma(f_1 \rightarrow a_0^- \pi^+) = |g_{f\pi a}|^2 \frac{((m_f^2 - m_a^2 - m_\pi^2)^2 - 4m_a^2 m_\pi^2)^{3/2}}{192\pi m_f^5}, \quad (7.6)$$

$$\Gamma(a_0^- \rightarrow \pi^- \eta) = |g_{a\pi\eta}|^2 \frac{\sqrt{(m_a^2 - m_\eta^2 - m_\pi^2)^2 - 4m_\eta^2 m_\pi^2}}{16\pi m_a}. \quad (7.7)$$

Using the experimental values $\Gamma(f_1 \rightarrow a_0^- \pi^+) \approx 12\% \cdot \Gamma_f \approx 2.9 \text{ MeV}$, $m_a = 980 \text{ MeV}$, $\Gamma(a_0^- \rightarrow \pi^- \eta) \approx \Gamma_a \approx 60 \text{ MeV}$, we obtain that $|g_{f\pi a}| \approx 5.23$ or $|g_{f\pi a}|^{CLAS} \approx 4.59$, and $|g_{a\pi\eta}| \approx 2.18$.

Since some quantities in (7.5) have large experimental uncertainties, and the coupling constant F_A depends on the free parameter δ , the value of the two-photon annihilation cross section is quite uncertain. Careful estimation of these uncertainties is beyond our purpose. So, we quote here only the characteristic values of this cross section calculated for the central values of all quantities and for the most probable values of phase δ , $\delta = 0.7\pi$, $\delta = 1.3\pi$, and $\delta^{CLAS} = 0$ (see Fig. 5),

$$\sigma_2(e^+e^- \rightarrow \eta\pi^+\pi^-) \simeq \begin{cases} 10 \text{ pb} & \text{for } \delta = 0.7\pi, \\ 13 \text{ pb} & \text{for } \delta = 1.3\pi, \end{cases} \quad \sigma_2^{CLAS}(e^+e^- \rightarrow \eta\pi^+\pi^-) \simeq 7.4 \text{ pb}. \quad (7.8)$$

This result is in agreement with our previous estimate (6.4).

Interference between one-photon (7.1) and two-photon (7.5) amplitudes is P - and C -odd, therefore it does not contribute to the total cross section, but it can lead to the *charge asymmetry* in the differential cross section. Indeed, calculation shows that after integration over azimuthal angle ϕ_π the interference term is an odd function of $\cos\theta_\eta$ and $\cos\theta_\pi$. Here θ_η is the angle between η meson 3-momentum and e^+ beam axis in the e^+e^- center-of-mass frame, and θ_π is the angle between π^+ meson and η meson 3-momenta in the $\pi^+\pi^-$ center-of-mass system. Therefore, if we consider events with θ_η in a definite interval $d\cos\theta_\eta$, then the interference term has opposite signs for $\cos\theta_\pi$ and $\cos(\pi - \theta_\pi) = -\cos\theta_\pi$. Physically it means that the number of π^+ mesons propagating in some direction θ_π differs from the number of π^- mesons propagating in the same direction.

Let us define the charge asymmetry in the $e^+e^- \rightarrow \eta\pi^+\pi^-$ process as

$$A = \frac{\sigma_{tot}(\cos\theta_\pi > 0) - \sigma_{tot}(\cos\theta_\pi < 0)}{\sigma_{tot}(\cos\theta_\pi > 0) + \sigma_{tot}(\cos\theta_\pi < 0)} \Big|_{\cos\theta_\eta > 0}, \quad (7.9)$$

where $\sigma_{tot} = \sigma_1 + \sigma_2 + \sigma_{int}$ is the total cross section. Condition $\cos\theta_\eta > 0$ is chosen here quite arbitrarily, so for real experiment one can redefine asymmetry in another θ_η range based on experimental conditions.

Since both amplitudes (7.1) and (7.5) squared are even functions of $\cos\theta_\eta$ and $\cos\theta_\pi$, and the interference term is an odd one, the expression for the charge asymmetry A is simplified as

$$A = \frac{2\sigma_{int}(\cos\theta_\pi > 0)}{\sigma_1 + \sigma_2} \Big|_{\cos\theta_\eta > 0}, \quad (7.10)$$

where the denominator is already calculated. It is one half of the sum of (7.4) and (7.8).

The interference term contains one additional free parameter ϕ , which is the relative phase arising from the complex coupling constants,

$$F_{Agf\pi a}g_{a\pi\eta}f_{\rho\pi\pi}^* = |F_{Agf\pi a}g_{a\pi\eta}f_{\rho\pi\pi}|e^{i\phi}. \quad (7.11)$$

Using the values $\phi_{\rho^0(770)} = 0$, $\phi_{\rho'(1450)} = \pi$ [31] we perform numerical calculations of the charge asymmetry (7.10) for $\delta = 0.7\pi$, $\delta = 1.3\pi$, and $\delta^{CLAS} = 0$. The dependence of the charge asymmetry A on the relative phase ϕ is shown in Fig. 10.

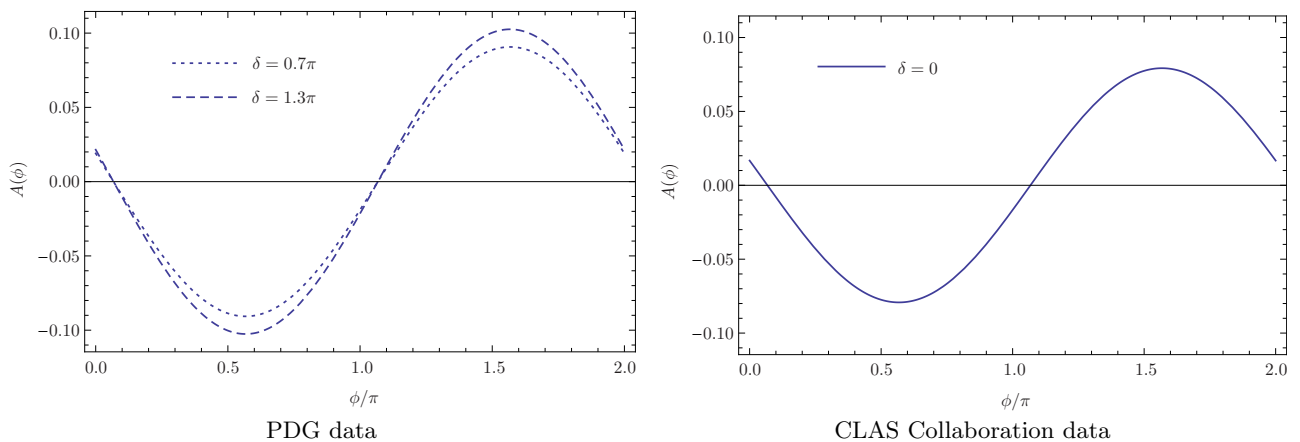


FIG. 10. The charge asymmetry A as a function of the relative phase ϕ for different values of the phase δ .

It is seen that the charge asymmetry in the $e^+e^- \rightarrow \eta\pi^+\pi^-$ process may be quite large, up to $\pm 10\%$ for $\phi \simeq \mp\pi/2$.

VIII. CONCLUSION

We calculate the width of the $f_1(1285) \rightarrow e^+e^-$ decay in the vector meson dominance model, where both virtual photons are coupled with the f_1 meson via the intermediate ρ^0 mesons; see Fig. 3. We assume that this is the main mechanism of the decay, and such an assumption is based on the experimental data on $f_1 \rightarrow 4\pi$ and $f_1 \rightarrow \rho^0\gamma$ decays [21, 23]. In our model the decay width, $\Gamma(f_1 \rightarrow e^+e^-)$, depends on the relative phase δ between two coupling constants describing the $f_1 \rightarrow \rho^0\gamma$ decay. This phase is not fixed unambiguously from the experimental data. Therefore, the width can only be estimated as $\Gamma(f_1 \rightarrow e^+e^-) \simeq 0.07\text{--}0.19$ eV using the PDG data [21], and as $\Gamma^{CLAS}(f_1 \rightarrow e^+e^-) \simeq 0.07\text{--}0.10$ eV using the CLAS Collaboration data [25]. The corresponding branching ratio is $\mathcal{B}(f_1 \rightarrow e^+e^-) \simeq (3\text{--}8) \cdot 10^{-9}$ and $\mathcal{B}^{CLAS}(f_1 \rightarrow e^+e^-) \simeq (4\text{--}5) \cdot 10^{-9}$.

The process of direct f_1 production in e^+e^- collisions, $e^+e^- \rightarrow f_1 \rightarrow \text{mesons}$, is still not measured due to smallness of the corresponding cross section. Now it can be studied at modern high-luminosity colliders, e.g., at VEPP-2000 in Novosibirsk. We estimate the $e^+e^- \rightarrow f_1 \rightarrow \eta\pi\pi$ cross section and find it to be $\sigma(e^+e^- \rightarrow f_1 \rightarrow a_0^\pm\pi^\mp \rightarrow \eta\pi^+\pi^-) \simeq 5.2\text{--}20$ pb ($\sigma^{CLAS} \simeq 7\text{--}13.3$ pb) for the $\eta\pi^+\pi^-$ final state, and $\sigma(e^+e^- \rightarrow f_1 \rightarrow a_0^0\pi^0 \rightarrow \eta\pi^0\pi^0) \simeq 2.6\text{--}10$ pb ($\sigma^{CLAS} \simeq 3.5\text{--}6.7$ pb) for the $\eta\pi^0\pi^0$ final state. The latter process, $e^+e^- \rightarrow f_1 \rightarrow \eta\pi^0\pi^0$, is more convenient to study, because the $e^+e^- \rightarrow \eta\pi^0\pi^0$ reaction proceeds only through two-photon annihilation. Therefore, there is no background from one-photon annihilation, and the $e^+e^- \rightarrow f_1 \rightarrow \eta\pi^0\pi^0$ cross section can be measured directly. In our model the lower bound on this cross section is quite small, ~ 3 pb. However, even such a small cross section can be measured in a special experiment at the VEPP-2000 e^+e^- collider in Novosibirsk.

In contrast, the reaction $e^+e^- \rightarrow \eta\pi^+\pi^-$ proceeds mainly through one-photon annihilation. Therefore, measurement of the cross section of the two-photon channel, $e^+e^- \rightarrow f_1 \rightarrow \eta\pi^+\pi^-$, is a rather complicated

task, because of the background from one-photon annihilation. One possibility to overcome this difficulty is to investigate the charge asymmetry which arises from the interference of C -odd one-photon and C -even two-photon amplitudes. We calculate this asymmetry in the $e^+e^- \rightarrow \eta\pi^+\pi^-$ reaction for some values of parameters in our model. It turns out that the magnitude of the charge asymmetry is quite uncertain. It depends on the relative phase ϕ and may be quite large, up to $\pm 10\%$.

We hope that in the nearest future our predictions will be tested in precise experiments at e^+e^- colliders. Such experiments could allow us to obtain values of free parameters of our model, δ and ϕ , as well as to define more accurately $\mathcal{B}(f_1 \rightarrow \rho^0\gamma)$, Γ_f , and r , measured by now with quite large uncertainties.

Acknowledgments

I am grateful to V.P. Druzhinin and A.I. Milstein for the constant interest and numerous valuable remarks and suggestions. I also thank A.L. Feldman, L.V. Kardapoltsev, M.G. Kozlov, and D.V. Matvienko for the useful discussions. This work is partly supported by the Grant of President of Russian Federation for the leading scientific Schools of Russian Federation, NSh-9022-2016.2.

-
- [1] G. Altarelli, S. De Gennaro, E. Celeghini, G. Longhi, and R. Gatto, *Theoretical calculations for electron-positron colliding-beam reactions*, Nuovo Cim. **A 47** (1967) 113.
 - [2] A.I. Vainshtein and I.B. Khriplovich, *On the possibility of studying resonances with positive charge parity in colliding electron-positron beams* (in Russian), Yad. Fiz. **13** (1971) 620.
 - [3] M.N. Achasov *et al.* (SND Collaboration), *Search for the $\eta' \rightarrow e^+e^-$ decay with the SND detector*, Phys. Rev. **D 91** (2015) 092010 [arXiv:1504.01245].
 - [4] R.R. Akhmetshin *et al.* (CMD-3 Collaboration), *Search for the process $e^+e^- \rightarrow \eta'(958)$ with the CMD-3 detector*, Phys. Lett. **B 740** (2015) 273 [arXiv:1409.1664].
 - [5] M.N. Achasov *et al.* (SND Collaboration), *Search for direct production of $a_2(1320)$ and $f_2(1270)$ mesons in e^+e^- annihilation*, Phys. Lett. **B 492** (2000) 8 [hep-ex/0009048].
 - [6] M. Ablikim *et al.* (BESIII Collaboration), *An improved limit for Γ_{ee} of $X(3872)$ and Γ_{ee} measurement of $\psi(3686)$* , Phys. Lett. **B 749** (2015) 414 [arXiv:1505.02559].
 - [7] J. Kaplan and J.H. Kühn, *Direct production of 1^{++} states in e^+e^- annihilation*, Phys. Lett. **B 78** (1978) 252.
 - [8] J.H. Kühn, J. Kaplan, and E.G.O. Safiani, *Electromagnetic annihilation of e^+e^- into quarkonium states with even charge conjugation*, Nucl. Phys. **B 157** (1979) 125.
 - [9] A. Denig, F.-K. Guo, C. Hanhart, and A.V. Nefediev, *Direct $X(3872)$ production in e^+e^- collisions*, Phys. Lett. **B 736** (2014) 221 [arXiv:1405.3404].
 - [10] H. Czyz, J.H. Kühn, and S. Tracz, *χ_{c1} and χ_{c2} production at e^+e^- colliders*, Phys. Rev. **D 94** (2016) 034033 [arXiv:1605.06803].
 - [11] H. Czyz and P. Kiszka, *Testing χ_c properties at BELLE II*, Phys. Lett. **B 771** (2017) 487 [arXiv:1612.07509].
 - [12] N. Kivel and M. Vanderhaeghen, *$\chi_{cJ} \rightarrow e^+e^-$ decays revisited*, JHEP **1602** (2016) 032 [arXiv:1509.07375].
 - [13] G. Köpp, T.F. Walsh, and P. Zerwas, *Hadron production in virtual photon-photon annihilation*, Nucl. Phys. **B 70** (1974) 461.
 - [14] F.M. Renard, *1^{++} resonances in $\gamma\gamma$ collisions*, Nuovo Cim. **A 80** (1984) 1.
 - [15] R.N. Cahn, *Production of spin 1 resonances in $\gamma\gamma$ collisions*, Phys. Rev. **D 35** (1987) 3342;
R.N. Cahn, *Cross-sections for single tagged two photon production of resonances*, Phys. Rev. **D 37** (1988) 833.
 - [16] G.A. Schuler, F.A. Berends, and R. van Gulik, *Meson photon transition form-factors and resonance cross-sections in e^+e^- collisions*, Nucl. Phys. **B 523** (1998) 423 [hep-ph/9710462].
 - [17] G. Gidal *et al.* (Mark II Collaboration), *Observation of spin-1 $f_1(1285)$ in the reaction $\gamma\gamma^* \rightarrow \eta^0\pi^+\pi^-$* , Phys. Rev. Lett. **59** (1987) 2012.
 - [18] H. Aihara *et al.* (TPC/2 γ Collaboration), *$f_1(1285)$ formation in photon photon fusion reactions*, Phys. Lett. **B 209** (1988) 107;
H. Aihara *et al.* (TPC/2 γ Collaboration), *Formation of spin one mesons by photon-photon fusion*, Phys. Rev. **D 38** (1988) 1.
 - [19] P. Achard *et al.* (L3 Collaboration), *$f_1(1285)$ formation in two photon collisions at LEP*, Phys. Lett. **B 526** (2002) 269 [hep-ex/0110073].
 - [20] D. Yang and S. Zhao, *$\chi_{QJ} \rightarrow l^+l^-$ within and beyond the Standard Model*, Eur. Phys. J. **C 72** (2012) 1996 [arXiv:1203.3389].
 - [21] C. Patrignani *et al.* (Particle Data Group), *Review of particle physics*, Chin. Phys. **C 40** (2016) no.10, 100001.
 - [22] L.D. Landau, *On the angular momentum of a system of two photons*, Dokl. Akad. Nauk USSR Ser. Fiz. **60** (1948) 207 [Collected Papers of L.D. Landau (Elsevier, Amsterdam, 1965), p. 471];
C.N. Yang, *Selection rules for the dematerialization of a particle into two photons*, Phys. Rev. **77** (1950) 242.
 - [23] D. Barberis *et al.* (WA102 Collaboration), *A spin analysis of the 4π channels produced in central pp interactions at 450 GeV/c*, Phys. Lett. **B 471** (2000) 440 [hep-ex/9912005].
 - [24] D.V. Amelin *et al.* (VES Collaboration), *Study of the decay $f_1(1285) \rightarrow \rho^0(770)\gamma$* , Z. Phys. **C 66** (1995) 71.

- [25] R. Dickson *et al.* (CLAS Collaboration), *Photoproduction of the $f_1(1285)$ meson*, Phys. Rev. **C 93** (2016) 065202 [arXiv:1604.07425].
- [26] N.I. Kochelev, M. Battaglieri, and R. De Vita, *Exclusive photoproduction of $f_1(1285)$ meson off the proton in kinematics available at the Jefferson Laboratory experimental facilities*, Phys. Rev. **C 80** (2009) 025201 [arXiv:0903.5369].
- [27] Y.Y. Wang, L.J. Liu, E. Wang, and D.M. Li, *Study on the reaction of $\gamma p \rightarrow f_1(1285)p$ in Regge-effective Lagrangian approach*, Phys. Rev. **D 95** (2017) 096015 [arXiv:1701.06007].
- [28] X.Y. Wang and J. He, *Analysis of recent CLAS data on $f_1(1285)$ photoproduction*, Phys. Rev. **D 95** (2017) 094005 [arXiv:1702.06848].
- [29] A.A. Osipov, A.A. Pivovarov, and M.K. Volkov, *Anomalous decay $f_1(1285) \rightarrow \rho\gamma$ and related processes*, Phys. Rev. **D 96** (2017) 054012 [arXiv:1705.05711].
- [30] M.F.M. Lutz and S. Leupold, *On the radiative decays of light vector and axial-vector mesons*, Nucl. Phys. **A 813** (2008) 96 [arXiv:0801.3821].
- [31] V.M. Aulchenko *et al.* (SND Collaboration), *Measurement of the $e^+e^- \rightarrow \eta\pi^+\pi^-$ cross section in the center-of-mass energy range 1.22-2.00 GeV with the SND detector at the VEPP-2000 collider*, Phys. Rev. **D 91** (2015) 052013 [arXiv:1412.1971].
- [32] N.N. Achasov and V.A. Karnakov, *On the research of the $e^+e^- \rightarrow \eta\pi^+\pi^-$ reaction*, Pis'ma Zh. Eksp. Teor. Fiz. **39** (1984) 285 [JETP Lett. **39** (1984) 342].