

# Triangle singularities in $B^- \rightarrow D^{*0}\pi^-\pi^0\eta$ and $B^- \rightarrow D^{*0}\pi^-\pi^+\pi^-$

R. Pavao,<sup>1,\*</sup> S. Sakai,<sup>1</sup> and E. Oset<sup>1</sup>

<sup>1</sup>*Departamento de Física Teórica and IFIC, Centro Mixto Universidad de Valencia-CSIC  
Institutos de Investigación de Paterna, Aptdo.22085, 46071 Valencia, Spain*

(Dated: March 12, 2022)

The possible role of the triangle mechanism in the  $B^-$  decay into  $D^{*0}\pi^-\pi^0\eta$  and  $D^{*0}\pi^-\pi^+\pi^-$  is investigated. In this process, the triangle singularity appears from the decay of  $B^-$  into  $D^{*0}K^-K^{*0}$  followed by the decay of  $K^{*0}$  into  $\pi^-K^+$  and the fusion of the  $K^+K^-$  which forms the  $a_0(980)$  or  $f_0(980)$  which finally decay into  $\pi^0\eta$  or  $\pi^+\pi^-$  respectively. The triangle mechanism from the  $\bar{K}^*K\bar{K}$  loop generates a peak around 1420 MeV in the invariant mass of  $\pi^-a_0$  or  $\pi^-f_0$ , and gives sizable branching fractions  $\text{Br}(B^- \rightarrow D^{*0}\pi^-a_0; a_0 \rightarrow \pi^0\eta) = 1.66 \times 10^{-6}$  and  $\text{Br}(B^- \rightarrow D^{*0}\pi^-f_0; f_0 \rightarrow \pi^+\pi^-) = 2.82 \times 10^{-6}$ .

PACS numbers:

## I. INTRODUCTION

Hadron spectroscopy is a way to investigate Quantum Chromodynamics (QCD), which is the basic theory of the strong interaction. The success of the quark model in the low-lying hadron spectrum gives us an interpretation of the baryons as a composite of three quarks, and the mesons as that of quark and anti-quark [1, 2]. Meanwhile, the possibility of non conventional hadrons called exotics, which are not prohibited by QCD, have been intensively studied. One example is the  $\Lambda(1405)$ : the quark model predicts a mass at higher energy than the observed peak, and a  $\bar{K}N$  ( $I = 0$ ) molecular state seems to give a better description as originally studied in Ref. [3] followed by many studies which are summarized in Refs. [4, 5]. The spectrum of the low-lying scalar mesons, such as  $f_0(980)$  or  $a_0(980)$  mesons, is also discussed in this picture [6–8], while the possible explanation as tetraquark states is also discussed in Refs. [9, 10]. These days, in the heavy sector, the  $XYZ$  [11] and the  $P_c$  [12, 13] were discovered, which cannot be associated with the states predicted by the quark model. Another sort of non conventional hadrons are the molecular states of other hadrons, which have been often invoked to describe many existing states (see recent review in Ref. [14]). Besides ordinary hadrons, molecular states or multiquark states, triangle singularities can generate peaks, but these peaks appear from a simple kinematical effect. These singularities were pointed out by Landau [15], and the Coleman-Norton theorem says that the singularity appears when the process has a classical counterpart [16]: in the decay process of a particle 1 into the particles 2 and 3, the particle 1 decays first into particles  $A$  and  $B$ , followed by the decay of  $A$  into the particles 2 and  $C$ , and finally the

particles  $BC$  merge into the particle 3. The particles  $A$ ,  $B$ , and  $C$  are the intermediate particles, and the singularity appears if the momenta of these intermediate particles can take on-shell values. A novel way to understand this process is proposed in Ref. [17].

For the decay of  $\eta(1405)$  into  $\pi^0\pi^0\eta$  via  $\pi^0a_0$  and  $\pi^0\pi^+\pi^-$  via  $\pi^0f_0$ , the triangle mechanism gives a good explanation [18–20]. The  $K^*\bar{K}K$  loop generates the triangle singularity in this process, and the anomalously large branching fraction of the isospin-violating  $\pi^0f_0$  channel reported by BESIII [21] is well explained with the mechanism.

The peak associated with this singularity can be misidentified with a resonance state. For example, the studies in Refs. [22–24] suggest the possible explanation of  $Z_c(3900)$  with the triangle mechanism. Similarly, a peak seen in the  $\pi f_0(980)$  mass distribution, identified as the “ $a_1(1420)$ ” meson by the COMPASS collaboration [25], is shown to be a manifestation of the triangle mechanism as studied in Refs. [22, 26, 27]. In particular, many  $XYZ$  states are discovered as a peak of the invariant mass distribution in the heavy hadron decay. Then, the thorough study on the role of the triangle singularities in the heavy hadron decay is important to clarify the properties of the reported  $XYZ$  states. In the  $B^- \rightarrow K^-\pi^-D_{s0}^+(2317)$  ( $K^-\pi^-D_{s1}^+(2460)$ ) process, a peak can be generated by the triangle mechanism around 2800 MeV (2950 MeV) in the  $\pi^-D_{s0}^+$  ( $\pi^-D_{s1}^+$ ) invariant mass spectrum, which is driven by the  $K^*DK$  ( $K^*D^*K$ ) loop, and gives a sizable branching fraction into the channel [28]. The  $D_{s0}^+$  and  $D_{s1}^+$  in the final state are dynamically generated by the  $DK$  and  $D^*K$ , and have large coupling with these states [29–31]. Because the process of the triangle mechanism contains a fusion of two hadrons, the existence of a hadronic molecular state plays an important role in having a measurable strength. Then, the study of the singularity is also a useful tool to study the hadronic molecular states. Regarding the  $P_c$  peak, discovered in the  $J/\psi p$  invariant

\*Electronic address: rpavao@ific.uv.es

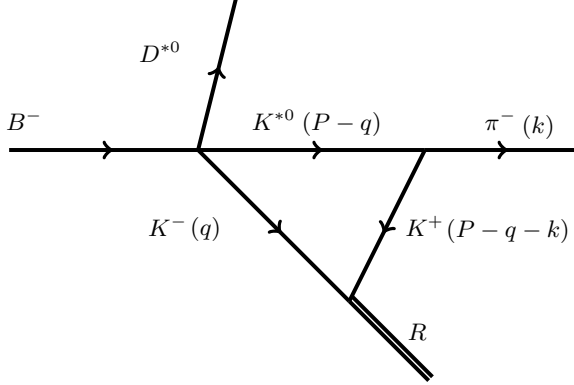


FIG. 1: Diagram for the decay of  $B^-$  into  $D^{*0}$ ,  $\pi^-$  and  $R$ , where  $R = a_0(980)$  or  $f_0(980)$ .

mass distribution of the  $\Lambda_b$  decay [12, 13], the possibility of the interpretation as a triangle singularity was pointed out in Refs. [32, 33]. However, in Ref. [17] it was noted that if the  $P_c$  quantum numbers were  $\frac{1}{2}^+$  or  $\frac{3}{2}^+$  the triangle mechanism could provide an interpretation of the narrow experimental peak, but not if the quantum numbers are  $\frac{3}{2}^-$ ,  $\frac{5}{2}^+$ , as preferred by experiment.

In the present study, we investigate the  $B^- \rightarrow D^{*0}\pi^-\pi^0\eta$  and  $B^- \rightarrow D^{*0}\pi^-\pi^+\pi^-$  decays via  $a_0$  and  $f_0$  formation. The process of  $B^- \rightarrow D^{*0}K^-K^{*0}$  followed by the  $K^{*0}$  decay into  $\pi^-K^+$  and the merging of the  $K^+K^-$  into  $a_0$  or  $f_0$  (see Fig. 1) generate a singularity, which would appear around 1418 MeV in the invariant mass of  $\pi^-a_0$  or  $\pi^-f_0$ , as calculated using Eq. (18) of Ref. [17]. In this study, these  $a_0$  and  $f_0$  states appear as the dynamically generated states of  $\pi\pi$ ,  $K\bar{K}$ ,  $\eta\eta$ , and  $K\bar{K}$ ,  $\pi^0\eta$  in the  $I = 0$  and  $I = 1$  channels, respectively, as studied in Refs. [33, 34].

The mechanism proposed here, without the indication of how the  $K^*\bar{K}$  could be formed, and without a quantitative evaluation of the process, was suggested in Ref. [22]. We provide here a realistic example of a physical process where this can occur, which also allows us to perform a quantitative calculation of the amplitudes involved.

Weak decays of heavy hadrons are turning into a good laboratory to find many triangle singularities. Apart

from the work of Ref. [35], the  $B_c \rightarrow B_s\pi\pi$  reaction has been suggested, where  $B_c^+ \rightarrow \bar{K}^{*0}B^+$ ,  $\bar{K}^{*0} \rightarrow \pi^0\bar{K}^0$  and  $\bar{K}^0B^+ \rightarrow \pi B_s^0$ . Yet, there are large uncertainties quantizing the  $\bar{K}^0B^+ \rightarrow \pi B_s^0$  amplitude.

In the present case we rely upon well known  $K\bar{K} \rightarrow \pi\pi$  ( $K\bar{K} \rightarrow \pi\eta$ ) amplitudes, and the  $B^- \rightarrow D^{*0}\bar{K}^{*0}K^-$  vertex can be obtained from experiment. Hence, we are able to quantize the decay rates of the mechanism proposed and we find that the mass distribution of these decay processes shows a peak associated with the triangle singularity, and finally find the branching fractions  $\text{Br}(B^- \rightarrow D^{*0}\pi^-a_0; a_0 \rightarrow \pi^0\eta) = 1.66 \times 10^{-6}$  and  $\text{Br}(B^- \rightarrow D^{*0}\pi^-f_0; f_0 \rightarrow \pi^+\pi^-) = 2.82 \times 10^{-6}$ .

## II. FORMALISM

We will analyse the effect of triangle singularities in the following decays:  $B^- \rightarrow D^{*0}\pi^-\eta\pi^0$  and  $B^- \rightarrow D^{*0}\pi^-\pi^+\pi^-$ . The complete Feynman diagram for these decays, with the triangle mechanism through the  $a_0$  or  $f_0$  mesons, is shown in Fig. 2.

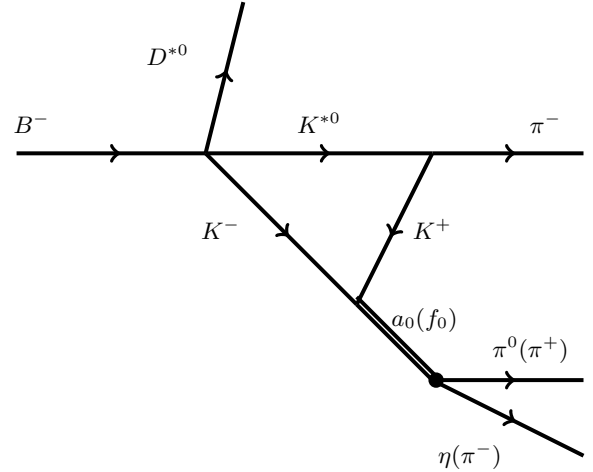


FIG. 2: Diagram for the decay of  $B^- \rightarrow D^{*0}\pi^-\eta\pi^0(\pi^+\pi^-)$ .

At first, we evaluate the  $B^- \rightarrow D^*\pi R$  ( $R = a_0, f_0$ ). This then produces the triangle diagram shown in Fig. 1. The  $T$  matrix  $t_{B \rightarrow D^*\pi R}$  will have the following form,

$$-it_{B \rightarrow D^*\pi R} = i \sum_{\text{pol. of } K^*} \int \frac{d^4q}{(2\pi)^4} \frac{i t_{B^- \rightarrow D^{*0}K^{*0}K^-}}{q^2 - m_K^2 + i\epsilon} \frac{i t_{K^*K^+\pi^-}}{(P-q)^2 - m_{K^*}^2 + i\epsilon} \frac{i t_{K^+K^-,R}}{(P-q-k)^2 - m_K^2 + i\epsilon}. \quad (\text{II.1})$$

The amplitude in Eq. (II.1) is evaluated in the center-

of-mass (CM) frame of  $\pi R$ . Now we need to calcu-



where the  $VPP$  subscript refers to the fact that we have a vertex with a vector and two pseudoscalar hadrons. The symbol  $\langle \dots \rangle$  stands for the trace over the  $SU(3)$  flavour matrices, and  $g = m_V/2f_\pi$  is the coupling of the local hidden gauge, with  $m_V = 800$  MeV and  $f_\pi = 93$  MeV. The  $SU(3)$  matrices for the pseudoscalar and vector octet mesons  $P$  and  $V^\mu$  are given by

$$V_\mu = \begin{pmatrix} \frac{1}{\sqrt{2}}\rho_\mu^0 + \frac{1}{\sqrt{2}}\omega_\mu & \rho_\mu^+ & K_\mu^{*+} \\ \rho_\mu^- & -\frac{1}{\sqrt{2}}\rho_\mu^0 + \frac{1}{\sqrt{2}}\omega_\mu & K_\mu^{*0} \\ K_\mu^{*-} & \bar{K}_\mu^{*0} & \phi_\mu \end{pmatrix}, \quad (\text{II.11})$$

$$P = \begin{pmatrix} \frac{1}{\sqrt{2}}\pi^0 + \frac{1}{\sqrt{6}}\eta & \pi^+ & K^+ \\ \pi^- & -\frac{1}{\sqrt{2}}\pi^0 + \frac{1}{\sqrt{6}}\eta & K^0 \\ K^- & \bar{K}^0 & -\sqrt{\frac{2}{3}}\eta \end{pmatrix}. \quad (\text{II.12})$$

Performing the matrix operations and the trace we get

$$\mathcal{L}_{K^*K\pi} = -igK^{*0\mu} (K^- \partial_\mu \pi^+ - \pi^+ \partial_\mu K^-). \quad (\text{II.13})$$

So, for the  $t$  matrix we get,

$$-it_{K^*K+\pi^-} = -ig\epsilon_{K^*}^\mu (p_{K^+} - p_\pi)_\mu \quad (\text{II.14})$$

$$\simeq -ig\vec{\epsilon}_{K^*} \cdot (\vec{p}_\pi - \vec{p}_{K^+}), \quad (\text{II.15})$$

with  $\vec{p}_{K^+}$  and  $\vec{p}_\pi$  calculated in the CM frame of  $\pi R$ . At the energy where the triangle singularity appears ( $M_{\text{inv}}(\pi R) = 1418$  MeV), the momentum of  $K^*$  is about 150 MeV/c, which is small enough, compared with the mass of  $K^*$ , to omit the zeroth component of the polarization vector in Eq. (II.14).

Finally we only need to calculate  $t_{K^+K^-,R}$ , before we can analyse the triangle diagram. The coupling of  $R$  with  $\pi^0\eta$  or  $\pi^+\pi^-$  proceeds in  $s$ -wave. Then, the vertex is written simply as a constant,

$$t_{K^+K^-,R} = g_{K^+K^-,R}. \quad (\text{II.16})$$

We can now analyse the effect of the triangle singularity on the  $B^- \rightarrow D^*\pi R$  decay.

Substituting Eqs. (II.2), (II.15) and (II.16) for Eq. (II.1), the decay amplitude  $t_{B^- \rightarrow D^{*0}\pi^- R}$  is written as

$$t_{B^- \rightarrow D^*\pi R} = -ig_{K^+K^-,R} gC \sum_{\text{pol. of } K^*} \int \frac{d^4q}{(2\pi)^4} \frac{\vec{\epsilon}_{D^*} \cdot \vec{\epsilon}_{K^*}}{q^2 - m_K^2 + i\epsilon} \frac{\vec{\epsilon}_{K^*} \cdot (\vec{p}_\pi - \vec{p}_{K^+})}{(P-q)^2 - m_{K^*}^2 + i\epsilon} \frac{1}{(P-q-k)^2 - m_K^2 + i\epsilon}, \quad (\text{II.17})$$

where for  $t_{B^- \rightarrow D^{*0}K^{*0}K^-}$  we have also the spatial components of the polarization vectors, and  $\vec{p}_{K^+}$ ,  $\vec{p}_{K^+}$  are taken in the CM frame of  $\pi R$ . As we have mentioned below Eq. (II.15), the momentum of the  $K^{*0}$  around the triangle peak is small compared with the mass, and we can omit the zeroth component of the polarization vector of the  $K^{*0}$ .

Now we only need to calculate the width  $\Gamma$  associated

with the diagram in Fig. 1. Right away we see that since

$$\sum_{\text{pol. of } K^*} \epsilon_{K^*}^i \epsilon_{K^*}^j = \delta_{ij}, \quad (\text{II.18})$$

Eq. (II.17) reduces to

$$t_{B^- \rightarrow D^*\pi R} = g_{K^+K^-,R} gC i \int \frac{d^4q}{(2\pi)^4} \frac{\vec{\epsilon}_{D^*} \cdot (\vec{p}_{K^+} - \vec{p}_\pi)}{q^2 - m_K^2 + i\epsilon} \frac{1}{(P-q)^2 - m_{K^*}^2 + i\epsilon} \frac{1}{(P-q-k)^2 - m_K^2 + i\epsilon}, \quad (\text{II.19})$$

where  $\vec{p}_{K^+} = \vec{P} - \vec{q} - \vec{k} = -(\vec{q} + \vec{k})$  and  $\vec{p}_\pi = \vec{k}$ .

Defining  $f(\vec{q}, \vec{k})$  as a product of the three propagators

in Eq. (II.19), we can use the formula,

$$\int d^3q q_i f(\vec{q}, \vec{k}) = k_i \int d^3q \frac{\vec{q} \cdot \vec{k}}{|\vec{k}|^2} f(\vec{q}, \vec{k}),$$

which follows from the fact that the  $\vec{k}$  is the only vector

not integrated in the integrand of Eq. (II.19). Then, Eq. (II.19) becomes

$$t_{B^- \rightarrow D^* \pi R} = -\vec{\epsilon}_{D^*} \cdot \vec{k} g_{K^- K^+, R} g_C t_T, \quad (\text{II.20})$$

with

$$t_T = i \int \frac{d^4q}{(2\pi)^4} \left( 2 + \frac{\vec{q} \cdot \vec{k}}{|\vec{k}|^2} \right) \frac{1}{q^2 - m_K^2 + i\epsilon} \frac{1}{(P - q)^2 - m_{K^*}^2 + i\epsilon} \frac{1}{(P - q - k)^2 - m_K^2 + i\epsilon}. \quad (\text{II.21})$$

Squaring and summing over the polarizations of  $D^*$ , Eq. (II.20) becomes

$$\sum_{\text{pol}} |t_{B^- \rightarrow D^* \pi R}|^2 = |\vec{k}|^2 g_{K^- K^+, R}^2 g^2 C^2 |t_T|^2, \quad (\text{II.22})$$

As given in Ref. [17], the analytical integration of  $t_T$  in Eq. (II.21) over  $q^0$  leads to

$$t_T = \int \frac{d^3q}{(2\pi)^3} \left( 2 + \frac{\vec{q} \cdot \vec{k}}{|\vec{k}|^2} \right) \frac{1}{8\omega^* \omega \omega' k^0 - \omega' - \omega^*} \frac{1}{P^0 + \omega + \omega' - k^0} \frac{1}{P^0 - \omega - \omega' - k^0 + i\epsilon} \times \frac{\{2P^0 \omega + 2k^0 \omega' - 2[\omega + \omega'][\omega + \omega' + \omega^*]\}}{P^0 - \omega^* - \omega + i\epsilon}, \quad (\text{II.23})$$

with  $\omega^*(\vec{q}) = \sqrt{m_{K^*}^2 + |\vec{q}|^2}$ ,  $\omega'(\vec{q}) = \sqrt{m_K^2 + |\vec{q} + \vec{k}|^2}$  and  $\omega(\vec{q}) = \sqrt{m_K^2 + |\vec{q}|^2}$ . To regularize the integral in Eq. (II.23) we use the same cutoff of the meson loop that will be used to calculate  $t_{K^+ K^- \rightarrow \pi^0 \eta}$  and  $t_{K^+ K^- \rightarrow \pi^+ \pi^-}$  (Eq. (II.36)),  $\theta(q_{\text{max}} - |q^*|)$ , where  $\vec{q}^*$  is the  $K^-$  momentum in the  $R$  rest frame [17].

In Ref. [17] it was found that there is a singularity associated with this type of loop functions when Eq. (18) of Ref. [17] is satisfied. From that equation we can determine that the singularity will appear around  $M_{\text{inv}}(\pi R) = 1418$  MeV.

To be completely correct in our analysis we have to use the width of  $K^{*0}$ . We implement that replacing  $\omega^* \rightarrow \omega^* - i\frac{\Gamma_{K^*}}{2}$  in Eq. (II.23), which will reduce the singularity to a peak [17].

For the three body decay of  $B^- \rightarrow D^{*0} \pi^- R$  in Fig. 1, the mass distribution is given by

$$\frac{d\Gamma}{dM_{\text{inv}}(\pi R)} = \frac{1}{(2\pi)^3} \frac{|\vec{p}_{D^*}| |\vec{p}_\pi|}{4M_B^2} \sum_{\text{pol.}} |t_{B^- \rightarrow D^* \pi R}|^2, \quad (\text{II.24})$$

with

$$|\vec{p}_{D^*}| = \frac{\lambda^{1/2}(M_B^2, m_{D^*}^2, M_{\text{inv}}^2(\pi R))}{2M_B}, \quad (\text{II.25a})$$

$$|\vec{p}_\pi| = |\vec{k}| = \frac{\lambda^{1/2}(M_{\text{inv}}^2(\pi R), m_\pi^2, M_R^2)}{2M_{\text{inv}}(\pi R)} \quad (\text{II.25b})$$

With Eq. (II.20) and a factor  $1/\Gamma_{B^-}$ , the mass distribution of  $B^-$  decaying into  $D^* \pi R$  is written as

$$\frac{1}{\Gamma_{B^-}} \frac{d\Gamma}{dM_{\text{inv}}(\pi R)} = \frac{C^2}{\Gamma_{B^-}} \frac{g^2}{(2\pi)^3} \frac{|\vec{p}_{D^*}| |\vec{k}|}{4M_B^2} |\vec{k}|^2 \cdot |t_T \times g_{K^- K^+, R}|^2, \quad (\text{II.26})$$

where  $\frac{C^2}{\Gamma_{B^-}}$  is given in Eq. (II.9).

However, the problem here is that the  $a_0$  and  $f_0$  are

not stable particles, but resonances that have a width and decay to  $\pi^0\eta$  and  $\pi^+\pi^-$ , respectively. To solve this without having to consider  $R$  a virtual particle and

having a four body decay, we can consider the resonance as a normal particle but we add a mass distribution to the decay width in Eq. (II.24),

$$\frac{d\Gamma}{dM_{\text{inv}}(\pi R)} = \frac{1}{(2\pi)^3} \int dM_{\text{inv}}^2(R) \left(-\frac{1}{\pi} \text{Im}D\right) |g_{K^-K^+,R}|^2 \frac{|\vec{p}_{D^*}||\vec{p}_\pi|}{4M_B^2} \overline{\sum} \sum |\tilde{t}_{B^-,D^*\pi R}|^2, \quad (\text{II.27})$$

with

$$D = \frac{1}{M_{\text{inv}}^2(R) - M_R^2 + iM_R\Gamma_R}, \quad (\text{II.28})$$

where  $M_{\text{inv}}(R)$  stands for  $M_{\text{inv}}(\pi^0\eta)$  and  $M_{\text{inv}}(\pi^+\pi^-)$  for  $R = a_0$  and  $f_0$ , respectively, and  $\tilde{t}_{B^-,D^*\pi R} = t_{B^- \rightarrow D^*\pi R}/g_{K^-K^+,R}$ . What Eq. (II.27) is accomplish-

ing is a convolution of Eq. (II.24) with the mass distribution of the  $R$  resonance given by its spectral function.

Notice also that in the limit of  $\Gamma_R \rightarrow 0$ ,  $i\text{Im}D = -i\pi\delta(M_{\text{inv}}^2(R) - M_R^2)$  and we recover Eq. (II.24). Evaluating explicitly the imaginary part of  $D$ , Eq. (II.27) becomes

$$\frac{d\Gamma}{dM_{\text{inv}}(\pi R)} = \frac{1}{(2\pi)^3} \int dM_{\text{inv}}^2(R) \frac{1}{\pi} |g_{K^-K^+,R}|^2 \frac{|\vec{p}_{D^*}||\vec{p}_\pi|}{4M_B^2} \overline{\sum} \sum |\tilde{t}_{B^-,D^*\pi R}|^2 \frac{M_R\Gamma_R}{(M_{\text{inv}}^2(R) - M_R^2)^2 + (M_R\Gamma_R)^2}. \quad (\text{II.29})$$

Now, for the case of  $a_0(980)$ , we only have the decay  $a_0 \rightarrow \pi^0\eta$  (we neglect the small  $K\bar{K}$  decay fraction), and thus,

$$\Gamma_{a_0} = \frac{1}{8\pi} \frac{|g_{a_0 \rightarrow \pi^0\eta}|^2}{M_{\text{inv}}^2(\pi^0\eta)} |\vec{q}_\eta|, \quad (\text{II.30})$$

with

$$|\vec{q}_\eta| = \frac{\lambda^{1/2}(M_{\text{inv}}^2(\pi^0\eta), m_\pi^2, m_\eta^2)}{2M_{\text{inv}}(\pi^0\eta)}. \quad (\text{II.31})$$

Then Eq. (II.29) becomes

$$\frac{d\Gamma}{dM_{\text{inv}}(\pi a_0)} = \frac{1}{(2\pi)^3} \int dM_{\text{inv}}^2(\pi^0\eta) \frac{|\vec{p}_{D^*}||\vec{p}_\pi|}{4M_B^2} \overline{\sum} \sum |\tilde{t}_{B^-,D^*\pi R}|^2 \frac{M_{a_0}|g_{a_0 \rightarrow \pi^0\eta}|^2 |g_{K^-K^+ \rightarrow a_0}|^2}{(M_{\text{inv}}^2(\pi^0\eta) - M_{a_0}^2)^2 + (M_{a_0}\Gamma_{a_0})^2} \frac{1}{8\pi^2} \frac{|\vec{q}_\eta|}{M_{\text{inv}}^2(\pi^0\eta)}. \quad (\text{II.32})$$

But since for the resonance we have formally,

$$\frac{|g_{a_0 \rightarrow \pi^0\eta}|^2 |g_{K^-K^+ \rightarrow a_0}|^2}{(M_{\text{inv}}^2(\pi^0\eta) - M_{a_0}^2)^2 + (M_{a_0}\Gamma_{a_0})^2} = |t_{K^+K^- \rightarrow \pi^0\eta}|^2, \quad (\text{II.33})$$

Eq. (II.32) reduces to

$$\frac{d^2\Gamma}{dM_{\text{inv}}(\pi a_0)dM_{\text{inv}}(\pi^0\eta)} = \frac{1}{(2\pi)^5} \frac{|\vec{p}_{D^*}||\vec{k}||\vec{q}_\eta|}{4M_B^2} \sum \sum |\tilde{t}_{B^-, D^*\pi R} \times t_{K^+K^- \rightarrow \pi^0\eta}|^2, \quad (\text{II.34})$$

where we approximated  $M_{\text{inv}}(\pi^0\eta)$  as  $M_R$ . For the case of  $f_0(980)$ ,  $f_0 \rightarrow \pi^+\pi^-$  is not the only possible decay and as such  $\Gamma_{f_0 \rightarrow \pi^+\pi^-}$  will not be the same as the  $\Gamma_R$  in Eq. (II.27). However, when we put  $|t_{K^+K^- \rightarrow \pi^+\pi^-}|^2$  in the end, we already select the  $\pi\pi$  part of the  $f_0$  decay. Thus, for the case of  $f_0$  we just need to substitute, in Eq. (II.34),  $t_{K^+K^- \rightarrow \pi^0\eta} \rightarrow t_{K^+K^- \rightarrow \pi^+\pi^-}$ ,  $M_{\text{inv}}(\pi a_0) \rightarrow M_{\text{inv}}(\pi f_0)$ ,  $M_{\text{inv}}(\pi^0\eta) \rightarrow M_{\text{inv}}(\pi^+\pi^-)$ , and  $|\vec{q}_\eta| \rightarrow |\vec{q}_\pi|$ , with

$$|\vec{q}_\pi| = \frac{\lambda^{1/2}(M_{\text{inv}}^2(\pi^+\pi^-), m_{\pi^+}^2, m_{\pi^-}^2)}{2M_{\text{inv}}(\pi^+\pi^-)}. \quad (\text{II.35})$$

The amplitudes  $t_{K^+K^- \rightarrow \pi^0\eta}$  and  $t_{K^+K^- \rightarrow \pi^+\pi^-}$  themselves are calculated based on the chiral unitary ap-

proach, where the  $a_0$  and  $f_0$  appear as dynamically generated states [33, 34]. The cutoff parameter  $q_{\text{max}}$  which appears for the regularization of the meson loop function in the Bethe-Salpeter equation,

$$t = [1 - VG]^{-1}V, \quad (\text{II.36})$$

is determined as  $q_{\text{max}} = 600$  MeV for the reproduction of the  $a_0$  and  $f_0$  peaks (around 980 MeV in invariant mass of  $\pi^0\eta$  or  $\pi^+\pi^-$ ) [42, 43]. In Eq. (II.36),  $t$ ,  $V$ , and  $G$  are the meson amplitude, interaction kernel, and meson loop function, respectively.

Finally, we can substitute everything we have calculated into Eq. (II.34) and obtain,

$$\frac{1}{\Gamma_{B^-}} \frac{d^2\Gamma}{dM_{\text{inv}}(\pi R)dM_{\text{inv}}(R)} = \frac{g^2}{(2\pi)^5} \frac{|\vec{p}_{D^*}||\vec{q}_\eta||\vec{k}|^3}{4M_B^2} |t_T \times t_{K^+K^- \rightarrow \pi^0\eta(\pi^+\pi^-)}|^2 \frac{C^2}{\Gamma_{B^-}}. \quad (\text{II.37})$$

### III. RESULTS

Let us begin by showing in Fig. 4 the contribution of the triangle loop (defined in Eq. (II.23)) to the total amplitude. We plot the real and imaginary parts of  $t_T$ , as well as the absolute value with  $M_{\text{inv}}(R)$  fixed at 980 MeV. As can be observed, there is a peak around 1420 MeV, as predicted by Eq. (18) of Ref. [17].

In Figs. 5 and 6 we plot Eq. (II.37) for both  $B^- \rightarrow D^{*0}\pi^-\eta\pi^0$  and  $B^- \rightarrow D^{*0}\pi^-\pi^+\pi^-$ , respectively, by fixing  $M_{\text{inv}}(\pi R) = 1418$  MeV, which is the position of the triangle singularity, and varying  $M_{\text{inv}}(R)$ . We can see a strong peak around 980 MeV and consequently we see that most of the contribution to our width  $\Gamma$  will come from  $M_{\text{inv}}(R) = M_R$ . For Fig. 5 the dispersion is bigger, we have strong contributions for  $M_{\text{inv}}(\pi^0\eta) \in [880, 1080]$ . However, for Fig. 6 most of the contribution comes from  $M_{\text{inv}}(\pi^+\pi^-) \in [940, 1020]$ . The conclusion is that when we calculate the mass distribution  $\frac{d\Gamma}{dM_{\text{inv}}(\pi a_0)}$ , we can restrict the integral in  $M_{\text{inv}}(R)$  to the limits already mentioned.

When we integrate over  $M_{\text{inv}}(R)$  we obtain  $\frac{d\Gamma}{dM_{\text{inv}}(\pi R)}$  which we show in Fig. 7. We see a clear peak of the distribution around 1420 MeV, for  $f_0$  and  $a_0$  production.

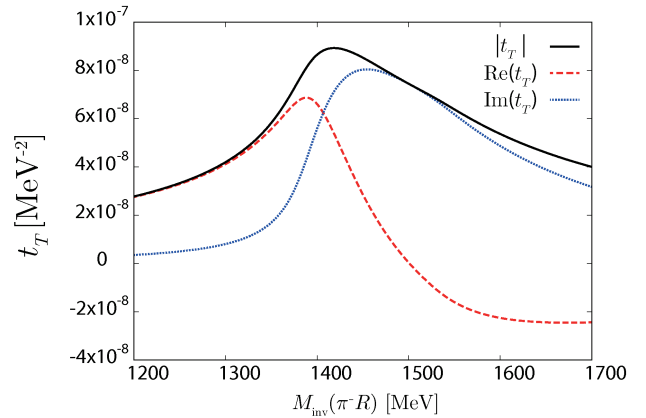


FIG. 4: Triangle amplitude  $t_T$  for the decay  $B^- \rightarrow D^{*0}\pi R$ . We take  $M_{\text{inv}}(R) = 980$  MeV.

However, we also see that the distribution stretches up to large values of  $M_{\text{inv}}(\pi R)$  where the phase space of the reaction finishes. This is due to the  $|\vec{k}|^3$  factor in Eq. (II.37) that contains a  $|\vec{k}|$  factor from phase space and a  $|\vec{k}|^2$  factor from the dynamics of the pro-



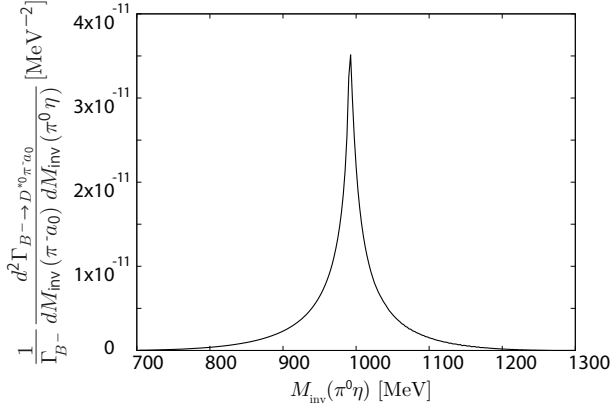


FIG. 5: The derivative of the mass distribution of  $B^- \rightarrow D^{*0} \pi^- \pi^0 \eta$  with regards to  $M_{\text{inv}}(a_0)$ .

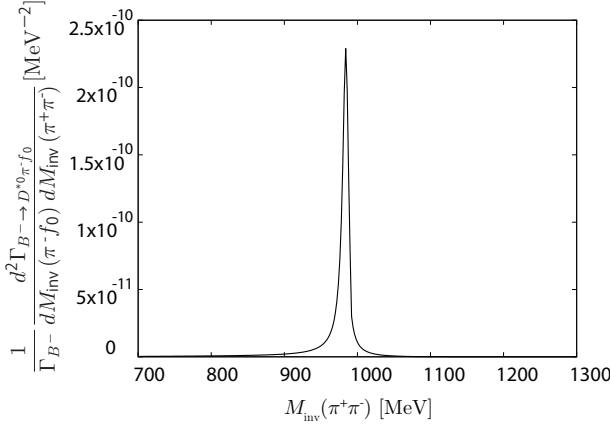


FIG. 6: The derivative of the mass distribution of  $B^- \rightarrow D^{*0} \pi^- \pi^+ \pi^-$  with regards to  $M_{\text{inv}}(f_0)$ .

cess, as we can see in Eq. (II.22). Yet, a clear peak in  $M_{\text{inv}}(\pi^- R)$  can be seen for both the  $B^- \rightarrow D^{*0} \pi^- f_0$  and  $B^- \rightarrow D^{*0} \pi^- a_0$  reactions.

Integrating now  $\frac{d\Gamma}{dM_{\text{inv}}(\pi a_0)}$  and  $\frac{d\Gamma}{dM_{\text{inv}}(\pi f_0)}$  over the  $M_{\text{inv}}(\pi a_0)$  ( $M_{\text{inv}}(\pi f_0)$ ) masses in Fig. 7, we obtain the branching fractions

$$\text{Br}(B^- \rightarrow D^{*0} \pi^- a_0; a_0 \rightarrow \pi^0 \eta) = 1.66 \times 10^{-6}, \quad (\text{III.1a})$$

$$\text{Br}(B^- \rightarrow D^{*0} \pi^- f_0; f_0 \rightarrow \pi^+ \pi^-) = 2.82 \times 10^{-6}. \quad (\text{III.1b})$$

These numbers are within measurable range.

Note that we have assumed all the strength of  $\pi^0 \eta$  from 880 MeV to 1080 MeV to be part of the  $a_0$  production, but in an experimental analysis one might associate part of this strength to a background. We note this in order to make proper comparison with these results when the experiment is performed.

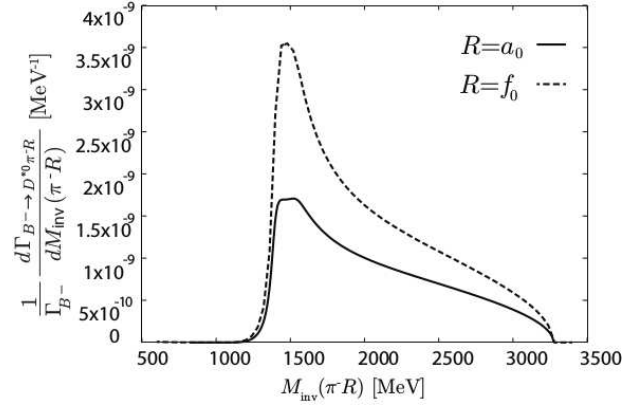


FIG. 7: The mass distribution of  $B^- \rightarrow D^{*0} \pi^- \pi^0 \eta$  (full line) and  $B^- \rightarrow D^{*0} \pi^- \pi^+ \pi^-$  (dashed line).

The shape of  $t_T$  in Fig. 4 requires some extra comment. We see that  $\text{Im}(t_T)$  peaks around 1420 MeV, where the triangle singularity is expected. However  $\text{Re}(t_T)$  also has a peak around 1390 MeV. This picture is not standard. Indeed, in Ref. [44], where a triangle singularity is disclosed for the process  $N(1835) \rightarrow \pi N(1535)$ ,  $t_T$  has the real part peaking at the place of the triangle singularity and  $\text{Im}(t_T)$  has no peak. In Ref. [45], a triangle singularity develops in the  $\gamma p \rightarrow p \pi^0 \eta \rightarrow \pi^0 N(1535)$  process and there  $\text{Im}(t_T)$  has a peak at the expected energy of the triangle singularity while the  $\text{Re}(t_T)$  has no peak. Similarly, in the study of  $N(1700) \rightarrow \pi \Delta$  in Ref. [46] a triangle singularity develops and here  $\text{Im}(t_T)$  has a peak but  $\text{Re}(t_T)$  has not. However, the double peak in the real and imaginary parts of  $t_T$  is also present in the study of the  $B^- \rightarrow K^- \pi D_{s0}^+$  reaction in Ref. [28]. This latter work has a loop with  $D^0 K^{*0} K^+$ , and by taking  $\Gamma_{K^*} \rightarrow 0$ ,  $\epsilon \rightarrow 0$  the peak of  $\text{Im}(t_T)$  was identified with the triangle singularity while the peak in the  $\text{Re}(t_T)$  was shown to come from the threshold of  $D^0 K^{*0}$ . In the present case the situation is similar: The peak of  $\text{Im}(t_T)$  at about 1420 MeV comes from the triangle singularity while the one just below 1400 MeV comes from the threshold of  $K^{*0} K^-$  in the diagram of Fig. 1, which appears at 1386 MeV. Yet, by looking at  $|t_T|$  in Fig. 4 and the region of the peak of  $\frac{d\Gamma}{dM_{\text{inv}}}$  in Fig. 7, we can see that this latter peak comes mostly from the triangle singularity.

#### IV. SUMMARY

We have performed the calculations for the reactions  $B^- \rightarrow D^{*0} \pi^- a_0(980); a_0 \rightarrow \pi^0 \eta$  and  $B^- \rightarrow D^{*0} \pi^- f_0(980); f_0 \rightarrow \pi^+ \pi^-$ . The starting point is the reaction  $B^- \rightarrow D^{*0} K^{*0} K^-$ , which is a Cabibbo favored process and for which the rates are tabulated in



the PDG [11] and are relatively large. Then we allow the  $K^{*0}$  to decay into  $\pi^- K^+$  and the  $K^+ K^-$  fuse to give the  $f_0(980)$  or the  $a_0(980)$ . Both of them are allowed, since the  $K^{*0} K^-$  state does not have a particular isospin. The triangle diagram corresponding to this mechanism develops a triangle singularity at about 1420 MeV in the invariant masses of  $\pi^- f_0$  or  $\pi^- a_0$ , and makes the process studied relatively large, having a prominent peak in those invariant mass distributions around 1420 MeV.

We evaluate  $\frac{d^2\Gamma}{dM_{\text{inv}}(\pi^- a_0) dM_{\text{inv}}(\pi^0 \eta)}$ , and  $\frac{d^2\Gamma}{dM_{\text{inv}}(\pi^- f_0) dM_{\text{inv}}(\pi^+ \pi^-)}$  and see clear peaks in the  $M_{\text{inv}}(\pi^0 \eta)$ ,  $M_{\text{inv}}(\pi^+ \pi^-)$  distributions, showing clearly the  $a_0(980)$  and  $f_0(980)$  shapes. Integrating over  $M_{\text{inv}}(\pi^0 \eta)$  and  $M_{\text{inv}}(\pi^+ \pi^-)$  we obtain  $\frac{d\Gamma}{dM_{\text{inv}}(\pi a_0)}$  and  $\frac{d\Gamma}{dM_{\text{inv}}(\pi f_0)}$  respectively, and these distributions show a clear peak for  $M_{\text{inv}}(\pi a_0)$ ,  $M_{\text{inv}}(\pi f_0)$  around 1420 MeV. This peak is a consequence of the triangle singularity, and in this sense the work done here should be a warning not to claim a new resonance when this peak is seen in a future experiment. On the other hand, the results

make predictions for an interesting effect of a triangle singularity in an experiment that is feasible in present experimental facilities. The rates obtained are also within measurable range. Finding new cases of triangle singularities is of importance also, because their study will give incentives to update present analysis tools to take into account such possibility when peaks are observed experimentally, avoiding the natural tendency to associate those peaks to resonances.

### Acknowledgements

R.P. Pavao wishes to thank the Generalitat Valenciana in the program Santiago Grisolia. This work is partly supported by the Spanish Ministerio de Economía y Competitividad and European FEDER funds under the contract number FIS2014-57026-REDT, FIS2014-51948-C2-1-P, and FIS2014-51948-C2-2-P, and the Generalitat Valenciana in the program Prometeo II-2014/068.

- 
- [1] S. Godfrey and N. Isgur, Phys. Rev. D **32**, 189 (1985).
  - [2] S. Capstick and N. Isgur, Phys. Rev. D **34**, 2809 (1986).
  - [3] R. H. Dalitz, T. C. Wong and G. Rajasekaran, Phys. Rev. **153** (1967) 1617.
  - [4] T. Hyodo and D. Jido, Prog. Part. Nucl. Phys. **67** (2012) 55.
  - [5] Y. Kamiya, K. Miyahara, S. Ohnishi, Y. Ikeda, T. Hyodo, E. Oset and W. Weise, Nucl. Phys. A **954** (2016) 41.
  - [6] J. D. Weinstein and N. Isgur, Phys. Rev. Lett. **48** (1982) 659.
  - [7] J. D. Weinstein and N. Isgur, Phys. Rev. D **27** (1983) 588.
  - [8] J. D. Weinstein and N. Isgur, Phys. Rev. D **41** (1990) 2236.
  - [9] R. L. Jaffe, Phys. Rev. D **15** (1977) 267.
  - [10] R. L. Jaffe, Phys. Rev. D **15** (1977) 281.
  - [11] C. Patrignani *et al.* [Particle Data Group], Chin. Phys. C **40** (2016) no.10, 100001.
  - [12] R. Aaij *et al.* [LHCb Collaboration], Phys. Rev. Lett. **115** (2015) 072001.
  - [13] R. Aaij *et al.* [LHCb Collaboration], Chin. Phys. C **40** (2016) no.1, 011001 [arXiv:1509.00292 [hep-ex]].
  - [14] F. K. Guo, C. Hanhart, U. G. Meissner, Q. Wang, Q. Zhao and B. S. Zou, arXiv:1705.00141 [hep-ph].
  - [15] L. D. Landau, Nucl. Phys. **13**, 181 (1959).
  - [16] S. Coleman and R. E. Norton, Nuovo Cim. **38**, 438 (1965).
  - [17] M. Bayar, F. Aceti, F. K. Guo and E. Oset, Phys. Rev. D **94**, no. 7, 074039 (2016).
  - [18] J. J. Wu, X. H. Liu, Q. Zhao and B. S. Zou, Phys. Rev. Lett. **108**, 081803 (2012).
  - [19] F. Aceti, W. H. Liang, E. Oset, J. J. Wu and B. S. Zou, Phys. Rev. D **86**, 114007 (2012).
  - [20] X. G. Wu, J. J. Wu, Q. Zhao and B. S. Zou, Phys. Rev. D **87** (2013) no.1, 014023 [arXiv:1211.2148 [hep-ph]].
  - [21] M. Ablikim *et al.* [BESIII Collaboration], Phys. Rev. Lett. **108**, 182001 (2012).
  - [22] X. H. Liu, M. Oka and Q. Zhao, Phys. Lett. B **753** (2016) 297 [arXiv:1507.01674 [hep-ph]].
  - [23] Q. Wang, C. Hanhart and Q. Zhao, Phys. Rev. Lett. **111** (2013) no.13, 132003 [arXiv:1303.6355 [hep-ph]].
  - [24] X. H. Liu and G. Li, Phys. Rev. D **88** (2013) 014013 [arXiv:1306.1384 [hep-ph]].
  - [25] C. Adolph *et al.* [COMPASS Collaboration], Phys. Rev. Lett. **115**, no. 8, 082001 (2015) [arXiv:1501.05732 [hep-ex]].
  - [26] M. Mikhasenko, B. Ketzer and A. Sarantsev, Phys. Rev. D **91**, no. 9, 094015 (2015) [arXiv:1501.07023 [hep-ph]].
  - [27] F. Aceti, L. R. Dai and E. Oset, Phys. Rev. D **94**, no. 9, 096015 (2016) [arXiv:1606.06893 [hep-ph]].
  - [28] S. Sakai, E. Oset and A. Ramos, arXiv:1705.03694 [hep-ph].
  - [29] D. Gamermann, E. Oset, D. Strottman and M. J. Vicente Vacas, Phys. Rev. D **76** (2007) 074016 [hep-ph/0612179].
  - [30] D. Gamermann and E. Oset, Eur. Phys. J. A **33** (2007) 119 [arXiv:0704.2314 [hep-ph]].
  - [31] A. Martinez Torres, E. Oset, S. Prelovsek and A. Ramos, JHEP **1505** (2015) 153 [arXiv:1412.1706 [hep-lat]].
  - [32] F. K. Guo, U. G. Meissner, W. Wang and Z. Yang, Phys. Rev. D **92** (2015) no.7, 071502 [arXiv:1507.04950 [hep-ph]].

- [33] J. A. Oller and E. Oset, Nucl. Phys. A **620** (1997) 438  
Erratum: [Nucl. Phys. A **652** (1999) 407].
- [34] J. A. Oller, E. Oset and J. R. Pelaez, Phys. Rev. D **59** (1999) 074001 Erratum: [Phys. Rev. D **60** (1999) 099906] Erratum: [Phys. Rev. D **75** (2007) 099903].
- [35] X. H. Liu and U. G. Meissner, arXiv:1703.09043 [hep-ph].
- [36] L. L. Chau, Phys. Rept. **95** (1983) 1.
- [37] A. Drutskoy *et al.* [Belle Collaboration], Phys. Lett. B **542** (2002) 171 [hep-ex/0207041].
- [38] M. Bando, T. Kugo and K. Yamawaki, Phys. Rept. **164** (1988) 217.
- [39] U. G. Meissner, Phys. Rept. **161** (1988) 213.
- [40] H. Nagahiro, L. Roca, A. Hosaka and E. Oset, Phys. Rev. D **79** (2009) 014015 [arXiv:0809.0943 [hep-ph]].
- [41] M. Bando, T. Kugo, S. Uehara, K. Yamawaki and T. Yanagida, Phys. Rev. Lett. **54** (1985) 1215.
- [42] W. H. Liang and E. Oset, Phys. Lett. B **737** (2014) 70 [arXiv:1406.7228 [hep-ph]].
- [43] J. J. Xie, L. R. Dai and E. Oset, Phys. Lett. B **742** (2015) 363 [arXiv:1409.0401 [hep-ph]].
- [44] D. Samart, W. H. Liang and E. Oset, arXiv:1703.09872 [hep-ph].
- [45] V. R. Debastiani, S. Sakai and E. Oset, arXiv:1703.01254 [hep-ph].
- [46] L. Roca and E. Oset, Phys. Rev. C **95**, no. 6, 065211 (2017) [arXiv:1702.07220 [hep-ph]].