

Optimality of Unconstrained Pulse Inputs to the Bergman Minimal Model

Christopher Townsend and Maria M. Seron

Priority Research Centre for Complex Dynamic Systems and Control,
School of Electrical Engineering and Computing, University of Newcastle, Australia

Emails: chris.townsend@newcastle.edu.au, maria.seron@newcastle.edu.au

Abstract—We characterise optimality of bolus insulin inputs, to the Bergman minimal model, by the predicted behaviour of the plasma glucose concentration for a given disturbance. The result is derived subject to the constraints that the plasma glucose concentration must attain but not go below a specified minimum value and the bolus input is rectangular. We give numerical examples of the results for the Hovorka model.

I. INTRODUCTION

Type one diabetes is a chronic disease affecting over thirty-eight million people [1]. Diabetics, typically, require the subcutaneous administration of insulin to minimise plasma glucose concentrations whilst avoiding hypoglycaemia. Current treatment is invasive and often provides poor control. Hence, much recent effort has been devoted to developing an artificial pancreas [2] to automate treatment and better control plasma glucose concentrations.

Understanding and modelling the dynamics of glucose regulation assists the development of such systems and further treatment improvements. A number of models of glucose regulation have been proposed ([3], [4], [5]). Each is typically comprised of sub-systems describing different physiological processes such as insulin kinetics and glucose absorption.

Recently, research has focused on comprehensive models of glucose dynamics which are generally preferred to test treatment policies and control algorithms, for example [6]. Typically, these models are high order dynamic system with many parameters to ensure robustness to inter-individual variability. However, simpler models are useful to establish general theoretical properties that would otherwise be difficult to investigate analytically. Indeed, most models of glucose dynamics share certain analytic properties – such as positivity of the plasma glucose. Thus analytic results obtained for simpler models can give insights into the behaviour of more comprehensive models.

We focus here on the *Bergman (Khandarian) Minimal Model* ([7], [8], [9]) which is a simplified model of glucose metabolism frequently used for virtual patient simulations and as the basis of more comprehensive models such as the Fabietti model ([10]) and the extensions of [11] and [12]. The model (1) is a non-linear continuous-time model comprising a set of first order linear ordinary differential equations which govern the subcutaneous, plasma and interstitial concentrations and effectiveness of insulin and a non-linear ordinary differential equation which governs the

plasma glucose concentration $g(t)$:

$$\begin{aligned}\dot{z} &= -dz + dku \\ \dot{y} &= -cy + cz \\ \dot{x} &= -ax + aby \\ \dot{g} &= -hg + w\end{aligned}\tag{1}$$

where all variables and constants are positive and $u(t)$ is the input function. The functions h and w in (1) are:

$$\begin{aligned}h &= x + G \\ w &= r + E\end{aligned}\tag{2}$$

where the function r is a given bounded function. Specifically, the terms in (1) and (2) represent:

- $u(t), z(t), y(t)$ and $x(t)$ – the delivery, subcutaneous concentration, plasma concentration and insulin effectiveness, respectively.
- c and d – inverse time constants.
- a, b and k – the insulin motility [12], insulin sensitivity and the clearance rate.
- $g(t)$ – the plasma glucose concentration.
- E and G – the endogenous glucose production and the effect of glucose on the uptake of plasma glucose and suppression of endogenous glucose production.
- $r(t)$ – the glucose absorption from meals.

Physiological values for the above are derived from [9] and given in Table 1 of [8].

We contribute to the theoretical understanding of this model by characterising the magnitude, delivery time and duration of insulin bolus inputs that are optimal in the sense that they give the lowest maximum glucose concentration whilst avoiding hypoglycaemia, see Definitions 5, 6 and 8. Specifically, we impose a fixed constraint on the minimum glucose concentration and focus on lowering the maximum glucose concentration. We show that this fixed constraint induces a fundamental limitation on the controllability of the maximum glucose concentration when the control input is a pulse. We constrain the minimum glucose concentration because the risks associated with hypoglycaemia are, generally, far greater than those associated with hyperglycaemia. To ensure robustness against uncertainties this constraint could be set above the hypoglycaemic threshold.

The effect of a fixed constraint on the control of plasma glucose concentrations has been investigated in [8]. The authors consider a discretised non-linear model, derived

from the Bergman model, which they use to derive a non-linear insulin bolus dosing algorithm. However, the bolus is constrained to be an impulse applied contemporaneously with an impulsive food input. This is a specific example of the cases considered here. For instance, in [8], the duration $\tau = 0$ is fixed and w is assumed to be the response of a second order system to a single impulse.

In [13] a pulse input $u(t)$ of fixed duration was shown to be optimal, i.e. it minimised the global maximum glucose concentration, if and only if either the fixed minimum glucose concentration occurred between two global maxima of $g(t)$ or the global maximum occurred between two fixed minima of $g(t)$. Here, we present the counterpart of these results by giving conditions on inputs of varying durations but fixed delivery time to minimise the global maximum glucose concentration. Furthermore, our main contribution is to generalise the results to pulse inputs of any duration and delivery time. This fully characterises optimality of arbitrary pulse inputs in the sense of minimising the maximum glucose concentration subject to a fixed constraint on the minimum glucose concentration.

The observations of this work are that: firstly, distinct optimal inputs – in the sense of [13], see Definitions 5 and 6 – must intersect at least twice if one has a lower global maximum glucose concentration and, secondly, that pulse inputs of varying duration can intersect at most twice and will only do so if one input is *nested* inside the other. Our results confirm the intuition that responses with a maximum between two minima result from longer pulses than responses with a minimum between two maxima. Finally, decreasing the duration for the first type of response or increasing the duration the second type of response will lower the global maximum. As g is a continuous function of the duration the lengthening and shortening of the duration converges.

The presented results reveal a fundamental limit on the controllability of the plasma glucose concentration achievable from a bolus input to the Bergman minimal model and allow the optimality, of the input, to be determined from the shape of the glucose response. They also specify the effect of changes to the parameters of a bolus input on the maximum plasma glucose concentration. This may, for example, act as metric for the optimality of control algorithms designed for artificial pancreas systems and assist in the determination of bolus guidelines. Regardless of our focus on the Bergman model, other models may be analysed *mutatis mutandis*, see Section V.

Notation:

We adopt the following notation throughout: \bar{u} and \hat{u} are the basal input and the magnitude of the bolus input; λ and γ are the global minimum glucose concentration and the global maximum glucose concentration; t' , $t_{i,\max}$, $t_{i,\min}$ and τ are the delivery time, the i^{th} time when the glucose concentration is at its global maximum, the i^{th} time when the glucose concentration is at its minimum and the duration of the interval over which the bolus is delivered; $u(t, \tau) = u(t, A)$ is the input $u(t)$ applied over the interval $A := [t', t' + \tau]$;

$g(h(u), w) = g(t, \tau)$ is the response of g to the functions h and w , where $h(u)$ is the response of h to the input $u(t, \tau)$; t_i and $t_{g,i}$ are intersection points of the responses $h(u)$ and $h(v)$ for distinct inputs $u \neq v$ and the i^{th} intersection point of the resulting $g(h(u), w)$ and $g(h(v), w)$ and, lastly, $\gamma(u)$ is the global maximum of $g(h(u), w)$.

II. ASSUMPTIONS AND PRELIMINARIES

Regardless of the nominal definitions given above, we do not require r to be a positive bounded function corresponding to the glucose absorption from meals nor E to be the endogenous glucose production. Instead, we require that w is a positive function bounded below by any positive real $\bar{E} \geq G$. This allows, for example, r to be negative if $\bar{E} < E$. By abuse of notation we denote \bar{E} by E .

Throughout we impose the following initial conditions: $z(0) = y(0) = ku(0)$, $x(0) = bku(0)$ and $g(0) > 0$. We assume the function w is positive and bounded. We also assume the input u is positive and bounded and of the form:

$$u(t, A) = \bar{u} + \hat{u}\chi_A(t) \quad (3)$$

where the constant \bar{u} is the *basal* input, \hat{u} is the magnitude of the *bolus* input applied at some time t' , known as the *delivery time* and χ_A is the characteristic function of A . The bolus input is held constant over $A = [t', t' + \tau]$, where $\tau \in \mathbb{R}_+$. When $\tau = 0$ we define $u(t) := \hat{u}\delta_{t'}(t)$, where $\delta(t)$ is the Kronecker delta. The boundedness and positivity of $u(t)$ imply that h , given by (1) and (2), is a continuous, positive and bounded function. We desire that there exist $\lambda > 0$ such that $g(t) \geq \lambda$ for all t . This is achieved if λ is a global minimum of $g(t)$. We denote by $t_{\min} \in \mathbb{R}_+$ a point such that $g(t_{\min}) = \lambda$.

Finally, unless otherwise stated we assume that $t_{\max} := \arg \max_t g(t) < \infty$. The maximal time t_{\max} exists if w is assumed to vanish to its lower bound at infinity. Theorem 2 summarises a number of useful results from [13].

Definition 1 (Steady-State): The *steady-state* of g is $g(\infty) := \lim_{t \rightarrow \infty} g(t)$, when $\lim_{t \rightarrow \infty} u(t) = \bar{u}$ and $\lim_{t \rightarrow \infty} w(t) = E$ i.e. it is the limit of the response of $g(t)$ when the only input is the constant input \bar{u} .

Theorem 2 (Portmanteau): Suppose h and w are bounded positive real-valued functionals, g is as in (1), $u(t)$ is as in (3) and choose $\lambda \leq g(0)$ and $\tau \geq 0$. Then:

- 1) Under the assumed initial conditions, $x(\bar{u}) = bk\bar{u}$ for all t . Furthermore, $\lim_{t \rightarrow \infty} x(t) = bk\bar{u}$.
- 2) $g(t)$ is a strictly monotone function of $u(t, \tau)$.
- 3) Setting:

$$\bar{u} = \frac{1}{kb} \left(\frac{E}{g(0)} - G \right) \quad (4)$$

gives $g(\infty) = g(0)$.

Definition 3 (Proper Input): For some $\lambda \leq g(0)$, an input function, $u(t, \tau)$, is *proper*, if there exists t_{\min} such that $g(h(u(t_{\min})), w) = \lambda$ and $g(t) \geq \lambda$ for all t .

Theorem 4 (*Theorem 7 [13]*) proves the existence of a bolus input delivered at any t' and τ which achieves a specified

minimum $\lambda > 0$ and thus proves the existence of proper inputs of the form (3).

Theorem 4 (Insulin Bolus, (Theorem 7 [13])): Suppose $u(t)$ is of the form (3). Fix τ and t' – the input time i.e. $A := [t', t' + \tau]$, choose $\lambda \in (0, g(t'))$ and suppose \bar{u} is as in (4). Then there exists \hat{u} such that $u(t)$ is proper.

III. OPTIMAL DURATION

Two necessary and sufficient conditions were given in [13] for the response $g(t)$ to an input of the form (3) with a fixed duration τ to be optimal.¹ These conditions are summarised in Definitions 5 and 6.

Definition 5 (λ -optimal): An optimal input u is λ -optimal if the global maximum of $g(u)$ occurs between two minima.

Definition 6 (γ -optimal): An optimal input u is γ -optimal if all minima of $g(u)$ occur between two global maxima.

For a fixed w , if the input u is λ -optimal, respectively if u is γ -optimal we say the response $g(u)$ is λ -optimal, respectively γ -optimal. We extend the results of [13] to inputs of the form (3) which may have any duration τ . In Definition 8 we define global optimality of an input. In this section, firstly, we consider global optimality over the class of λ -optimal inputs and secondly global optimality over the class of γ -optimal inputs. Finally, we characterise global optimality over all proper inputs of the form (3). The following defines some useful notation.

Definition 7: Let $\gamma(u, w) := \max_t \{g(u(t), w(t))\}$. This is denoted $\gamma(u)$ for fixed w .

Definition 8 (Globally Optimal): An input u is globally optimal if $\gamma(u) < \gamma(v)$ for all $v \neq u$.

Lemma 10 specifies the maximum number of intersection points of responses to distinct inputs of the form (3).

Definition 9 (Nested Inputs): Two inputs u and v are nested if $A \subset B$, where A and B are the intervals over which the boluses \hat{u} and \hat{v} are applied.

Throughout we adopt the convention that for two inputs u and v times related to u are denoted by t and times related to v are denoted by s .

Lemma 10: Suppose u and v are distinct inputs with delivery times t' and s' respectively. Then, for each solution $\phi \in \{x(t), y(t), z(t), h(t), g(t)\}$ to (1)–(2), there are at most two $t_i > \min\{t', s'\}$ such that $\phi(u, t_i) = \phi(v, t_i)$ and these t_i are distinct for all ϕ only if u and v are nested.

Proof: Observe, for $t > \min\{t', s'\}$ that $z(u, t) = z(v, t)$ only if $u - v$ changes sign. As $u - \bar{u}$ and $v - \bar{u}$ are rectangular $u - v$ can change sign at most twice. Implying that $z(u, t) = z(v, t)$ at most twice and thus $z(u, t) - z(v, t)$ may change sign at most twice. We proceed similarly for all solutions, ϕ . ■

A. λ -Optimal Inputs

Lemma 11: Suppose $g(t, \tau)$ and $g(t, \sigma)$ are the respective responses to the distinct λ -optimal inputs $u(t)$ and $v(t)$ with

¹As in [13] we say an input is *optimal* if it results in the lowest maximum of $g(t)$ for all inputs of the same duration.

durations τ and σ , respectively. Then $\gamma(u) > \gamma(v)$ if and only if $[s', s' + \sigma] \subset [t', t' + \tau]$, where t' and s' are the respective delivery times of the inputs $u(t)$ and $v(t)$.

Proof: As u and v are pulse inputs there are at most two points t_i at which the response $h(u)$ and $h(v)$ intersect, and similarly at most two $t_{g,i}$. We denote these $t_{i,1}$ and $t_{i,2}$, similarly $t_{g,1}$ and $t_{g,2}$.

Suppose $\gamma(u) > \gamma(v)$. Then $g(v) < g(u)$ for all t in some interval $I \ni t_{1,\max}$. Additionally, $g(v) \geq g(u)$ at both $t_{1,\min}$ and $t_{2,\min}$. Thus $g(v) > g(u)$ for all $t \in (\min\{s', t'\}, t_{g,1})$, where $t_{g,1} \geq t_{1,\min}$. Otherwise there would exist more than two intersection points or v would be non-proper. Therefore, $t' < s'$. Lastly, observe that should $s' + \sigma > t' + \tau$ then by Lemma 10 there is at most one $t_i > t'$ such that $h(u) = h(v)$ which implies that either u or v is not λ -optimal.

Suppose instead that $[s', s' + \sigma] \subset [t', t' + \tau]$. As both u and v are λ -optimal, then by the above, $[s_{1,\min}, s_{2,\min}] \subseteq [t_{1,\min}, t_{2,\min}]$ or the converse. By assumption on the inputs we have that $g(u) < g(v)$ for all $t \in (t', t_{g,1})$. If $s_{1,\min} < t_{1,\min}$. Then we have that $t_{g,1} < t_{g,2} \leq t_{1,\min}$. Thus $g(v)$ would not be λ -optimal. As $g(v, t_{1,\max}) > g(u)$ and $g(v) > \lambda$ for all $t > t_{g,2}$ which must occur before $t_{1,\min}$. Thus $[s_{1,\min}, s_{2,\min}] \subseteq [t_{1,\min}, t_{2,\min}]$. Finally, as $g(v)$ and $g(u)$ intersect at most twice we have that $\gamma(u) > \gamma(v)$. ■

Corollary 12: Suppose $g(v)$ is λ -optimal for all $\tau > 0$. Then u is globally optimal if and only if A is a singleton.

B. γ -Optimal Inputs

Lemma 13: Suppose u and v are distinct inputs for which there exists unique t_i such that $h(u) = h(v)$ and $h(u) > h(v)$ for all $t \neq t_i$ and $t > \min\{s', t'\}$. Then there are two distinct p_i such that $y(u, p_i) = y(v, p_i)$, where $y(u, t)$ is the response of $y(t)$, from (1) to the input u .

Proof: Note that t_i must be a minimum of the non-negative function $f(t) := x(u) - x(v)$. Thus there exists $\varepsilon > 0$ such that $x'(u) < x'(v)$ for $t \in (t_i - \varepsilon, t_i)$ and $x'(v) < x'(u)$ for $t \in (t_i, t_i + \varepsilon)$. By assumption $x(v) \leq x(u)$ for all t thus, from (1), $f'(t)$ can only change sign about t_i if $y(v) - y(u)$ changes sign about t_i . Hence, there is some $t_y < t_i$ such that $y(u) < y(v)$ and similarly there is some $s_y > t_i$ such that $y(v) < y(u)$. By continuity of $y(t)$ we see that there is a $p_2 \in (t_y, s_y)$ such that $y(u) = y(v)$. Additionally, $f'(t) > 0$ in some non-empty interval $[\min\{t', s'\}, \min\{t', s'\} + \delta)$ as $h(u) > h(v)$, for almost all $t > \min\{t', s'\}$. We have that $y(v) < y(u)$ on this interval. This implies that there must exist $p_1 < t_y$ such that $y(v) = y(u)$, again by continuity. ■

Corollary 14: Suppose there are at most countably many t_i such that $h(u) = h(v)$ and that $h(u) > h(v)$ for all $t \neq t_i$ and $t > \min\{t', s'\}$. Then for each t_i there are two p_i such that $y(u, p_i) = y(v, p_i)$.

Lemma 15: Suppose $g(t, \tau)$ and $g(t, \sigma)$ are the respective responses to the γ -optimal inputs $u(t)$ with duration τ and $v(t)$ with duration σ . Then $\gamma(u) > \gamma(v)$ if and only if $[s', s' + \sigma] \supset [t', t' + \tau]$, where t' and s' are the delivery times of the inputs $u(t)$ and $v(t)$, respectively.

Proof: Assume that $\gamma(u) > \gamma(v)$ and suppose $s' > t'$. This implies that $t_{g,1} < t_{1,\max}$ as $g(u) < g(v)$ for all

$t \in (t', t_{g,1})$. Hence $t_{g,2} \leq t_{\min}$. This would imply either that $g(v) \geq g(u) = \gamma(u)$ at $t_{2,\max}$ or by Lemma 13 that there are two additional p_i such that $y(v, p_i) = y(u, p_i)$. This contradicts Lemma 10. Hence $s' \leq t'$. Now suppose either $s' = t'$ or $s' + \sigma = t' + \tau$. This implies that there is at most one intersection point, and that $\hat{v} < \hat{u}$, which implies that either $g(u)$ or $g(v)$ is non-optimal.

Suppose that $[s', s' + \sigma] \supset [t', t' + \tau]$. This implies that $g(u) > g(v)$ for all $t \in (t', t_{g,1})$. If $t_{g,1} \leq t_{1,\max}$. Then $t_{g,2} < s_{\min}$. Should $s_{\min} < t_{\min}$ then $g(v)$ would be non-optimal. Thus $s_{\min} \geq t_{\min}$ after which $g(v) \leq g(u)$ which implies $g(v)$ is not γ -optimal as $g(v, s_{1,\max}) \neq \max\{g(v, t) : t \geq s_{\min}\}$. Therefore $t_{g,1} > t_{1,\max}$. This together with the assumption that $g(v)$ is γ -optimal implies that $\gamma(v) < \gamma(u)$. ■

C. Amalgamation

Lemma 16: Suppose u is λ -optimal and v is γ -optimal. Then v is nested in u .

Proof: For the sake of contradiction suppose u is nested in v . We know that t' must occur before $t_{1,\min}$ which, by the assumption that u is nested in v implies that s' occurs before $t_{1,\min}$. Hence, there exists $t_{g,i}$ at or before each minimum of both $g(u)$ and $g(v)$. As there are at least three minima and at most two possible $t_{g,i}$ we see that u cannot be nested in v . Instead, suppose, u and v are not nested. From Lemma 10 this implies that there is at most one intersection point of $g(u)$ and $g(v)$ contradicting optimality of u or v . ■

Lemma 17: Suppose $g(u)$ is λ -optimal and $g(v)$ is γ -optimal such that $\gamma(u) = \gamma(v)$. Then there exists an input m with duration $\tau_\lambda > \sigma > \tau_\gamma$ such that $\gamma(m) < \gamma$.

Proof: Choose σ as in the statement of the Theorem. We know the input m is either γ -optimal or λ -optimal. In either case as it satisfies the conditions of Lemmas 11 and 15 we have that $\gamma(m) < \gamma$. ■

Theorem 18: Suppose there exists $\tau > 0$ such that $g(v)$ is γ -optimal and t such that $g(t) > g(0)$. Then an input u of the form (3) is globally optimal if and only if the response has at least two global maxima interlaced between two minima.

Proof: Let τ be the duration as in the statement of the Theorem. By Lemma 15 so long as $\sigma > \tau$ produces a γ -optimal input v then $\gamma(v) < \gamma(u)$. As w vanishes at infinity, there exists a duration α such that the input u is λ -optimal.

Denote by $g(\alpha)$ the response of $g(t)$ to the input $u(t, \alpha)$ and by $g(\sigma)$ the response of $g(t)$ to the input $v(t, \sigma)$. We now construct a globally optimal g and show that its shape is as in the statement of the Theorem. Recursively define the sequences $\bar{\alpha} := (\alpha_i)_{i=0}^\infty$ and $\bar{\sigma} := (\sigma_i)_{i=0}^\infty$ by $\alpha_0 := \alpha$ and $\sigma_0 := \sigma$ and α_i the least element of the following finite ordered partition of the interval $[\sigma_{i-1}, \alpha_{i-1}]$:

$$L_i := \left\{ \sigma_{i-1}, \frac{(n-1)\sigma_{i-1} + \alpha_{i-1}}{n}, \dots, \frac{k_i\sigma_{i-1} + (n-k_i)\alpha_{i-1}}{n}, \dots, \alpha_{i-1} \right\}$$

where $n \in \mathbb{N}$ is arbitrary and $k_i \leq n$, such that the response:

$$g\left(\frac{k_i\sigma_{i-1} + (n-k_i)\alpha_{i-1}}{n}\right)$$

is λ -optimal. Similarly, σ_i is defined to be the greatest element of L_i such that:

$$g\left(\frac{k_j\sigma_{i-1} + (n-k_j)\alpha_{i-1}}{n}\right)$$

is γ -optimal. The sequence $\bar{\sigma}$ is a monotone increasing sequence bounded above by α_i for all $\alpha_i \in \bar{\alpha}$ and therefore has a limit τ_- . Similarly, $\bar{\alpha}$ is a monotone decreasing sequence bounded below by σ_i for all $\sigma_i \in \bar{\sigma}$ and thus has a limit τ_+ . It remains to show that $\tau_- = \tau_+$. Suppose, for all i , that $\sigma_i < \alpha_i$. We see that if:

$$\sigma_{i+1} = \frac{k_i\sigma_i + (n-k_i)\alpha_i}{n}$$

Then α_{i+1} must be the next element of L_i , as if were not the next element of L_i would be γ -optimal contradicting our choice of σ_{i+1} , that is:

$$\alpha_{i+1} = \frac{(k_i - 1)\sigma_i + (n - k_i + 1)\alpha_i}{n}$$

Thus:

$$\alpha_{i+1} - \sigma_{i+1} = \frac{1}{n}(\alpha_i - \sigma_i) = \dots = \frac{1}{n^{i+1}}(\alpha_0 - \sigma_0)$$

i.e. $\lim_{i \rightarrow \infty} (\alpha_{i+1} - \sigma_{i+1}) = 0$ i.e. $\tau_- = \tau_+$. Set $\tau := \tau_+$.

Thus for all $\varepsilon \in (0, \tau)$ the optimal input with duration $\tau + \varepsilon$ must be λ -optimal and the optimal input with duration $\tau - \varepsilon$ must be γ -optimal. By continuity of g there must be at least two equal maxima and two minima.

As the limits, τ_- and τ_+ , are equal and g is a continuous function of the duration we may consider the sequence $(g(\alpha_i))_{i=0}^\infty$ to determine the shape of $g(\tau)$. Since the durations α_i decrease we have, as in the proof of Lemma 11 that $[t_{1,\min,i+1}, t_{2,\min,i+1}] \subseteq [t_{1,\min,i}, t_{2,\min,i}]$ for each i . Thus:

$$g(u_{i+1})|_B \geq g(u_i)|_B \quad (5)$$

where $B := [t_{1,\min,i}, t_{2,\min,i}]^c$ – the complement in \mathbb{R}_+ . Indeed: $\gamma(u_{i+1})|_B \geq \gamma(u_i)|_B$. Therefore the response $g(u_{i+1})$ has no additional minima outside the interval $[t_{1,\min,i}, t_{2,\min,i}]$. By (5), the function $G(i) := \gamma(u_i) - \gamma(u_i)|_B$ is monotone decreasing, as the global maximum, $\gamma(u_i)$, is decreasing by Lemma 11, and bounded below by 0. Suppose $\lim G(i) > 0$. This is true only if $\tilde{u} := \lim u_i$ is λ -optimal. If $g(\tilde{u})$ is λ -optimal then there exists strictly positive $\varepsilon < \gamma(\tilde{u}) - \max\{g(\tilde{u}) : g(\tilde{u}) \neq \gamma(\tilde{u}) \wedge \dot{g}(\tilde{u}) = 0\}$. For all such ε there is $\delta > 0$ such that $u(\tau - \delta)$ is λ -optimal as $g(\tau)$ is continuous. By Lemma 10 $\gamma(u(\tau - \delta)) < \gamma(\tilde{u})$. This implies that \tilde{u} is not the limit of the sequence of λ -optimal inputs u_i with durations α_i . Lastly, $\lim G(i) = 0$ implies that $\gamma(\hat{u}) = \gamma(\tilde{u})|_B$ i.e. the maxima outside the interval $[t_{1,\min}, t_{2,\min}]$ are equal to the maxima inside the interval.

Suppose $g(u)$ is as in the Theorem but there exists proper $v \neq u$ such that $\gamma(v) < \gamma(u)$. Thus, for $j \in \{1, 2\}$, we

require that $g(v) < g(u)$ at $t_{j,\max}$ and $g(v) \geq g(u)$ at $t_{j,\min}$. Therefore there must be more than two t_i such that $h(u) = h(v)$, unless both $t_{g,i}$ occur at $t_{j,\min}$. In this case, by 14, there must be at least four distinct points at which $y(u) = y(v)$ contradicting Lemma 10. ■

It is not possible to lower the global maximum of g if $g(t) \leq g(0)$ for all t . However, in this case the shape of the response, g , specified in Theorem 18 does minimise the maximum of h . This is shown by Proposition 19.

Proposition 19: Suppose $g(v) \leq g(0)$ for all t and proper inputs v . Additionally, suppose, there exists u for which there are two minima and there is a $t \in (t_{1,\min}, t_{2,\min})$ such that the response $g(u(t)) = g(0)$. Then $\max\{h(u)\} < \max\{h(v)\}$ for all proper $v \neq u$.

Proof: The proof follows if all such v are nested in u as h is a monotonic function of \hat{u} . As $g(u)$ and $g(v)$ may intersect at most twice we have that $t_{g,1} \in [t_{1,\min}, t_{1,\max}]$ and $t_{g,2} \in [t_{1,\max}, t_{2,\min}]$ and that $g(v) < g(u)$ for all $t \in (t_{g,1}, t_{g,2})$. Thus $g(v) > g(u)$ for all $t > t'$ such that $t \notin [t_{g,1}, t_{g,2}]$. This occurs only if v is nested in u . ■

D. Optimal Duration for a Fixed Delivery Time

We conclude this Section by characterising the optimality of an input with varying duration and fixed delivery time. Theorem 20 is the analogous result for durations to the results for delivery times derived in [13]. Part 1 of Theorem 20 is a generalisation of the main result, (Theorem 16), of [14], when restricted to the class of rectangular inputs. This generalisation stems from only assuming that w is bounded and vanishes at infinity and as we do not require that the global maximum, of g , occurs before its global minimum² for all inputs u , of the form (3). The results of [14] hold for more general inputs of the form $u(t) = \bar{u} + \hat{u}(t', t)$ where $\hat{u}(t', t)$ is a positive bounded function such that $\hat{u}(t', t) = 0$ for all $t < t'$ and \bar{u} is as in (3).

Theorem 20: Consider the following two cases for $g(t)$:

- A. no global maximum occurs after a global minimum.
- B. no global maximum occurs before a global minimum.

Fix t' . Let $u(t', \tau)$ and $v(t', \sigma)$ be two distinct inputs delivered at t' . Suppose either: u and v satisfy A, u and v satisfy B. or u satisfies A and v satisfies B. Then, for each respective case:

- 1) $\gamma(u) < \gamma(v)$ if and only if $\tau < \sigma$.
- 2) $\gamma(u) < \gamma(v)$ if and only if $\tau > \sigma$.
- 3) there exists $\alpha \in (\sigma, \tau)$ such that $\gamma(m(t', \alpha)) < \min\{\gamma(v), \gamma(u)\}$. Furthermore, for all $\alpha \notin (\sigma, \tau)$ the maximum $\gamma(m(t', \alpha)) \geq \min\{\gamma(v), \gamma(u)\}$.

Proof: Throughout this proof we say $g(t, \tau) < g(t, \sigma)$ initially if there exists $\varepsilon > 0$ such that $g(t, \tau) < g(t, \sigma)$ for all $t \in (t', t' + \varepsilon)$.

Part 1: Suppose $\tau < \sigma$. Then, by Theorem 2 Part 2 and as u and v are proper, $\hat{u} > \hat{v}$. Thus, initially $g(t, \tau) < g(t, \sigma)$. By Lemma 10 there is at most one t_g at which $g(t_g, \tau) = g(t_g, \sigma)$. As u and v are proper this t_g must exist and $t_g \leq$

$s_{1,\min}$. Otherwise $g(s_{1,\min}, \tau) < \lambda$. Note that Lemma 10 implies that $g(u) - g(v)$ must change sign at t_g even if $t_g = s_{1,\min}$. If $t_g \in (\max\{s_{\max}\}, s_{1,\min}]$, where $\max\{s_{\max}\}$ is the greatest time at which $g(v)$ is maximised. Then $\gamma(u) < \gamma(v)$ and $\{t : g(t, \tau) = \lambda\} \subset (\max\{s_{\max}\}, s_{1,\min}]$ i.e. all minima of $g(u)$ occur between the last maximum of $g(v)$ and the first minimum of $g(v)$.

Instead, suppose $t_g \leq \max\{s_{\max}\}$. This implies that $\gamma(u)$ occurs after t_g . Thus, as $g(t, \tau) > \lambda$ for all $t \leq \max\{t_{\max}\}$ and $g(u) > g(v)$ for all $t > t_g$, u is not proper.

Suppose $\gamma(u) < \gamma(v)$. If initially $g(t, \tau) < g(t, \sigma)$ then $\tau < \sigma$. Suppose, initially $g(t, \tau) > g(t, \sigma)$. As $g(v) > g(u)$ for all $t > t_g$ we have that $\max\{s_{\min}\} \leq t_g$. Otherwise u would not be proper. By assumption $\max\{s_{\max}\} < \min\{s_{\min}\}$. Therefore $\max\{s_{\max}\} < t_g$. Then as there is at most one intersection point, of $g(u)$ and $g(v)$, we see that $t_g > \max\{t_{\max}\}$. Contradicting our assumption that $\gamma(u) < \gamma(v)$.

Part 2: Suppose $\tau > \sigma$. This implies that initially $g(t, \tau) > g(t, \sigma)$. Hence, similarly to Part 1 above, we see that $t_g \geq \max\{s_{\min}\}$. Thus all minima of $g(v)$ must occur before t_g and all minima of $g(u)$ must occur after t_g . Thus $t_g \in [\max\{s_{\min}\}, \min\{t_{\min}\}]$. In particular, this implies that $t_g < \min\{t_{\max}\}$. As $g(v) > g(u)$ for all $t > t_g$ we have, by the assumed shape of $g(u)$, that $g(t_{\max}, \sigma) > \gamma(u)$ i.e. $\gamma(v) > \gamma(u)$.

Suppose $\gamma(u) < \gamma(v)$. If $t_g > \min\{t_{\min}\}$. Then $g(v) > g(u) \geq \lambda$ for all $t < t_g$. Otherwise there would exist s such that $g(v) < \lambda$. Additionally, $g(v) < g(u) \leq \gamma(u)$ for all $t > t_g$. Thus all $s_{\max} < t_g$ and as no minimum of $g(v)$ exists after $\min\{s_{\max}\}$, we see that v is not proper. Hence, $t_g \leq \min\{t_{\min}\}$. If $g(v) > g(u)$ initially. Then $\max\{g(v, s)\} < \max\{g(v, t)\} < \gamma(u)$ for $s \in [t', t_g]$ and $t > t_g$. This is because no global maximum may occur before the last minimum of $g(v)$. Hence $g(v) < g(u)$ initially. This implies that $\sigma < \tau$.

Part 3: We note that the problem is well-posed as if $\sigma > \tau$ for u satisfying A and v satisfying B. Then initially $g(v) > g(u)$. Thus $t_g \leq \min\{s_{\min}\}$, after which $g(u) > g(v) \geq \lambda$. This implies either u is not proper or $t_g = \min\{s_{\min}\}$. In which case there exists $s < t_g$ such that $g(v) > \gamma(u)$. As v satisfies B there must exist $s > t_g$ such that $g(v) > \gamma(u) > g(u)$. Contradicting the uniqueness of t_g .

Suppose $\alpha < \sigma$. Then $m(t', \alpha)$ satisfies B as $g(m) < g(v)$ initially. Thus, by the above, $\gamma(m) > \gamma(v)$. Similarly for τ .

As g is a continuous function of the duration there exists $\alpha < \tau$ such that $m(t', \alpha)$ satisfies A and by the above $\gamma(m) < \gamma(u)$ and $\alpha > \sigma$. Similarly for v . ■

Corollary 21 characterises when it is better to optimise the delivery time instead of the duration of an input.

Corollary 21: Fix t' . There exists delivery time $s' \neq t'$ such that $\gamma(s', \tau) < \gamma(t', \tau)$ for all τ if and only if $u(t', \tau)$ satisfies either A or B of Theorem 2 for all τ .

We conclude this section with Corollary 22 which extends Lemmas 11 and 15 to the case of a fixed input time.

²This assumption holds if case A from Theorem 20 holds for $\tau = 0$. As, if case A holds for $\tau = 0$. Then it holds for all $\tau \geq 0$.

Corollary 22: Fix t' . Suppose $u(t', \tau)$ is proper and either λ or γ -optimal. Then $\gamma(v(t', \sigma)) > \gamma(u(t', \tau))$ for any $\sigma \neq \tau$ where $v(t', \sigma)$ is proper. Furthermore, such v is neither λ nor γ -optimal.

Proof: This follows by similar argument to the proofs of Lemmas 11 and 15. ■

IV. ALGORITHM FOR OPTIMAL DURATION

As the duration, τ , is bounded below by 0 the following algorithm may be used to locate the optimal duration:

Algorithm:

- 1) Set $\tau = 0$ i.e. $\chi_A = \delta$. If the response g is λ -optimal then τ is globally optimal. Otherwise:
- 2) Choose $\tau > 0$:
 - a) if g is λ -optimal then proceed to step 3
 - b) otherwise increase τ until g is λ -optimal
- 3) Recursively bifurcate the interval $[\sigma, \alpha]$, where σ is the largest known τ such that g is γ -optimal and α is the least known τ such that g is λ -optimal.

Remark 23: If the condition that g is λ -optimal is replaced by condition B from Theorem 20 and the condition that g is γ -optimal is replaced by condition A from Theorem 20, this algorithm may be adapted to find the optimal duration for a fixed delivery time t' .

Numerical Example:

In the example presented in Figures 1–3, the algorithm to locate the optimal duration was applied to a system where the parameters of (1) and (2) were chosen to be: $d = 0.025$, $k = 1806^{-1}$, $c = 0.025$, $a = 0.0101$, $b = 8.16 \times 10^{-4}$, $G = 0.0023$, $E = 1.0$, and $r(t) = 263^{-1}f_1(t)$, where $f_1(t)$ is the solution to the system of linear differential equations:

$$\begin{pmatrix} \dot{f}_1(t) \\ \dot{f}_2(t) \end{pmatrix} = \begin{pmatrix} 1 \\ 60 \end{pmatrix} \begin{pmatrix} -1 & 1 \\ 0 & -1 \end{pmatrix} \begin{pmatrix} f_1(t) \\ f_2(t) \end{pmatrix} + \begin{pmatrix} 0 \\ \rho(t) \end{pmatrix}$$

where: $\rho(t) := 5\chi_{[300,800]}(t) + 100\chi_{[450,460]}(t)$. We take the initial conditions to be as in Section II and set $g(\infty) = g(0) = 5.0\text{mmolL}^{-1}$ (90mgdl^{-1}). The minimum glucose concentration λ is chosen to be 4.0mmolL^{-1} (72mgdl^{-1}).

For computational reasons the smallest duration tested was $\sigma = 2$. The longest duration considered was $\alpha = 1000$. In Figures 1 and 3 the blue, green, dashed black, red and cyan lines correspond to the durations $\tau = 100, 250, 370, 550$ and 600 respectively.

As the duration approaches $\tau = 370$, which corresponds to the dashed black profile of Figure 1, the maximum glucose concentration decreases. This is shown in Figure 2. Indeed $\gamma(u)$ is monotonic as $\tau \rightarrow^- 370$ and monotonically decreasing as $\tau \rightarrow^+ 370$. The small deviations are an artifact of the numerical precision. With no optimisation: $\gamma(u(100)) = 7.2\text{mmolL}^{-1}$ (129mgdl^{-1}) and $\gamma(u(700)) = 8.3\text{mmolL}^{-1}$ (149mgdl^{-1}). Whilst $\gamma(u(370)) = 5.54\text{mmolL}^{-1}$ (100mgdl^{-1}).

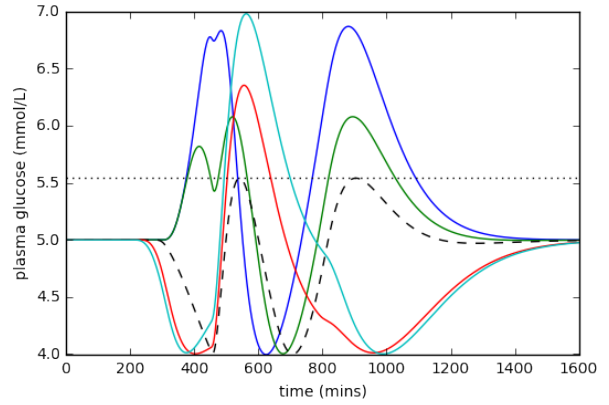


Fig. 1. Selected plasma glucose concentration $g(t)$ profiles for various input durations. The dashed black profile meets the global optimality conditions.

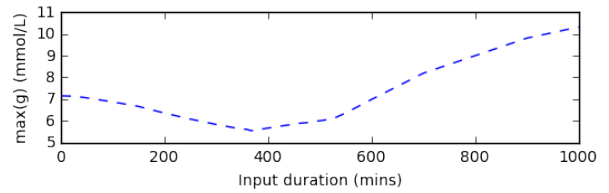


Fig. 2. Maximum plasma glucose concentration, $\gamma(u)$, as a function of the input duration τ .

Lastly, Figure 3 shows $\hat{u}\chi_A$ for the A yielding glucose profiles shown in Figure 1. Each interval over which the input $u(t, \tau) \neq \bar{u}$ is nested in the next larger interval.

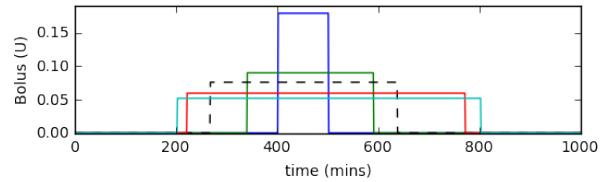


Fig. 3. The functions $u(t, \tau) - \bar{u}$ for selected input durations

Remark 24: Figure 2 indicates that the rate of decrease in $\gamma(u)$ drops about the optimal duration i.e. $\frac{d}{d\tau}\gamma(u, \tau) \rightarrow 0$. Therefore, it seems that there is little benefit in over-optimising the duration.

V. APPLICATION TO OTHER MODELS

For models of the form:

$$g = f(g, u, h, w, t) \quad (6)$$

where g is the plasma glucose concentration, u is the insulin input and w and h are some bounded positive functions, the results of [13] and those presented here require that:

- 1) g is a continuous function of u, w and t that decreases monotonically with respect to u
- 2) h is continuous function of u and t and is monotone in u .
- 3) w and h decay to their respective lower bounds.
- 4) $g \geq g(\infty) \geq \lambda$ if $u(t) = 0$, for all t , where $g(\infty)$ is the desired steady-state glucose concentration.

The Hovorka model ([15]) is another dynamic model of glucose metabolism which explicitly includes a number of physiological factors, for example a renal excretion term. We give numerical examples of our results for the Hovorka model which suggest it may satisfy our assumptions. The Hovorka model is:

$$\begin{aligned}
\dot{z} &= -dz + u \\
\dot{y} &= -dy + dz \\
\dot{x} &= -kx + cdz \\
\dot{x}_1 &= -a_1x_1 + a_1b_1x \\
\dot{x}_2 &= -a_2x_2 + a_2b_2x \\
\dot{x}_3 &= -a_3x_3 + a_3b_3x \\
\dot{q}_1 &= -h_1q_1 + lq_2 + w \\
\dot{q}_2 &= -h_2q_2 + x_1q_1
\end{aligned} \tag{7}$$

where:

$$\begin{aligned}
w &= E + r \\
h_1 &= V^{-1} \left(f_c + f_r + \frac{x_3 E}{g} \right) + x_1 \\
h_2 &= l + x_2
\end{aligned} \tag{8}$$

and:

$$\begin{aligned}
f_r &:= \begin{cases} VR \left(1 - \frac{\bar{g}_r}{g} \right), & g \geq \bar{g}_r \\ 0, & \text{otherwise} \end{cases} \\
f_c &:= \begin{cases} fg^{-1}, & g \geq \bar{g}_c \\ f\bar{g}_c^{-1}, & \text{otherwise} \end{cases}
\end{aligned} \tag{9}$$

where $a_i, b_i, c, d, E, f, \bar{g}_c, \bar{g}_r, k, l, V$ and R are positive constants, physiological values for which may be found in [15] and r is a positive bounded function. The plasma glucose g is a scalar multiple of q_1 :

$$g = V^{-1}q_1 \tag{10}$$

As for the Bergman model, we assume u is a positive bounded function of the form (3) such that $\lim_{t \rightarrow \infty} u(t) = \bar{u}$. We also assume that $\lim_{t \rightarrow \infty} r(t) = 0$. The steady-state value has a positive upper bound, $g > 0$, for $\bar{u} = 0$. As g is a continuous function of u , we may choose λ and the steady-state value, $g(\infty) = g(0)$, to be any value less than this upper bound.

A. Numerical Examples

In the example presented in Figures 4–6 the algorithm to locate the optimal duration was applied to the Hovorka model with parameters as in [15] and a body weight, on which the values in [15] depend, of 70kg. The function $r(t) := (\frac{1}{55}) f_1(t)$ where $f_1(t)$ is the solution to the differential equations:

$$\begin{pmatrix} \dot{f}_1(t) \\ \dot{f}_2(t) \end{pmatrix} = \begin{pmatrix} 1 \\ 55 \end{pmatrix} \begin{pmatrix} -1 & 1 \\ 0 & -1 \end{pmatrix} \begin{pmatrix} f_1(t) \\ f_2(t) \end{pmatrix} + \begin{pmatrix} 0 \\ 0.8\rho(t) \end{pmatrix}$$

where: $\rho(t) := 0.2\chi_{[300,800]}(t) + 5\chi_{[450,460]}(t)$. The initial conditions were set such that the system was in steady-state at $t = 0$ for a steady-state value $g(\infty) = g(0) =$

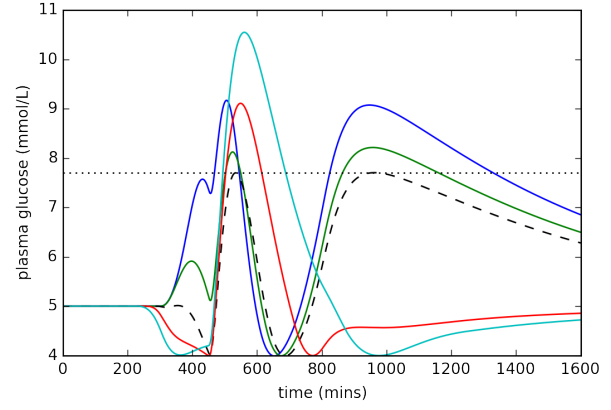


Fig. 4. Selected plasma glucose concentration $g(t)$ profiles for various input durations. The dashed black profile meets the global optimality conditions, for the Hovorka model.

5.0mmolL^{-1} (90mgdl^{-1}). The minimum glucose concentration λ was chosen to be 4.0mmolL^{-1} (72mgdl^{-1}).

The duration tested ranged from $\sigma = 2$ to $\alpha = 1000$. In Figures 4 and 6 the blue, green, dashed black, red and cyan lines correspond to the durations $\tau = 150, 250, 305, 450$ and 550 respectively.

As the duration approaches $\tau = 305$, which corresponds to the dashed black profile of Figure 4, the maximum glucose concentration decreases monotonically from above and below. With no optimisation: $\gamma(u(2)) = 9.8\text{mmolL}^{-1}$ (176mgdl^{-1}) and $\gamma(u(1000)) = 17.5\text{mmolL}^{-1}$ (315mgdl^{-1}). Whilst, the optimal duration $\gamma(u(305)) = 7.7\text{mmolL}^{-1}$ (139mgdl^{-1}).

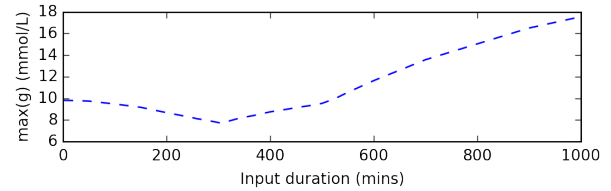


Fig. 5. Maximum plasma glucose concentration, $\gamma(u)$, as a function of the input duration τ , for the Hovorka model.

Figure 6 shows $\hat{u}\chi_A$ for the A yielding the glucose profiles shown in Figure 4. Each interval over which the input $u(t, \tau) \neq \bar{u}$ is nested in the next larger interval.

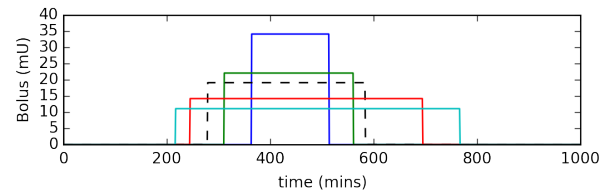


Fig. 6. The functions $u(t, \tau) - \bar{u}$ for selected input durations for the Hovorka model

In the example presented in Figures 7–8, we demonstrate that the results of [13] apply to the Hovorka model. All values and functions were taken to be as in the previous example with a fixed duration $\tau = 200$. Figure 7 shows

three responses of the Hovorka model to a proper pulse delivered at 300, 339 and 337, these correspond to the blue, green and red responses, respectively. The green response has two equal maxima bounding the minimum and for which $\gamma = 8.7 \text{ mmolL}^{-1}$ (157 mgdl^{-1}). The dashed black line is the optimal glucose concentration achieved for this system in the previous example i.e. when both the input time and duration were optimised.

In Figure 8 the maximum plasma glucose and magnitude of the proper input bolus \hat{u} is shown as a function of the input time t' . The lowest maximum occurs at $t' = 339$, corresponding to the green response in Figure 7.

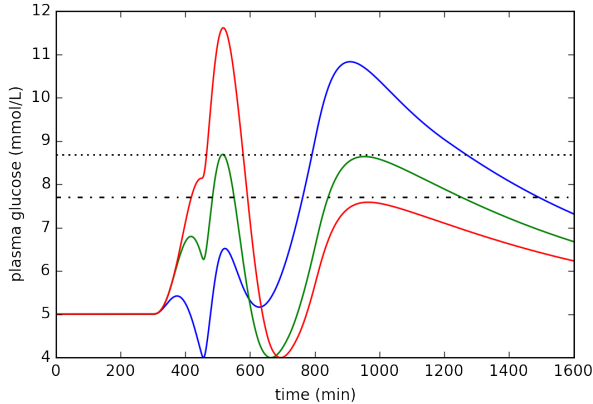


Fig. 7. Glucose responses of the Hovorka model to pulse inputs with fixed duration $\tau = 200$ and varying input times.

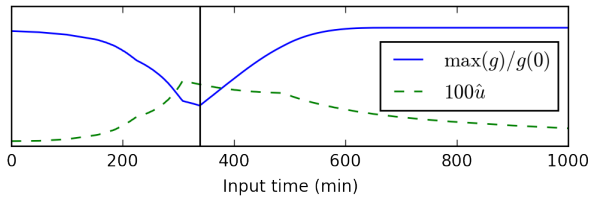


Fig. 8. Normalised maximum plasma glucose and magnitude of the proper input bolus with a fixed duration $\tau = 200$ as a function of the input time, for the Hovorka model.

VI. CONCLUSIONS AND FURTHER WORK

We have given necessary and sufficient characterisations of the optimality of pulse inputs to the Bergman minimal and Hovorka models in terms of the shape of the predicted plasma glucose concentration. This paper, in conjunction with [13], determines the magnitude of the maximum glucose concentration in response to changes in the parameters of a pulse input. These results demonstrate the possibility of rejecting disturbances by tuning the duration and delivery time of a bolus input of some shape.

Current research aims to generalise the presented results to any bounded input function $u(t)$. We are also interested in characterising the behaviour of $\frac{d}{d\tau}\gamma(u(\tau))$ – the rate of change of the maximum of the response g as a function of the duration τ . This may provide conditions which guarantee the existence of $g(t) > g(0)$, for all durations, or a γ -optimal input, which are required for Theorem 18.

Given the general nature of the proofs of the current results we believe it is likely that similar results hold for other models of glucose metabolism.

REFERENCES

- [1] W.-P. You and M. Henneberg, "Type 1 diabetes prevalence increasing globally and regionally: the role of natural selection and life expectancy at birth," *BMJ open diabetes research & care*, vol. 4, no. 1, p. e000161, 2016.
- [2] R. A. Harvey, Y. Wang, B. Grosman, M. W. Percival, W. Bevier, D. A. Finan, H. Zisser, D. E. Seborg, L. Jovanovic, F. J. Doyle, *et al.*, "Quest for the artificial pancreas: combining technology with treatment," *Engineering in Medicine and Biology Magazine, IEEE*, vol. 29, no. 2, pp. 53–62, 2010.
- [3] A. Makroglou, J. Li, and Y. Kuang, "Mathematical models and software tools for the glucose-insulin regulatory system and diabetes: an overview," *Applied numerical mathematics*, vol. 56, no. 3, pp. 559–573, 2006.
- [4] M. E. Wilinska and R. Hovorka, "Simulation models for in silico testing of closed-loop glucose controllers in type 1 diabetes," *Drug Discovery Today: Disease Models*, vol. 5, no. 4, pp. 289–298, 2009.
- [5] P. Colmegna and R. S. Peña, "Analysis of three t1dm simulation models for evaluating robust closed-loop controllers," *Computer methods and programs in biomedicine*, vol. 113, no. 1, pp. 371–382, 2014.
- [6] C. Dalla Man, F. Micheletto, D. Lv, M. Breton, B. Kovatchev, and C. Cobelli, "The UVA/PADOVA type 1 diabetes simulator: new features," *Journal of diabetes science and technology*, vol. 8, no. 1, pp. 26–34, 2014.
- [7] R. N. Bergman, "Minimal model: perspective from 2005," *Hormone Research in Paediatrics*, vol. 64, no. Suppl. 3, pp. 8–15, 2005.
- [8] G. C. Goodwin, D. S. Carrasco, A. M. Mediolli, B. R. King, and C. Stephen, "Nonlinear insulin to carbohydrate rule for treatment of type 1 diabetes," *IFAC-PapersOnLine*, vol. 48, no. 11, pp. 198–203, 2015.
- [9] S. S. Kanderian, S. Weinzimer, G. Voskanyan, and G. M. Steil, "Identification of intraday metabolic profiles during closed-loop glucose control in individuals with type 1 diabetes," *Journal of diabetes science and technology*, vol. 3, no. 5, pp. 1047–1057, 2009.
- [10] P. G. Fabbietti, V. Canonico, M. O. Federici, M. M. Benedetti, and E. Sarti, "Control oriented model of insulin and glucose dynamics in type 1 diabetes," *Medical and Biological Engineering and Computing*, vol. 44, no. 1-2, pp. 69–78, 2006.
- [11] A. Roy and R. S. Parker, "Dynamic modeling of free fatty acid, glucose, and insulin: An extended "minimal model"," *Diabetes technology & therapeutics*, vol. 8, no. 6, pp. 617–626, 2006.
- [12] —, "Dynamic modeling of exercise effects on plasma glucose and insulin levels," *Journal of diabetes science and technology*, vol. 1, no. 3, pp. 338–347, 2007.
- [13] C. Townsend, M. M. Seron, and G. C. Goodwin, "Characterisation of optimal responses to pulse inputs in the Bergman minimal model," *IFAC-PapersOnLine, IFAC World Congress*, 2017, to appear.
- [14] G. C. Goodwin, D. S. Carrasco, M. M. Seron, and A. M. Mediolli, "A fundamental control limitation for an embedded Bergman minimal model used in type 1 diabetes treatment," Submitted for Publication.
- [15] R. Hovorka, V. Canonico, L. J. Chassin, U. Haueter, M. Massi-Benedetti, M. O. Federici, T. R. Pieber, H. C. Schaller, L. Schaupp, T. Vering, *et al.*, "Nonlinear model predictive control of glucose concentration in subjects with type 1 diabetes," *Physiological measurement*, vol. 25, no. 4, p. 905, 2004.