

# LARGE-TYPE ARTIN GROUPS ARE SYSTOLIC

JINGYIN HUANG AND DAMIAN OSAJDA

**ABSTRACT.** We prove that Artin groups from a class containing all large-type Artin groups are systolic. This provides a concise yet precise description of their geometry. Immediate consequences are new results concerning large-type Artin groups: biautomaticity; existence of  $EZ$ -boundaries; the Novikov conjecture; descriptions of finitely presented subgroups, of virtually solvable subgroups, and of centralizers of elements; the Burghlea conjecture; existence of low-dimensional models for classifying spaces for some families of subgroups.

## CONTENTS

1. Introduction	1
1.1. Background and the Main Theorem	1
1.2. Comments on the proof	3
1.3. Immediate consequences of the Main Theorem	5
2. Systolic complexes and systolic groups	7
3. The complexes for 2-generated groups	8
3.1. Precells in the presentation complex	8
3.2. Subdividing and systolizing the presentation complex	11
3.3. Relations to Bestvina's complexes	15
4. Links of vertices in $X$	16
4.1. Prisms	16
4.2. Link of a real vertex	18
4.3. Link of an interior vertex	24
5. The complexes for Artin groups of almost large type	29
References	33

## 1. INTRODUCTION

**1.1. Background and the Main Theorem.** Let  $\Gamma$  be a finite simple graph with its vertex set denoted by  $V$ . Let each edge of  $\Gamma$  be labeled by a positive integer at least two. The *Artin group with defining graph  $\Gamma$* , denoted  $A_\Gamma$ , is the group whose generating set is  $V$ , and whose relators are

---

*Date:* March 7, 2024.

*2010 Mathematics Subject Classification.* 20F65, 20F36, 20F67.

*Key words and phrases.* large-type Artin group, systolic group.

of the form  $\underbrace{aba \cdots}_m = \underbrace{bab \cdots}_m$  for each  $a$  and  $b$  spanning an edge labeled by  $m$ .

It is an open question whether all Artin groups are non-positively curved in the sense that they act geometrically (i.e. properly and cocompactly by isometries) on non-positively curved spaces. One of the earlier motivations for this question comes from the seminal work of Charney and Davis [CD95b], where they put a  $CAT(0)$  metric on the modified Deligne complex for Artin groups of type FC as well as for 2-dimensional Artin groups, and deduce the  $K(\pi, 1)$  conjecture for these Artin groups. Though the action of an Artin group on its modified Deligne complex is not proper, this naturally leads to the question of whether one can directly construct  $CAT(0)$  spaces on which Artin groups act geometrically. This question is of independent interest to the  $K(\pi, 1)$  conjecture, since one can deduce many finer group theoretic and geometric consequences given the existence of such action. Here is a summary of Artin groups which are known to act geometrically on  $CAT(0)$  spaces:

- (1) right-angled Artin groups [CD95a];
- (2) certain classes of 2-dimensional Artin groups [BC02, BM00];
- (3) Artin groups of finite type with three generators [Bra00];
- (4) 3-dimensional Artin groups of type FC [Bel05];
- (5) spherical Artin groups of type  $A_4$  and  $B_4$  [BM10];
- (6) the 6-strand braid group [HKS16].

In this paper we focus on Artin groups of *large type*, i.e. those whose defining graphs have edge labels of value at least three. Large-type Artin groups were first introduced and studied by Appel and Schupp [AS83]. It is still unknown whether all Artin groups of large type are  $CAT(0)$ , though some partial results were obtained in [BM00]. Moreover, most Artin groups of large type can not act geometrically on  $CAT(0)$  cube complexes, even up to passing to finite index subgroups [HJP16, Hae15].

Instead of metric non-positive curvature, we turn our attention towards a combinatorial counterpart. Examples of combinatorially non-positively curved spaces and groups are: small cancellation groups,  $CAT(0)$  cubical groups, and systolic groups. There are many advantages to the combinatorial approach. For example, biautomaticity has been proved in various combinatorial settings, while it is still an open problem (with a plausible negative answer) for  $CAT(0)$  groups (see the discussion in Subsection 1.3 below).

A suitable setting for our approach are Artin groups in the following class. An Artin group is of *almost large type* if in the defining graph  $\Gamma$  there is no triangle with an edge labeled by two and no square with three edges labeled by two. Clearly, large-type Artin groups are of almost large type. Right-angled Artin groups with their defining graphs being triangle free and

square free are examples of almost large-type Artin groups that are not of large type. Our main result is the following (see Theorem 5.8 in Section 5).

**Main Theorem.** *Every Artin group of almost large type is systolic.*

*Systolic groups* are groups acting geometrically on *systolic complexes*. The latter are simply connected simplicial complexes satisfying some local combinatorial conditions implying many non-positive-curvature-like features (see Subsection 1.3, and Section 2 below for some details). Systolic complexes were first introduced by Chepoi [Che00] under the name *bridged complexes*. However, *bridged graphs*, one-skeleta of systolic complexes, were studied earlier in the context of metric graph theory. They were introduced by Soltan-Chepoi [SC83] and Farber-Jamison [FJ87]. Systolic complexes were rediscovered independently by Januszkiewicz-Świątkowski [JS06] and by Haglund [Hag03] in the context of geometric group theory. The combinatorial approach to non-positive curvature allowed for the construction of groups and complexes with interesting properties. In particular, the first examples discovered of high-dimensional hyperbolic Coxeter groups were systolic. The theory of systolic complexes and groups has been developed extensively providing new applications (see e.g. [JS07, Wis03, Świ06, OP18] and references therein).

Let us note that there have been other very successful approaches to Artin groups using combinatorial versions of non-positive curvature. Those include: using small cancellation [AS83, Pri86, Pei96],  $CAT(0)$  cube complexes (the case of right-angled Artin groups), and Bestvina's approach to Artin groups of finite type [Bes99].

To prove our main theorem, we construct a systolic complex on which the Artin group acts. This complex is a thickening of the presentation complex of the Artin group. Disk diagrams in systolic complexes are very simple ([Els09a, Lemma 4.2]), so they can be used to study disk diagrams in the presentation complexes of these Artin groups through our systolic thickening. Hence we believe that our complexes can be used to prove finer properties of Artin groups of almost large type, beyond those presented in Subsection 1.3. Also we expect that our approach can be adapted for more general classes of Artin groups.

**1.2. Comments on the proof.** First we consider the special case of  $A_\Gamma$  where the label of each edge in  $\Gamma$  is three. Let  $X_\Gamma^*$  be the universal cover of the presentation complex of  $A_\Gamma$ . Then each 2-cell of  $X_\Gamma^*$  is a hexagon. We put a new vertex (called an *interior vertex*) in the interior of each 2-cell and subdivide each 2-cell into 6 triangles around this new vertex. One naturally wants to metrize such a complex by declaring each triangle to be a Euclidean equilateral triangle. However, such metric is not  $CAT(0)$ , since there exist pairs of 2-cells intersecting along two edges, and this leads to positively curved points (as vertex  $v$  in Figure 1). We think of the configuration around  $v$  as a “corner” inside a 3-dimensional Euclidean space that we would like to

“fill in” to kill the positive curvature. Specifically, we add an edge between the interior vertices of every pair of 2-cells whose intersection contains  $\geq 2$  edges, and take the flag complex. Though the new complex is still not  $CAT(0)$ , it appears to have enough non-positive curvature properties to work with and the suitable language to realize this intuition is the theory of systolic complexes.

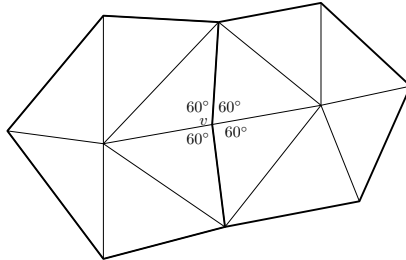


FIGURE 1. The vertex  $v$  is positively curved.

Next we consider the more general case of  $A_\Gamma$  of large type. Again we start with the universal cover of the presentation complex and subdivide each 2-cell, now a  $2n$ -gon for some  $n \geq 3$ , into triangles. Among the many possibilities of subdivision, we choose the one as in Figure 6 (more than one interior vertices are added when  $n > 3$ ) based on the following considerations:

- (1) Each triangle is a Euclidean equilateral triangle.
- (2) Each 2-cell with the subdivision is flat.

The reason for (2) is that  $A_\Gamma$  contains many rank two free abelian subgroups, so intentionally creating negative curvature at a point forces there to be positive curvature at some other points.

As in the previous case, a pair of 2-cells with a large piece between them lead to points of positive curvature. We add edges between the interior vertices of these 2-cells to create a “prism-like” configuration as in Figure 7, which resolves these positive curvature points. The general idea of adding edges in order to “systolize” some complexes has been used before [PS16].

The bulk of this paper (Section 4) will be devoted to the study of the above complexes for the dihedral Artin groups (i.e. the  $A_\Gamma$  with  $\Gamma$  being an edge), since these complexes are our building blocks in the study of more general Artin groups. We show that these building blocks are systolic (Proposition 4.5, Proposition 4.19). Moreover, the “prism-like” configuration in the previous paragraph needs to be designed carefully so that there is no obstruction to systolicity if we glue these blocks together (Lemma 4.16, Lemma 4.18). The procedure of gluing the building blocks together is explained in Section 5. The complexes for almost large type Artin groups are defined in Definition 5.3.

We end this subsection by noting that dihedral Artin groups are already very well-understood: they are virtually free times  $\mathbb{Z}$ , they are known to

act on various complexes with features of non-positive curvature [Bes99, BM00, BC02, HJP16, Hae15], and it is known that one can use them as building blocks to obtain  $CAT(0)$  complexes for a certain family of Artin groups. However, these building blocks are not good enough for constructing  $CAT(0)$  complexes for all Artin groups of large type (at the time of writing this paper, even the case where the defining graph  $\Gamma$  is a complete graph on more than three vertices is not known).

**1.3. Immediate consequences of the Main Theorem.** We gather immediate consequences of systolicity for almost large-type Artin groups in the following corollary. To the best of our knowledge all the results listed here are new. Below we provide some details, in particular, we comment on earlier results.

**Corollary.** *Let  $G$  be an Artin group of almost large type. Then:*

- (1)  $G$  is biautomatic;
- (2)  $G$  has a boundary in the sense of [OP09], which captures the large-scale geometry of  $G$ . In particular,  $G$  admits an  $EZ$ -structure, and hence the Novikov conjecture holds for  $G$ ;
- (3) finitely presented subgroups of  $G$  are systolic, hence they are biautomatic, have solvable word problem, solvable conjugacy problem and all the other properties listed here;
- (4) virtually solvable subgroups of  $G$  are either virtually cyclic or virtually  $\mathbb{Z}^2$ ;
- (5) the Burghlea conjecture holds for  $G$ ;
- (6) the centralizer of an infinite order element of  $G$  is commensurable with  $F_n \times \mathbb{Z}$  or  $\mathbb{Z}$ ;
- (7)  $G$  admits a finitely dimensional model for  $E_{VAB}G$ , the classifying space for the family of virtually abelian subgroups of  $G$ .

(1) Biautomaticity for systolic groups has been established by Januszkiewicz-Świątkowski [JS06, Świ06]. Biautomaticity of large-type Artin groups was a well known open problem. Partial results were obtained by: Pride together with Gersten and Short (triangle-free Artin groups) [Pri86, GS90], Charney [Cha92] (finite type), Peifer [Pei96] (extra-large type, i.e.,  $m_{ij} \geq 4$ , for  $i \neq j$ ), Brady-McCammond [BM00] (three-generator large-type Artin groups and some generalizations), Holt-Rees [HR12, HR13] (sufficiently large Artin groups are shortlex automatic with respect to the standard generating set).

Biautomaticity has many important consequences. Among them are: quadratic Dehn function, solvability of the Word Problem, and of the Conjugacy Problem. Chermak [Che98] proved that the Word Problem is solvable for 2-dimensional Artin groups, hence for all Artin groups of almost large type. The Conjugacy Problem was known to be solvable for large-type Artin groups by results of Appel-Schupp [AS83] and Appel [App84], but there have been no results about other Artin groups of almost large type in general. It follows from a work of Holt-Rees [HR13] that the Dehn function is quadratic

for sufficiently large Artin groups. All almost large-type Artin groups are sufficiently large. To the best of our knowledge there have been no general results concerning the above problems for finitely presented subgroups of Artin groups in question. As explained below in (3) our results apply to them as well.

(2) Let  $G$  act geometrically on a systolic complex  $X$ . Osajda and Przytycki [OP09] constructed a compactification of  $X$  by a  $Z$ -set  $\bar{X} = X \cup \partial X$ . This defines the so-called  $EZ$ -structure for  $G$  [FL05], and  $\partial X$  becomes a sort of a boundary of  $G$ . Such structures are known only for a few classes of groups, most notably, for Gromov hyperbolic groups and  $CAT(0)$  groups. Closer relations between algebraic properties of  $G$  and the dynamics of its action on  $\partial X$  are exhibited in [Pry19]. Existence of an  $EZ$ -structure implies, in particular, the Novikov conjecture [FL05]. Ciobanu-Holt-Rees [CHR16] established the (stronger) Baum-Connes conjecture for a subclass of large-type Artin groups, including Artin groups of extra-large type. They did it by proving the rapid decay property for such groups.

(3) Using towers of complexes Wise [Wis03] showed that finitely presented subgroups of torsion-free systolic groups are systolic. For all systolic groups the result has been shown in [HMP14, Zad14].

(4) By Theorem 2.2 in Section 2 below, virtually solvable subgroups of systolic groups are either virtually cyclic or virtually  $\mathbb{Z}^2$ . Bestvina [Bes99] showed that solvable subgroups of Artin groups of finite type are abelian. He used another combinatorial version of non-positive curvature. It is an open question whether virtually solvable subgroups of biautomatic groups are finitely generated virtually abelian groups. The result is known for polycyclic subgroups of biautomatic groups (and so for biautomatic groups all of whose abelian subgroups are finitely generated) by work of Gersten-Short [GS91].

(5) The Burghlea conjecture concerns the periodic cyclic homology of complex group rings; see [EM] and references therein for details. It is known to be false in general, but has been established for, among others, hyperbolic groups. Engel-Marcinkowski [EM] showed that the Burghlea conjecture holds for systolic groups. The Burghlea conjecture implies the strong Bass conjecture that, in turn implies the classical Bass conjecture.

(6) Elsner [Els09b] showed that infinite order elements of systolic groups admit a kind of axis, similarly to the hyperbolic and  $CAT(0)$  cases. Verifying a conjecture by Wise [Wis03], it is shown in [OP18] that centralizers of infinite order elements in systolic groups are commensurable with a product of  $\mathbb{Z}$  and a finitely generated free group (possibly trivial or  $\mathbb{Z}$ ). In the special case of 2-dimensional Artin groups of hyperbolic type, this result was obtained by Crisp [Cris05]. In fact, Crisp computes explicitly the centralizer of a given element up to commensurability.

(7) By a result of Degrijse [Deg17] two-dimensional Artin groups admit finite dimensional models for the family of virtually cyclic subgroups. A similar result has been proved in [OP18] for systolic groups, where it is also shown that systolic groups admit finite dimensional models for classifying spaces for the family of virtually abelian subgroups.

**Acknowledgments.** We thank Tomasz Prytuła for pointing out the proof of the Solvable Subgroup Theorem. We thank Nima Hoda, Piotr Przytycki, and the anonymous referee for useful remarks. The authors were partially supported by (Polish) Narodowe Centrum Nauki, grant no. UMO-2015/-18/M/ST1/00050. The paper was written while D.O. was visiting McGill University. We would like to thank the Department of Mathematics and Statistics of McGill University for its hospitality during that stay.

## 2. SYSTOLIC COMPLEXES AND SYSTOLIC GROUPS

All graphs considered in this paper neither contain edge-loops nor multiple edges. For vertices  $w, v_1, v_2, \dots$  of a graph, we write  $w \sim v_1, v_2, \dots$  when  $w$  is *adjacent* to each  $v_i$ , that is, there is an edge containing  $w$  and  $v_i$ . If  $w$  is not adjacent to any of  $v_i$  then we write  $w \approx v_1, v_2, \dots$ . A simplicial complex  $X$  is *flag* if every set of pairwise adjacent vertices of  $X$  spans a simplex in  $X$ . In other words, a flag simplicial complex  $X$  is determined by its 1-skeleton  $X^{(1)}$ , being a simplicial graph. A subcomplex  $Y$  of a simplicial complex  $X$  is *full* if any set of vertices of  $Y$  spanning a simplex in  $X$  spans a simplex in  $Y$  as well. A subgraph of a graph is *full* if it is a full subcomplex. The *link*  $\text{lk}(v, \Gamma)$  of a vertex  $v$  in a graph  $\Gamma$  is the full subgraph of  $\Gamma$  spanned by vertices adjacent to  $v$ . A graph is *6-large* if there are no simple cycles of length 4 and 5 being full subgraphs.

**Definition 2.1.** A flag simplicial complex is *systolic* if it is connected, simply connected, and links of vertices in its 1-skeleton are 6-large.

In particular, any 2-dimensional piecewise Euclidean  $CAT(0)$  complex whose 2-cells are equilateral triangles satisfies the above definition. In general, systolic complexes are not 2-dimensional and they are not necessarily  $CAT(0)$  with the most natural metric – the piecewise Euclidean metric with all edges having length 1. Nevertheless, systolic complexes possess many features typical for nonpositively curved spaces. One of them is a version of the Cartan-Hadamard theorem stating that finite dimensional systolic complexes are contractible. Another important feature is that for any embedded simplicial loop in a systolic complex there is a systolic disc diagram filling it. Such a diagram can be equipped with a  $CAT(0)$  structure. See e.g. [Che00, Hag03, Wis03, JŚ06, JŚ07, Els09a, Els09b, OP09, Zad14, OP18] for details and further information.

Groups acting geometrically on systolic complexes are called *systolic*. Few consequences of being a systolic group are listed in Corollary above. The

following theorem is a consequence of known results on systolic complexes but has been not stated in the literature.<sup>1</sup>

**Theorem 2.2** (Solvable Subgroup Theorem). *Solvable subgroups of systolic groups are either virtually cyclic or virtually  $\mathbb{Z}^2$ .*

*Proof.* Let  $G$  be a systolic group. By [OP18, Proposition 5.10] virtually abelian subgroups of  $G$  are finitely generated. Hence, the following argument by Gersten and Short [GS91, page 154] shows that solvable subgroups of  $G$  are virtually abelian: By a theorem of Mal'cev [Seg83, Theorem 2 on page 25] such subgroups are polycyclic, and thus, by [GS91, Theorem 6.15] they are virtually abelian. By [JŠ07, Corollary 6.5] virtually abelian subgroups of  $G$  have rank at most 2.  $\square$

### 3. THE COMPLEXES FOR 2-GENERATED GROUPS

**3.1. Precells in the presentation complex.** Let  $DA_n$  be the 2-generator Artin group presented by  $\langle a, b \mid \underbrace{aba \cdots}_n = \underbrace{bab \cdots}_n \rangle$ . We assume  $n \geq 2$ .

We define  $DA_n^+$  to be the associated Artin monoid presented by the same generators and relations as  $DA_n$ .

**Lemma 3.1.** *Let  $w_1$  and  $w_2$  be two words in the free monoid generated by  $a$  and  $b$ . Suppose  $w_1 = w_2$  in  $DA_n^+$ . Then*

- (1)  $w_1$  and  $w_2$  have the same length;
- (2) if  $w_1$  has length  $\leq n$ , then either  $w_1$  and  $w_2$  are the same word, or  $w_1$  equals to one of  $\underbrace{aba \cdots}_n$  and  $\underbrace{bab \cdots}_n$ , and  $w_2$  equals to another.

*Proof.* Note that  $w_1 = w_2$  implies that one can obtain  $w_2$  from  $w_1$  by applying the relation finitely many times. But applying the relation does not change the length of the word, thus (1) follows. For (2), if  $w_1$  has length  $\leq n$  and  $w_1$  is not equal to one of the words appearing in the relation, then there is no way to apply the relation to transform  $w_1$  to a different word, thus  $w_1$  and  $w_2$  have to be the same word.  $\square$

The following is a special case of [Del72, Theorem 4.14].

**Theorem 3.2.** *The natural map  $DA_n^+ \rightarrow DA_n$  is injective.*

Let  $P_n$  be the standard presentation complex of  $DA_n$ . Namely the 1-skeleton of  $P_n$  is the wedge of two oriented circles, one labeled  $a$  and one labeled  $b$ . Then we attach the boundary of a closed 2-cell  $C$  to the 1-skeleton with respect to the relator of  $DA_n$ . Let  $C \rightarrow P_n$  be the attaching map.

Let  $X^*$  be the universal cover of the standard presentation complex of  $DA_n$ . Edges of  $X^*$  are endowed with induced orientations and labellings

---

<sup>1</sup>It is mistakenly claimed in [JŠ06, JŠ07] that a form of Solvable Subgroup Theorem follows immediately from biautomaticity. In fact it is an open question whether virtually solvable subgroups of biautomatic groups are virtually abelian.



from  $P_n$ . The following is a direct consequence of Theorem 3.2 and Lemma 3.1.

**Corollary 3.3.** *Any lift of the map  $C \rightarrow P_n$  to  $C \rightarrow X^*$  is an embedding.*

These embedded disks in  $X^*$  are called *precells*. The following is a picture of a precell  $\Pi^*$ . Note that  $X^*$  is a union of copies of  $\Pi^*$ 's.

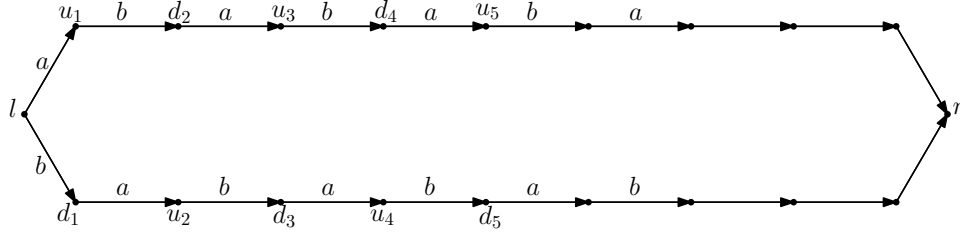


FIGURE 2. Precell  $\Pi^*$

We label the vertices of  $\Pi^*$  as in Figure 2. More precisely, the left most vertex and right most vertex are labeled by  $l$  and  $r$ , and they are called the *left tip* and *right tip* of  $\Pi^*$ . The boundary  $\partial\Pi^*$  is made of two paths. The one starting at  $l$ , going along  $\underbrace{aba \cdots}_n$  (resp.  $\underbrace{bab \cdots}_n$ ), and ending at  $r$  is called the *upper half* (resp. *lower half*) of  $\partial\Pi^*$ . Vertices in the interior of the upper half are labeled  $u_1, d_2, u_3, d_4, \dots$  from left to right. Vertices in the interior of the lower half are labeled  $d_1, u_2, d_3, u_4, \dots$  from left to right. The orientation of edges inside one half is consistent, thus each half has an orientation. Observe that vertices with labels  $u_i$  (resp.  $d_i$ ) are terminal (resp. initial) vertices of edges labeled by  $a$ , and initial (resp. terminal) vertices of edges labeled by  $b$ .

**Corollary 3.4.** *Let  $\Pi_1^*$  and  $\Pi_2^*$  be two different precells in  $X^*$ . Then*

- (1) *either  $\Pi_1^* \cap \Pi_2^* = \emptyset$ , or  $\Pi_1^* \cap \Pi_2^*$  is connected;*
- (2) *if  $\Pi_1^* \cap \Pi_2^* \neq \emptyset$  then  $\Pi_1^* \cap \Pi_2^*$  is properly contained in the upper half or in the lower half of  $\Pi_1^*$  (and of  $\Pi_2^*$ );*
- (3) *if  $\Pi_1^* \cap \Pi_2^*$  contains at least one edge, then one end point of  $\Pi_1^* \cap \Pi_2^*$  is a tip of  $\Pi_1^*$ , and another end point of  $\Pi_1^* \cap \Pi_2^*$  is a tip of  $\Pi_2^*$ , moreover, among these two tips, one is a left tip and one is a right tip.*

*Proof.* First we look at the case when  $\Pi_1^* \cap \Pi_2^*$  is discrete. Suppose by contradiction that there are two distinct vertices  $v_1, v_2$  in  $\Pi_1^* \cap \Pi_2^*$ .

If  $v_1$  and  $v_2$  are in the same half of  $\partial\Pi_1^*$  and  $\partial\Pi_2^*$  then, for  $i = 1, 2$ , let  $p_i$  be the segment joining  $v_1$  and  $v_2$  inside a half of  $\partial\Pi_i^*$ . If both  $p_1$  and  $p_2$  are oriented from  $v_1$  to  $v_2$ , then they give two words in the free monoid that are equal in  $DA_n$ . By Theorem 3.2 and Lemma 3.1, these two words have to be in the two situations indicated in Lemma 3.1 (2), however, both situations can be ruled out easily. If  $p_1$  is oriented from  $v_1$  to  $v_2$  and

$p_2$  is oriented from  $v_2$  and  $v_1$ , then the concatenation of  $p_1$  and  $p_2$  gives a nontrivial word in the free monoid, which is also nontrivial in  $DA_n$  by Theorem 3.2. This contradicts the fact that the concatenation is a loop. Other cases of orientations of  $p_1$  and  $p_2$  can be dealt in a similar way.

If  $v_1$  and  $v_2$  are in different halves of  $\partial\Pi_1^*$  and  $\partial\Pi_2^*$  then we assume without loss of generality that orientations of halves of  $\Pi_1^*$  and  $\Pi_2^*$  are as in Figure 3 ( $l_i$  and  $r_i$  are the tips of  $\partial\Pi_i^*$ ). We also assume without loss of generality that the summation of the length of the path  $\overline{l_2 v_1 r_1}$  and the path  $\overline{l_2 v_2 r_1}$  is  $\leq 2n$ . Let  $w_1$  (resp.  $w_2$ ) be the word in the free monoid given by  $\overline{l_2 v_1 r_1}$  (resp.  $\overline{l_2 v_2 r_1}$ ). Then at least one of  $w_1$  and  $w_2$  has length  $\leq n$ . Again,  $w_1$  and  $w_2$  are in the two situations of Lemma 3.1 (2), and both situations can be ruled out easily.

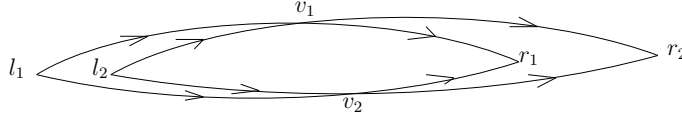


FIGURE 3.

The case where  $v_1$  and  $v_2$  are in different halves of one of  $\partial\Pi_1^*$  and  $\partial\Pi_2^*$ , and are in the same half of the other can be handled in a similar way.

Now we assume  $\Pi_1^* \cap \Pi_2^*$  contains an edge  $f$ . Let  $P$  be the connected component of  $\Pi_1^* \cap \Pi_2^*$  that contains this edge. By looking at the labels of edges around  $\partial\Pi_1^*$  and  $\partial\Pi_2^*$ , we deduce that either  $P = \partial\Pi_1^* = \partial\Pi_2^*$ , or  $P$  satisfies conditions (2) and (3) in Corollary 3.4. However, the first case is impossible since that will imply  $\Pi_1^* = \Pi_2^*$ . Let  $C$  be the space obtained by gluing  $\Pi_1^*$  and  $\Pi_2^*$  along  $P$ . Then there is a natural map  $C \rightarrow X^*$ . It suffices to show this map is an embedding. We assume without loss of generality that  $\Pi_1^*$  and  $\Pi_2^*$  are positioned as in Figure 4, here  $l_i$  and  $r_i$  are the tips of  $\Pi_i^*$ , and  $w_1$  (resp.  $w_2$ ) is an interior vertex of the upper half of  $\Pi_1^*$  (resp. lower half of  $\Pi_2^*$ ).

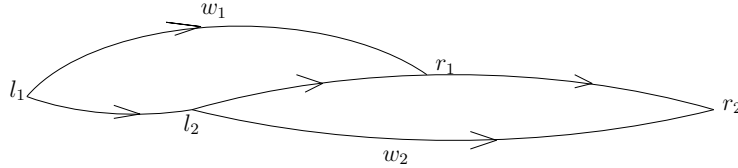


FIGURE 4.

We already know that  $\partial\Pi_1^*$  and  $\partial\Pi_2^*$  are embedded by Corollary 3.3, and the paths  $\overline{l_1 l_2 r_1 r_2}$ ,  $\overline{l_1 w_1 r_1 r_2}$  and  $\overline{l_1 l_2 w_2 r_2}$  are embedded because they correspond to words in the free monoid. If  $w_1$  and  $w_2$  are identified in  $X^*$ , then  $\overline{l_1 w_1}$  and  $\overline{l_1 l_2 w_2}$  give two words in the free monoid which are equal in  $DA_n$ . By Theorem 3.2 and Lemma 3.1 (2), these two words are identical (note that the length of  $\overline{l_1 w_1}$  is  $< n$ ), which is a contradiction.  $\square$

**Corollary 3.5.** *Suppose there are three precells  $\Pi_1^*$ ,  $\Pi_2^*$  and  $\Pi_3^*$  such that  $\Pi_1^* \cap \Pi_2^*$  is a nontrivial path  $P_1$  in the upper half of  $\Pi_2^*$ , and  $\Pi_3^* \cap \Pi_2^*$  is a nontrivial path  $P_3$  in the lower half of  $\Pi_2^*$ . Then  $\Pi_1^* \cap \Pi_3^*$  is either empty or one point.*

*Proof.* We glue  $\Pi_2^*$  and  $\Pi_1^*$  along  $P_1$ , and glue  $\Pi_2^*$  and  $\Pi_3^*$  along  $P_3$  to obtain a space  $C$ . There is a natural map  $C \rightarrow X^*$ . By Corollary 3.3 (2) and (3), there are four possibilities of the space  $C$ , we only consider the two cases in Figure 5, the other cases are similar. Let  $l_i$  and  $r_i$  be the left tip and right tip of  $\Pi_i^*$ .

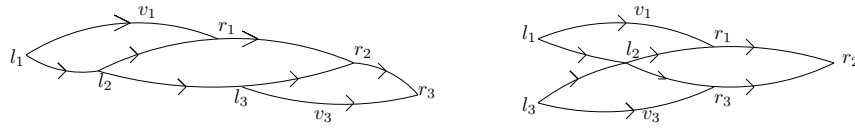


FIGURE 5.

Suppose we are in the case as in Figure 5, on the left (namely the case where  $l_2 \in \Pi_1^*$  and  $r_2 \in \Pi_3^*$ ). We claim  $\partial\Pi_1^* \cap \partial\Pi_3^* = \emptyset$ . Since  $\Pi_2^* \cup_{P_3} \Pi_3^*$  is embedded in  $X^*$  by Corollary 3.3, the path  $\overline{l_2 r_1}$  is disjoint from  $\partial\Pi_3^*$ . Similarly,  $\overline{l_3 r_2}$  is disjoint from  $\partial\Pi_1^*$ . Moreover,  $\overline{l_1 l_2}$  is disjoint from  $\overline{r_2 r_3}$  and  $\overline{l_3 v_3 r_3}$ , since  $\overline{l_1 l_2 l_3 v_3 r_3}$  and  $\overline{l_1 l_2 r_1 r_2 r_3}$  give words in the free monoid. Similarly  $\overline{r_2 r_3}$  is disjoint from  $\overline{l_1 v_1 r_1}$ . It remains to show  $\overline{l_1 v_1 r_1} \cap \overline{l_3 v_3 r_3} = \emptyset$ . If this is not true, we assume without loss of generality that  $v_1$  and  $v_3$  are identified. Then  $\overline{l_1 v_1}$  and  $\overline{l_1 l_2 l_3 v_3}$  give two words in the free monoid which are equal in  $DA_n$ . Since  $\overline{l_1 v_1}$  has length  $< n$ , these words are identical by Theorem 3.2 and Lemma 3.1, which yields a contradiction.

Suppose we are in the case of Figure 5 right (namely  $l_2 \in \Pi_1^* \cap \Pi_3^*$ ). By looking at the labels of edges around vertex  $l_2$ , we know  $l_2$  is an isolated vertex in  $\partial\Pi_1^* \cap \partial\Pi_3^*$ . Thus  $\partial\Pi_1^* \cap \partial\Pi_3^* = l_2$  by Corollary 3.3.  $\square$

**3.2. Subdividing and systolizing the presentation complex.** We subdivide each precell in  $X^*$  as in Figure 6 to obtain a simplicial complex  $X^\Delta$ . In particular, in the case  $n = 2$  we do not add any new vertices only an edge  $\overline{lr}$ . A *cell* of  $X^\Delta$  is defined to be a subdivided precell, and we use the symbol  $\Pi$  for denoting a cell. The original vertices of  $X^*$  in  $X^\Delta$  are called the *real vertices*, and the new vertices of  $X^\Delta$  after subdivision are called *interior vertices*. Interior vertices in a cell  $\Pi$  are denoted  $c_1, c_2, \dots, c_{n-2}$  as in Figure 6. (Here and further we use the convention that the real vertices are drawn as solid points and the interior vertices as circles.)

If  $n = 2$  then  $X^\Delta$  is systolic—it is isomorphic to the equilateral triangulation of the Euclidean plane (see Remark 4.17 below)—and we define  $X$  to be  $X^\Delta$ . From now on we assume  $n \geq 3$ . Note that then  $X^\Delta$  is not systolic. Suppose  $\Pi_1$  and  $\Pi_2$  are two cells such that  $\Pi_1 \cap \Pi_2$  is a path made of  $\geq 2$  edges. Then they create 4-cycles or 5-cycles in  $X^\Delta$  without diagonals, see the thick cycles in Figure 7. In what follows we modify  $X^\Delta$  to obtain a

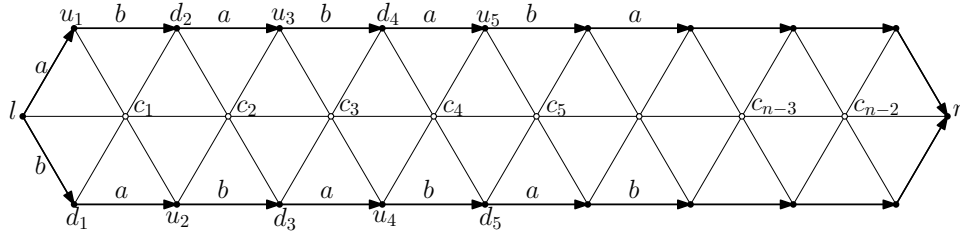


FIGURE 6. A cell II subdivided into several smaller triangles.

systolic complex  $X$ . A rough idea is to add appropriate diagonals to these 4-cycles or 5-cycles. We only add new edges between interior vertices.

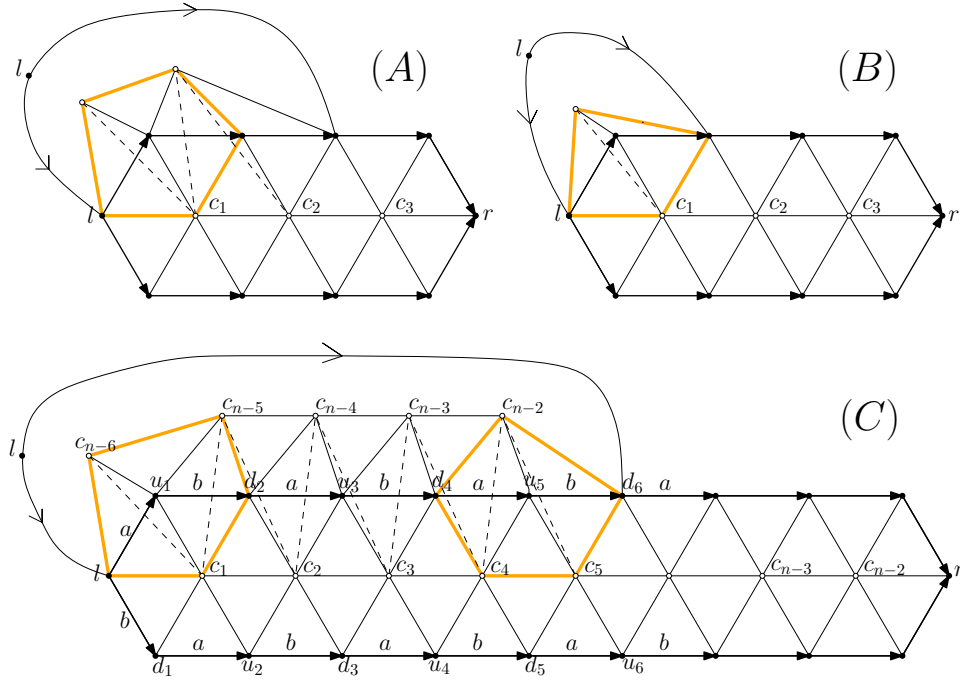


FIGURE 7.

**Example 3.6.** For the 5-cycle  $lc_{n-6}c_{n-5}d_2c_1$  in Figure 7 (C), there is a unique way to add diagonals between interior vertices, namely we add edges  $\overline{c_{n-6}c_1}$  and  $\overline{c_{n-5}c_1}$ . Similarly, we add edges  $\overline{c_{n-2}c_4}$  and  $\overline{c_{n-2}c_5}$ . However, adding these edges creates new 5-cycles (e.g.  $c_1c_{n-5}c_{n-4}u_3c_2$ ). One can either connect  $c_1$  and  $c_{n-4}$ , or  $c_{n-5}$  and  $c_2$ . We choose the latter and add new edges in a zigzag pattern indicated in Figure 7 (A) and (C) (see the dashed edges). After adding these edges, we fill in higher dimensional simplexes, starting from  $c_{n-6}u_1c_1l$ , and ending at  $c_{n-2}d_6c_5u_5$ .

Now we give a precise description of the new edges added to  $X^\Delta$ . Let  $\Lambda$  be the collection of all unordered pairs of cells of  $X^\Delta$  such that their intersection contains at least two edges. Then  $DA_n$  acts on  $\Lambda$ . This action is free. To see this, pick a pair  $(\Pi_1, \Pi_2) \in \Lambda$  and suppose  $\alpha \in DA_n$  stabilizes it. In particular,  $\alpha$  maps  $\partial\Pi_1 \cap \partial\Pi_2$  to itself. However,  $\partial\Pi_1 \cap \partial\Pi_2$  is an interval by Corollary 3.4. Thus  $\alpha$  fixes a point in  $\partial\Pi_1 \cap \partial\Pi_2$ . Since  $DA_n \curvearrowright X^\Delta$  is free,  $\alpha$  is the identity.

Pick a base cell  $\Pi$  in  $X^\Delta$  such that  $l \in \Pi$  coincides with the identity element of  $DA_n$ . Let  $\Lambda_0$  be the collection of pairs of the form  $(\Pi, u_i^{-1}\Pi)$ ,  $(\Pi, d_i^{-1}\Pi)$  for  $i = 1, \dots, n-2$  (here each vertex of  $\Pi$  can be identified as an element of  $DA_n$ , and  $u_i^{-1}\Pi$  means the image of  $\Pi$  under the action of  $u_i^{-1}$ ). Note that

- (1)  $\Lambda_0 \subset \Lambda$ ;
- (2) different elements in  $\Lambda_0$  are in different  $DA_n$ -orbits;
- (3) every  $DA_n$ -orbit in  $\Lambda$  contains an element from  $\Lambda_0$ .

(1) and (2) follow by direct computation. Pick a pair  $(\Pi_1, \Pi_2) \in \Lambda$ , by Corollary 3.4 (3), one endpoint of  $\Pi_1 \cap \Pi_2$  is the left tip of  $\Pi_1$  or  $\Pi_2$ , say  $\Pi_1$ . Let  $\alpha \in DA_n$  be the element represented by such left tip. Then  $\alpha^{-1}(\Pi_1, \Pi_2) \in \Lambda_0$ .

**Definition 3.7** (Constructing  $X$  from  $X^\Delta$ ). For the pair  $(\Pi, u_i^{-1}\Pi)$ , we add an edge between  $c_j \in \Pi$  and  $u_i^{-1}c_{j+i} \in u_i^{-1}\Pi$  for  $j = 1, \dots, n-2-i$ , and add an edge between  $c_j$  and  $u_i^{-1}c_{j+i-1}$  for  $j = 1, \dots, n-1-i$ , see Figure 8. For the pair  $(\Pi, d_i^{-1}\Pi)$ , we add an edge between  $c_j$  and  $d_i^{-1}c_{j+i}$  for  $j = 1, \dots, n-2-i$ , and add an edge between  $c_j$  and  $d_i^{-1}c_{j+i-1}$  for  $j = 1, \dots, n-1-i$ , see Figure 9. Note that the new edges between two cells form a zigzag pattern.

Given a pair of cells  $(\Pi_1, \Pi_2) \in \Lambda$ , there is a unique element  $\alpha \in A$  such that  $\alpha^{-1}(\Pi_1, \Pi_2) \in \Lambda_0$ . Thus edges between  $(\Pi_1, \Pi_2)$  are defined to be the  $\alpha$ -image of edges between  $\alpha^{-1}(\Pi_1, \Pi_2)$ . Let  $X'$  be the complex obtained by adding all the new edges and let  $X$  be the flag completion of  $X'$ , i.e.  $X$  is a flag simplicial complex which has the same 1-skeleton as  $X'$ . There is a simplicial action  $DA_n \curvearrowright X$ .

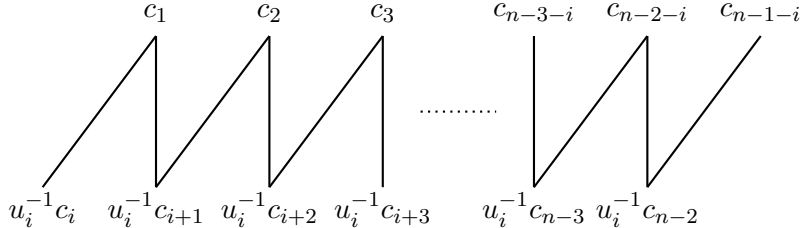


FIGURE 8.

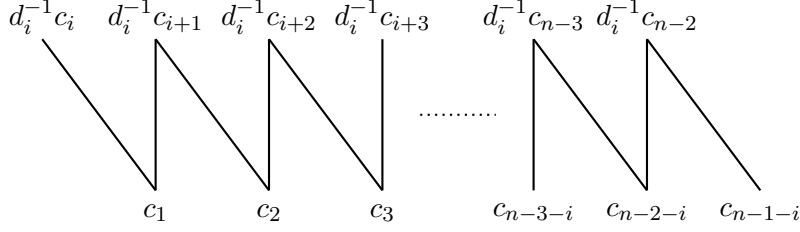


FIGURE 9.

For an interior vertex  $v$  in a cell, an edge in the boundary of the cell is *facing*  $v$  if

- this edge does not contain a tip;
- $v$  and this edge span a triangle in the cell.

Observe that  $c_k \in \Pi$  has the edges  $\overline{u_k d_{k+1}}$  and  $\overline{d_k u_{k+1}}$  facing it for  $1 \leq k \leq n-2$ , see Figure 6.

**Lemma 3.8.** *Pick an interior vertex  $c_k$  in  $\Pi$ . Then*

- (1)  $c_k$  is connected to at least one of the interior vertices of  $u_i^{-1}\Pi$  (resp.  $d_i^{-1}\Pi$ ) if and only if at least one of the edges in  $\partial\Pi$  facing  $c_k$  is contained in  $u_i^{-1}\Pi \cap \Pi$  (resp.  $d_i^{-1}\Pi \cap \Pi$ );
- (2) if  $c_k \in \Pi$  and  $u_i^{-1}c_{k'} \in u_i^{-1}\Pi$  (resp.  $d_i^{-1}c_{k'} \in d_i^{-1}\Pi$ ) are adjacent, then there is a vertex in  $\Pi \cap \partial(u_i^{-1}\Pi)$  (resp.  $\Pi \cap \partial(d_i^{-1}\Pi)$ ) that is adjacent to both  $c_k$  and  $u_i^{-1}c_{k'}$  (resp.  $d_i^{-1}c_{k'}$ ).

*Proof.* We only consider the case of  $\Pi$  and  $u_i^{-1}\Pi$ . Note that  $\Pi \cap \partial(u_i^{-1}\Pi)$  is a path  $\omega$  in the lower half of  $\Pi$ , starting at  $l$  and ending at  $u_{n-i}$  (if  $n-i$  is odd) or  $d_{n-i}$  (if  $n-i$  is even). Moreover, both  $c_k$  and  $u_i^{-1}c_{i+k}$  are facing the  $(k+1)$ -th edge of  $\omega$  for  $1 \leq k \leq n-2-i$ ,  $c_{n-1-i}$  is facing the  $(n-i)$ -th edge of  $\omega$ , and  $u_i^{-1}c_i$  is facing the first edge of  $\omega$ . Now the lemma follows.  $\square$

Recall that for two vertices  $v_1$  and  $v_2$  in a simplicial complex, we write  $v_1 \sim v_2$  (resp.  $v_1 \approx v_2$ ) to denote that they are connected by an edge (resp. are not connected by an edge).

**Lemma 3.9.**

- (1) Suppose  $1 \leq i < j \leq n-2$ . Then there are exactly two interior vertices in  $u_j^{-1}\Pi$  connected to  $u_i^{-1}c_i$ , which are  $u_j^{-1}c_j$  and  $u_j^{-1}c_{j-1}$ . There are exactly two interior vertices in  $u_i^{-1}\Pi$  connected to  $u_j^{-1}c_j$ , which are  $u_i^{-1}c_i$  and  $u_i^{-1}c_{i+1}$  (see Figure 10 left). Moreover,  $u_j^{-1}c_{j-1} \sim u_i^{-1}c_{i-1}$  for  $i \geq 2$ .
- (2) Suppose  $1 \leq i < n-1$ . Then there is exactly one interior vertex of  $u_{n-1}^{-1}\Pi$  connected to  $u_i^{-1}c_i$ , which is  $u_{n-1}^{-1}c_{n-2}$ . Moreover,  $u_{n-1}^{-1}c_{n-2} \sim u_i^{-1}c_{i-1}$  for  $i \geq 2$ .

- (3) Suppose  $1 \leq i < j \leq n-2$ . Then there are exactly two interior vertices in  $d_j^{-1}\Pi$  connected to  $d_i^{-1}c_i$ , which are  $d_j^{-1}c_j$  and  $d_j^{-1}c_{j-1}$ . There are exactly two interior vertices in  $d_i^{-1}\Pi$  connected to  $d_j^{-1}c_j$ , which are  $d_i^{-1}c_i$  and  $d_i^{-1}c_{i+1}$  (see Figure 10 right). Moreover,  $d_j^{-1}c_{j-1} \sim d_i^{-1}c_{i-1}$  for  $i \geq 2$ .
- (4) Suppose  $1 \leq i < n-1$ . Then there is exactly one interior vertex of  $d_{n-1}^{-1}\Pi$  connected to  $d_i^{-1}c_i$ , which is  $d_{n-1}^{-1}c_{n-2}$ . Moreover,  $d_{n-1}^{-1}c_{n-2} \sim d_i^{-1}c_{i-1}$  for  $i \geq 2$ .

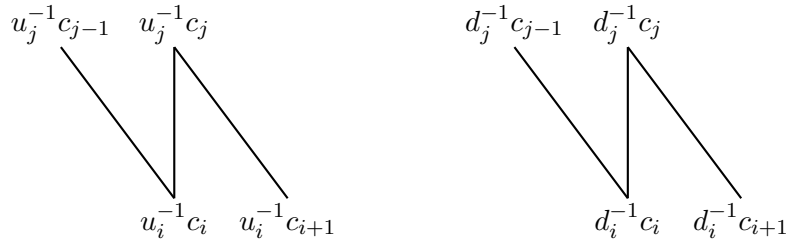


FIGURE 10.

*Proof.* We prove (1) and (2), the other items are similar. For (2) we set  $j = n-1$ . Note that  $u_i u_j^{-1} = d_{j-i}^{-1}$  when  $u_i$  is in the upper half of the cell, and  $u_i u_j^{-1} = u_{j-i}^{-1}$  when  $u_i$  is in the lower half of the cell. Now we consider the case where  $u_i$  is in the upper half of the cell, the other case is similar. It follows from the scheme of how we add edges between  $\Pi$  and  $d_{j-i}^{-1}\Pi$  that

- (1) when  $1 \leq i < j \leq n-2$ , the only two interior vertices in  $d_{j-i}^{-1}\Pi$  connected to  $c_i$  are  $d_{j-i}^{-1}c_j$  and  $d_{j-i}^{-1}c_{j-1}$ ; and the only two interior vertices in  $\Pi$  connected to  $d_{j-i}^{-1}c_j$  are  $c_i$  and  $c_{i+1}$ ; moreover,  $c_{i-1} \sim d_{j-i}^{-1}c_{j-1}$  for  $i \geq 2$ ;
- (2)  $c_i$  is only adjacent to  $d_{n-1-i}^{-1}c_{n-2}$  in the interior of  $d_{n-1-i}^{-1}\Pi$ ; moreover,  $c_{i-1} \sim d_{n-1-i}^{-1}c_{n-2}$  for  $i \geq 2$ .

Now (1) and (2) follow by applying the action of  $u_i^{-1}$  (note that  $u_i^{-1}d_{j-i}^{-1} = u_j^{-1}$ ).  $\square$

**3.3. Relations to Bestvina's complexes.** We leave a short remark on the relation between  $X$  and several complexes defined in Bestvina's paper [Bes99]. We will not prove the statements in this subsection, since they are not used in the later part of the paper, and their proofs follow from the same arguments as in Section 4.

The *central segment* of a cell  $\Pi$  in  $X$  is the edge path starting at  $l$ , traveling through  $c_1, c_2, \dots, c_{n-2}$ , and arriving at  $r$  (see Figure 6). A *central line* in  $X$  is a subset which is homeomorphic to  $\mathbb{R}$  and is a concatenation of central

segments. Note that for each vertex  $v \in X$ , there is a unique central line in  $X$  that contains  $v$ . Two central lines  $\ell_1, \ell_2$  are *adjacent* if there exist vertices  $v_1 \in \ell_1$  and  $v_2 \in \ell_2$  such that  $v_1$  and  $v_2$  are adjacent.

We define a simplicial complex  $Z$  as follows. Vertices of  $Z$  are in 1-1 correspondence with central lines in  $X$ . Two vertices are joined by an edge if the corresponding central lines are adjacent. A collection of vertices spans a simplex if each pair of vertices in the collection are joined by an edge. Then  $Z$  is isomorphic to the simplicial complex  $X(\mathcal{G})$  in [Bes99, Definition 2.3]. Moreover,  $X$  is homeomorphic to  $Z \times \mathbb{R}$ . There is another complex in Bestvina's paper [Bes99] which is homeomorphic to  $Z \times \mathbb{R}$ . It is denoted by  $X(\mathcal{A})$  and defined in [Bes99, pp.280]. However, the simplicial structures on  $X$  and  $X(\mathcal{A})$  are different.

#### 4. LINKS OF VERTICES IN $X$

In this section we study local structure of the space  $X$  defined in Definition 3.7.

**4.1. Prisms.** We recall a standard simplicial subdivision of a prism ([Hat02, Chapter 2.1]). Let  $\Delta^n$  be the  $n$ -dimensional simplex. Let  $P = \Delta^n \times [0, 1]$  be a prism. We use  $[v_0, \dots, v_n]$  (resp.  $[w_0, \dots, w_n]$ ) to denote the simplex  $\Delta^n \times \{0\}$  (resp.  $\Delta^n \times \{1\}$ ). Then  $P$  can be subdivided into  $(n+1)$ -simplexes, each is of the form  $[v_0, \dots, v_i, w_i, \dots, w_n]$ . The prism  $P$  with such simplicial structure is called a *subdivided prism*. Note that in the 1-skeleton  $P^{(1)}$ ,  $v_i \sim w_j$  for  $j \geq i$  and  $v_i \approx w_j$  for  $j < i$ . This motivates the following definition.

**Definition 4.1.** Let  $\Gamma$  be a finite simple graph with its vertex set  $J$ . Suppose there is a partition  $J = W \sqcup W'$ . We define  $\Gamma = \text{Prism}(W, W')$  if

- (1)  $W$  spans a complete subgraph of  $\Gamma$ , so does  $W'$ ;
- (2)  $W$  and  $W'$  have the same cardinality;
- (3) it is possible to order the vertices of  $W$  as  $\{w_1, \dots, w_n\}$  such that  $W'_1 \supsetneq \dots \supsetneq W'_n \neq \emptyset$ , where  $W'_i$  is the collection of vertices in  $W'$  that are adjacent to  $w_i$ .

It is clear from the definition that a simple graph  $\Gamma$  is isomorphic to the 1-skeleton of a subdivided prism if and only if its vertex set has a partition such that  $\Gamma = \text{Prism}(W, W')$ .

Definition 4.1 (2) and (3) imply  $w_1$  is connected to each vertex of  $W'$ , and  $w_n$  is connected to only one vertex of  $W'$ . Moreover, we deduce from (2) and (3) that (3) is also true if we switch the role of  $W$  and  $W'$ . The set  $W$  has a linear order, where  $w_i < w_j$  if  $W'_i \subsetneq W'_j$ . Similarly,  $W'$  has a linear order.

Let  $\Gamma$  be a graph. Recall that a subgraph  $\Gamma' \subset \Gamma$  is a *full subgraph* if  $\Gamma'$  satisfies that an edge of  $\Gamma$  is inside  $\Gamma'$  if and only if the vertices of this edge are inside  $\Gamma'$ . Let  $W \subset \Gamma$  be a collection of vertices. The full subgraph *spanned* by  $W$  is the minimal full subgraph that contains  $W$ .



**Definition 4.2.** Let  $\Gamma'$  be a simplicial graph and let  $W$  and  $W'$  be two disjoint collections of vertices of  $\Gamma'$ . We say that  $W$  and  $W'$  *span a prism* if the full subgraph spanned by  $W \cup W'$  is isomorphic to  $\text{Prism}(W, W')$ .

Now we discuss a particular type of graphs which will appear repeatedly in our computation. The reader can proceed directly to Section 4.2 and come back when needed.

**Definition 4.3.** A *thick hexagon* is a finite simplicial graph  $\Gamma$  such that its vertex set  $J$  admits a partition  $J = \{c_l\} \sqcup \{c_r\} \sqcup U_l \sqcup U_r \sqcup D_l \sqcup D_r$  satisfying the following conditions:

- (1) the collection of vertices in  $J$  that are adjacent to  $c_l$  (resp.  $c_r$ ) is  $U_l \cup D_l$  (resp.  $U_r \cup D_r$ );
- (2) there are no edges between a vertex in  $U_l \cup U_r$  and a vertex in  $D_l \cup D_r$ ;
- (3)  $U_l$  and  $U_r$  span a prism;
- (4)  $D_l$  and  $D_r$  span a prism.

See Figure 11 for an example of a thick hexagon (edges of the complete subgraphs  $U_l, U_r, D_l$  and  $D_r$  are not drawn in the picture). Note that if  $U_l, U_r, D_l$  and  $D_r$  are sets made of a single point, then  $\Gamma$  is a 6-cycle.

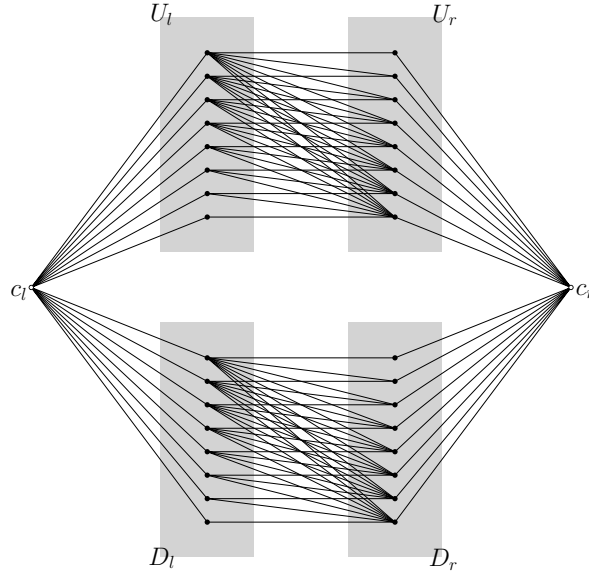


FIGURE 11. A thick hexagon.

**Lemma 4.4.** *Let  $\Gamma$  be a thick hexagon. Then  $\Gamma$  is 6-large.*

*Proof.* We use  $d$  to denote the combinatorial distance between vertices of  $\Gamma$ . Note that  $d(c_l, c_r) = 3$ . Let  $C$  be a simple 4-cycle or 5-cycle in  $\Gamma$ . We need to show that  $C$  has a diagonal. First note that it is impossible that both  $c_l$  and  $c_r$  are inside  $C$ , otherwise the length of  $C$  is  $\geq 6$  since it

contains two paths from  $c_l$  to  $c_r$ , each of which has length  $\geq 3$ . Since  $C$  is simple, we assume without loss of generality that the vertices of  $C$  are contained in  $c_l \cup U_l \cup U_r$ . If  $c_l \in C$ , then  $C$  has a diagonal since each pair of vertices in  $U_l$  are connected by an edge. So it remains to consider the case  $C \subset \text{Prism}(U_l, U_r)$ .

We assume in addition that there does not exist a pair of non-consecutive vertices in  $C$  such that they are both contained in  $U_l$  or  $U_r$ , otherwise  $C$  has a diagonal since each of  $U_l$  and  $U_r$  spans a complete subgraph. It follows from parity considerations that  $C$  has to be a 4-cycle. Let  $v_1, v_2, v_3, v_4$  be the consecutive vertices of  $C$  such that  $v_1, v_2 \in U_l$ , and  $v_3, v_4 \in U_r$ . If  $v_1 > v_2$  with respect to the linear order in the above discussion, then  $v_1 \sim v_3$ . If  $v_1 < v_2$ , then  $v_2 \sim v_4$ . Thus in each case  $C$  has a diagonal.  $\square$

**4.2. Link of a real vertex.** In this subsection we analyze links of real vertices of the complex  $X$  constructed in Definition 3.7. Since  $DA_n$  acts freely and transitively on the set of such vertices it is enough to describe the link of one of them. We pick the real vertex coinciding with the identity. Following our notation this is the vertex  $l \in \Pi$ . Otherwise, the same vertex can be described as:  $u_i^{-1}u_i \in u_i^{-1}\Pi$ ,  $d_i^{-1}d_i \in d_i^{-1}\Pi$ , or  $r^{-1}r \in r^{-1}\Pi$ . Let  $V$  be the set of vertices of  $X$  that are adjacent to  $l$ , and let  $\Gamma_V$  be the full subgraph of  $X^{(1)}$  spanned by  $V$ . Our goal in this subsection is the following.

**Proposition 4.5.** *The graph  $\Gamma_V$  is 6-large.*

The case  $n = 2$  is not hard, and we handle it in Remark 4.17 at the end of this subsection. In what follows we assume that  $n \geq 3$ .

Moreover, for reasons that will be explained in Section 5 we need to analyze distances in  $\Gamma_V$  between some particular vertices. The precise statement is in Lemma 4.16 below.

First, we describe vertices adjacent to  $l$  in various copies of  $\Pi$ . Observe that  $g^{-1}\Pi$  contains a vertex adjacent to  $l$  only for  $g \in \{l, r\} \cup \{d_i\}_{i=1}^{n-1} \cup \{u_i\}_{i=1}^{n-1}$ . We do not provide proofs of the following three lemmas since they are immediate consequences of the form of cells  $g^{-1}\Pi$  (see Figure 6).

**Lemma 4.6.**

- (1) *There are exactly three vertices in  $\Pi$  adjacent to  $l$ , which are  $u_1$ ,  $c_1$ , and  $d_1$  (see Figure 12).*
- (2) *There are exactly three vertices in  $r^{-1}\Pi$  adjacent to  $l$ , which are  $r^{-1}u_{n-1}$ ,  $r^{-1}c_{n-2}$ , and  $r^{-1}d_{n-1}$  (see Figure 12).*

**Lemma 4.7.**

- (1) *There are exactly three vertices in  $d_1^{-1}\Pi$  adjacent to  $l$ , which are  $d_1^{-1}l$ ,  $d_1^{-1}c_1$ , and  $d_1^{-1}u_2$  (see Figure 13 (1)).*
- (2) *Suppose that  $2 \leq i \leq n-2$ . Then there are exactly four vertices in  $d_i^{-1}\Pi$  adjacent to  $l$ , which are  $d_i^{-1}u_{i-1}$ ,  $d_i^{-1}c_{i-1}$ ,  $d_i^{-1}c_i$ , and  $d_i^{-1}u_{i+1}$  (see Figure 13 (2)).*

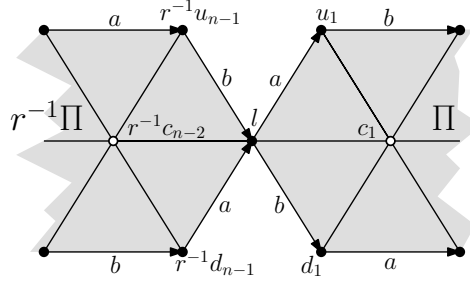


FIGURE 12. Lemma 4.6.

- (3) There are exactly three vertices in  $d_{n-1}^{-1}\Pi$  adjacent to  $l$ , which are  $d_{n-1}^{-1}r$ ,  $d_{n-1}^{-1}c_{n-2}$ , and  $d_{n-1}^{-1}u_{n-2}$  (see Figure 13 (3)).

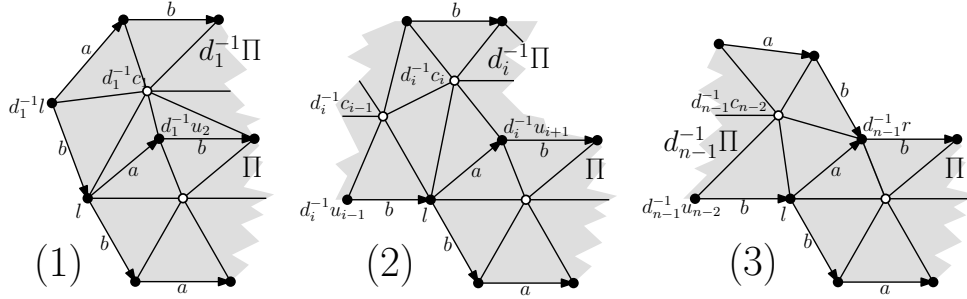


FIGURE 13. Lemma 4.7.

Similarly, Lemma 4.7 still holds with  $u$  and  $d$  interchanged. That is, we have the following.

**Lemma 4.8.**

- (1) There are exactly three vertices in  $u_1^{-1}\Pi$  adjacent to  $l$ , which are  $u_1^{-1}l$ ,  $u_1^{-1}c_1$ , and  $u_1^{-1}d_2$ .
- (2) Suppose that  $2 \leq i \leq n-2$ . Then there are exactly four vertices in  $u_i^{-1}\Pi$  adjacent to  $l$ , which are  $u_i^{-1}d_{i-1}$ ,  $u_i^{-1}c_{i-1}$ ,  $u_i^{-1}c_i$ , and  $u_i^{-1}d_{i+1}$ .
- (3) There are exactly three vertices in  $d_{n-1}^{-1}\Pi$  adjacent to  $l$ , which are  $u_{n-1}^{-1}r$ ,  $u_{n-1}^{-1}c_{n-2}$ , and  $u_{n-1}^{-1}d_{n-2}$ .

Let us make few other immediate observations.

**Lemma 4.9.** There are exactly four real vertices adjacent to  $l$ , which are  $d_1$ ,  $u_1$ ,  $r^{-1}d_{n-1}$ , and  $r^{-1}u_{n-1}$ . The following identifications hold:

- (1)  $u_1^{-1}l = r^{-1}d_{n-1}$ ,  $u_1^{-1}d_2 = d_1$ ,  $d_1^{-1}l = r^{-1}u_{n-1}$ , and  $d_1^{-1}u_2 = u_1$ .
- (2) Suppose that  $2 \leq i \leq n-2$ . Then  $d_i^{-1}u_{i-1} = r^{-1}u_{n-1}$ ,  $d_i^{-1}u_{i+1} = u_1$ ,  $u_i^{-1}d_{i-1} = r^{-1}d_{n-1}$ , and  $u_i^{-1}d_{i+1} = d_1$ .
- (3)  $u_{n-1}^{-1}r = d_1$ ,  $u_{n-1}^{-1}d_{n-2} = r^{-1}d_{n-1}$ ,  $d_{n-1}^{-1}r = u_1$ , and  $d_{n-1}^{-1}u_{n-2} = r^{-1}u_{n-1}$ .

We define the following mutually disjoint collections of vertices:

- $D_l = \{r^{-1}d_{n-1}\} \cup \{u_j^{-1}c_{j-1}\}_{j=2}^{n-1}$ ;
- $D_r = \{d_1\} \cup \{u_j^{-1}c_j\}_{j=1}^{n-2}$ ;
- $U_l = \{r^{-1}u_{n-1}\} \cup \{d_j^{-1}c_{j-1}\}_{j=2}^{n-1}$ ;
- $U_r = \{u_1\} \cup \{d_j^{-1}c_j\}_{j=1}^{n-2}$ .

By Lemma 4.6, Lemma 4.7, and Lemma 4.8,  $V = \{c_1, r^{-1}c_{n-2}\} \sqcup U_l \sqcup U_r \sqcup D_l \sqcup D_r$ . Then Proposition 4.5 is a consequence of the following result and Lemma 4.4.

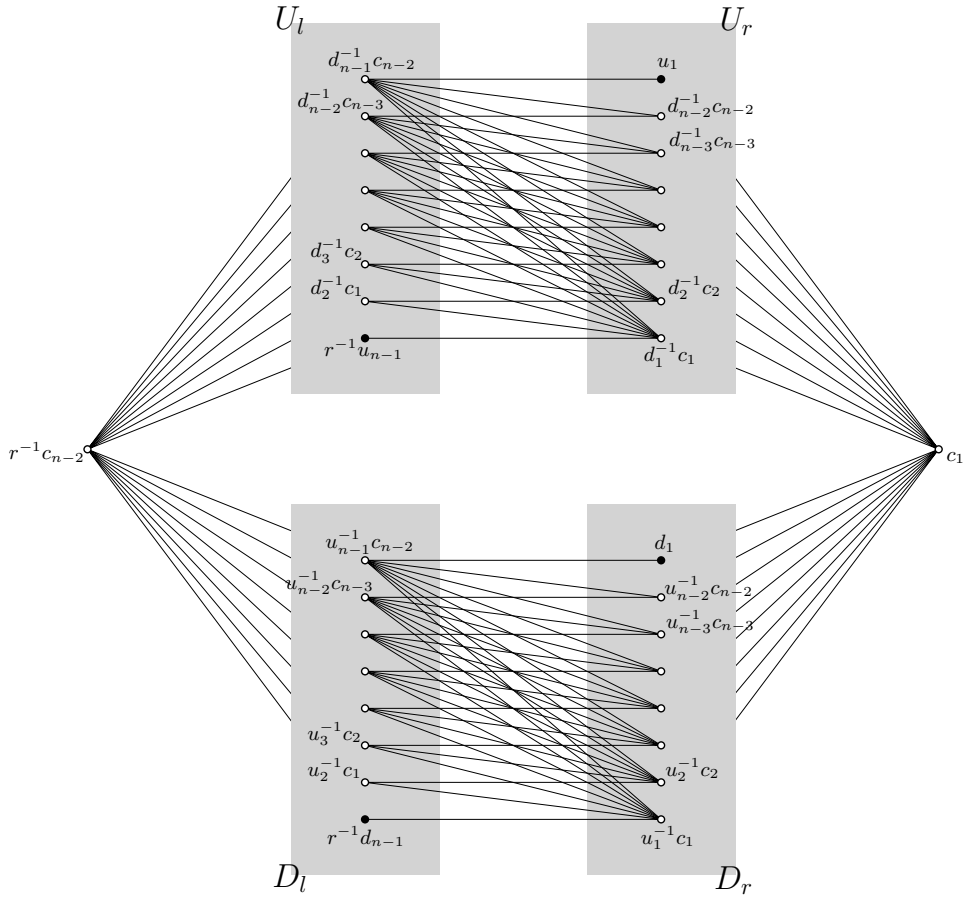


FIGURE 14. The structure of the link  $\Gamma_V$  of a real vertex, the case  $n = 9$ . (Edges in the complete graphs  $U_r, U_l, D_r$ , and  $D_l$  are not shown.)

**Proposition 4.10.** *With the above definition of  $U_l, U_r, D_l$  and  $D_r$ , the graph  $\Gamma_V$  satisfies each condition of Definition 4.3 with  $c_l$  replaced by  $r^{-1}c_{n-2}$  and  $c_r$  replaced by  $c_1$  (see Figure 14).*

To prove Proposition 4.10 we need a few preparatory lemmas. We will check each item in Definition 4.3.

**Lemma 4.11.**

- (1)  $c_1 \approx r^{-1}c_{n-2}$ , and  $c_1 \approx r^{-1}d_{n-1}, r^{-1}u_{n-1}$ , and  $r^{-1}c_{n-2} \approx u_1, d_1$ .
- (2)  $c_1 \sim d_1, u_1$ , and  $r^{-1}c_{n-2} \sim r^{-1}d_{n-1}, r^{-1}u_{n-1}$ .
- (3) For  $1 \leq j \leq n-2$ , we have  $c_1 \sim u_j^{-1}c_j, d_j^{-1}c_j$ , and  $c_1 \approx u_{j+1}^{-1}c_j, d_{j+1}^{-1}c_j$ .
- (4) For  $1 \leq j \leq n-2$ , we have  $r^{-1}c_{n-2} \sim u_{j+1}^{-1}c_j, d_{j+1}^{-1}c_j$ , and  $r^{-1}c_{n-2} \approx u_j^{-1}c_j, d_j^{-1}c_j$ .

Consequently, the collection of vertices in  $V$  that are adjacent to  $c_1$  (resp.  $r^{-1}c_{n-2}$ ) is  $U_r \sqcup D_r$  (resp.  $U_l \sqcup D_l$ ).

*Proof.* Observe that  $\Pi \cap r^{-1}\Pi = \{l\}$ , thus by Lemma 3.8, there is no edge between  $c_1$  and  $r^{-1}c_{n-2}$ . Furthermore, it follows that  $r^{-1}d_{n-1}, r^{-1}u_{n-1}$  are real vertices not belonging to  $\Pi$ , hence  $c_1 \approx r^{-1}d_{n-1}, r^{-1}u_{n-1}$ . Similarly,  $r^{-1}c_{n-2} \approx u_1, d_1$ . This shows (1). Edges in (2) are edges in cells  $\Pi$  and  $r^{-1}\Pi$ . Recall that the only vertices in  $u_j^{-1}\Pi$  adjacent to  $c_1 \in \Pi$  are  $u_j^{-1}c_j$ , and  $u_{j+1}^{-1}c_j$  (see Definition 3.7, as well as Figure 8 with all the  $i$ 's in the figure replaced by  $j$ ), and the only vertices in  $d_j^{-1}\Pi$  adjacent to  $c_1$  are  $d_j^{-1}c_j$ , and  $d_{j+1}^{-1}c_j$  (see Figure 9), hence (3). For (4) the argument is similar: the only vertices in  $u_j\Pi$  adjacent to  $c_{n-2}$  are  $u_jc_{n-2-j}$ , and  $u_{j+1}c_{n-2-j}$ , and the only vertices in  $d_j\Pi$  adjacent to  $c_{n-2}$  are  $d_jc_{n-2-j}$ , and  $d_{j+1}c_{n-2-j}$ . Thus (4) follows by using the translation invariance of Definition 3.7 and translating the information in the previous sentence by  $r^{-1}$ . Note that  $r^{-1}u_j$  is equal to  $u_{n-j}^{-1}$  (for  $(n-j)$  even) or  $d_{n-j}^{-1}$  (for  $(n-j)$  odd), and that  $r^{-1}d_j$  is equal to  $d_{n-j}^{-1}$  (for  $(n-j)$  even) or  $u_{n-j}^{-1}$  (for  $(n-j)$  odd).  $\square$

**Lemma 4.12.**

- (1) No two of the vertices  $d_1, r^{-1}d_{n-1}, u_1, r^{-1}u_{n-1}$  are adjacent.
- (2) For  $1 \leq j \leq n-2$ , we have  $u_1 \approx u_j^{-1}c_j, u_{j+1}^{-1}c_j$ , and  $r^{-1}u_{n-1} \approx u_j^{-1}c_j, u_{j+1}^{-1}c_j$ .
- (3) For  $1 \leq j \leq n-2$ , we have  $d_1 \approx d_j^{-1}c_j, d_{j+1}^{-1}c_j$ , and  $r^{-1}d_{n-1} \approx d_j^{-1}c_j, d_{j+1}^{-1}c_j$ .
- (4) For  $1 \leq j, k \leq n-2$ , we have  $u_j^{-1}c_j \approx d_k^{-1}c_k, d_{k+1}^{-1}c_k$ , and  $u_{j+1}^{-1}c_j \approx d_k^{-1}c_k, d_{k+1}^{-1}c_k$ .

Consequently, no vertex in  $U_l \cup U_r$  is adjacent to a vertex in  $D_l \cup D_r$ .

*Proof.* All the vertices in (1) are real, and there are no edges between them in  $X^\Delta$ . Therefore, (1) follows from the fact that passing from  $X^\Delta$  to  $X$  we do not add edges between real vertices. For (2), observe that  $u_1 \notin u_j^{-1}\Pi$  so that  $u_1 \approx u_j^{-1}c_j, u_{j+1}^{-1}c_j$ . By Lemma 4.9 (1), we have  $u_1^{-1}l = r^{-1}d_{n-1}$ . For  $j \geq 2$ , by Lemma 4.9 (2), we have  $u_j^{-1}d_{j-1} = r^{-1}d_{n-1}$ . Therefore, for  $1 \leq j \leq n-2$ , we have  $r^{-1}d_{n-1} \in u_j^{-1}\Pi$ . Since, by Corollary 3.4 (2), the

intersection of two cells is contained either in the upper half or in the lower half, we have that  $r^{-1}u_{n-1} \notin u_j^{-1}\Pi$ . (3) can be proven the same way as (2), interchanging  $u$  and  $d$ . For (4), observe that  $u_j^{-1}\Pi \cap \Pi$  is contained in the lower half of  $\partial\Pi$ , and  $d_j^{-1}\Pi \cap \Pi$  is contained in the upper half of  $\partial\Pi$ . Then Corollary 3.5 implies that  $d_j^{-1}\Pi \cap u_k^{-1}\Pi$  is at most one point, hence no internal vertices of the two cells are adjacent by Lemma 3.8 (1).  $\square$

**Lemma 4.13.** *Every two vertices in  $D_r$  are adjacent. The same is true for  $U_l, U_r$ , and  $D_l$ .*

*Proof.* We prove the statement for  $D_r$  and  $D_l$ . The other cases are proven similarly.

By Lemma 4.9(1), we have  $d_1 = u_1^{-1}d_2$ . Hence, by the form of the cell  $u_1^{-1}\Pi$  we have  $d_1 \sim u_1^{-1}c_1$  (see Figure 6). Similarly, by Lemma 4.9(2), we have  $d_1 = u_j^{-1}d_{j+1}$ , hence  $d_1 \sim u_j^{-1}c_j$ , for  $2 \leq j \leq n-2$ . By Lemma 3.9(1), we have that  $u_j^{-1}c_j \sim u_k^{-1}c_k$ , for  $1 \leq j < k \leq n-2$ . Therefore, every two vertices in  $D_r$  are adjacent.

By Lemma 4.9 (2)(3), we have  $r^{-1}d_{n-1} = u_j^{-1}d_{j-1}$ , for  $2 \leq j \leq n-1$ . Hence, by the form of the cell  $u_j^{-1}\Pi$  we have  $u_j^{-1}d_{j-1} \sim u_j^{-1}c_{j-1}$  (see Figure 6). By Lemma 3.9(1)(2), we have  $u_j^{-1}c_{j-1} \sim u_k^{-1}c_{k-1}$ , for  $2 \leq j < k \leq n-1$ . Therefore, every two vertices in  $D_l$  are adjacent.  $\square$

Now we show that  $D_l$  and  $D_r$  span a prism. This relies on the following lemmas.

**Lemma 4.14.** *The only vertex in  $D_l$  (resp.  $D_r$ ) adjacent to  $d_1$  (resp.  $r^{-1}d_{n-1}$ ) is  $u_{n-1}^{-1}c_{n-2}$  (resp.  $u_1^{-1}c_1$ ).*

*Proof.* By Lemma 4.12(1), we have  $d_1 \approx r^{-1}d_{n-1}$ . For  $2 \leq j \leq n-2$ , we have  $d_1 = u_j^{-1}d_{j+1}$  (by Lemma 4.9(2)), hence  $d_1 \approx u_j^{-1}c_{j-1}$ . Since  $d_1 = u_{n-1}^{-1}r$  (by Lemma 4.9(3)), we have  $d_1 \sim u_{n-2}^{-1}c_{n-2}$ . It follows that  $u_{n-2}^{-1}c_{n-2}$  is the only vertex in  $D_l$  adjacent to  $d_1$ . The statement about  $r^{-1}d_{n-1}$  and  $D_r$  has an analogous proof.  $\square$

**Lemma 4.15.** *Let  $1 \leq j, k \leq n-2$ . Then  $u_j^{-1}c_j \sim u_{k+1}^{-1}c_k$  iff  $j \leq k+1$ .*

*Proof.* If  $j = k+1$  then  $u_j^{-1}c_j \sim u_{k+1}^{-1}c_k$  since  $c_{j-1} \sim c_j$  in  $\Pi$ . If  $j < k+1$  and  $k+1 \leq n-2$  then  $u_j^{-1}c_j \sim u_{k+1}^{-1}c_k$ , by Lemma 3.9 (1). If  $j < k+1$  and  $k+1 = n-1$  then  $u_j^{-1}c_j \sim u_{k+1}^{-1}c_k$ , by Lemma 3.9 (2). If  $j > k+1$  then  $u_j^{-1}c_j \not\sim u_{k+1}^{-1}c_k$ , by Lemma 3.9 (1).  $\square$

*Proof of Proposition 4.10.* By Lemma 4.13, graphs spanned by, respectively,  $U_r, U_l, D_r$ , and  $D_l$  are complete, hence the condition (3) in Definition 4.3 is satisfied for  $\Gamma_V$ . Now, we prove that the condition (4) from Definition 4.3 holds, that is,  $D_r$  and  $D_l$  span a prism. Clearly, the cardinalities of the two sets are equal to  $n-1$ . We have to order appropriately (see Definition 4.1

(3)) vertices of  $D_r$  as  $\{w_1, \dots, w_{n-1}\}$ . We set  $w_{n-1} = d_1$ , and  $w_j = u_j^{-1}c_j$ , for  $1 \leq j \leq n-2$ . Define  $W'_1 := U_l$ , and  $W'_j := \{u_k^{-1}c_{k-1}\}_{k=2}^j$ , for  $2 \leq j \leq n-1$ . Then, by Lemma 4.14 and Lemma 4.15, the set  $W'_j$  is exactly the collection of vertices in  $D_l$  that are adjacent to  $w_j$ . It follows that  $D_r \cup D_l$  spans a prism  $\text{Prism}(D_l, D_r)$ . Analogously one proves that  $U_r \cup U_l$  spans a prism  $\text{Prism}(U_l, U_r)$ , hence the condition (5) from Definition 4.3 holds. The properties (1) and (2) from the same definition hold by, respectively, Lemma 4.11 and Lemma 4.12.  $\square$

Now we record several observations which will be used later in Section 5 when we glue the complexes for dihedral Artin groups together.

**Lemma 4.16.** *We have*

$$\begin{aligned} d_{\Gamma_V}(r^{-1}u_{n-1}, r^{-1}d_{n-1}) &= d_{\Gamma_V}(u_1, d_1) = \\ d_{\Gamma_V}(r^{-1}u_{n-1}, u_1) &= d_{\Gamma_V}(r^{-1}u_{n-1}, d_1) = 2, \end{aligned}$$

and

$$d_{\Gamma_V}(r^{-1}d_{n-1}, u_1) = d_{\Gamma_V}(r^{-1}u_{n-1}, d_1) = 3.$$

*Proof.* The first statement follows by Lemma 4.11 (2) and Lemma 4.12 (1). It is clear that  $d_{\Gamma_V}(r^{-1}d_{n-1}, u_1), d_{\Gamma_V}(r^{-1}u_{n-1}, d_1) \leq 3$ . By Lemma 4.12 (1), we have  $d_{\Gamma_V}(r^{-1}d_{n-1}, u_1) \geq 2$ , and  $d_{\Gamma_V}(r^{-1}u_{n-1}, d_1) \geq 2$ . If we had  $d_{\Gamma_V}(r^{-1}d_{n-1}, u_1) = 2$  then there would exist a vertex adjacent to both  $r^{-1}d_{n-1}$ , and  $u_1$ . This would contradict Proposition 4.10. Similarly one shows that  $d_{\Gamma_V}(r^{-1}u_{n-1}, d_1) = 3$ .  $\square$

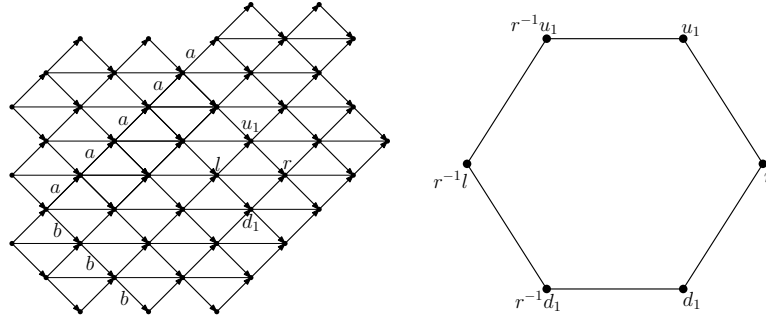


FIGURE 15. The complex  $X$  in the case  $n = 2$  (a fragment on the left), and the link of its vertex (right).

*Remark 4.17.* The group  $DA_2$  is isomorphic to  $\mathbb{Z}^2$ . To obtain the complex  $X$  we add the diagonal  $\bar{l}$  in every precell being the square (we do not add interior vertices  $c_i$ ). As a result,  $X$  is isomorphic to the equilateral triangulation of the Euclidean plane, and links of vertices are 6-cycles; see Figure 15. Note that it is a special case of a thick hexagon (see Definition 4.3), where all  $U_l, U_r, D_l$ , and  $D_r$  reduce to single vertices, and hence the prisms  $\text{Prism}(U_l, U_r)$  etc. reduce to edges.

Let  $X^*$  be as in Section 3.1 with its edges labeled by the two generators  $a$  and  $b$  of  $DA_n$ . Recall that  $\Gamma_V$  is the link of the identity vertex  $l$  in  $X^{(1)}$ , and the real vertices of  $X^{(1)}$  comes from the vertices of  $X^*$ . Thus there are exactly four real vertices in  $\Gamma_V$ , two of them arise from incoming and outgoing  $a$ -edges at  $l$ , which we denoted by  $a^+$  and  $a^-$ ; and two of them arise from incoming and outgoing  $b$ -edges at  $l$ , which we denoted by  $b^+$  and  $b^-$ . On the other hand, by Lemma 4.9, the four real vertices in  $\Gamma_V$  are described as  $d_1, u_1, r^{-1}d_{n-1}$  and  $r^{-1}u_{n-1}$ . One readily verifies the identification  $u_1 = a^-$ ,  $d_1 = b^-$ ,  $r^{-1}u_{n-1} = b^+$  and  $r^{-1}d_{n-1} = a^+$  (see Figure 7 (C)). Thus we have the following result, where the first item follows from Lemma 4.16 and the second item follows from Remark 4.17

**Lemma 4.18.**

- (1) If  $n \geq 3$ , then  $d_{\Gamma_V}(a^+, b^+) = d_{\Gamma_V}(a^+, b^-) = d_{\Gamma_V}(a^-, b^+) = d_{\Gamma_V}(a^-, b^-) = 2$  and  $d_{\Gamma_V}(a^+, a^-) = d_{\Gamma_V}(b^+, b^-) = 3$ ;
- (2) if  $n = 2$ , then  $d_{\Gamma_V}(a^+, b^+) = d_{\Gamma_V}(a^-, b^-) = 2$ ,  $d_{\Gamma_V}(a^+, b^-) = d_{\Gamma_V}(a^-, b^+) = 1$  and  $d_{\Gamma_V}(a^+, a^-) = d_{\Gamma_V}(b^+, b^-) = 3$ .

**4.3. Link of an interior vertex.** Pick an interior vertex  $c_i \in \Pi$  and we will fix  $c_i$  for the rest of this subsection. Let  $V$  be the set of vertices of  $X$  that are adjacent to  $c_i$ , and let  $\Gamma_V$  be the full subgraph of  $X^{(1)}$  spanned by  $V$ . Our goal in this subsection is the following.

**Proposition 4.19.** *The graph  $\Gamma_V$  is 6-large.*

First we characterize elements of  $V$ . They fall into two disjoint classes:

- A vertices in  $\Pi$  that are adjacent to  $c_i$ ;
- B vertices outside  $\Pi$  that are adjacent to  $c_i$ , they must be interior vertices of some cells other than  $\Pi$ .

Class A consists of six vertices around  $c_i$ . There are two cases.

- (1) The number  $i$  is odd. Then  $c_i$  is connected to  $u_i$  and  $d_{i+1}$  in the upper half of  $\partial\Pi$ , and  $d_i$  and  $u_{i+1}$  in the lower half of  $\partial\Pi$ . In such case  $c_i$  is facing a  $b$ -edge in the upper half and an  $a$ -edge in the lower half. Moreover,  $c_i$  is connected to  $c_{i-1}$  or  $l$  (when  $i = 1$ ) on the left, and  $c_{i+1}$  or  $r$  (when  $i = n - 2$ ) on the right.
- (2) The number  $i$  is even. Then  $c_i$  is connected to  $d_i$  and  $u_{i+1}$  in the upper half of  $\partial\Pi$ , and  $u_i$  and  $d_{i+1}$  in the lower half of  $\partial\Pi$ . In such case  $c_i$  is facing an  $a$ -edge in the upper half and a  $b$ -edge in the lower half. Moreover,  $c_i$  is connected to  $c_{i-1}$  on the left, and  $c_{i+1}$  or  $r$  (when  $i = n - 2$ ) on the right.

Now we assume that  $i$  is odd. The case of even  $i$  is similar. Next we study vertices of class B. Let  $w\Pi$  be a cell such that it contains interior vertices that are adjacent to  $c_i$ . By Lemma 3.8 (1),  $w\Pi \cap \Pi$  is a path of length  $\geq 2$  such that it contains either  $u_i d_{i+1}$  or  $\overline{d_i u_{i+1}}$ . There are two cases.

- (1) If  $\overline{u_i d_{i+1}} \subset w\Pi \cap \Pi$ , then  $w\Pi \cap \Pi$  contains vertex  $u_i$  and the  $b$ -edge emanating from  $u_i$ , therefore  $w^{-1}u_i$  must be a vertex  $u_j$  for some



- $j \neq i$  or  $w^{-1}u_i = l$ . Then  $w = u_i u_j^{-1}$  for  $0 \leq j \leq n-1$  and  $j \neq i$  (we set  $u_0 = l$ ). We define  $p_j = u_i u_j^{-1}$ .
- (2) If  $\overline{d_i u_{i+1}} \subset w\Pi \cap \Pi$ , then similar to the previous case, we deduce that  $w = d_i d_j^{-1}$  for  $0 \leq j \leq n-1$  and  $j \neq i$  (set  $d_0 = l$ ). We define  $q_j = d_i d_j^{-1}$ .

**Lemma 4.20.** *For a fixed  $c_i$ , the following hold.*

- (1) *There is only one vertex in  $p_0\Pi$  adjacent to  $c_i$ , which is  $p_0 c_1$ .*
- (2) *Suppose  $1 \leq j < i \leq n-2$ . Then there are exactly two vertices in  $p_j\Pi$  adjacent to  $c_i$ , which are  $p_j c_j$  and  $p_j c_{j+1}$ .*
- (3) *Suppose  $1 \leq i < j \leq n-2$ . Then there are exactly two vertices in  $p_j\Pi$  adjacent to  $c_i$ , which are  $p_j c_{j-1}$  and  $p_j c_j$ .*
- (4) *There is only one vertex in  $p_{n-1}\Pi$  adjacent to  $c_i$ , which is  $p_{n-1} c_{n-2}$ .*

*Proof.* Recall that the only vertex in  $\Pi$  adjacent to  $u_i^{-1}c_i \in u_i^{-1}\Pi$  is  $c_1$ . Thus (1) follows by applying the action of  $u_i$ . For (2), we apply Lemma 3.9 (1) with  $i$  and  $j$  interchanged to deduce that  $u_i^{-1}c_i$  is adjacent to  $u_j^{-1}c_j$  and  $u_j^{-1}c_{j+1}$ . Then (2) follows by applying the action of  $u_i$  (recall that  $p_j = u_i u_j^{-1}$ ). Assertion (3) follows from Lemma 3.9 (1) in a similar way, and (4) follows from Lemma 3.9 (2).  $\square$

The following lemma can be proved in a similar way to Lemma 4.20, using Lemma 3.9 (3) and (4).

**Lemma 4.21.** *Lemma 4.20 still holds with  $p$  replaced by  $q$ .*

We define the following mutually disjoint collections of vertices:

- $U_l = \{u_i\} \cup \{p_j c_j\}_{j=1}^{i-1} \cup \{p_j c_{j-1}\}_{j=i+1}^{n-1}$ ;
- $U_r = \{d_{i+1}\} \cup \{p_j c_{j+1}\}_{j=0}^{i-1} \cup \{p_j c_j\}_{j=i+1}^{n-2}$ ;
- $D_l = \{d_i\} \cup \{q_j c_j\}_{j=1}^{i-1} \cup \{q_j c_{j-1}\}_{j=i+1}^{n-1}$ ;
- $D_r = \{u_{i+1}\} \cup \{q_j c_{j+1}\}_{j=0}^{i-1} \cup \{q_j c_j\}_{j=i+1}^{n-2}$ ;

By Lemma 4.20 and Lemma 4.21,  $V = \{c_{i-1}, c_{i+1}\} \cup U_l \cup U_r \cup D_l \cup D_r$  (when  $i = 1$ , let  $c_{i-1} = l$ , when  $i = n-2$ , let  $c_{i+1} = r$ ). Then Proposition 4.19 is a consequence of the following result and Lemma 4.4.

**Proposition 4.22.** *With the above definition of  $U_l, U_r, D_l$  and  $D_r$ , the graph  $\Gamma_V$  satisfies each condition of Definition 4.3 with  $c_l$  replaced by  $c_{i-1}$  and  $c_r$  replaced by  $c_{i+1}$ .*

The rest of this section is devoted to the proof of Proposition 4.22.

**Lemma 4.23.** *Set  $c_{n-1} = r$  and  $c_0 = l$ .*

- (1) *We have  $c_{i-1} \approx p_0 c_1$  and  $c_{i+1} \sim p_0 c_1$ .*
- (2) *For  $1 \leq j < i \leq n-2$ ,  $c_{i-1} \sim p_j c_j$ ,  $c_{i-1} \approx p_j c_{j+1}$ ,  $c_{i+1} \approx p_j c_j$ , and  $c_{i+1} \sim p_j c_{j+1}$ .*
- (3) *For  $1 \leq i < j \leq n-2$ ,  $c_{i-1} \sim p_j c_{j-1}$ ,  $c_{i-1} \approx p_j c_j$ ,  $c_{i+1} \approx p_j c_{j-1}$ , and  $c_{i+1} \sim p_j c_j$ .*

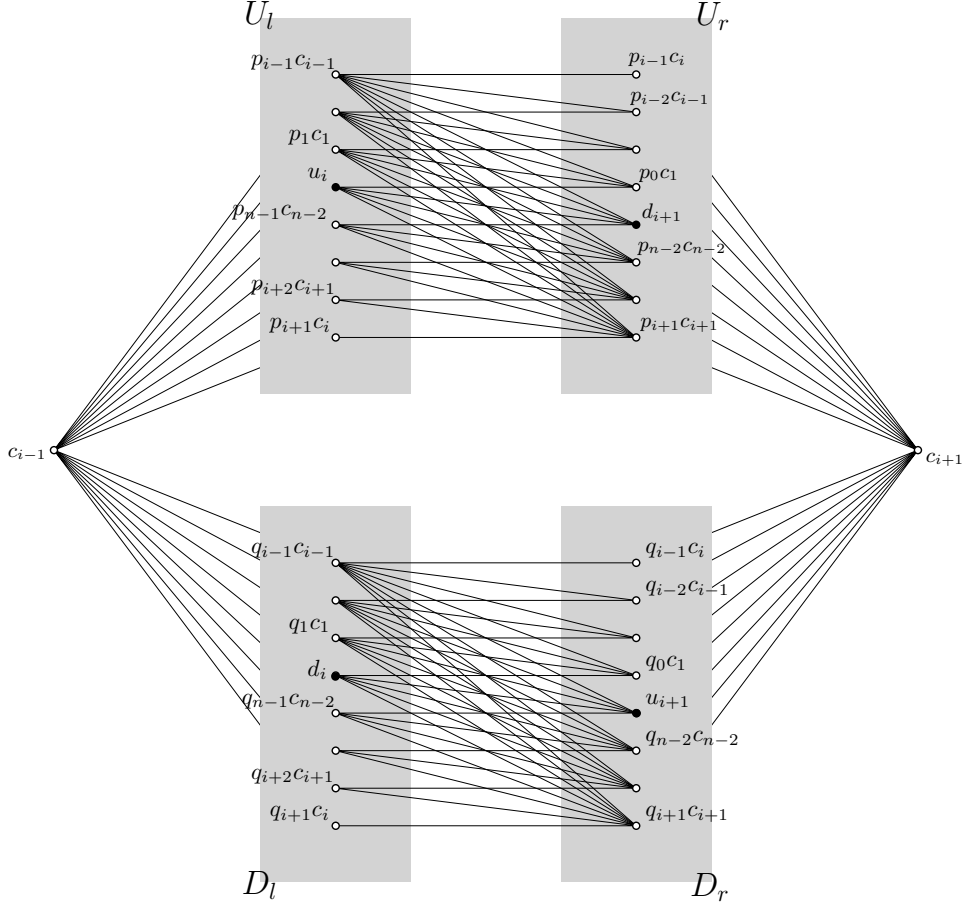


FIGURE 16. The structure of the link  $\Gamma_V$  of the interior vertex  $c_i$ , the case  $n = 9$ . (Edges in the complete graphs  $U_r, U_l, D_r$ , and  $D_l$  are not shown.)

(4) We have  $c_{i-1} \sim p_{n-1}c_{n-2}$  and  $c_{i+1} \approx p_{n-1}c_{n-2}$ .

Moreover, all the statements still hold with  $p$  replaced by  $q$ . As a consequence, the collection of vertices in  $V$  that are adjacent to  $c_{i-1}$  (resp.  $c_{i+1}$ ) is  $U_l \cup D_l$  (resp.  $U_r \cup D_r$ ).

*Proof.* For (1), it follows from the fact that the zigzag pattern between  $u_i^{-1}\Pi$  and  $\Pi$  is as in Figure 8 that  $c_1 \sim u_i^{-1}c_{i+1}$  and  $c_1 \approx u_i^{-1}c_{i-1}$ . Then (1) follows by applying the action of  $u_i$ . Now we prove (2). If  $i < n - 2$ , then we apply Lemma 3.9 (1) with  $i$  and  $j$  interchanged to deduce that  $u_i^{-1}c_i \sim u_j^{-1}c_j$  and  $u_i^{-1}c_i \sim u_j^{-1}c_{j+1}$ . By the zigzag pattern (see Definition 3.7 and Figure 17 left), we know  $u_i^{-1}c_{i-1} \sim u_j^{-1}c_j$ ,  $u_i^{-1}c_{i-1} \approx u_j^{-1}c_{j+1}$ ,  $u_i^{-1}c_{i+1} \approx u_j^{-1}c_j$  and  $u_i^{-1}c_{i+1} \sim u_j^{-1}c_{j+1}$ . Thus (2) follows by applying the action of  $u_i$ . If  $i = n - 2$ , then  $u_j u_{n-2}^{-1}r = u_{j+2}$ . Thus  $u_{n-2}^{-1}r = u_j^{-1}u_{j+2}$  is connected

to  $u_j^{-1}c_{j+1}$ . Then we have a similar zigzag pattern as in Figure 17 right. Assertion (3) is similar to (2) (since  $i < j$ , we have a zigzag pattern as in Figure 18), and (4) follows from Lemma 3.9 (2).  $\square$

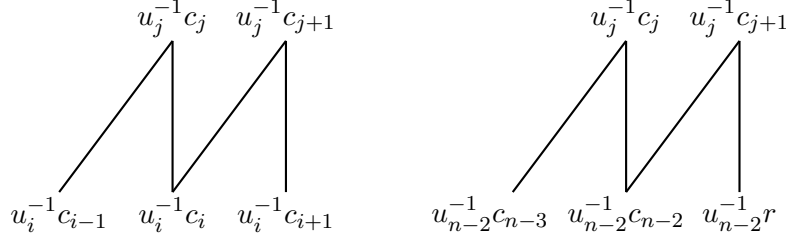


FIGURE 17.

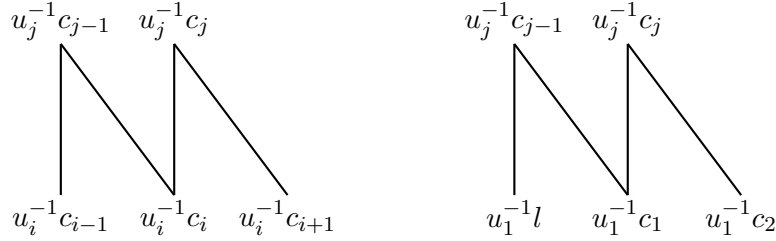


FIGURE 18.

**Lemma 4.24.** *Let  $v \in U_l \cup U_r$  and  $v' \in D_l \cup D_r$ . Then  $v$  and  $v'$  are not adjacent.*

*Proof.* We first look at the case when  $v$  and  $v'$  are interior vertices. Suppose  $v \in w\Pi$  and  $v' \in w'\Pi$ . Recall that  $\overline{u_i d_{i+1}} \subset w\Pi$  and  $\overline{d_i u_{i+1}} \subset w'\Pi$ . Thus  $w\Pi \cap \Pi$  (resp.  $w'\Pi \cap \Pi$ ) is contained in the upper (resp. lower) half of  $\partial\Pi$  by Corollary 3.4 (2). Then Corollary 3.5 implies  $w\Pi \cap w'\Pi$  is at most one point, thus  $v$  and  $v'$  are not adjacent.

The case where neither of  $v$  and  $v'$  is interior is clear. It remains to consider the case when only one of  $v$  and  $v'$ , say  $v'$ , is interior. Each real vertex adjacent to  $v'$  is inside  $\partial(w'\Pi)$ . However,  $w'\Pi \cap \Pi$  is contained in the lower half of  $\partial\Pi$ , thus  $v$  and  $v'$  are not adjacent.  $\square$

**Lemma 4.25.** *Every two vertices in  $U_l$  are connected by an edge. The same is true for  $U_r, D_l$  and  $D_r$ .*

*Proof.* We only prove  $U_l$  spans a complete subgraph, and  $U_r$  spans a complete subgraph. The cases for  $D_l$  and  $D_r$  are similar. First we prove  $u_i$  is connected to other vertices in  $U_l$ . Note that  $p_j u_j = u_i$ . However,  $u_j \sim c_{j-1}$

and  $u_j \sim c_j$ . By applying the action of  $p_j$  and using the invariance in Definition 3.7, we have  $u_i = p_j u_j \sim p_j c_{j-1}$  and  $u_i = p_j u_j \sim p_j c_j$ . Similarly, by using  $p_j d_{j+1} = d_{i+1}$  and applying the action of  $p_j$  to  $d_{j+1} \sim c_j$  and  $d_{j+1} \sim c_{j+1}$ , we know that  $d_{i+1}$  is connected to other vertices in  $U_r$ .

By Lemma 3.9 (1),  $u_j^{-1} c_j \sim u_{j'}^{-1} c_{j'}$  for  $1 \leq j, j' \leq n-2$ . By applying the action of  $u_i$ , each of  $\{p_j c_j\}_{j=1}^{i-1}$  and  $\{p_j c_j\}_{j=i+1}^{n-2}$  spans a complete subgraph. Moreover, we deduce from Lemma 3.9 (1) together with the zigzag pattern (cf. Definition 3.7) between  $u_j^{-1} \Pi$  and  $u_{j'}^{-1} \Pi$  (see Figure 17 and Figure 18) that  $u_j^{-1} c_{j-1} \sim u_{j'}^{-1} c_{j'-1}$  for  $2 \leq j, j' \leq n-2$  and  $u_j^{-1} c_{j+1} \sim u_{j'}^{-1} c_{j'+1}$  for  $1 \leq j, j' \leq n-3$ . By Lemma 3.9 (2), we know actually  $u_j^{-1} c_{j-1} \sim u_{j'}^{-1} c_{j'-1}$  for  $2 \leq j, j' \leq n-1$ . By Definition 3.7 (see Figure 8),  $c_1 \sim u_{j'}^{-1} c_{j'+1}$  for  $1 \leq j' \leq n-3$ . Applying the action of  $u_i$ , each of  $\{p_j c_{j-1}\}_{j=i+1}^{n-1}$  and  $\{p_j c_{j+1}\}_{j=0}^{i-1}$  spans a complete subgraph.

By Lemma 3.9 (1) and (2),  $u_j^{-1} c_j \sim u_{j'}^{-1} c_{j'-1}$  for  $1 \leq j < j' \leq n-1$  and  $u_j^{-1} c_{j+1} \sim u_{j'}^{-1} c_{j'}$  for  $1 \leq j < j' \leq n-2$ . Moreover,  $c_1 \sim u_{j'}^{-1} c_{j'}$  for  $1 \leq j' \leq n-2$  (see Figure 8). By applying the action of  $u_i$ , we know that a vertex from  $\{p_j c_j\}_{j=1}^{i-1}$  (resp.  $\{p_j c_{j+1}\}_{j=0}^{i-1}$ ) and a vertex from  $\{p_j c_{j-1}\}_{j=i+1}^{n-1}$  (resp.  $\{p_j c_j\}_{j=i+1}^{n-2}$ ) are adjacent. Now it follows that each of  $U_l$  and  $U_r$  spans a complete subgraph.  $\square$

Now we show  $U_l$  and  $U_r$  span a prism. This relies on the following four lemmas.

**Lemma 4.26.** *Suppose  $i < j \leq n-2$ . Then a vertex  $v \in U_l$  is adjacent to  $p_j c_j$  if and only if  $v \in \{u_i\} \cup \{p_k c_k\}_{k=1}^{i-1} \cup \{p_k c_{k-1}\}_{k=j}^{n-1}$ .*

*Proof.* Note that  $p_j u_j = u_i$ . Since  $c_j \sim u_j$ ,  $u_i = p_j u_j \sim p_j c_j$ . Suppose  $1 \leq k \leq i-1$ . Thus  $1 \leq k < j \leq n-2$ . By Lemma 3.9 (1),  $u_k^{-1} c_k \sim u_j^{-1} c_j$ , thus  $p_k c_k \sim p_j c_j$ . Suppose  $i+1 \leq k < j$ . Then  $u_k^{-1} c_{k-1} \sim u_j^{-1} c_j$  by Lemma 3.9 (1), thus  $p_k c_{k-1} \sim p_j c_j$ . It is clear that  $p_j c_{j-1} \sim p_j c_j$ . Suppose  $j < k \leq n-1$ . Then  $u_j^{-1} c_j \sim u_k^{-1} c_{k-1}$  by Lemma 3.9 (1) and (2), hence  $p_j c_j \sim p_k c_{k-1}$ .  $\square$

**Lemma 4.27.** *A vertex  $v \in U_l$  is adjacent to  $d_{i+1} \in U_r$  if and only if  $v \in \{u_i\} \cup \{p_k c_k\}_{k=1}^{i-1} \cup \{p_{n-1} c_{n-2}\}$ .*

*Proof.* It is clear that  $u_i \sim d_{i+1}$ . Since  $u_i = p_k u_k$ ,  $d_{i+1} = p_k d_{k+1}$ . Suppose  $1 \leq k \leq n-2$ . Since  $d_{k+1} \sim c_k$  and  $d_{k+1} \sim c_{k-1}$ ,  $d_{i+1} = p_k d_{k+1} \sim p_k c_k$  and  $d_{i+1} \sim p_k c_{k-1}$ . Suppose  $k = n-1$ . Then  $d_{i+1} = p_{n-1} r$ . Since  $r \sim c_{n-2}$ ,  $p_{n-1} c_{n-2} \sim p_{n-1} r = d_{i+1}$ .  $\square$

**Lemma 4.28.** *A vertex  $v \in U_l$  is adjacent to  $p_0 c_1 \in U_r$  if and only if  $v \in \{u_i\} \cup \{p_k c_k\}_{k=1}^{i-1}$ .*

*Proof.* Recall that  $p_0 = u_i$ . Since  $c_1 \sim l$ ,  $p_0 c_1 \sim u_i l = u_i$ . Suppose  $1 \leq k \leq n-2$ . Then  $c_1 \sim u_k^{-1} c_k$ , and  $c_1 \sim u_k^{-1} c_{k-1}$  when  $k > 1$ . By applying

the action of  $p_0 = u_i$ ,  $p_0 c_1$  is adjacent to each vertex in  $\{p_k c_k\}_{k=1}^{i-1}$  when  $\{p_k c_k\}_{k=1}^{i-1}$  is nonempty, and  $p_0 c_1$  is adjacent to none of  $\{p_k c_{k-1}\}_{k=i+1}^{n-2}$ . When  $k = n-1$ ,  $\Pi$  and  $u_{n-1}^{-1} \Pi$  only intersect along one edge, then  $p_0 \Pi$  and  $p_{n-1} \Pi$  do as well. Thus interior vertices of  $p_0 \Pi$  and interior vertices of  $p_{n-1} \Pi$  are not adjacent, in particular  $p_0 c_1 \not\sim p_{n-1} c_{n-2}$ .  $\square$

**Lemma 4.29.** *Suppose  $1 \leq j \leq i-1$ . A vertex  $v \in U_l$  is adjacent to  $p_j c_{j+1} \in U_r$  if and only if  $v \in \{p_k c_k\}_{k=j}^{i-1}$ .*

*Proof.* Since  $c_{j+1} \sim u_j$ , we have  $u_j^{-1} c_{j+1} \sim u_j^{-1} u_j = l$ . Hence  $p_j c_{j+1} \sim u_i l = u_i$ . Suppose  $1 \leq k < j$ . Then  $u_k^{-1} c_k \sim u_j^{-1} c_{j+1}$  by Lemma 3.9 (1). Thus  $p_k c_k \sim p_j c_{j+1}$ . Suppose  $k = j$ . Then it is clear that  $p_j c_j \sim p_j c_{j+1}$ . Suppose  $j < k \leq n-2$ . Then  $u_k^{-1} c_k \sim u_j^{-1} c_{j+1}$  and  $u_k^{-1} c_{k-1} \sim u_j^{-1} c_{j+1}$  by Lemma 3.9 (1). Thus  $p_k c_k \sim p_j c_{j+1}$  and  $p_k c_{k-1} \sim p_j c_{j+1}$ . It follows that  $p_j c_{j+1}$  is adjacent to each of  $\{p_k c_k\}_{k=j+1}^{i-1}$  and is adjacent to none of  $\{p_k c_{k-1}\}_{k=i+1}^{n-2}$ . Suppose  $k = n-1$ . By Lemma 3.9 (2),  $u_{n-1}^{-1} c_{n-2} \sim u_j^{-1} c_j$  and  $u_{n-1}^{-1} c_{n-2} \sim u_j^{-1} c_{j-1}$ . Thus  $u_{n-1}^{-1} c_{n-2} \sim u_j^{-1} c_{j+1}$  and  $p_{n-1} c_{n-2} \sim p_j c_{j+1}$ .  $\square$

It follows from Lemma 4.26, Lemma 4.27, Lemma 4.28 and Lemma 4.29 that  $U_l$  and  $U_r$  span a prism with the linear order on  $U_r$  given by  $p_{i+1} c_{i+1} > \dots > p_{n-2} c_{n-2} > d_{i+1} > p_0 c_1 > \dots > p_{i-1} c_i$ . Similarly, we can prove  $D_l$  and  $D_r$  span a prism. Thus all the conditions in Definition 4.3 are satisfied and we have finished the proof of Proposition 4.22.

## 5. THE COMPLEXES FOR ARTIN GROUPS OF ALMOST LARGE TYPE

Let  $A_\Gamma$  be an Artin group with defining graph  $\Gamma$ . Let  $\Gamma' \subset \Gamma$  be a full subgraph with induced edge labeling and let  $A_{\Gamma'}$  be the Artin group with defining graph  $\Gamma'$ . The following is proved in [vdL83].

**Theorem 5.1.** *Let  $\Gamma_1$  and  $\Gamma_2$  be full subgraphs of  $\Gamma$  with the induced edge labelings. Then*

- (1) *the natural homomorphism  $A_{\Gamma_1} \rightarrow A_\Gamma$  is injective;*
- (2)  $A_{\Gamma_1} \cap A_{\Gamma_2} = A_{\Gamma_1 \cap \Gamma_2}$ .

Subgroups of  $A_\Gamma$  of the form  $A_{\Gamma'}$  are called *standard subgroups*.

Let  $P_\Gamma$  be the standard presentation complex of  $A_\Gamma$ , and let  $X_\Gamma^*$  be the universal cover of  $P_\Gamma$ . We orient each edge in  $P_\Gamma$  and label each edge in  $P_\Gamma$  by a generator of  $A_\Gamma$ . Thus edges of  $X_\Gamma^*$  have induced orientation and labeling. There is a natural embedding  $P_{\Gamma'} \hookrightarrow P_\Gamma$ . Since  $A_{\Gamma'} \rightarrow A_\Gamma$  is injective,  $P_{\Gamma'} \hookrightarrow P_\Gamma$  lifts to various embeddings  $X_{\Gamma'}^* \rightarrow X_\Gamma^*$ . Subcomplexes of  $X_\Gamma^*$  arising in such way are called *standard subcomplexes*. The subgraph  $\Gamma'$  is the *defining graph* of this standard subcomplex.

Now we assume  $A_\Gamma$  is of almost large type. Recall that it means that in the defining graph  $\Gamma$  there is no triangle with an edge labeled by two and no square with three edges labeled by two. A *block* of  $X_\Gamma^*$  is a standard subcomplex which comes from an edge in  $\Gamma$ . This edge is called the *defining*

edge of the block. The block is *large* (resp. *small*) if its defining edge is labeled by an integer  $\geq 3$  (resp.  $= 2$ ).

The following is a direct consequence of Theorem 5.1.

**Corollary 5.2.** *Let  $B_1$  and  $B_2$  be blocks of  $X_\Gamma^*$  with defining edges  $e_1$  and  $e_2$ , respectively. Suppose  $x$  is a vertex in  $B_1 \cap B_2$ . Let  $E$  be the standard subcomplex of  $X_\Gamma^*$  containing  $x$  with defining graph  $e_1 \cap e_2$  (note that  $E = \{x\}$  when  $e_1 \cap e_2 = \emptyset$ ). Then  $B_1^{(0)} \cap B_2^{(0)} = E^{(0)}$ .*

We define precells of  $X_\Gamma^*$  as in Section 3.1, and subdivide each precell as in Figure 6 to obtain a simplicial complex  $X_\Gamma^\Delta$ . Interior vertices and real vertices of  $X_\Gamma^\Delta$  are defined in a similar way.

**Definition 5.3** (Constructing  $X_\Gamma$ ). Within each block of  $X_\Gamma^\Delta$ , we add edges between interior vertices as in Definition 3.7. Since each element of  $A_\Gamma$  maps one block to another block with the same defining edge, and the stabilizer of each block is a conjugate of a standard subgroup of  $A_\Gamma$ , one readily verifies that the newly added edges are compatible with the action of deck transformations  $A_\Gamma \curvearrowright X_\Gamma^\Delta$ . Let  $X_\Gamma'$  be the complex obtained by adding all the new edges, and let  $X_\Gamma$  be the flag completion of  $X_\Gamma'$ . The action  $A_\Gamma \curvearrowright X_\Gamma^\Delta$  extends to a simplicial action  $A_\Gamma \curvearrowright X_\Gamma$ , which is proper and cocompact. A *block* in  $X_\Gamma$  is defined to be the full subcomplex spanned by vertices in a block of  $X_\Gamma^\Delta$ .

**Lemma 5.4.** *If two cells are in different blocks of  $X_\Gamma^\Delta$ , then their intersection is at most one edge.*

*Proof.* Let  $B_1$  and  $B_2$  be two different blocks in  $X_\Gamma^*$  and let  $C_i \subset B_i$  be precells for  $i = 1, 2$ . It suffices to show  $C_1 \cap C_2$  is connected. By considering the quotient homomorphism from  $A_\Gamma$  to its associated Coxeter group, we know that the inclusion of 1-skeleta  $C_i^{(1)} \hookrightarrow (X_\Gamma^*)^{(1)}$  is isometric with respect to the path metric. As  $B^{(1)}$  is convex with respect to the path metric on  $(X_\Gamma^*)^{(1)}$  ([CP14]),  $C_1 \cap C_2$  is connected.  $\square$

Lemma 5.4 is the reason why we did not add edges between interior vertices from different blocks in Definition 5.3.

**Lemma 5.5.** *The isomorphism between a block in  $X_\Gamma^*$  and the space  $X^*$  in Section 3.1 naturally extends to an isomorphism between a block in  $X_\Gamma$  and the space  $X$  in Section 3.2.*

*Proof.* By our construction, it suffices to show that if two vertices  $v_1$  and  $v_2$  in a block  $B \subset X_\Gamma^*$  are not adjacent in this block, then they are not adjacent in  $X_\Gamma^*$ . However, this follows from the fact that  $B^{(1)}$  is convex with respect to the path metric on the 1-skeleton of  $X_\Gamma^*$  ([CP14]).  $\square$

**Lemma 5.6.** *The complex  $X_\Gamma$  is simply connected.*

*Proof.* Let  $f$  be an edge of  $X_\Gamma$  not in  $X_\Gamma^\Delta$ . Since  $\partial f$  is inside one block, we assume without loss of generality that  $f$  connects an interior point of  $\Pi$

and an interior point of  $u_i^{-1}\Pi$ . Lemma 3.8 (2) implies that  $f$  and a vertex in  $\Pi \cap u_i^{-1}\Pi$  span a triangle. By flagness of  $X_\Gamma$ ,  $f$  is homotopic rel its end points to the concatenation of other two sides of this triangle, which is inside  $X_\Gamma^\Delta$ .

Now we show that each loop in  $X_\Gamma$  is null-homotopic. It suffices to consider the case where this loop is a concatenation of edges of  $X_\Gamma$ . If some edges of this loop are not in  $X_\Gamma^\Delta$ , then we can find homotopies from these edges rel their end points to paths in  $X_\Gamma^\Delta$  by the previous discussion. Thus this loop is homotopic to a loop in  $X_\Gamma^\Delta$ , which must be null-homotopic since  $X_\Gamma^\Delta$  is simply connected.  $\square$

**Lemma 5.7.** *The link of each vertex in the 1-skeleton  $X_\Gamma^{(1)}$  is a 6-large graph.*

*Proof.* Let  $x \in X_\Gamma^{(1)}$  be a vertex. If  $x$  is an interior vertex, then there is a unique block  $B \subset X_\Gamma$  containing this vertex, and any other vertex in  $X_\Gamma^{(1)}$  adjacent to  $x$  is contained in this block. Since  $B$  is a full subcomplex of  $X_\Gamma$ , we have  $\text{lk}(x, X_\Gamma^{(1)}) = \text{lk}(x, B^{(1)})$ . The latter link is 6-large by Lemma 5.5 and Proposition 4.19.

Let  $x$  be a real vertex and let  $\omega$  be a simple 4-cycle or 5-cycle in  $\text{lk}(x, X_\Gamma^{(1)})$ . We need to show that  $\omega$  has a diagonal. Define a vertex  $v \in \omega$  to be *special* if the edge  $\overline{xv}$  is inside  $X_\Gamma^*$ . Note that special vertices are real, but the converse may not be true (in a small block every vertex is real, yet there are edges not in  $X_\Gamma^*$ ).

First we consider the case when the number of special vertices in  $\omega$  is  $\leq 1$ . We claim  $\omega$  is contained in one block  $B$ . If the contrary holds, then  $\omega$  contains at least two vertices which are in the intersection of two different blocks that contain  $x$ . However, these two vertices have to be special as the vertex set of the intersection of two different blocks containing  $x$  is determined by Corollary 5.2. This yields a contradiction. Note that  $\text{lk}(x, B)$  is 6-large by Proposition 4.5. Thus  $\omega$  has a diagonal.

Now we assume that  $\omega$  has  $\geq 2$  special vertices. Let  $\{v_i\}_{i \in \mathbb{Z}/n\mathbb{Z}}$  be consecutive special vertices on  $\omega$  (then  $n$  is the number of special vertices on  $\omega$ ). By the argument in the previous paragraph, the segment  $\overline{v_i v_{i+1}}$  of  $\omega$  is contained in one block, which we denote by  $B_i$ . Then  $\overline{v_i v_{i+1}}$  is an edge-path in  $\text{lk}(x, B_i)$  traveling between two different special vertices (since  $n \geq 2$ ). Thus if  $B_i$  is large, then  $\overline{v_i v_{i+1}}$  has length  $\geq 2$  by Lemma 4.18. Therefore the number of large blocks among  $\{B_i\}_{i=1}^n$  is  $\leq 2$ .

Each  $v_i$  arises from an edge between  $x$  and  $v_i$ . This edge is inside  $X_\Gamma^*$ , hence it is labeled by a generator of  $A_\Gamma$ , corresponding to a vertex  $z_i \in \Gamma$ . Since  $v_i$  corresponds to either an incoming, or an outgoing edge labeled by  $z_i$ , we will also write  $v_i = z_i^+$  or  $v_i = z_i^-$ . Let  $e_i$  be the defining edge of  $B_i$ . Then

$$(1) \quad z_{i+1} \in e_i \cap e_{i+1}.$$

Moreover, note that  $\text{lk}(x, B_i)$  is a circle when  $B_i$  is a small block. Thus

$$(2) \quad z_i \neq z_{i+1} \text{ when } B_i \text{ is a small block.}$$

However, it is possible that  $z_i = z_{i+1}$  when  $B_i$  is large.

*Case 1:* There are two large blocks. Note that there is at most one small block, so the two large blocks must be consecutive. We assume without loss of generality that  $B_0$  and  $B_1$  are large. We claim  $B_0 = B_1$ , and there are no other blocks. Then  $\omega$  is inside one block and by Proposition 4.5, it has a diagonal. Now we prove the claim.

First we show there are no other blocks. By contradiction we assume there is a small block  $B_2$ . If  $B_0 \neq B_1$ , then  $e_0, e_1$  and  $e_2$  are pairwise distinct. We deduce from (1) that  $z_1, z_2$  and  $z_0$  form a triangle in  $\Gamma$  which contains an edge labeled by 2, contradiction. If  $B_0 = B_1$  then (2) implies that  $z_0 \neq z_2$ , and hence either  $z_2 = z_1$  or  $z_0 = z_1$ . Suppose that  $z_2 = z_1$ . Then, by Lemma 4.18 we have that the lengths of the paths  $\overline{v_1 v_2}$ ,  $\overline{v_2 v_0}$ , and  $\overline{v_0 v_1}$  are at least, respectively, 3, 1, and 2. This implies that  $\omega$  has length  $\geq 6$ , which is a contradiction. Similarly, we get a contradiction for  $z_0 = z_1$ .

Now we show  $B_0 = B_1$ . If  $B_0 \neq B_1$ , since there are no other blocks, we must have  $z_0 = z_1$  by (1). Now we argue as before to show that the length of  $\omega$  is  $\geq 6$ , which is a contradiction.

*Case 2:* There is only one large block. We denote this block by  $B_0$  and claim  $n = 1$ . If there are other small blocks, then  $n \leq 4$ .

We first show that  $n = 4$  is impossible. We argue by contradiction. Let  $B_1, B_2$  and  $B_3$  be small blocks. If these small blocks are pairwise distinct, then (1) and (2) imply that either  $z_0 = z_1$  and we have a triangle in  $\Gamma$  with all labels 2 or  $z_0, z_1, z_2$  and  $z_3$  are consecutive vertices in a 4-cycle of  $\Gamma$  with three edges labeled by 2. In both cases we get a contradiction. If  $B_1 = B_2$ , then the by observation (2) above, the concatenation of  $\overline{v_1 v_2}$  and  $\overline{v_2 v_3}$  has length = 3. As  $\overline{v_3 v_0}$  has length  $\geq 1$  and  $\overline{v_0 v_1}$  has length  $\geq 2$ , we know that  $\omega$  has length  $\geq 6$ , which yields a contradiction. Then case  $B_3 = B_2$  can be ruled out similarly. If  $B_1 = B_3$  and  $z_0 \neq z_1$  then, by (2),  $z_3 = z_1$  and hence  $z_0, z_1$  are in a small block. This contradicts the fact that  $z_0, z_1 \in B_0$ . Hence,  $z_0 = z_1$ . Thus the segment  $\overline{v_0 v_1}$  is an edge path in  $B_0$  from  $z_0^+$  to  $z_0^-$ , which has length  $\geq 3$  by Lemma 4.18. On the other hand, the concatenation of  $\overline{v_1 v_2}$ ,  $\overline{v_2 v_3}$  and  $\overline{v_3 v_0}$  has length  $\geq 3$ , hence  $\omega$  has length  $\geq 6$ , which is a contradiction.

Now we consider  $n = 3$ . Let  $B_1, B_2$  be small blocks. If  $B_1 \neq B_2$ , then (1) and (2) imply that  $z_0, z_1$  and  $z_2$  form three vertices of a 3-cycle in  $\Gamma$  with two edges labeled by 2, which is a contradiction. If  $B_1 = B_2$ , then (2) implies that  $z_0 = z_1$ . Thus the segment  $\overline{v_0 v_1}$  is an edge path in  $B_0$  from  $z_0^+$  to  $z_0^-$ , which has length  $\geq 3$  by Lemma 4.18. On the other hand, (2) implies the concatenation of  $\overline{v_1 v_2}$  and  $\overline{v_2 v_0}$  has length  $\geq 3$ . Thus  $\omega$  has length  $\geq 6$ , which is a contradiction.

It follows from (2) that the case  $n = 2$  is impossible.



*Case 3:* there are no large blocks. Then  $n \leq 5$ . Since each  $\overline{v_i v_{i+1}}$  has length  $\leq 2$ , we have  $n \geq 3$ . If  $n = 3$ , then (1) and (2) imply that  $z_0, z_1$  and  $z_2$  form three vertices of a 3-cycle in  $\Gamma$  with all edges labeled by 2, which is a contradiction.

Now suppose  $n = 4$ . If all blocks are pairwise distinct, then by (1) and (2), we have a 4-cycle in  $\Gamma$  with all edges labeled by 2, which is a contradiction. If two consecutive blocks, say  $B_0$  and  $B_1$ , are the same, then (2) implies that concatenation of  $\overline{v_0 v_1}$  and  $\overline{v_1 v_2}$  has length = 3 and  $z_0 = z_2$ . It follows that  $B_2 = B_3$  and the length of  $\omega$  is 6, a contradiction. If two non-consecutive blocks, say  $B_0$  and  $B_2$ , are the same then, by (2), we have  $z_0 = z_2$ , hence  $B_0 = B_1$ , which we ruled out above.

It remains to consider  $n = 5$ . If two consecutive blocks are the same, then by the argument in the previous paragraph, we know  $\omega$  has length  $\geq 6$ , which is impossible. If two non-consecutive blocks are the same, then we can deduce a contradiction as before. Thus the blocks are pairwise distinct. Then (1) implies that the defining edges of these blocks form a 5-cycle in  $\Gamma$ . Since the length of  $\omega$  is  $\leq 5$ ,  $v_i$  and  $v_{i+1}$  are adjacent for all  $i$ . Suppose without loss of generality that  $v_0 = z_0^+$ , then we must have  $v_1 = z_1^-$  by Lemma 4.18 (2). Similarly,  $v_2 = z_2^+$ ,  $v_3 = z_3^-$ ,  $v_4 = z_4^+$  and  $v_0 = z_0^-$ , which is a contradiction.  $\square$

The following is a direct consequence of Lemma 5.6 and Lemma 5.7.

**Theorem 5.8.** *The complex  $X_\Gamma$  is systolic. Hence if  $A_\Gamma$  is an Artin group of almost large type, then it acts properly and cocompactly by automorphisms on a systolic complex  $X_\Gamma$ .*

## REFERENCES

- [App84] Kenneth I. Appel, *On Artin groups and Coxeter groups of large type*, Contributions to group theory, 1984, pp. 50–78. MR767099
- [AS83] Kenneth I. Appel and Paul E. Schupp, *Artin groups and infinite Coxeter groups*, Invent. Math. **72** (1983), no. 2, 201–220. MR700768
- [BC02] Noel Brady and John Crisp, *Two-dimensional Artin groups with CAT(0) dimension three*, Proceedings of the Conference on Geometric and Combinatorial Group Theory, Part I (Haifa, 2000), 2002, pp. 185–214. MR1950878
- [Bel05] Robert W. Bell, *Three-dimensional FC Artin groups are CAT(0)*, Geom. Dedicata **113** (2005), 21–53. MR2171297
- [Bes99] Mladen Bestvina, *Non-positively curved aspects of Artin groups of finite type*, Geom. Topol. **3** (1999), 269–302 (electronic). MR1714913
- [BM00] Thomas Brady and Jonathan P. McCammond, *Three-generator Artin groups of large type are biautomatic*, J. Pure Appl. Algebra **151** (2000), no. 1, 1–9. MR1770639
- [BM10] ———, *Braids, posets and orthoschemes*, Algebr. Geom. Topol. **10** (2010), no. 4, 2277–2314. MR2745672
- [Bra00] Thomas Brady, *Artin groups of finite type with three generators*, Michigan Math. J. **47** (2000), no. 2, 313–324. MR1793627
- [CD95a] Ruth Charney and Michael W. Davis, *Finite  $K(\pi, 1)$ s for Artin groups*, Prospects in topology (Princeton, NJ, 1994), 1995, pp. 110–124. MR1368655

- [CD95b] ———, *The  $K(\pi, 1)$ -problem for hyperplane complements associated to infinite reflection groups*, J. Amer. Math. Soc. **8** (1995), no. 3, 597–627. MR1303028
- [Cha92] Ruth Charney, *Artin groups of finite type are biautomatic*, Math. Ann. **292** (1992), no. 4, 671–683. MR1157320
- [Che00] Victor Chepoi, *Graphs of some CAT(0) complexes*, Adv. in Appl. Math. **24** (2000), no. 2, 125–179. MR1748966
- [Che98] Andrew Chermak, *Locally non-spherical Artin groups*, J. Algebra **200** (1998), no. 1, 56–98. MR1603264
- [CHR16] Laura Ciobanu, Derek F. Holt, and Sarah Rees, *Rapid decay and Baum-Connes for large type Artin groups*, Trans. Amer. Math. Soc. **368** (2016), no. 9, 6103–6129. MR3461028
- [CP14] Ruth Charney and Luis Paris, *Convexity of parabolic subgroups in Artin groups*, Bull. Lond. Math. Soc. **46** (2014), no. 6, 1248–1255. MR3291260
- [Cri05] John Crisp, *Automorphisms and abstract commensurators of 2-dimensional Artin groups*, Geom. Topol. **9** (2005), 1381–1441. MR2174269
- [Deg17] Dieter Degrijse, *A cohomological characterization of locally virtually cyclic groups*, Adv. Math. **305** (2017), 935–952. MR3570151
- [Del72] Pierre Deligne, *Les immeubles des groupes de tresses généralisés*, Invent. Math. **17** (1972), 273–302. MR0422673
- [Els09a] Tomasz Elsner, *Flats and the flat torus theorem in systolic spaces*, Geom. Topol. **13** (2009), no. 2, 661–698. MR2469526
- [Els09b] ———, *Isometries of systolic spaces*, Fund. Math. **204** (2009), no. 1, 39–55. MR2507689
- [EM] Alexander Engel and Michał Marcinkowski, *Burghilea conjecture and asymptotic dimension of groups*, J. Topol. Anal., available at <https://doi.org/10.1142/S1793525319500559>.
- [FJ87] Martin Farber and Robert E. Jamison, *On local convexity in graphs*, Discrete Math. **66** (1987), no. 3, 231–247. MR900046
- [FL05] F. Thomas Farrell and Jean-François Lafont, *EZ-structures and topological applications*, Comment. Math. Helv. **80** (2005), no. 1, 103–121. MR2130569
- [GS90] Stephen M. Gersten and Hamish B. Short, *Small cancellation theory and automatic groups*, Invent. Math. **102** (1990), no. 2, 305–334. MR1074477
- [GS91] ———, *Rational subgroups of biautomatic groups*, Ann. of Math. (2) **134** (1991), no. 1, 125–158. MR1114609
- [Hae15] Thomas Haettel, *Virtually cocompactly cubulated Artin-Tits groups*, preprint arXiv:1509.08711 (2015).
- [Hag03] Frédéric Haglund, *Complexes simpliciaux hyperboliques de grande dimension*, Prepublication Orsay **71** (2003).
- [Hat02] Allen Hatcher, *Algebraic topology*, Cambridge University Press, Cambridge, 2002. MR1867354
- [HJP16] Jingyin Huang, Kasia Jankiewicz, and Piotr Przytycki, *Cocompactly cubulated 2-dimensional Artin groups*, Comment. Math. Helv. **91** (2016), no. 3, 519–542. MR3541719
- [HKS16] Thomas Haettel, Dawid Kielak, and Petra Schwer, *The 6-strand braid group is CAT(0)*, Geom. Dedicata **182** (2016), 263–286. MR3500387
- [HMP14] Richard Gaelan Hanlon and Eduardo Martínez-Pedroza, *Lifting group actions, equivariant towers and subgroups of non-positively curved groups*, Algebr. Geom. Topol. **14** (2014), no. 5, 2783–2808. MR3276848
- [HR12] Derek F. Holt and Sarah Rees, *Artin groups of large type are shortlex automatic with regular geodesics*, Proc. Lond. Math. Soc. (3) **104** (2012), no. 3, 486–512. MR2900234
- [HR13] ———, *Shortlex automaticity and geodesic regularity in Artin groups*, Groups Complex. Cryptol. **5** (2013), no. 1, 1–23. MR3065445

- [JŚ06] Tadeusz Januszkiewicz and Jacek Świątkowski, *Simplicial nonpositive curvature*, Publ. Math. Inst. Hautes Études Sci. **104** (2006), 1–85. MR2264834
- [JŚ07] ———, *Filling invariants of systolic complexes and groups*, Geom. Topol. **11** (2007), 727–758. MR2302501
- [OP09] Damian Osajda and Piotr Przytycki, *Boundaries of systolic groups*, Geom. Topol. **13** (2009), no. 5, 2807–2880. MR2546621
- [OP18] Damian Osajda and Tomasz Prytula, *Classifying spaces for families of subgroups for systolic groups*, Groups Geom. Dyn. **12** (2018), no. 3, 1005–1060. MR3845715
- [Pei96] David Peifer, *Artin groups of extra-large type are biautomatic*, J. Pure Appl. Algebra **110** (1996), no. 1, 15–56. MR1390670
- [Pri86] Stephen J. Pride, *On Tits’ conjecture and other questions concerning Artin and generalized Artin groups*, Invent. Math. **86** (1986), no. 2, 347–356. MR856848
- [Pry19] Tomasz Prytula, *Hyperbolic isometries and boundaries of systolic complexes*, Journal of the London Mathematical Society **99** (2019), no. 2, 583–608.
- [PS16] Piotr Przytycki and Petra Schwer, *Systolizing buildings*, Groups Geom. Dyn. **10** (2016), no. 1, 241–277. MR3460337
- [SC83] Valeriu P. Soltan and Victor D. Chepoi, *Conditions for invariance of set diameters under  $d$ -convexification in a graph*, Kibernetika (Kiev) **6** (1983), 14–18. MR765117
- [Seg83] Daniel Segal, *Polycyclic groups*, Cambridge Tracts in Mathematics, vol. 82, Cambridge University Press, Cambridge, 1983. MR713786
- [Świ06] Jacek Świątkowski, *Regular path systems and (bi)automatic groups*, Geom. Dedicata **118** (2006), 23–48. MR2239447
- [vdL83] Harm van der Lek, *The homotopy type of complex hyperplane complements*, Katholieke Universiteit te Nijmegen, 1983.
- [Wis03] Daniel T. Wise, *Sixtolic complexes and their fundamental groups*, unpublished manuscript (2003).
- [Zad14] Gašper Zadnik, *Finitely presented subgroups of systolic groups are systolic*, Fund. Math. **227** (2014), no. 2, 187–196. MR3257957

DEPT. OF MATH. & STATS., MCGILL UNIVERSITY, MONTREAL, QUEBEC, CANADA  
H3A 0B9

*E-mail address:* jingyin.huang@mcgill.ca

INSTYTUT MATEMATYCZNY, UNIWERSYTET WROCŁAWSKI, PL. GRUNWALDZKI 2/4,  
50–384 WROCŁAW, POLAND

INSTITUTE OF MATHEMATICS, POLISH ACADEMY OF SCIENCES, ŚNIADECKICH 8, 00-  
656 WARSZAWA, POLAND

DEPT. OF MATH. & STATS., MCGILL UNIVERSITY, MONTREAL, QUEBEC, CANADA  
H3A 0B9

*E-mail address:* dosaj@math.uni.wroc.pl