

The role of pair correlation function in the dynamical transition predicted by the mode coupling theory

Manoj Kumar Nandi¹, Atreyee Banerjee¹, Chandan Dasgupta², Sarika Maitra Bhattacharyya^{1*}

¹ *Polymer Science and Engineering Division, CSIR-National Chemical Laboratory, Pune-411008, India and*

² *Centre for Condensed Matter Theory, Department of Physics,
Indian Institute of Science, Bangalore 560012, India*

(Dated: March 12, 2022)

In a recent study we have found that for a large number of systems the configuration entropy at pair level, S_{c2} , which is primarily determined by the structural information, vanishes at the mode coupling transition temperature T_c . Thus it appears that the information of the transition temperature is embedded in the structure of the liquid. In order to investigate this we describe the dynamics of the system at the mean field level and using the concepts of the dynamical density function theory show that the dynamics depends only on the structure of the liquid. Thus this theory is similar in spirit to the microscopic MCT. However unlike microscopic MCT, which predicts a very high transition temperature, the present theory predicts a transition temperature which is similar to T_c . Thus our study reveals that the information of the mode coupling transition temperature is embedded in the structure of the liquid.

PACS numbers: 64.70Q-, 64.70pm, 61.20Lc

In the theory of liquid state the structure which is also directly accessible in experiments, plays an important role. For systems with pair additive potentials, the thermodynamic quantities, are written in terms of the pair correlation function. One such thermodynamic quantity, the excess entropy can be expanded into many body terms and its two body contribution, S_2 is given in terms of the pair correlation function [1–4]. In a recent work by some of us we have defined another quantity, the pair configurational entropy S_{c2} which can be derived from S_2 and the vibrational entropy, S_{vib} [5]. We have shown that both S_2 and S_{c2} are sensitive to small changes in the structure and have also shown that S_{c2} appears to vanish at the mode coupling transition temperature, T_c [5–7]. T_c is determined by fitting the α relaxation time obtained from simulation studies [6, 8, 9] or experiments [10, 11] to power law behaviour as predicted by both the standard mode coupling theory (MCT) F_2 model [12] and also the schematic form of the generalised MCT [13]. However although the data fits the power law behaviour over a certain temperature regime, the transition predicted by MCT is avoided in these real systems. Moreover, the microscopic MCT using structural information contained in the pair correlation function as obtained from simulation studies, predicts a transition temperature, T_c^{micro} which is higher than T_c . Thus there has been debate about the physical meaning of these transition temperatures. It has been found that the p-spin model where the free energy barriers for activated motion diverge in the thermodynamic limit shows a MCT like power law behaviour and a similar transition temperature [14]. The concepts of the p-spin model has then been extended to real system [15] where it has been shown that at T_c the saddle order in the landscape appear to vanish [16, 17] and the activated dynamics starts to play a dominant role in the

total dynamics [18].

In this letter we try to understand the origin of the connection between the vanishing of S_{c2} and MCT transition. The fact that we have observed this connection for multiple systems also at different state points rules out the spurious nature of this connection [5–7]. Note that in the calculation of S_{c2} apart from the information of the vibrational entropy the only other information that is required is that of the structure of the liquid through its pair correlation function. Surprisingly as mention before identical information of the pair interaction, given by the static structure factor, when fed into standard microscopic MCT, predicts a transition temperature which is much higher than T_c [8, 19]. The transition predicted by the microscopic MCT is attributed to the non-linear feedback mechanism present in the theory and to the temperature dependence of the structure factor. Thus the transition is a coupled effect which, within the MCT, cannot be separated. Hence, two independent formalism using the same information predicts two different transition temperatures.

In this work we attempt to verify if indeed there is any information of transition temperature embedded in the pair correlation function and if so which is that temperature. Towards this goal we propose a completely different theoretical framework to ensure that we are able to avoid any artifact of the approximations made in the earlier two theories.

MCT can be viewed as a mean-field description because it becomes exact for certain systems with infinite-range interactions. In analogy with mean-field descriptions of spin systems in which the thermodynamics of a system of interacting spins is approximated by that of a single spin in an effective field, we formulate a description of the dynamics of a collection of interacting particles in

terms of that of a single particle in an effective potential which may be viewed as the ‘‘caging potential’’ created by the neighbours of the particle being considered. Using arguments similar to those as presented earlier [20, 21], we obtain an effective potential in terms of the equilibrium pair correlation function and calculate the mean first passage time for activated escape from this potential. We find that the temperature dependence of the inverse of this time scale follows that of the diffusivity obtained from simulations for several model glass-forming liquids. In particular, the temperature dependence of the inverse of the time scale exhibits approximate power-law behaviour that extrapolates to zero at a temperature that is very close to the dynamic transition temperature of MCT obtained by fitting the temperature dependence of the diffusivity to a power law. These results show that the pair correlation function contains all the information needed to determine the MCT transition temperature.

We consider an over-damped dynamics of N interacting particles. The evolution of the N -body distribution function $P_N(\mathbf{r}_1, \dots, \mathbf{r}_N, t)$ is given by the Fokker-Planck equation [22],

$$\frac{\partial P_N}{\partial t} = \sum_{i=1}^N \nabla_i \cdot \left[\frac{k_B T}{\xi} \nabla_i P_N + \frac{P_N}{m\xi} \nabla_i U(\mathbf{r}_1, \dots, \mathbf{r}_N) \right], \quad (1)$$

where $P_N(\mathbf{r}_1, \dots, \mathbf{r}_N)$ is the N -body distribution function, $U(\mathbf{r}_1, \dots, \mathbf{r}_N, t) = \sum_{i < j} u(|\mathbf{r}_i - \mathbf{r}_j|)$ is the interaction potential of the system. ξ and m are the friction of the system and mass of a particle respectively. For simplicity we choose mass $m=1$.

If we write the Eq.(1) for reduced probability distribution $P_j(\mathbf{r}_1, \dots, \mathbf{r}_j, t) = \int P_N(\mathbf{r}_1, \dots, \mathbf{r}_N, t) d\mathbf{r}_{j+1} \dots d\mathbf{r}_N$, we will get a BBGKY like hierarchy. The first equation of this hierarchy is,

$$\frac{\partial P_1}{\partial t} = \nabla_1 \cdot \left[\frac{k_B T}{\xi} \nabla_1 P_1 + \frac{(N-1)}{\xi} \int P_2 \nabla_1 u_{12} d\mathbf{r}_2 \right]. \quad (2)$$

We can write the above equation in terms of n -particle density distribution $\rho^{(n)}(\mathbf{r}^n, t)$, where $\rho^{(n)}(\mathbf{r}^n, t) = \frac{N!}{(N-n)!} P_n(\mathbf{r}^n, t)$. Thus we can write Eq.(2) for the evolution of averaged density $\rho(\mathbf{r}, t) = \rho^{(1)}(\mathbf{r}, t)$. Next we can make a mean-field approximation where the second term in Eq.(2) can be replaced by an effective mean-field potential $\Phi(\mathbf{r})$.

$$\frac{\partial \rho(\mathbf{r}, t)}{\partial t} = \nabla \cdot \left[\frac{1}{\xi} \left(k_B T \nabla \rho(\mathbf{r}, t) + \rho(\mathbf{r}, t) \nabla \Phi(\mathbf{r}) \right) \right]. \quad (3)$$

Where $\rho(\mathbf{r}, t) \nabla \Phi(\mathbf{r}) = \int \rho^{(2)}(\mathbf{r}, \mathbf{r}', t) \nabla u(|\mathbf{r} - \mathbf{r}'|) d\mathbf{r}'$. Thus in the spirit of mean-field theory Eq.(3) can also describe the dynamics of a set of non-interacting particles in an external potential $\Phi(r)$.

To calculate the potential we use the dynamic density-functional theory (DDFT) approach, where two

body equilibrium density $\rho^{(2)}(\mathbf{r}, \mathbf{r}')$ is connected to the gradient of one body direct correlation function, $C^{(1)}(\mathbf{r})$ through the sum rule [23]. $C^{(1)}(\mathbf{r})$ is the functional derivative of the excess free energy F_{ex} . The standard form for excess free energy is [24], $F_{ex} \simeq -\frac{1}{2} \int d\mathbf{R} \int d\mathbf{R}' \rho(\mathbf{R}) C(|\mathbf{R} - \mathbf{R}'|) \rho(\mathbf{R}') = -\frac{1}{2} \int \frac{d\mathbf{q}}{(2\pi)^3} C(q) \rho^2(\mathbf{q})$. Where $\langle \rho(\mathbf{R}) \rangle = \langle \sum_i \delta(\mathbf{R} - \mathbf{R}_i) \rangle$ and $C(|\mathbf{R} - \mathbf{R}'|)$ is the direct correlation function. We follow a set of arguments given in Ref. 20, 21 to obtain the following form for the effective potential: (See SI)

$$\Phi(r) = \frac{\delta F_{ex}[\rho(r)]}{\delta \rho(\mathbf{r})} \simeq -\frac{1}{2} \int \frac{d\mathbf{q}}{(2\pi)^3} \rho C^2(q) S(q) e^{-q^2 r^2 / \lambda^4}$$

Here $S(q)$ is the static structure factor of the system. Note that the mean field potential $\Phi(r)$ can be described only in terms of pair structure of the liquid.

Eq.(3) can be identified as a Smoluchowski equation and by using standard formalism, we can calculate the mean first passage time τ_{mfpt} for the system [25] (See SI),

$$\tau_{mfpt} = \frac{1}{D_0} \int_0^{L/2} e^{\beta \Phi(y)} dy \int_0^{L/2} e^{-\beta \Phi(z)} dz. \quad (5)$$

Where $D_0 = k_B T / \xi$ and L is the simulation box length.

In Fig.1 we show some representative plots of the temperature dependence of the inverse mean first passage time for different model systems [26]. We also plot the corresponding diffusion (D) values for these systems. We find that for each of these systems the $1/D_0 \tau_{mfpt}$ shows a power law divergence and can predict a transition temperature (T_{mfpt}) of the respective systems given in Table I. Note that not only the temperature T_{mfpt} , is similar to the critical temperature obtained from the MCT power law behaviour of diffusion, T_c (also given in Table I), but also the temperature regime over which $1/D_0 \tau_{mfpt}$ shows linearity is similar to that of the diffusion (Fig.1)/relaxation time [6].

To show that the present analysis is sensitive to small changes in structure, we compare the results of KALJ and KAWCA systems at $\rho = 1.2$. In Fig.2 we plot $\Phi(r)$ which is used to calculate τ_{mfpt} (via Eq.(5)) and show that although the structures are similar, the one body potentials are different. This difference is enough to predict the difference in T_{mfpt} (see Table I). This observation is similar to that presented in an earlier study, where we have shown that although the radial distribution functions are quite similar, the pair configurational entropy (S_{c2}) for these systems are different [31]. Thus the temperature at which the S_{c2} vanishes are also different.

Further we show that this method of mean first passage time calculation can also predict the density effect. In Fig.3 we plot the $1/D_0 \tau_{mfpt}$ for KALJ and KAWCA systems for three different densities. We also plot the following diffusion coefficients in the inset. Note that the

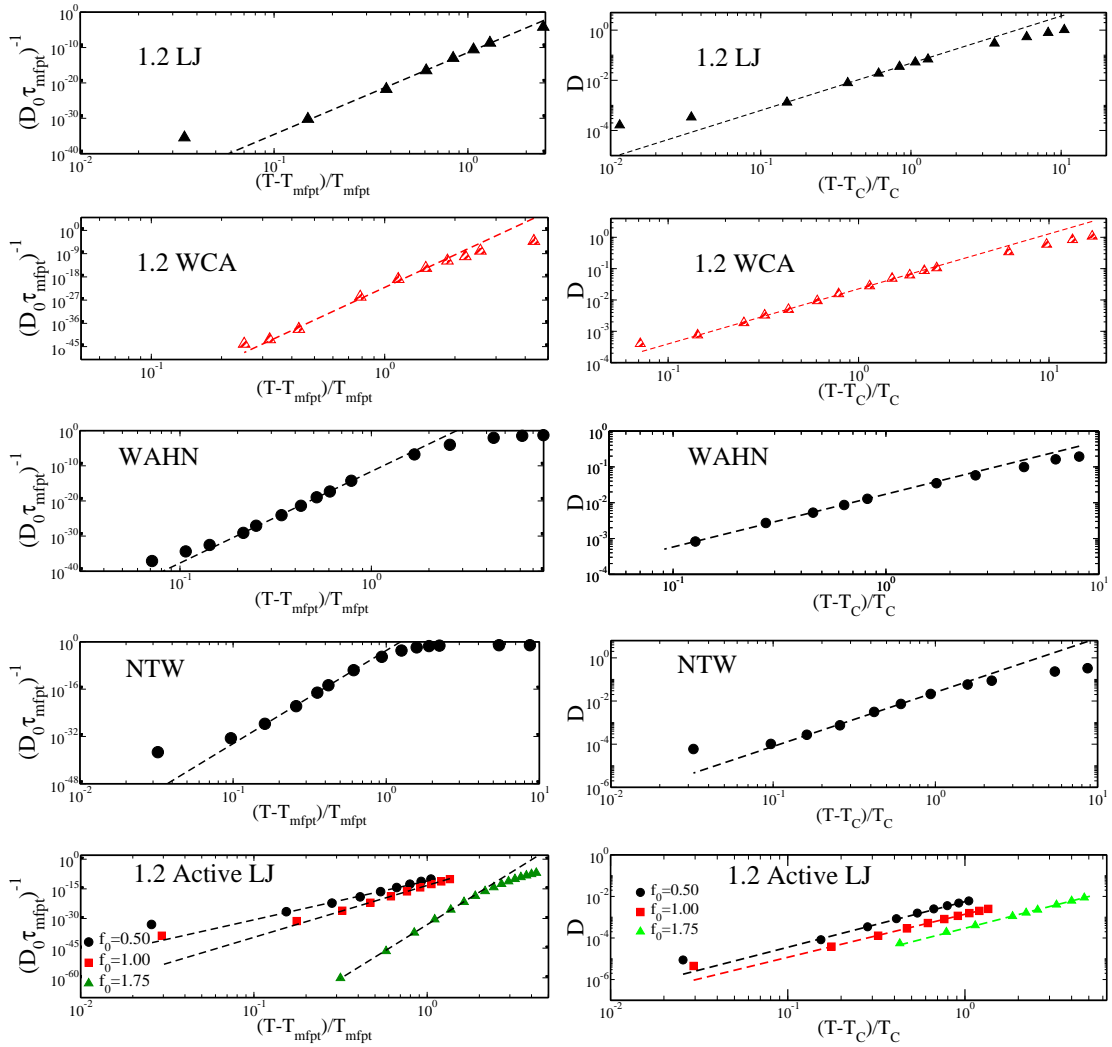


FIG. 1. The power law dependence of $(D_0 \tau_{mfpt})^{-1}$ predicts a transition temperature T_{mfpt} (left panel) and the same for total diffusivity (right panel). The dashed lines are the power law fit. For active systems f_0 is the activity as described in Ref. 28. For clarity $\ln D$ plot is shifted for $f_0 = 1.0$ by -1 . Here for all the systems we take $D_0 = 1$.

TABLE I. Transition temperatures (T^*) are shown. T_{mfpt} is obtained from the power law fits of $1/D_0 \tau_{mfpt}$ with temperature. T_c values are either obtained by fitting the diffusion values to power law or from earlier reported studies, KALJ[27], KAWCA [27], active LJ [28], WAHN [29] and NTW [30]. T_c^{micro} is calculated from solving the microscopic MCT equation [6, 8, 27] (Eq.(9)).

T^*	KALJ			KAWCA			Active LJ			NTW	WAHN
	$\rho = 1.2$	$\rho = 1.4$	$\rho = 1.6$	$\rho = 1.2$	$\rho = 1.4$	$\rho = 1.6$	$f_0 = 0.50$	$f_0 = 1.00$	$f_0 = 1.75$		
T_{mfpt}	0.428 ± 0.022	0.94 ± 0.029	1.757 ± 0.042	0.283 ± 0.005	0.824 ± 0.04	1.691 ± 0.018	0.38 ± 0.004	0.335 ± 0.006	0.196 ± 0.013	0.308 ± 0.012	0.566 ± 0.013
T_c	0.435	0.93	1.76	0.28	0.81	1.69	0.39	0.34	0.19	0.31	0.56
T_c^{micro}	0.887	1.868	3.528	0.76	1.771	3.33	0.768	0.761	0.747	0.464	0.87

$1/D_0 \tau_{mfpt}$ show similar behaviour as the diffusion coefficients. At low density the values for the two systems are apart and at high density they overlap.

Next we show that we can derive the standard micro-

scopic MCT equation from our present formalism. Eq.(3) when expressed in terms of the fluctuation of density, $\delta\rho$ ($\delta\rho(r) = \rho(r) - \rho_0$, where ρ_0 is the averaged density of the system) and $\Phi(r)$ is replaced in terms of F_{ex} , can be

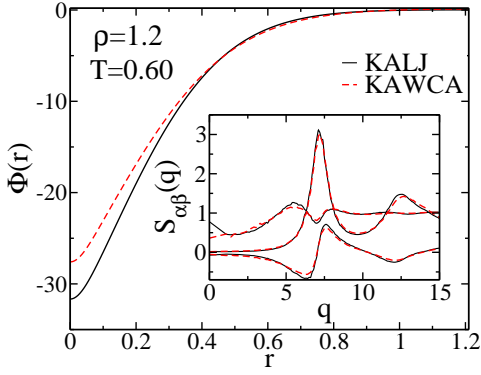


FIG. 2. Plot of potential energy surface $\Phi(r)$ vs. r at temperature $T=0.60$ and density $\rho = 1.2$ for KALJ and KAWCA systems. (Inset) The plots for partial structure factor $S_{\alpha\beta}(q)$ vs. q .

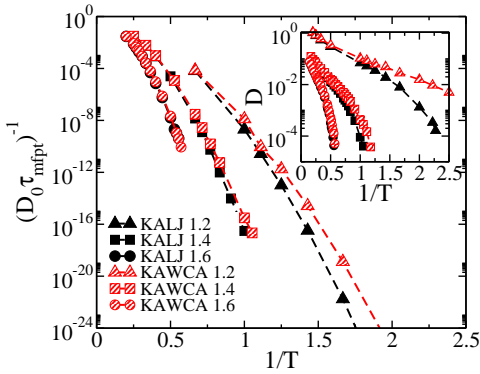


FIG. 3. The plot of $(D_0 \tau_{mfp})^{-1}$ against inverse temperature for KALJ and KAWCA systems at different densities. We take $D_0 = 1$. (Inset) The plot for diffusion coefficients with inverse temperature.

written as,

$$\xi \frac{\partial \delta \rho(\mathbf{r}, t)}{\partial t} = \nabla \cdot [k_B T \nabla \delta \rho(\mathbf{r}, t) + (\delta \rho(\mathbf{r}, t) + \rho_0) \nabla \frac{\delta F_{ex}(\rho(\mathbf{r}))}{\delta \rho(\mathbf{r})}]. \quad (6)$$

Next in Eq.(6) we use the expression[24] of F_{ex} . After taking the functional derivative of excess free energy and then the gradient of it, we can write Eq.(6) as,

$$\xi \frac{\partial \delta \rho_{\mathbf{k}}(t)}{\partial t} = -k_B T k^2 (1 - \rho_0 C_k) \delta \rho_{\mathbf{k}}(t) + \frac{k_B T}{2} \int_{\mathbf{q}} \mathbf{d}\mathbf{q} [\mathbf{k} \cdot \mathbf{q} C_{\mathbf{q}} + \mathbf{k} \cdot (\mathbf{k} - \mathbf{q}) C_{|\mathbf{k}-\mathbf{q}|}] \delta \rho_{\mathbf{q}}(t) \delta \rho_{\mathbf{k}-\mathbf{q}}(t) \quad (7)$$

Eq.(7) is the Langevin equation for the density field. Following Kawasaki's arguments, this equation can be converted into standard MCT equation [32, 33]. The last non-linear term on the right hand side can be identified as the fluctuating force. In non-Markovian limit applying fluctuation dissipation relation (FDR) [32], the friction ξ

can be replaced by short time part of friction γ and a memory function $\mathcal{M}(k, t)$. Thus we can rewrite Eq.(7) as,

$$\gamma \frac{\partial \delta \rho_{\mathbf{k}}(t)}{\partial t} + \frac{k_B T k^2}{S(k)} \delta \rho_{\mathbf{k}}(t) + \int_0^t ds \mathcal{M}(k, t-s) \frac{\partial \delta \rho_{\mathbf{k}}(t)}{\partial s} + \mathcal{R}_{\mathbf{k}}(t) = 0, \quad (8)$$

where $\mathcal{R}_{\mathbf{k}}(t)$ is the new thermal noise and $\mathcal{M}(k, t) = \frac{\langle \mathcal{R}_{\mathbf{k}}(t) \mathcal{R}_{-\mathbf{k}}(0) \rangle}{k_B T V} = \frac{k_B T \rho_0}{16\pi^3} \int d\mathbf{q} [k \cdot (\mathbf{q} C_{\mathbf{q}} + (\mathbf{k} - \mathbf{q}) C_{|\mathbf{k}-\mathbf{q}|})]^2 S_{\mathbf{q}}(t) S_{\mathbf{k}-\mathbf{q}}(t)$ (see SI). Here we use Gaussian decoupling and Wick's theorem to treat the four-point correlation function. We can write a mode coupling theory equation in the over-damped limit for density-density correlation $S_{\mathbf{k}}(t) = \langle \delta \rho_{\mathbf{k}}(t) \delta \rho_{-\mathbf{k}}(0) \rangle$.

$$\gamma \frac{\partial S_{\mathbf{k}}(t)}{\partial t} + \frac{k_B T k^2}{S_{\mathbf{k}}} S_{\mathbf{k}}(t) + \int \mathcal{M}(t-\tau) \dot{S}_{\mathbf{k}}(t) d\tau = 0. \quad (9)$$

In Table I we present the transition temperatures predicted by Eq.(9). We find that for all the systems $T_c^{micro} \gg T_c$. This higher value of T_c^{micro} can be connected to the approximations used to arrive from Eq.(3) to Eq.(9). In a recent work we have also shown that the form of the vertex function in the theory which depends on the structure factor might also be responsible for this premature divergence [6].

In the present work in analogy with mean-field descriptions of spin systems, we reduce the dynamics of the N-interacting particle system given by Fokker-Planck equation to that of N-non-interacting particle system in an effective external potential where the latter provides the effect of the interaction only at the two body level. Thus in our formalism by construction we do not have any effect of correlation beyond two body. We then obtain the mean first passage time, which now depends only on the structure of the liquid. The temperature dependence of it, can predict a transition temperature which is similar to T_c . Thus we conclude that the information of the MCT transition temperature is embedded in the pair structure of the liquid and it is the mean field transition temperature. In an earlier work, we have shown that the pair configurational entropy (S_{c2}) vanishes at T_c [31]. At infinite dimension S_{c2} should be the total configurational entropy and the temperature at which it vanishes should be the Kauzmann temperature. Also for those systems the Kauzmann temperature and the mean field transition temperature should be similar. Thus our earlier result of S_{c2} vanishing at T_c is consistent and similar to the present finding. In this present work we further show that starting from the same Fokker-Planck equation we can also derive the microscopic MCT equation. However the transition temperature predicted by the microscopic MCT is much higher than the T_c value. Thus the break down of microscopic MCT in predicting the transition

temperature, can be connected to the Gaussian decoupling approximation. However our present formalism although predicts the correct transition temperature, unlike the microscopic MCT the power law exponent is not universal. Also note that this present method of deriving the transition temperature is intimately connected to the structure of the liquid. Thus for systems like pinned particles, as the structure remains same, this theory will not be able to predict different transition temperatures for different pinning densities.

* mb.sarika@ncl.res.in

- [1] J. G. Kirkwood and E. M. Boggs, J. Chem. Phys. **10**, 394 (1942).
- [2] R. E. Nettleton and M. S. Green, J. Chem. Phys. **29**, 1365 (1958).
- [3] H. J. Raveché, J. Chem. Phys. **55**, 2242 (1971).
- [4] D. C. Wallace, J. Chem. Phys. **87**, 2282 (1987).
- [5] A. Banerjee, S. Sengupta, S. Sastry, and S. M. Bhattacharyya, Phys. Rev. Lett. **113**, 225701 (2014).
- [6] M. K. Nandi, A. Banerjee, S. Sengupta, S. Sastry, and S. M. Bhattacharyya, J. Chem. Phys. **143**, 174504 (2015).
- [7] The T_{K2} values for WAHN and NTW model have been found to be similar with T_c which will be reported in future communication .
- [8] E. Flenner and G. Szamel, Phys. Rev. E **72**, 031508 (2005).
- [9] K. Kim and S. Saito, J. Chem. Phys. **138**, 12A506 (2013).
- [10] W. Du *et al.*, Phys. Rev. E **49**, 2192 (1994).
- [11] P. Lunkenheimer, A. Pimenov, and A. Loidl, Phys. Rev. Lett. **78**, 2995 (1997).
- [12] W. Götze, J. Phys. Condens. Matter **11**, A1 (1999).
- [13] L. M. C. Janssen, P. Mayer, and D. R. Reichman, J. Stat. Mech. **2016**, 054049 (2016).
- [14] T. R. Kirkpatrick, D. Thirumalai, and P. G. Wolynes, Phys. Rev. A **40**, 1045 (1989).
- [15] A. Cavagna, EPL **53**, 490 (2001).
- [16] S. Mossa *et al.*, Phys. Rev. E **65**, 041205 (2002).
- [17] L. Angelani, R. Di Leonardo, G. Ruocco, A. Scala, and F. Sciortino, J. Chem. Phys. **116**, 10297 (2002).
- [18] S. M. Bhattacharyya, B. Bagchi, and P. G. Wolynes, PNAS **105**, 16077 (2008).
- [19] Y. Brumer and D. R. Reichman, Phys. Rev. E **69**, 041202 (2004).
- [20] T. R. Kirkpatrick and P. G. Wolynes, Phys. Rev. A **35**, 3072 (1987).
- [21] K. S. Schweizer, J. chem. phys. **123**, 244501 (2005).
- [22] H. Risken, The Fokker-Planck Equation (Springer 1989).
- [23] R. Evans, Adv. Phys. **28**, 143 (1979).
- [24] T. Ramakrishnan and M. Yussouff, Phys. Rev. B **19**, 2775 (1979).
- [25] R. Zwanzig, PNAS **85**, 2029 (1988).
- [26] The systems studied are Kob Andersen model with Lennard-Jones (KALJ), see W. Kob and H. C. Andersen, Phys. Rev. E **51**, 4626 (1995) and its repulsive counterpart Weeks-Chandler-Andersen potential (KAWCA), see J. D. Weeks, D. Chandler, and H. C. Andersen, J. Chem. Phys. **54**, 5237 (1971) , Wahnström model (WAHN), see G. Wahnström, Phys. Rev. A **44**, 3752 (1991), network forming model (NTW), see D. Coslovich and G. Pastore, J. Phys. Condens. Matter **21**, 285107 (2009) and the active systems, see R. Mandal, P. J. Bhuyan, M. Rao, and C. Dasgupta, Soft Matter **12**, 6268 (2016). Lengths, temperatures, and times are given in units of σ_{AA} , ϵ_{AA}/k_B , $(m\sigma_{AA}^2/\epsilon_{AA})^{1/2}$ respectively. Although the analytical calculations are done for monoatomic systems, note that the numerical calculations are done for binary systems (see SI) .
- [27] L. Berthier and G. Tarjus, Phys. Rev. E **82**, 031502 (2010).
- [28] T_c values are obtained by fitting the diffusion values for active systems in mode coupling theory power law fit. The exponents are 2.31, 2.27 and 2.10 for activity 0.50, 1.00 and 1.75 respectively. The data is similar to that given in R. Mandal, P. J. Bhuyan, M. Rao, and C. Dasgupta, Soft Matter **12**, 6268 (2016) and obtained through private communication .
- [29] G. Wahnström, Phys. Rev. A **44**, 3752 (1991).
- [30] L. Berthier, G. Biroli, D. Coslovich, W. Kob, and C. Toninelli, Phys. Rev. E **86**, 031502 (2012).
- [31] A. Banerjee, M. K. Nandi, S. Sastry, and S. M. Bhattacharyya, J. Chem. Phys. **145**, 034502 (2016).
- [32] K. Kawasaki, J. stat. phys. **110**, 1249 (2003).
- [33] S. Nandi, Ph.D. Thesis (Indian Institute of Science, 2012).

The role of pair correlation function in the dynamical transition predicted by the mode coupling theory-Supplementary Information

Manoj Kumar Nandi,¹ Atreyee Banerjee,¹ Chandan Dasgupta,² and Sarika Maitra Bhattacharyya^{1, a)}

¹⁾ Polymer Science and Engineering Division, CSIR-National Chemical Laboratory, Pune-411008, India

²⁾ Centre for Condensed Matter Theory, Department of Physics, Indian Institute of Science, Bangalore 560012, India

I. DETAILS OF THE DERIVATION OF EQ.(3)

We start from the N-body Fokker-Planck equation for interacting particles.

$$\frac{\partial P_N}{\partial t} = \sum_{i=1}^N \nabla_i \cdot \left[\frac{k_B T}{\xi} \nabla_i P_N + \frac{P_N}{m\xi} \nabla_i U(\mathbf{r}_1, \dots, \mathbf{r}_N) \right] \quad (1)$$

Where, $P_N(\mathbf{r}_1, \dots, \mathbf{r}_N, t)$ is the N-body probability distribution function, $U(\mathbf{r}_1, \dots, \mathbf{r}_N) = \sum_{i<j} u_{ij}$, for simplicity we use $m=1$. Now we can write Eq.(1) for reduced probability density $P_j(\mathbf{r}_1, \dots, \mathbf{r}_j, t) = \int P_N(\mathbf{r}_1, \dots, \mathbf{r}_N, t) d\mathbf{r}_{j+1} \dots d\mathbf{r}_N$ as,

$$\begin{aligned} \frac{\partial P_j}{\partial t} = & \sum_{i=1}^j \nabla_i \cdot \left[\frac{k_B T}{\xi} \nabla_i P_j + \frac{P_j}{\xi} \sum_{k=1}^j \nabla_i u_{i,k} \right. \\ & \left. + \frac{N-j}{\xi} \int P_{j+1} \nabla_i u_{i,j+1} d\mathbf{r}_{j+1} \right]. \end{aligned}$$

This equation is equivalent to BBGKY hierarchy. The first equation of this hierarchy is,

$$\frac{\partial P_1}{\partial t} = \nabla_1 \cdot \left[\frac{k_B T}{\xi} \nabla_1 P_1 + \frac{(N-1)}{\xi} \int P_2 \nabla_1 u_{12} d\mathbf{r}_2 \right]. \quad (2)$$

Here the second term becomes zero as we use pair potential. We know that,

$$\rho^{(n)}(\mathbf{r}^n, t) = \frac{N!}{(N-n)! Z_N} P_n(\mathbf{r}^n, t). \quad (3)$$

From Eq.(3), we can write,

$$\rho^{(2)}(\mathbf{r}_1, \mathbf{r}_2, t) = N(N-1) P_2(\mathbf{r}_1, \mathbf{r}_2, t). \quad (4)$$

Now with the help of Eq.(4), we can write Eq.(2) as,

$$\begin{aligned} \frac{\partial \rho(\mathbf{r}_1, t)}{\partial t} = & \nabla_1 \cdot \left[\frac{k_B T}{\xi} \nabla_1 \rho(\mathbf{r}_1, t) + \frac{1}{\xi} \int \rho^{(2)}(\mathbf{r}_1, \mathbf{r}_2, t) \nabla_1 u_{12} d\mathbf{r}_2 \right]. \end{aligned}$$

We can now drop the particle index and write the above equation as,

$$\frac{\partial \rho(\mathbf{r}, t)}{\partial t} = \nabla \cdot \left[\frac{1}{\xi} \left(k_B T \nabla \rho(\mathbf{r}, t) + \rho(\mathbf{r}, t) \nabla \Phi(\mathbf{r}) \right) \right], \quad (5)$$

where the form of the mean field potential $\Phi(r)$ is,

$$\rho(\mathbf{r}, t) \nabla \Phi(\mathbf{r}) = \int \rho^{(2)}(\mathbf{r}, \mathbf{r}', t) \nabla u(|\mathbf{r} - \mathbf{r}'|) d\mathbf{r}'. \quad (6)$$

To calculate the potential we use the dynamic density functional theory (DDFT) approach, where two body equilibrium density $\rho^{(2)}(\mathbf{r}, \mathbf{r}')$ is connected to the gradient of one body direct correlation function, $C^{(1)}(\mathbf{r})$ through the sum rule²,

$$\begin{aligned} \int d\mathbf{r}' \rho^{(2)}(\mathbf{r}, \mathbf{r}') \nabla u(|\mathbf{r} - \mathbf{r}'|) &= -k_B T \rho(\mathbf{r}) \nabla C^{(1)}(\mathbf{r}) \\ &= \rho(\mathbf{r}) \nabla \frac{\delta F_{ex}[\rho]}{\delta \rho(\mathbf{r})}. \end{aligned} \quad (7)$$

The second equality follows because the one-body direct correlation is the functional derivative of the excess free energy F_{ex} . The standard form for excess free energy is given by³,

$$\begin{aligned} F_{ex} &\simeq -\frac{1}{2} \int d\mathbf{R} \int d\mathbf{R}' \rho(\mathbf{R}) C(|\mathbf{R} - \mathbf{R}'|) \rho(\mathbf{R}') \\ &= -\frac{1}{2} \int \frac{d\mathbf{q}}{(2\pi)^3} C(q) \rho^2(\mathbf{q}), \end{aligned} \quad (8)$$

where $\langle \rho(\mathbf{R}) \rangle = \langle \sum_i \delta(\mathbf{R} - \mathbf{R}_i) \rangle$ and $C(|\mathbf{R} - \mathbf{R}'|)$ is the direct correlation function. Next we follow a protocol similar to that presented earlier by Kenneth S. Schweizer⁴ and Krikpatrick *et. al.*⁵. First we ignore the self term in Eq.(8) as we are interested in the effective interaction from all the other (N-1) particles. Next to dynamically close the theory at the mean field level, we make Vineyard approximation and write $\rho(R, t) \simeq (3/2\pi r_i^2(t))^{3/2} \exp(-3R^2/2r_i^2(t))$. Next we drop the particle index and assume $r_i^2(t) = r^2$, then $\rho(R) \simeq (\alpha^2/\pi)^{3/2} \exp(-R^2\alpha)$, where $\alpha = 3/2r^2$. So $\rho(q) = \exp(-q^2/4\alpha)$ and also we ignore the $i=j$ term, because this self term do not contribute to the force.

$$F_{ex}(\alpha) \simeq -\frac{1}{2} \int \frac{d\mathbf{q}}{(2\pi)^3} C(q) \left\{ N^{-1} \sum_{i \neq j} e^{-i\mathbf{q} \cdot \mathbf{R}_{ij}^{(0)}} \right\} e^{-q^2/2\alpha}. \quad (9)$$

^{a)} Electronic mail: mb.sarika@ncl.res.in

From the above equation we can calculate the potential. The form of the potential becomes,

$$\Phi(\alpha) = \frac{\delta F_{ex}[\rho(\mathbf{R})]}{\delta \rho(\mathbf{R})} \simeq -\frac{1}{2} \int \frac{d\mathbf{q}}{(2\pi)^3} \rho C^2(q) S(q) e^{-q^2/2\alpha}, \quad (10)$$

where we approximate $\{N^{-1} \sum_{i \neq j} e^{-i\mathbf{q} \cdot \mathbf{R}_{ij}^{(0)}}\} \simeq \rho h(q)^5$ and use the Ornstein-Zernike relation $h(q) = C(q)S(q)^6$. Here $S(q)$ is the static structure factor of the system. From Eq.(10) we see that the mean field potential only depends on r . So we can rewrite Eq.(5) as,

$$\frac{\partial \rho(r)}{\partial t} = \frac{k_B T}{\xi} \frac{\partial}{\partial r} e^{-\Phi(r)/k_B T} \frac{\partial}{\partial r} e^{\Phi(r)/k_B T} \rho(r).$$

$$\frac{\partial \rho(r)}{\partial t} = \mathcal{L} \rho(r).$$

where $\mathcal{L} = \frac{k_B T}{\xi} \frac{\partial}{\partial r} e^{-\Phi(r)/k_B T} \frac{\partial}{\partial r} e^{\Phi(r)/k_B T}$. This above equation can be identified as mean field Smoluchowski equation and by using standard formalism, we can calculate the mean first passage time τ_{mfpt} for the system¹,

$$\mathcal{L}^\dagger \tau_{mfpt} = -1.$$

$$D_0 e^{\Phi(r)/k_B T} \frac{\partial}{\partial r} e^{-\Phi(r)/k_B T} \frac{\partial}{\partial r} \tau_{mfpt} = -1.$$

$$\tau_{mfpt} = \frac{1}{D_0} \int_0^{L/2} e^{\beta \Phi(y)} dy \int_0^{L/2} e^{-\beta \Phi(z)} dz. \quad (11)$$

Where $D_0 = k_B T/\xi$ and L is the simulation box length.

II. POTENTIAL $\Phi(r)$ FOR BINARY SYSTEM

For binary system the excess free energy becomes,

$$F_{exc} \simeq -\frac{1}{2} \int d\mathbf{q} \sum_{\mu\nu} \rho_\mu(q) C_{\mu\nu}(q) \rho_\nu(q). \quad (12)$$

Using the same set of approximations used to derive Eq.(9) (SI), we can rewrite the above equation as,

$$F_{exc} \simeq -\frac{1}{2} \int d\mathbf{q} \sum_{\mu\nu} C_{\mu\nu}(q) \left\{ \frac{1}{N} \sum_{i \neq j} \sum_{N_\mu} \sum_{N_\nu} e^{-i\mathbf{q} \cdot (\mathbf{R}_i^\mu(0) - \mathbf{R}_j^\nu(0))} \right\} e^{-q^2/2\alpha}. \quad (13)$$

Where N_μ and N_ν are the number of μ and ν type particles. Here we assume that for both type of particles α is same. The term inside the bracket in Eq.(13) can be approximated as $\rho x_\mu x_\nu h_{\mu\nu}(q)$, where x_μ is the mole fraction of component μ in the mixture and $h_{\mu\nu}(q)$ can

be calculated from simulated partial static structures $\rho x_\mu x_\nu h_{\mu\nu}(q) = S_{\mu\nu}(q) - x_\mu \delta_{\mu\nu}$. Thus the potential $\Phi(\alpha)$ for binary system becomes,

$$\Phi(\alpha) \simeq -\frac{1}{2} \int d\mathbf{q} \sum_{\mu\nu} C_{\mu\nu}(q) \rho x_\mu x_\nu h_{\mu\nu}(q) e^{-q^2/2\alpha}. \quad (14)$$

III. DERIVATION OF MCT EQUATION FROM SMOLUCHOWSKI EQUATION

If we rewrite Eq.(5) interms of excess free energy and fluctuation of density ($\delta \rho(r) = \rho(r) - \rho_0$), it becomes

$$\frac{\partial \delta \rho(r, t)}{\partial t} = \nabla \cdot \left[\frac{1}{\xi} \left(k_B T \nabla \delta \rho(r, t) + (\rho_0 + \delta \rho(r, t)) \nabla \left(\frac{\delta F}{\delta \rho} \right) \right) \right]. \quad (15)$$

Now from Eq.(8) after taking the functional derivative of free energy and then taking the gradient of it, we get,

$$\begin{aligned} & (\rho_0 + \delta \rho(r, t)) \nabla \left(\frac{\delta \beta F}{\delta \rho} \right) \\ &= -(\rho_0 + \delta \rho(r, t)) \nabla \int \delta \rho(r', t) C(r, r') dr', \end{aligned}$$

where $C(r, r') = C(|r - r'|)$ is the two body direct correlation function.

$$\begin{aligned} & (\rho_0 + \delta \rho(r, t)) \nabla \left(\frac{\delta \beta F}{\delta \rho} \right) \\ &= -\rho_0 \nabla \int \delta \rho(r', t) C(r, r') dr' - \delta \rho(r, t) \nabla \int \delta \rho(r', t) C(r, r') dr'. \end{aligned}$$

$$\nabla \cdot \rho(r, t) \nabla \left(\frac{\delta \beta F}{\delta \rho} \right) = -\rho_0 \nabla^2 \int \delta \rho(r', t) C(r, r') dr'$$

$$-\nabla \cdot \delta \rho(r, t) \nabla \int \delta \rho(r', t) C(r, r') dr'.$$

After taking Fourier transform, first term becomes,

$$[-\rho_0 \nabla^2 \int \delta \rho(r', t) C(r, r') dr']_k = k^2 \rho_0 C_k \delta \rho_{\mathbf{k}}(t),$$

and the second term can be written as,⁷

$$[\nabla \cdot \delta \rho(x, t) \nabla \int \delta \rho(x', t) C(x - x') dx']_k =$$

$$-\frac{1}{2} \int_{\mathbf{q}} d\mathbf{q} [\mathbf{k} \cdot \mathbf{q} C_{\mathbf{q}} + \mathbf{k} \cdot (\mathbf{k} - \mathbf{q}) C_{|\mathbf{k} - \mathbf{q}|}] \delta \rho_{\mathbf{k} - \mathbf{q}}(t) \delta \rho_{\mathbf{q}}(t).$$

So in total we get,

$$\begin{aligned}
& [\nabla \cdot \rho(r, t) \nabla \left(\frac{\delta F}{\delta \rho} \right)]_k = k_B T k^2 \rho_0 C_k \delta \rho_{\mathbf{k}}(t) \\
& + \frac{k_B T}{2} \int_q \mathbf{d}\mathbf{q} [\mathbf{k} \cdot \mathbf{q} C_q + \mathbf{k} \cdot (\mathbf{k} - \mathbf{q}) C_{|\mathbf{k}-\mathbf{q}|}] \delta \rho_{\mathbf{q}}(t) \delta \rho_{\mathbf{k}-\mathbf{q}}(t).
\end{aligned} \tag{16}$$

Then we can rewrite Smoluchowski equation (Eq.(15)) in Fourier space as,

$$\begin{aligned}
& \xi \frac{\partial \delta \rho_{\mathbf{k}}}{\partial t} = -k_B T k^2 (1 - \rho_0 C_k) \delta \rho_{\mathbf{k}}(t) \\
& + \frac{k_B T}{2} \int_q \mathbf{d}\mathbf{q} [\mathbf{k} \cdot \mathbf{q} C_q + \mathbf{k} \cdot (\mathbf{k} - \mathbf{q}) C_{|\mathbf{k}-\mathbf{q}|}] \delta \rho_{\mathbf{q}}(t) \delta \rho_{\mathbf{k}-\mathbf{q}}(t).
\end{aligned} \tag{17}$$

Eq.(17) can be identified as a Langevin equation for the density field. The last non-linear term on the right hand side is the fluctuating force. In non-Markovian limit, the friction ξ can be replaced by short time part of friction γ and a memory function $\mathcal{M}(k, t)$. Thus we can rewrite Eq.(17) as,

$$\begin{aligned}
& \gamma \frac{\partial \delta \rho_{\mathbf{k}}(t)}{\partial t} + \frac{k_B T k^2}{S(k)} \delta \rho_{\mathbf{k}}(t) \\
& + \int_0^t ds \mathcal{M}(k, t-s) \frac{\partial \delta \rho_{\mathbf{k}}(t)}{\partial s} + \mathcal{R}_{\mathbf{k}}(t) = 0,
\end{aligned} \tag{18}$$

where $\mathcal{R}_{\mathbf{k}}(t)$ is the new thermal noise. Applying fluctuation dissipation relation (FDR)⁸, we can write the

memory function as,

$$\begin{aligned}
\mathcal{M}(k, t) &= \frac{\langle \mathcal{R}_k(t) \mathcal{R}_{-k}(0) \rangle}{k_B T V} \\
&= \frac{1}{k_B T V} \left(\frac{k_B T}{2} \right)^2 \frac{1}{(2\pi)^6} \int \mathbf{d}\mathbf{q} \mathbf{d}\mathbf{q}' \hat{k} \cdot [\mathbf{q} C_q + (\mathbf{k} - \mathbf{q}) C_{|\mathbf{k}-\mathbf{q}|}] \\
&\quad \times \hat{k} \cdot [\mathbf{q}' C_{q'} + (-\mathbf{k} - \mathbf{q}') C_{|\mathbf{k}-\mathbf{q}'|}] \\
&\quad \times \langle \delta \rho_{\mathbf{q}}(t) \delta \rho_{\mathbf{k}-\mathbf{q}}(t) \delta \rho_{\mathbf{q}'}(0) \delta \rho_{-\mathbf{k}-\mathbf{q}'}(0) \rangle.
\end{aligned} \tag{19}$$

Using the standard method⁸ we can now write a mode coupling theory equation in the over-damped limit for density-density correlation $S_k(t) = \langle \delta \rho_k(t) \delta \rho_{-k}(0) \rangle$ as,

$$\gamma \frac{\partial S_k(t)}{\partial t} + \frac{k_B T k^2}{S_k} S_k(t) + \int \mathcal{M}(t-\tau) \dot{S}_k(t) d\tau = 0. \tag{20}$$

Where we use Gaussian decoupling and Wick's theorem to treat the four-point correlation function in Eq.(19). Note that the numerical calculations are done for binary systems using well known binary MCT equation^{9,10}.

¹R. Zwanzig, PNAS **85**, 2029 (1988).

²R. Evans, Adv. Phys. **28**, 143 (1979).

³T. Ramakrishnan and M. Yussouff, Phys. Rev. B **19**, 2775 (1979).

⁴K. S. Schweizer, J. chem. phys. **123**, 244501 (2005).

⁵T. R. Kirkpatrick and P. G. Wolynes, Phys. Rev. A **35**, 3072 (1987).

⁶J. P. Hansen and I. R. McDonald, Theory of Simple Liquids (Academic, London, 1986).

⁷S. Nandi, Ph.D. Thesis (Indian Institute of Science, 2012).

⁸K. Kawasaki, J. stat. phys. **110**, 1249 (2003).

⁹E. Flenner and G. Szamel, Phys. Rev. E **72**, 031508 (2005).

¹⁰M. K. Nandi, A. Banerjee, S. Sengupta, S. Sastry, and S. M. Bhattacharyya, J Chem. Phys. **143**, 174504 (2015).