

Rewriting Context-free Families of String Diagrams



Vladimir Nikolaev Zamdzhiev
Oriol College
University of Oxford

A thesis submitted for the degree of
Doctor of Philosophy

Trinity 2016

Acknowledgements

I would like to thank my supervisors Prof. Bob Coecke and Prof. Samson Abramsky for giving me the opportunity to do a DPhil and also for the invaluable advice they have provided me over the course of my DPhil studies. I also want to thank Dr. Aleks Kissinger who was my primary supervisor during my DPhil. He spent a lot of his time on my supervision and has always been very helpful. I cannot imagine doing my DPhil without his help.

I also want to thank my family for their support during my studies. My mother, Simka Zamdzhieva, my father, Nikolay Zamdzhiev, and my sister, Desislava Zamdzhieva, have always been there to provide emotional support and advice. For this, I will always be very grateful.

I also gratefully acknowledge financial support from the Scatcherd European Scholarship and the EPSRC. I would not have been able to undertake this study without their financial support.

Thanks also go to many of my friends that I have met over the years. There are, of course, too many people to mention here, but special thanks go to Ventsislav Chonev, Nikola Vlahov, Alasdair Campbell, Joelle Grogan, Claire Deligny and Lucy Auton with whom I have shared many of my joys and worries during my DPhil studies. I also very much enjoyed my three year volunteer role as bar manager at Oriel College MCR, where I have met many friends. I would like to thank the Oriel MCR community for this excellent experience.

Abstract

String diagrams provide a convenient graphical framework which may be used for equational reasoning about morphisms of monoidal categories. However, unlike term rewriting, which is the standard way of reasoning about the morphisms of monoidal categories, rewriting string diagrams results in shorter equational proofs, because the string diagrammatic representation allows us to formally establish equalities modulo any rewrite steps which follow from the monoidal structure.

Manipulating string diagrams by hand is a time-consuming and error-prone process, especially for large string diagrams. This can be ameliorated by using software proof assistants, such as Quantomatic.

However, reasoning about concrete string diagrams may be limiting and in some scenarios it is necessary to reason about entire (infinite) families of string diagrams. When doing so, we face the same problems as for manipulating concrete string diagrams, but in addition, we risk making further mistakes if we are not precise enough about the way we represent (infinite) families of string diagrams.

The primary goal of this thesis is to design a mathematical framework for equational reasoning about infinite families of string diagrams which is amenable to computer automation. We will be working with context-free families of string diagrams and we will represent them using context-free graph grammars. We will model equations between infinite families of diagrams using rewrite rules between context-free grammars. Our framework represents equational reasoning about concrete string diagrams and context-free families of string diagrams using double-pushout rewriting on graphs and context-free graph grammars respectively. We will prove that our representation is sound by showing that it respects the concrete semantics of string diagrammatic reasoning and we will show that our framework is appropriate for software implementation by proving important decidability properties.

Contents

1	Introduction	1
2	Background	14
2.1	Adhesive Categories	15
2.1.1	Example: DPO rewriting in Set	22
2.1.2	Example: DPO rewriting in MultiGraph	23
2.2	Partially Adhesive Categories	27
2.2.1	Example: DPO rewriting in Graph	31
2.3	String Diagrams and String Graphs	35
2.3.1	String Diagrams	35
2.3.2	String Graphs	39
2.4	Families of String Diagrams and !-graphs	49
2.4.1	Infinite families of string diagrams	49
2.4.2	!-graphs	51
2.4.2.1	Graph-theoretic notions of !-graphs	51
2.4.2.2	Languages of !-graphs	55
2.5	Graph Grammars	61
2.5.1	edNCE grammars	61
2.5.2	Subclasses of edNCE grammars	72
2.5.3	Derivation Trees	75
2.5.4	Normal Forms	78
2.5.5	Monadic Second Order Logic for C-edNCE grammars	82
2.5.6	Decidability and Complexity results	84
2.5.7	Parikh's Theorem	86
2.6	Related Work	88

3	Context-free Graph Grammars for String Graphs	89
3.1	Limitations of $!$ -graph expressiveness	90
3.2	Expressivity of context-free grammars on string graphs	92
3.2.1	CFGGs and general $!$ -graphs	92
3.2.2	CFGGs and BGNO	96
3.3	Limitations of context-free graph grammars	102
4	B-ESG grammars	104
4.1	Encoded B-edNCE grammars	105
4.2	B-ESG grammars and their languages	113
4.3	Expressivity of B-ESG grammars	120
4.4	Decidability properties of B-ESG grammars	123
4.4.1	Wire-homeomorphism as MSO definable language	124
4.4.2	Membership problem	128
4.4.3	Match enumeration problem	131
4.5	Related work	134
5	Rewriting B-ESG grammars	135
5.1	Partial adhesivity of edNCE grammars	136
5.1.1	Multi-edNCE grammars	136
5.1.2	edNCE grammars	143
5.2	B-edNCE rewriting	150
5.2.1	Extended graph rewrites and graph substitution	151
5.2.2	Admissible B-edNCE grammar rewriting	159
5.3	B-ESG rewrite rules	172
5.4	B-ESG rewriting	182
5.4.1	Rewrites preserve B-ESG structure	186
5.4.2	Rewrites form a B-ESG pattern	193
5.4.3	Admissibility of the rewrites	195
5.4.4	Discussion	197
5.5	Related work	198
6	Conclusion and future work	200
6.1	Future work: Implementation in software	202
6.2	Future work: First-order logic for B-ESG grammars	202
6.3	Future work: Concurrency and rule composition	203
6.4	Future work: Applications	204

Chapter 1

Introduction

A *monoidal category* is a category \mathbf{C} which is equipped with a special object $I \in \mathbf{C}$, called the monoidal unit, and also a bifunctor $\otimes : \mathbf{C} \times \mathbf{C} \rightarrow \mathbf{C}$, which is associative and unital, called the *tensor product*. Like any other category, two morphisms f and g may be composed in the usual way $f \circ g$, provided they are compatible, but they may also be composed in another, orthogonal way, using the tensor product: $f \otimes g$.

Monoidal categories are defined at a high level of abstraction and they have found applications in many different fields. For example, in linguistics they can be used to provide the compositional semantics for sentences [8], in concurrency theory, monoidal categories describe the structure of Petri nets with boundary [49], in control theory they can be used to study signal-flow graphs [6, 5, 3] and in categorical quantum mechanics [1], monoidal categories provide the basic framework for all developments in the field and have been used to design diagrammatic calculi for quantum computation, such as the ZX-calculus [10, 9].

In any monoidal category, we can prove:

$$(f \otimes id) \circ (id \otimes g) = (id \otimes g) \circ (f \otimes id) \quad (1.0.1)$$

and the proof involves a few simple steps:

$$\begin{aligned} (f \otimes id) \circ (id \otimes g) &= (f \circ id) \otimes (id \circ g) && \text{(interchange law)} \\ &= (id \circ f) \otimes (g \circ id) && \text{(identity)} \\ &= (id \otimes g) \circ (f \otimes id) && \text{(interchange law)} \end{aligned}$$

where we have used the interchange law, which is not an axiom of monoidal categories, but a theorem which follows from its axioms (assuming the axiomatisation given in [39], also cf. proof of Equation (2.3.2)). However, instead of using terms like we did

above, the same fact can be established in an intuitively simpler way if we use *string diagrams*:

$$\begin{array}{c} \uparrow \\ \boxed{f} \\ \uparrow \end{array} \quad \begin{array}{c} \uparrow \\ \boxed{g} \\ \uparrow \end{array} = \begin{array}{c} \uparrow \\ \boxed{f} \\ \uparrow \end{array} \quad \begin{array}{c} \uparrow \\ \boxed{g} \\ \uparrow \end{array} \quad (1.0.2)$$

String diagrams [29] are two-dimensional graph-like structures which can be used to formally reason about monoidal categories in a sound and complete way – an equation between two morphisms in a monoidal category follows from the monoidal data iff the two string diagrams which represent these morphisms are isotropic, that is, one can be continuously deformed into the other. In the example above, we can see that by sliding the boxes up or down the wires, we can obtain one diagram from the other.

String diagrams may be used as an alternative to the standard term-based approach for equational reasoning in monoidal categories. One of the advantages provided by doing so is that equational reasoning may be done *modulo* any equality which follows from the monoidal axioms. As a result, by using string diagrams, equational proofs are shorter compared to proofs using term rewriting, because rewrite steps which follow from the monoidal structure are absorbed into the diagrammatic formalism. This also allows us to focus on the *additional* structure provided by the model category in which we are working in (that is, any structure on top of the monoidal one).

A particular example of a string diagrammatic theory is the ZX-calculus. It is a diagrammatic calculus which may be used to reason about quantum computation and information. Unlike the standard language for quantum computing which is based on the Hilbert space formalism, the ZX-calculus is described via string diagrams. The underlying monoidal category is **FdHilb**, the category of finite dimensional Hilbert spaces and linear maps. The standard presentation of the syntax of the ZX-calculus [10] includes generators of the form:

$$\begin{array}{c} \dots \\ \text{---} \end{array} \begin{array}{c} \text{---} \\ \text{---} \\ \text{---} \\ \text{---} \end{array} \begin{array}{c} \text{---} \\ \text{---} \\ \text{---} \\ \text{---} \end{array} \begin{array}{c} \dots \\ \text{---} \end{array} \quad \begin{array}{c} \dots \\ \text{---} \end{array} \begin{array}{c} \text{---} \\ \text{---} \\ \text{---} \\ \text{---} \end{array} \begin{array}{c} \text{---} \\ \text{---} \\ \text{---} \\ \text{---} \end{array} \begin{array}{c} \dots \\ \text{---} \end{array} \quad (1.0.3)$$

where $\alpha \in [0, 2\pi)$. These generators, when interpreted in **FdHilb**, define the following linear maps:

$$\begin{aligned}
\left[\begin{array}{c} n \\ \vdots \\ \text{green circle } \alpha \\ \vdots \\ m \end{array} \right] &= \begin{cases} |0^m\rangle \mapsto |0^n\rangle \\ |1^m\rangle \mapsto e^{i\alpha} |1^n\rangle \\ \text{others} \mapsto 0 \end{cases} \\
\left[\begin{array}{c} n \\ \vdots \\ \text{red circle } \alpha \\ \vdots \\ m \end{array} \right] &= \begin{cases} |+\rangle^m \mapsto |+\rangle^n \\ |-\rangle^m \mapsto e^{i\alpha} |-\rangle^n \\ \text{others} \mapsto 0 \end{cases}
\end{aligned}$$

where the green generators are defined over the $\{|0\rangle, |1\rangle\}^m$ basis and the red generators are defined over the $\{|+\rangle, |-\rangle\}^m$ basis. The equational rules of the ZX-calculus then describe how these two families of linear maps interact. However, unlike the usual way of reasoning about quantum computing, the relationships are described in a purely diagrammatic manner, so reasoning in the ZX-calculus can be done by diagram rewriting instead of using linear algebra.

If the labels α of the generators are allowed to range over $[0, 2\pi)$, then the ZX-calculus is *universal* for quantum computation, meaning it can exactly represent any morphism in **FdHilb**. However, in that case it is also *incomplete* [51], meaning that using its equational rules we cannot prove all true equalities in **FdHilb**. However, if we restrict the labels α to the integer multiples $k\pi/4$ in $[0, 2\pi)$, then the calculus is approximately universal and complete for an important segment of quantum computing, called Stabilizer Quantum Mechanics [2] and has many applications for Fault-Tolerant Quantum Computation [26]. We will use this version of the ZX-calculus as motivation for some of the constructions in this thesis and we will often provide examples using it in order to illustrate more abstract concepts that we develop.

Equational reasoning in the ZX-calculus is done by manipulating diagrams, instead of using linear algebra like in the traditional language for quantum computing. For example, a well-known fact in quantum computing is that the composition of two CNOT gates is the identity. The standard way of proving this in the traditional language is by evaluating the matrix representation of the composition, which in this case consists of multiplying two 4×4 matrices:

$$\begin{bmatrix} 1 & 0 & 0 & 0 \\ 0 & 1 & 0 & 0 \\ 0 & 0 & 0 & 1 \\ 0 & 0 & 1 & 0 \end{bmatrix} \begin{bmatrix} 1 & 0 & 0 & 0 \\ 0 & 1 & 0 & 0 \\ 0 & 0 & 0 & 1 \\ 0 & 0 & 1 & 0 \end{bmatrix} = \begin{bmatrix} 1 & 0 & 0 & 0 \\ 0 & 1 & 0 & 0 \\ 0 & 0 & 1 & 0 \\ 0 & 0 & 0 & 1 \end{bmatrix}$$

to get the identity matrix. The same fact can be formally established in the ZX-calculus by rewriting string diagrams:

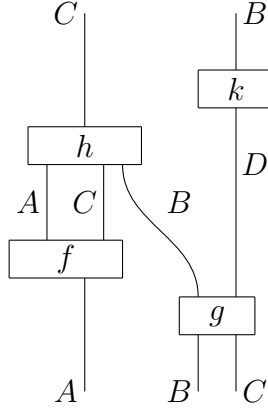
$$(1.0.4)$$

with respect to the axioms of the ZX-calculus. The monoidal structure of **FdHilb** is captured by the string diagrammatic nature of the calculus and the additional structure of **FdHilb** is captured by the equational axioms of the ZX-calculus. Rewriting diagrams in the ZX-calculus, with respect to its axiomatic rules, then corresponds to equational reasoning in **FdHilb** *modulo* any equational step which follows from the monoidal structure (such as the interchange law from above).

The shorter equational proofs is not the only advantage of using string diagrams for reasoning about monoidal categories. Composition of morphisms in a monoidal category is inherently two-dimensional – morphisms can be composed using the standard categorical composition $(- \circ -)$ or the tensor product $(- \otimes -)$. However, the term-based syntax for writing down morphisms is one-dimensional – we write our compositions on a line and we have to use brackets in order to correctly specify the order in which the composition operations need to be performed. Another advantage of using string diagrams is that their syntax captures the compositional relations of monoidal categories in a more intuitively clear way. We can see this even for simple cases – compare the term-based syntax of (1.0.1) with the string diagrammatic syntax of (1.0.2). The difference becomes even more pronounced when considering larger terms. For example, for morphisms $f : A \rightarrow A \otimes C$, $g : B \otimes C \rightarrow B \otimes D$, $h : A \otimes C \rightarrow C$, $k : D \rightarrow B$, compare:

$$(id_C \otimes k) \circ (h \otimes id_D) \circ (f \otimes id_B \otimes id_D) \circ (id_A \otimes g)$$

with:



Equational reasoning with string diagrams is done via subdiagram substitution. Given an equational rule between two string diagrams, one side of the rule is matched onto a subdiagram of some target diagram which we wish to rewrite, and the matched part is then replaced with the other side of the equational rule. For example, in rewrite step (4) of (1.0.4) above, the rule which is applied is simply:

$$\text{red dot on wire} = \text{empty wire}$$

However, rewriting large diagrams in such a way may involve many non-trivial rewrite steps [52]. Doing this by hand has several disadvantages: the process could take a long time, manually creating the diagrams at each step is tedious and it is possible to commit errors when a rewrite rule is not applied correctly. To avoid this, it is preferable to use a software proof assistant like *Quantomatic* [36] which can assist with the reasoning process. Internally, Quantomatic uses a discrete representation of string diagrams, called *string graphs* [31], which represents string diagrams as special kinds of labelled graphs and then string diagram rewriting is represented by the well-established graph transformation approach called *double-pushout rewriting* [11, 21].

Quantomatic is a diagrammatic proof assistant. It has a graphical user interface which allows users to define their own theories based on string diagrams and also to create and edit string diagrams and string diagram rewrite rules. Quantomatic supports two ways of rewriting string diagrams – user-guided, where users may apply rewrite rules at each step of the derivation, or fully automated rewriting, where multiple rewrite steps are performed by Quantomatic in accordance to user-defined tactics. Moreover, users may mix both approaches and the software allows them to explore multiple rewrite sequences. There are also useful export options – diagrams, rewrite rules and entire derivations may be exported as Tikz code ready to be embedded in a LaTeX document and they may also be easily exported as interactive HTML5 elements within a webpage. All of these features make Quantomatic a useful tool for

equational reasoning about string diagrams as it reduces the amount of time needed to manipulate them and greatly reduces the possibilities of errors being introduced during the derivation process.

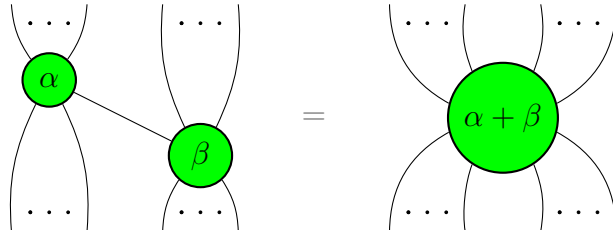
Aside from rewriting string diagrams one at a time, in many scenarios it is useful, and sometimes necessary, to rewrite entire *families* of string diagrams. By rewriting a single string diagram using some equational rule, we establish an equality between two string diagrams which therefore represents an equality between two morphisms in the category in which we are reasoning. However, in this thesis we will show that we can do equational reasoning for string diagrams at a higher level. A *family* of string diagrams is an (infinite) set of string diagrams which are related in some way. When rewriting a family of diagrams, we establish an *equational schema*, that is we establish (infinitely) many different equalities which relate pairs of string diagrams and thus morphisms. Reasoning in this way is strictly more general and then specific equalities between string diagrams follow as special cases of an equational schema.

We will give examples from the ZX-calculus to illustrate these ideas. To begin with, the standard presentation of the syntax of the ZX-calculus [10] includes generators which are described as families of diagrams, like in (1.0.3). This means that our green and red nodes may have any number of inputs or outputs. The standard axiomatisation contains concrete equational rules between concrete string diagrams, like the following one:



$$(1.0.5)$$

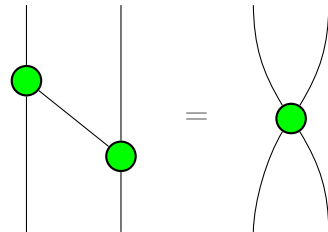
but it also contains equational schemas between families of ZX-diagrams which are introduced as axioms, like the following one:



$$(1.0.6)$$

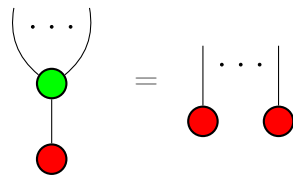
The open-ended wires at the bottom are called *inputs* and the open-ended wires at the top are called *outputs*. The intended meaning of this equational schema is that for any number of inputs or outputs, the two green nodes may be merged and their labels added together while preserving the inputs and outputs, as long as the two nodes are connected by a wire. This axiom of the ZX-calculus describes infinitely

many equalities between pairs of concrete diagrams. For example, if we require that both nodes have one input and one output and $\alpha = \beta = 0$, then we can get a concrete *instance* of the equational schema:



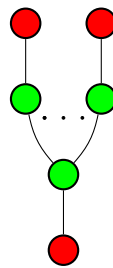
$$(1.0.7)$$

where we use the convention not to depict numbers α if they are equal to zero. An instance of an equational schema is simply an equational rule, which may be used to rewrite string diagrams. For example the instance (1.0.7) is used to perform rewrite step (1) of the rewrite sequence (1.0.4). But, we may also use an equational schema to rewrite an entire family of string diagrams, thereby establishing a new equational schema. For example, by inductively applying rewrite rules (1.0.5) and (1.0.6) we can easily prove that the following equational schema is also true:

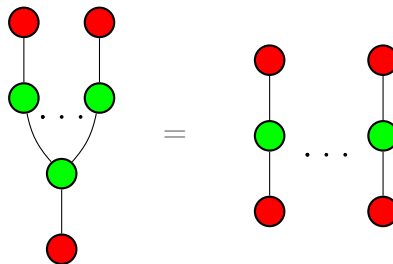


$$(1.0.8)$$

We can then apply this equational schema to the family of string diagrams given below:



to establish the new equational schema below:

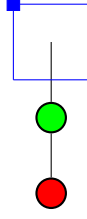


Equational reasoning on the level of families of string diagrams and equational schemas subsumes reasoning on the level of string diagrams and equational rules. Moreover, reasoning on this level is sometimes necessary. For example, quantum algorithms and protocols are usually described in terms which allow for input of arbitrary size. Therefore, if we wish to reason about them using the ZX-calculus, then we have to be able to talk about families of ZX-diagrams. The primary focus of this thesis is the study of infinite families of string diagrams, and in particular, the formal methods which could be used to do equational reasoning with them. We will not restrict ourselves to the ZX-calculus or any other specific theory. Instead, we will study this problem in generality – we only assume that our string diagrams can be labelled over finite alphabets of node and wire labels, and we will show how we can do equational reasoning for certain infinite families of string diagrams.

When working with large families of string diagrams (in terms of the number of nodes and edges required to depict them) we face the same problems as with working with large concrete string diagrams. Therefore, ideally, we would wish to be able to perform the reasoning process using software support. However, when describing families of string diagrams so far, we have been rather informal. We described these families using the (\dots) notation. While this notation is intuitive, it is not precise enough for computer implementation. Therefore, if we wish to work with infinite families of string diagrams using a proof assistant, then we need to be able to describe these families using a formal notation.

Quantomatic does support reasoning with certain infinite families of string diagrams. These families are described by the theory of *!-graphs*, pronounced, *bang graphs*. *!-graphs*, as the name suggests, are special kinds of graphs. They are strictly more general compared to string graphs. Instead of using the (\dots) notation, families of string diagrams are denoted by marking subgraphs of a string graph with *!-boxes*, which are graphically depicted by drawing a blue box around the required subgraph. The subgraphs which are marked by *!-boxes* are allowed to be copied an arbitrary number of times while preserving the connection relations with the rest of the graph. This is the mechanism used by *!-graphs* in order to represent infinite families of string diagrams.

For example, in Quantomatic we can depict a *!-graph* in the following way:



and it is interpreted as the family of diagrams on the left-hand side of (1.0.8). More formally, it is the set:

$$\left[\begin{array}{c} \text{blue box} \\ | \\ \text{green circle} \\ | \\ \text{red circle} \end{array} \right] = \left\{ \begin{array}{c} \text{green circle} \\ | \\ \text{red circle} \end{array}, \begin{array}{c} | \\ | \\ \text{green circle} \\ | \\ \text{red circle} \end{array}, \begin{array}{c} \text{Y-shape} \\ | \\ \text{green circle} \\ | \\ \text{red circle} \end{array}, \begin{array}{c} \text{Y-shape} \\ | \\ \text{green circle} \\ | \\ \text{red circle} \end{array}, \dots \right\}$$

Then, an equational schema between two families of string diagrams is represented by a pair of !-graphs with a bijective correspondence between their !-boxes. For example, the equational schema (1.0.8) is represented by:

$$\begin{array}{c} b_1 \\ \text{blue box} \\ | \\ \text{green circle} \\ | \\ \text{red circle} \end{array} = \begin{array}{c} b_1 \\ \text{blue box} \\ | \\ \text{red circle} \end{array}$$

Finally, equational reasoning between entire (infinite) families of string diagrams is represented by double-pushout (DPO) rewriting of !-graphs. Quantomatic fully supports this kind of rewriting and provides features for fully automated and user-guided rewriting of families of diagrams.

However, the !-graph formalism is limited in terms of its expressive power. !-graphs can only represent families of string diagrams which are of bounded diameter, meaning that there is a fixed upper bound on the shortest distance between any pair of nodes in its diagrams. In the context of the ZX-calculus, this is very limiting, because it means that any protocol or algorithm whose time-complexity is not constant cannot be described via !-graphs. Another limitation is that !-graphs can only represent families of string diagrams which are finitely colourable. For example, this means that !-graphs cannot represent any family of string diagrams which contain a clique of arbitrary size. In the context of the ZX-calculus this means that we cannot represent

the local complementation rule of [20], given by:

$$\begin{array}{c}
 \text{Left side:} \\
 \text{A green vertex} \rightarrow \text{H} \text{ gates} \rightarrow K_{n-1} \text{ graph} \\
 \text{Right side:} \\
 \text{A red vertex with } \pi/2 \rightarrow \text{H} \text{ gates} \rightarrow \text{Green vertices with } -\pi/2
 \end{array}
 \quad = \quad
 \begin{array}{c}
 \text{Right side:} \\
 \text{A red vertex with } \pi/2 \rightarrow \text{H} \text{ gates} \rightarrow \text{Green vertices with } -\pi/2
 \end{array}
 \quad (1.0.9)$$

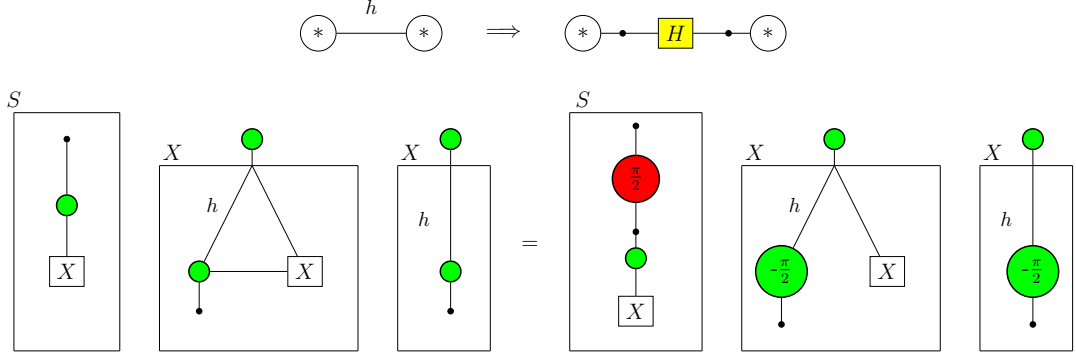
where K_{n-1} denotes the totally connected graph on $n - 1$ green vertices connected to each other via Hadamard (H) gates. This rule is very important as it is used in the only known decision procedure for equality of stabilizer operations in the ZX-calculus [2]. In fact, one of the initial design goals for the !-graph formalism was precisely this – the ability to represent the local complementation rule of the ZX-calculus.¹

Our primary motivation in this thesis is to develop an alternative to the !-graph formalism which avoids some of its limitations in terms of expressive power, while retaining as many of its useful features as possible. In particular, we wish to be able to do equational reasoning on infinite families of string diagrams in a formal way which can be implemented in Quantomatic, or other software proof-assistants. Of course, as with any other language generating device, there is a tradeoff between expressive power on one side and decidability, complexity and structural properties on the other.

The alternative which we propose is based on (slightly extended) *context-free graph grammars* [24], which avoid both of the limitations of !-graphs described above. These grammars are a generalisation of the standard context-free grammars on strings. However, context-free graph grammars (CFGGs) generate languages of graphs, not strings, and they are strictly more powerful than the standard context-free string grammars. Both CFGGs and !-graphs can generate languages of graphs, but as we shall show, the classes of languages which they induce are incomparable – there are !-graph languages which cannot be represented using CFGGs and vice-versa.

¹Ross Duncan. Personal communication.

In particular, the alternative grammars to $!$ -graphs which we shall study are called *B-ESG grammars*, which is a shorthand for Boundary Encoded String Graph grammars. B-ESG grammars are a special kind of CFGGs with a simple extension which allows us to encode some additional graph structure in specially labelled edges. An example of a B-ESG grammar which represents the local complementation rule of Equation (1.0.9) is given by:



This is a compact representation of a very powerful and complicated derived rule of the ZX-calculus which $!$ -graphs cannot express. In later chapters, we will describe in detail how B-ESG grammars work and how they can represent equational rules of the ZX-calculus.

We will show that our proposed alternative is strictly more expressive than an important class of $!$ -graphs, called *$!$ -graphs with trivial overlap*. The author does not know of any $!$ -graph languages of interest for practical applications outside of that class, so the proposed alternative is suitable in terms of expressive power for current known uses. We also show how B-ESG grammars can be used to represent equational schemas between infinite context-free families of string diagrams. Our proposed framework also supports rewriting infinite families of string diagrams using already established equational schemas. All of our rewrites are kept sound in the sense that they respect the concrete semantics of the equational schemas and families of diagrams used in the rewrites. Moreover, because we are also interested in implementing software support for our framework, we keep all of our constructions decidable.

The rest of the thesis is structured as follows. In Chapter 2, we introduce all of the relevant background theory. This includes an introduction to *adhesive* and *partially adhesive* categories which show how to do DPO rewriting. DPO rewriting is the graph transformation mechanism which we use in order to model equational reasoning, both for string diagrams and also for families of string diagrams. We also describe string diagrams and their discrete representation, string graphs, in sufficient

detail. We then give a more detailed introduction to families of string diagrams and !-graphs. We conclude the background chapter by introducing the context-free graph grammars (CFGGs) which we shall be using. In particular, we shall be working with B-edNCE graph grammars. This chapter does not contain any original work, except for a few simple propositions.

The original work is presented in the rest of the chapters. In Chapter 3, we consider the expressive power of CFGGs on languages of string graphs. In particular, we show that the two dominant classes of context-free graph grammars – Vertex Replacement (VR) and Hyperedge Replacement (HR) grammars – have the same expressive power on languages of string graphs, whereas on general graphs VR grammars are strictly more expressive compared to HR grammars. We will show that CFGGs are strictly more expressive than a class of !-graphs called *!-graphs with no overlap*. This is an important class of !-graphs, but there are other !-graph languages of interest which are not included in it. We also showcase some limitations of both !-graph languages and CFGG languages and use that as justification to consider a slightly more expressive language generating device, which is introduced in the next chapter.

In Chapter 4, we introduce a simple extension to B-edNCE grammars, which are special kinds of VR grammars. This extension provides them with a little bit more expressive power compared to standard B-edNCE grammars. We call these grammars *encoded* B-edNCE grammars. The extension formalises the idea that specially labelled edges can be thought of as fixed graphs. This idea increases the expressive power of B-edNCE grammars, however, it does not increase the expressive power of HR grammars. This simple extension allows us to cover languages of interest, however it is not clear how HR grammars can be extended to cover the same languages and for this reason we base our investigations on encoded B-edNCE grammars. We then provide sufficient and easily decidable conditions for encoded B-edNCE grammars which guarantee that they generate only languages of string graphs and call the grammars which satisfy these conditions *B-ESG* grammars. Therefore by restricting ourselves to B-ESG grammars, we can represent families of string diagrams. We also show that the B-ESG grammars are the largest class of encoded B-edNCE grammars which generate languages of string graphs. We also prove that B-ESG grammars are strictly more expressive than !-graphs with trivial overlap. We conclude by showing that B-ESG grammars have important decidability properties for the operation of a software proof-assistant. In particular, we show that the membership problem and the matching enumeration problems are decidable.

In Chapter 5, we begin by showing that DPO rewriting is well-behaved for B-edNCE grammars. We then show how to rewrite B-edNCE grammars using DPO rewriting, such that the rewrites are sound with respect to the concrete semantics, that is, any concrete instance of our grammar rewrites corresponds to a sequence of concrete rewrite rules from the equational schemas we are representing. These techniques are then extended to B-ESG grammars by showing that we can rewrite B-ESG grammars using B-ESG rewrite rules in a sound way. In terms of string diagrams, this shows that we can do equational reasoning on context-free families of string diagrams using equational schemas where both sides of the schema are also a context-free family of diagrams.

Finally, in Chapter 6, we provide some concluding remarks and discuss future work.

Chapter 2

Background

In Section 2.1, we introduce *adhesive* categories, which are categories suitable for doing double-pushout (DPO) rewriting. Specific instances of adhesive categories which are presented are **Set** and **MultiGraph** – the categories of sets and multigraphs respectively.

However, in this thesis, we will also be doing DPO rewriting in categories which are not adhesive. In Section 2.2, we will describe *partially adhesive* categories, which are categories where DPO rewriting behaves exactly like DPO rewriting in their ambient adhesive category, provided that the rewrite rules and matchings satisfy additional conditions. **Graph**, the category of graphs where parallel edges are not allowed, is an example of a partially adhesive category (with ambient adhesive category **MultiGraph**) which is discussed.

In Section 2.3, we introduce *string diagrams*, which are the primary objects which we wish to reason about. We describe their relationship to (traced symmetric) monoidal categories and then introduce a discrete representation of string diagrams, called *string graphs*, which we shall use as it is more straightforward to build a proof assistant on top of this theory. We also describe the partially adhesive structure of string graphs.

We proceed by introducing *families* of string diagrams in Section 2.4 and show how we can reason about infinitely many string diagrams at the same time, instead of just concrete string diagrams. We also describe *!-graphs* which provide for a formal and finite way to represent certain infinite families of string graphs (and thus string diagrams).

Finally, in Section 2.5, we provide an introduction to *context-free graph grammars*. This is the main mechanism which we use in order to represent families of string graphs, as an alternative to *!-graphs*, in later chapters and most of the original results are stated for these grammars.

2.1 Adhesive Categories

Adhesive categories were introduced by Lack and Sobocinski in [38]. Adhesive categories establish a categorical framework which generalises the standard method of doing double-pushout (DPO) rewriting on graphs. Because of the high level of abstraction on which adhesive categories are defined, DPO rewriting can be performed on any category which is shown to satisfy their axioms and the rewrites retain important properties enjoyed by DPO rewriting on graphs, such as the Local Church-Rosser Theorem and the Concurrency Theorem.

Adhesive categories fit in very nicely in the context of this thesis. We will be doing DPO rewriting on both graphs and edNCE grammars both of which will be based on two different graph models. DPO rewriting over graphs is well-known, but it has not been studied in the context of edNCE grammars. So, instead of showing how DPO rewriting works in each of those cases, we will recall how DPO rewriting can be performed in adhesive categories where it has already been demonstrated. To make use of these results, we will show that the specific categories we are interested in are adhesive (or partially adhesive, see Section 2.2) and then DPO rewriting along with several useful lemmas follow as a result in each of our model categories.

In this section, we will introduce all of the definitions and propositions related to adhesive categories and DPO rewriting that we will need in the rest of the thesis. We begin by providing the formal definition for an adhesive category.

Definition 2.1.1 (Adhesive Category [38]). A category \mathbf{C} is said to be *adhesive* if

1. \mathbf{C} has pushouts along monomorphisms
2. \mathbf{C} has pullbacks
3. pushouts along monomorphisms are van Kampen squares

Van Kampen squares are crucial for establishing many of the properties of adhesive categories. However, in this thesis, we do not make direct use of them in any definitions or propositions. Thus, it is not necessary to understand what a van Kampen square is and for this reason we will not provide a formal definition.

We will also not make any further references to pullbacks either, so the only important part of the definition (in the context of this thesis) is that pushouts along monomorphisms always exist. To show that the categories we are interested in are adhesive, we will consider a few well-known examples of adhesive categories and then we will make use of two lemmas which show that adhesive categories are closed under

certain categorical constructions. These lemmas and one of the examples are provided below.

Example 2.1.2 ([38]). The category **Set** is adhesive.

Lemma 2.1.3 ([38]). *If \mathbf{C} is adhesive then so are \mathbf{C}/C and C/\mathbf{C} for any object C of \mathbf{C} .*

Lemma 2.1.4 ([38]). *If \mathbf{C} is adhesive then so is any functor category $[\mathbf{X}, \mathbf{C}]$.*

These two lemmas are powerful and they allow us to easily prove adhesivity of some of the categories we are interested in. We shall illustrate this now by proving that the category of labelled multigraphs is adhesive, which is well-known and pointed out in [38].

Definition 2.1.5 (Unlabelled Multigraphs). The category of *unlabelled multigraphs* is **UMultiGraph**. This category is defined as the functor category $[\mathbb{G}, \mathbf{Set}]$, where \mathbb{G} is the two object category given by:

$$E \begin{array}{c} \xrightarrow{s} \\ \xrightarrow{t} \end{array} V$$

For a multigraph $H \in \mathbf{UMultiGraph}$, we shall denote with V_H its set of vertices and with E_H its set of edges.

This definition is standard in the graph transformation literature. An object of **UMultiGraph** consists of a set of vertices (V), a set of edges (E) and two functions s (source) and t (target) which assign the source and target vertices to edges. Note, that the graphs in this category may have self-loops and parallel edges (also frequently called multiple edges). For this reason, we will refer to them as unlabelled *multigraphs*. We will later introduce *graphs* which are just labelled multigraphs which do not have any self-loops and any pair of parallel edges needs to have different labels.

Now we can easily prove that this category is adhesive.

Lemma 2.1.6. **UMultiGraph** *is an adhesive category.*

Proof. Combining Lemma 2.1.4 with Example 2.1.2, it follows immediately that the category **UMultiGraph** is adhesive. \square

We can extend our multigraphs by introducing labels. A *labelled multigraph* is a multigraph where there are two labelling functions which assign labels to the vertices and edges of the multigraph.

Definition 2.1.7 (Multigraphs). The category of *labelled multigraphs* over an alphabet of vertex labels Σ and an alphabet of edge labels Γ , is the category $\mathbf{MultiGraph}_{\Sigma, \Gamma}$ whose objects are pairs (H, l) with $H \in \mathbf{UMultiGraph}$ an unlabelled multigraph and $l = (l_V, l_E)$ a pair of labelling functions:

$$\begin{aligned} l_V : V_H &\rightarrow \Sigma && \text{(the vertex labelling function)} \\ l_E : E_H &\rightarrow \Gamma && \text{(the edge labelling function)} \end{aligned}$$

A morphism between two multigraphs $f : (G, l) \rightarrow (H, l')$ is a morphism $f : G \rightarrow H$ of $\mathbf{UMultiGraph}$, which in addition respects the labelling, that is the following diagrams commute:

$$\begin{array}{ccc} V_G & \xrightarrow{f_V} & V_H \\ l_V \searrow & & \nearrow l'_V \\ & \Sigma & \end{array} \qquad \begin{array}{ccc} E_G & \xrightarrow{f_E} & E_H \\ l_E \searrow & & \nearrow l'_E \\ & \Gamma & \end{array}$$

Labelled multigraphs are strictly more general than unlabelled multigraphs – by choosing singleton sets for the vertex and edge label alphabets Σ and Γ , we get $\mathbf{UMultiGraph} \cong \mathbf{MultiGraph}_{\Sigma, \Gamma}$. We will be working with labelled multigraphs from now on, so for brevity we will simply refer to them as multigraphs. If the alphabets Σ and Γ are clear from the context, then we will simply write $\mathbf{MultiGraph}$ for the category of labelled multigraphs over Σ and Γ . If $H \in \mathbf{MultiGraph}$, then we shall denote with $[H]$ the set of all multigraphs isomorphic to H .

Lemma 2.1.8. $\mathbf{MultiGraph}_{\Sigma, \Gamma}$ is adhesive.

Proof. Consider the category of *typed multigraphs* $\mathbf{UMultiGraph}/T$, where $T \in \mathbf{UMultiGraph}$ is the multigraph given by:

$$\Gamma \times \Sigma \times \Sigma \begin{array}{c} \xrightarrow{\pi_2} \\ \xrightarrow{\pi_3} \end{array} \Sigma$$

The typing graph T in the above definition has vertices given by the vertex label alphabet Σ and for each pair of vertices (u, v) and each edge label $\gamma \in \Gamma$, there is an edge from u to v with label γ . Thus, an object in the slice category $\mathbf{UMultiGraph}/T$ assigns a vertex label to each vertex and an edge label to each edge with no further restrictions. It is well-known (and easy to see) that $\mathbf{MultiGraph}_{\Sigma, \Gamma}$ is isomorphic to the slice category $\mathbf{UMultiGraph}/T$ [4]. Therefore $\mathbf{MultiGraph}_{\Sigma, \Gamma}$ is adhesive by Lemma 2.1.3. \square

In a similar way, by making use of these two lemmas, we will later show that the category of multi-edNCE grammars is adhesive.

Adhesive categories can be used in order to understand rewriting for certain kinds of structures. One of the most basic notions related to that is the notion of a rewrite rule. It can be defined in an arbitrary category, not necessarily an adhesive one. Intuitively, a rewrite rule consists of a left-hand side object, a right-hand side object and a third object which appears as a subobject in both of them.

Definition 2.1.9 (Rewrite rule). A *rewrite rule* t in an arbitrary category \mathbf{C} is a span of monomorphisms $L \xleftarrow{l} I \xrightarrow{r} R$.

We shall refer to L as the *left-hand side* of the rule, R as the *right-hand side* and I as the *interface* of the rule. In the literature, rewrite rules (or productions in DPO grammars) are sometimes defined simply as a span. However, some of the important theorems and lemmas about adhesive categories only hold for spans over monomorphisms. In addition, we will only consider rewrite rules consisting of a pair of monomorphisms and for this reason we choose the above definition. We will use rewrite rules in appropriate categories in order to encode equations (equational schemas) between string diagrams (families of string diagrams).

Next, we consider a lemma which relates the monomorphisms of a span to their counterparts in a pushout square.

Lemma 2.1.10 ([38]). *In any adhesive category, monomorphisms are stable under pushout.*

Therefore, in any adhesive category, given a span of monomorphisms, the pushout is guaranteed to exist and will consist of four monomorphisms. All of the pushouts that we will consider in the main body of the thesis will be over monomorphisms and this lemma will help us to establish that.

Next, we will introduce the notion of pushout complement. Intuitively, it can be thought of as an operation where we subtract a part L from another object H while preserving a third part I which is shared by both objects.

Definition 2.1.11 (Pushout complement [38]). Let $l : I \rightarrow L$ and $m : L \rightarrow H$, be two morphisms in an arbitrary category. The *pushout complement* of the pair (l, m) consists of morphisms $k : I \rightarrow K$ and $s : K \rightarrow H$ for which the resulting square:

$$\begin{array}{ccc}
L & \xleftarrow{l} & I \\
m \downarrow & & \downarrow k \\
H & \xleftarrow{s} & K
\end{array}$$

commutes and is a pushout.

Unlike the pushout, a pushout complement is not a universal construction in category theory. A pushout complement is not necessarily unique and in certain categories there can be two or more non-isomorphic objects that form a pushout complement. However, adhesive categories ensure that pushout complements are indeed unique (up to isomorphism) when they are computed over monomorphisms. We will only consider pushout complements and pushouts where all morphisms are monomorphisms and therefore the following lemma is of great importance.

Lemma 2.1.12 ([38]). *In any adhesive category, pushout complements of monos (if they exist) are unique up to isomorphism.*

The significance of this lemma is that it establishes the uniqueness of DPO rewriting in adhesive categories. As already mentioned, a DPO rewrite consists of two operations – first, the pushout complement is computed and then the pushout of the newly established span. The pushout is always unique and the above lemma tells us that the entire DPO rewrite is then unique as well.

The next lemma will be useful in showing that all morphisms in our DPO diagrams are mono.

Lemma 2.1.13. *In any adhesive category, if $H \xleftarrow{m} L \xleftarrow{l} I$ are both monomorphisms and their pushout complement exists:*

$$\begin{array}{ccc}
L & \xleftarrow{l} & I \\
m \downarrow & & \downarrow k \\
H & \xleftarrow{s} & K
\end{array}$$

then s and k are also monomorphisms.

Proof. In any adhesive category, monomorphisms are stable under pushout (Lemma 2.1.10). Therefore, s is a monomorphism.

The square commutes and therefore we know $m \circ l = s \circ k$. Both m and l are monomorphisms and therefore $m \circ l$ and thus $s \circ k$ are also monos. The latter then implies k is a mono as well. \square

Adhesive categories ensure that pushout complements are unique, but we still don't know under what conditions a pushout complement exists. However, the answer is not provided by the framework of adhesive categories. Instead, the conditions need to be determined in every model category in which we wish to do rewriting separately. The following definition formalizes this idea.

Definition 2.1.14 (Matching conditions). In any category \mathbf{C} , given a rewrite rule $t := L \xleftarrow{l} I \xrightarrow{r} R$, a morphism $m : L \rightarrow H$ satisfies the *matching conditions* with respect to t precisely when there exists a pushout complement of (l, m) . A *matching* is a monomorphism $m : L \rightarrow H$ which satisfies the matching conditions.

The matching conditions are also called the *gluing* conditions in the literature. Note, that in the above definition a matching has to be a monomorphism. In the literature, this is not always the case, but in this thesis we will only consider injective matchings, so we build this requirement into the definition in order to simplify the rest of the presentation.

The matching conditions depend on the category \mathbf{C} in which we wish to compute the pushout complement. For example, the matching conditions in the category **Set** are trivial – they are satisfied by any mono. The matching conditions in the category **MultiGraph** are given below.

Example 2.1.15 ([11]). In the category **MultiGraph**, given a rewrite rule $L \xleftarrow{l} I \xrightarrow{r} R$ and a monomorphism $m : L \rightarrow H$, the pushout complement of (l, m) exists iff the following condition is satisfied:

No dangling edges: No edge $e \in E_H - m(E_L)$ is incident to any vertex $v \in m(V_L - l(V_I))$

The matching conditions for graphs have been well-known for decades and clearly they are easy to decide by a computer. We shall see that when we consider rewriting edNCE grammars, the matching conditions will be straightforward generalisations of the above matching conditions for graphs.

The final and most central notion that we will introduce in this section is that of a DPO rewrite.

Definition 2.1.16 (DPO Rewrite [38]). In any category \mathbf{C} , given a rewrite rule $t := L \xleftarrow{l} I \xrightarrow{r} R$, and a monomorphism $m : L \rightarrow H$, we say H *rewrites* to M using t over m , and denote it with $H \rightsquigarrow_{t,m} M$ if the following diagram exists:

$$\begin{array}{ccccc}
L & \xleftarrow{l} & I & \xrightarrow{r} & R \\
\downarrow m & & \downarrow k & & \downarrow f \\
H & \xleftarrow{s} & K & \xrightarrow{g} & M
\end{array}$$

and both squares are pushouts.

We will also refer to DPO rewrites simply as *rewrites* because this will be the only kind of rewriting that we will consider. A rewrite consists of applying a rewrite rule at a specified mono to a given object. Then, a pushout complement (left square) is computed (if it exists) which may or may not be unique. In an adhesive category, we already know that it is unique. Following that, the second pushout (right square) is computed which may or may not exist, however in an adhesive category it is guaranteed to exist. This can be made precise via the following theorem.

Theorem 2.1.17. *In any adhesive category \mathbf{C} , given a rewrite rule $t := L \xleftarrow{l} I \xrightarrow{r} R$ and a matching $m : L \rightarrow H$, then $H \rightsquigarrow_{t,m} M$, where M is uniquely determined (up to isomorphism) by the following DPO diagram:*

$$\begin{array}{ccccc}
L & \xleftarrow{l} & I & \xrightarrow{r} & R \\
\downarrow m & & \downarrow k & & \downarrow f \\
H & \xleftarrow{s} & K & \xrightarrow{g} & M
\end{array}$$

Moreover, all morphisms in the above diagram are mono.

Proof. m satisfies the matching conditions therefore a pushout complement of (l, m) exists. From Lemma 2.1.12 the pushout complement is unique (up to isomorphism) and from Lemma 2.1.13 it follows that k and s are mono. Then, by the first defining property of adhesive categories, the right pushout square exists and therefore M is uniquely determined (up to isomorphism). Finally, Lemma 2.1.10 shows that f and g are also mono. \square

Therefore, in any adhesive category, a rewrite rule and a matching ensure that a rewrite can be performed and it is unique. Next, we will consider two concrete examples of DPO rewriting in adhesive categories – one in the category of sets and one in the category of multigraphs.

2.1.1 Example: DPO rewriting in Set

As a concrete example, let's see how DPO rewriting works in the category of sets and total functions **Set**. In full generality, in **Set**, the pushout of the two monos l, k in the square below:

$$\begin{array}{ccc} L & \xleftarrow{l} & I \\ m \downarrow & & \downarrow k \\ H & \xleftarrow{s} & K \end{array}$$

is given (up to iso) by the set $H := L \sqcup K / \sim$, where $(-\sqcup-)$ is the disjoint union, \sim is the finest equivalence relation which relates $j_1 \circ l(i) \sim j_2 \circ k(i)$ for every $i \in I$, where j_1, j_2 are the inclusions of the disjoint union. Therefore, H is the quotient of the disjoint union of L and K under the equivalence relation \sim . Then, $m(x) = [j_1(x)]_\sim$ and $s(x) = [j_2(x)]_\sim$.

Given a pair of monos $H \xleftarrow{m} L \xleftarrow{l} I$, then the pushout complement of (l, m) always exists and is given (up to iso) by the set $K := H - m(L - l(I))$, the subset inclusion $s : K \hookrightarrow H$ and the function $k : I \rightarrow K$, given by $k := l$.

Let's look at a couple of specific examples. Consider the following rewrite rule:

$$\{a, b, c\} \longleftarrow \{a, b\} \longrightarrow \{a, b, f, g\}$$

where both morphisms are just the subset inclusions. The elements of the interface set we will call *interface elements* or *boundary elements*. The elements of the LHS set which are not in the image of the interface are called *interior* elements.

In **Set**, the matching conditions are trivial – they are always satisfied by any monomorphism. Therefore, this rewrite rule can be applied to any set with cardinality three or higher. What the rule does is to preserve two elements of the target set (a, b) , delete one other element (c) and then add two additional elements to it (f, g) . An application of the rule to the target set $\{a, b, c, d, e\}$ is shown below:

$$\begin{array}{ccccc} \{a, b, c\} & \longleftarrow & \{a, b\} & \longrightarrow & \{a, b, f, g\} \\ \downarrow & & \downarrow & & \downarrow \\ \{a, b, c, d, e\} & \longleftarrow & \{a, b, d, e\} & \longrightarrow & \{a, b, d, e, f, g\} \end{array}$$

where again the morphisms are the subset inclusions. Computing the pushout complement can be done by removing the interior elements from the target set. In this case, this amounts to removing the element c . Once that is done, the right pushout is computed, which in this case is just the union of the two sets.

Of course, the morphisms do not have to be subset inclusions because DPO rewriting is defined up to isomorphism. So, let's consider another case – we will apply the same rewrite rule to the target set $\{a', b', c', f, g\}$. The result is illustrated by the following DPO diagram:

$$\begin{array}{ccccc}
 \{a, b, c\} & \longleftarrow & \{a, b\} & \longrightarrow & \{a, b, f, g\} \\
 \downarrow & & \downarrow & & \downarrow \\
 \{a', b', c', f, g\} & \longleftarrow & \{a', b', f, g\} & \longrightarrow & \{a', b', f, g, f', g'\}
 \end{array}$$

where the horizontal morphisms are subset inclusions and the vertical morphisms all map $x \mapsto x'$.

In the rest of the thesis, we will be doing DPO rewriting on graphs and edNCE grammars. As we have already pointed out, DPO rewriting on edNCE grammars is a straightforward generalisation from DPO rewriting on graphs. The latter is, in turn, a generalisation of DPO rewriting on sets. Indeed, sets can be seen as totally disconnected graphs (graphs with no edges) and vice versa. In this sense DPO rewriting on graphs fully generalises DPO rewriting on sets. Nevertheless, DPO rewriting on sets acts in the same way as DPO rewriting does (component-wise) on the set of vertices and set of edges of a graph and also in the same way as DPO rewriting on the different components of edNCE grammars as we shall see. Therefore, understanding DPO rewriting on sets is crucial for the rest of the work as it is the most fundamental mechanism for rewrites.

2.1.2 Example: DPO rewriting in MultiGraph

Next, let's consider DPO rewriting in the category of multigraphs. In **MultiGraph**, the pushout and the pushout complement are computed component-wise in the same way as in **Set**. The pushout of the two monos g, k in the square below:

$$\begin{array}{ccc}
L & \xleftarrow{g} & I \\
m \downarrow & & \downarrow k \\
H & \xleftarrow{f} & K
\end{array}$$

is given by the multigraph H with components (vertices and edges) V_H and E_H given by the pushouts in **Set** :

$$\begin{array}{ccc}
V_L & \xleftarrow{g_V} & V_I \\
m_V \downarrow & & \downarrow k_V \\
V_H & \xleftarrow{f_V} & V_K
\end{array}
\quad
\begin{array}{ccc}
E_L & \xleftarrow{g_E} & E_I \\
m_E \downarrow & & \downarrow k_E \\
E_H & \xleftarrow{f_E} & E_K
\end{array}$$

and assigning functions (source and target) s and t given by:

$$s_H(e) = \begin{cases} m_V \circ s_L(e') & \text{if } e = m_E(e') \text{ for some } e' \in E_L \\ f_V \circ s_K(e') & \text{if } e = f_E(e') \text{ for some } e' \in E_K \end{cases}$$

$$t_H(e) = \begin{cases} m_V \circ t_L(e') & \text{if } e = m_E(e') \text{ for some } e' \in E_L \\ f_V \circ t_K(e') & \text{if } e = f_E(e') \text{ for some } e' \in E_K \end{cases}$$

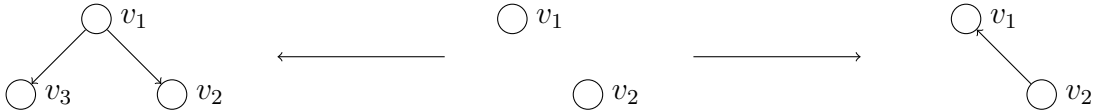
and with labelling functions l_V^H, l_E^H given by:

$$l_V^H(v) = \begin{cases} l_V^L(v') & \text{if } v = m_V(v') \text{ for some } v' \in V_L \\ l_V^K(v') & \text{if } v = f_V(v') \text{ for some } v' \in V_K \end{cases}$$

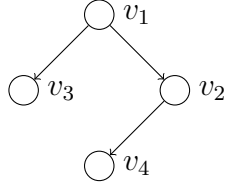
$$l_E^H(e) = \begin{cases} l_E^L(e') & \text{if } e = m_E(e') \text{ for some } e' \in E_L \\ l_E^K(e') & \text{if } e = f_E(e') \text{ for some } e' \in E_K \end{cases}$$

Given a pair of monos $H \xleftarrow{m} L \xleftarrow{g} I$, the pushout complement of (g, m) , exists iff m satisfies the no dangling edges condition (cf. Example 2.1.15). If that is the case, the pushout complement is given (up to iso) by the full subgraph K of H with components $X_K := X_H - m_X(X_L - g_X(X_I))$, for $X \in \{V, E\}$, the subgraph inclusion $f : K \hookrightarrow H$ and the graph homomorphism $k : I \rightarrow K$, where $k = g$ set-theoretically.

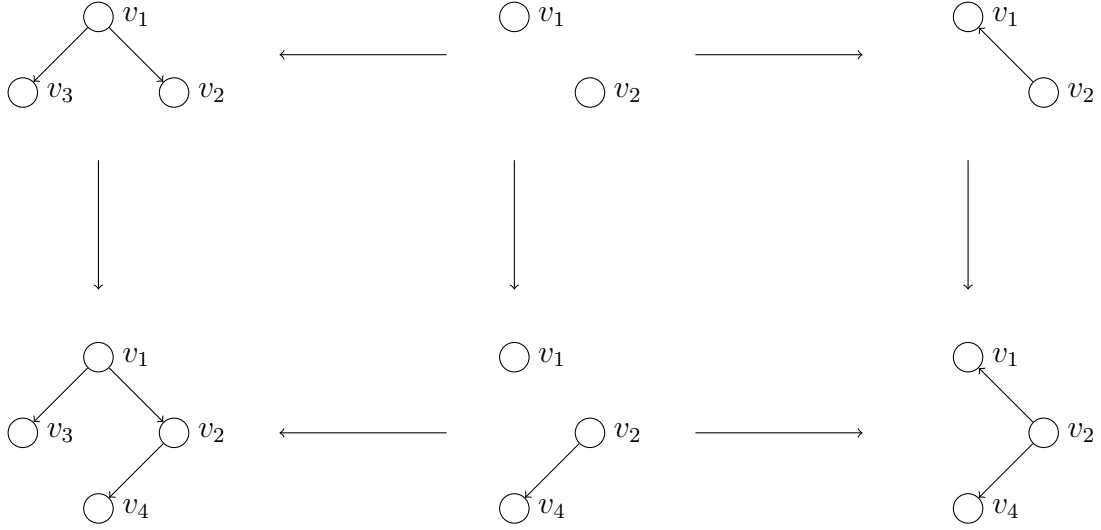
Let's look at a couple of specific examples. Consider the following rewrite rule:



The effect of this rewrite rule is to remove one vertex (v_3) and the only other incident edge to it from a target multigraph and also to reverse the direction of one other edge, provided a suitable matching can be found. For example, we may apply this rule to the target multigraph:

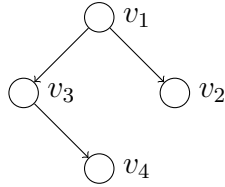


If we choose the matching which maps $v_i \mapsto v_i$ from the different multigraphs, then we get:

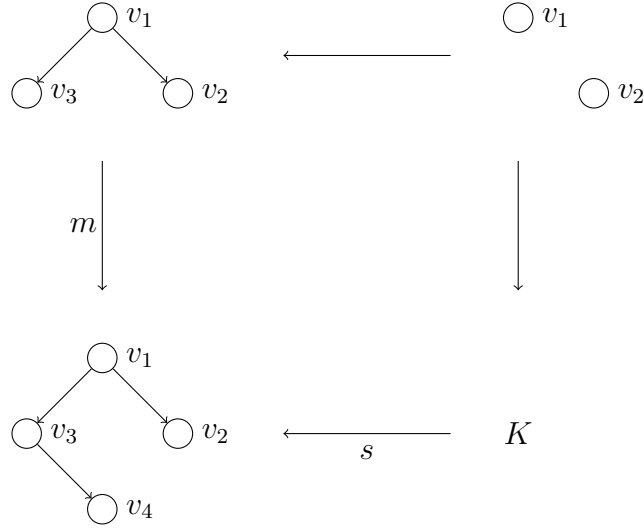


where again all morphisms in the above diagram map $v_i \mapsto v_i$ and the mapping of the edges is then uniquely determined. However, the matching conditions in **MultiGraph** are not trivial, as already pointed out. In the example above they are satisfied, so the above rewrite rule may be applied to the specified target multigraph and then the result is the multigraph in the bottom right corner of the diagram, which again is only defined up to isomorphism.

In **Set** we cannot provide an example where a mono may fail to produce a rewrite. However, we can do so in **MultiGraph**. For example, consider the same rewrite rule, but this time let's take the target multigraph H given by:



where the matching maps $v_i \mapsto v_i$. Then, consider the following diagram:



The no dangling edges condition is violated, because the target multigraph has an edge outside of the image of m which is incident to an interior vertex (v_3). Therefore, there exists no multigraph K such that the above square is a pushout. To understand why, recognize that the offending edge must be in the image of $s : K \rightarrow H$ and therefore both vertices v_3 and v_4 must be in the image of s as well. However, then vertex v_3 in H must be in the images of both m and s while it has no pre-image in I and this clearly violates the pushout construction on vertices.

DPO rewriting on multigraphs, and in particular, string graphs, is how we formalize equational reasoning on string diagrams. String graphs represent string diagrams, rewrite rules on string graphs represent rewrite rules between string diagrams and a DPO rewrite on a string graph represents a string diagram rewrite. By making use of (partially) adhesive categories, these concepts can be generalised from graphs to edNCE grammars and in this way we may model equational reasoning on entire families of string diagrams and not just concrete diagrams.

2.2 Partially Adhesive Categories

In this section we will describe Partially Adhesive Categories. They were first introduced by Kissinger and Duncan in [17] and later in [31] where they were slightly modified. Intuitively, a partially adhesive category \mathbf{C} is a category which embeds fully and faithfully into an adhesive category \mathbf{D} , such that DPO rewriting in \mathbf{C} behaves in the same way as it does in \mathbf{D} , provided that certain additional conditions are satisfied.

As we have seen in the previous section, multigraphs form an adhesive category. However, graphs, which are simply multigraphs without parallel edges or self-loops, do not form an adhesive category, but a partially adhesive one. Of course, DPO rewriting in the category of graphs behaves in exactly the same way as it does in the category of multigraphs, provided that we avoid pushouts which may establish parallel edges. This example is discussed in detail in Subsection 2.2.1.

In an adhesive category, pushouts always exist over a span of monomorphisms. However, in partially adhesive categories, this may not necessarily be the case. Instead, pushouts over monomorphisms may exist provided that the span satisfies further requirements. Similarly, the matching conditions in a partially adhesive category may be stricter compared to the matching conditions in the ambient category.

In the main chapters of this thesis, we will mostly be performing DPO rewriting on categories which are not adhesive, but partially adhesive. In particular, the graph model assumed by edNCE grammars does not form an adhesive category, but a partially adhesive one. Moreover, edNCE grammars, which can be seen as a generalisation of these graphs, also form a partially adhesive category and not an adhesive one. Thus, partially adhesive categories provide us with a nice framework where we can describe how DPO rewriting works and how it relates to DPO rewriting in adhesive categories. Then, if we wish to use DPO rewriting in our model categories, all we have to do in addition is to identify the matching conditions and the conditions under which pushouts along monomorphisms exist. Moreover, under these conditions, DPO rewriting behaves in the same way as it does in the ambient adhesive category and we can therefore make use of the already established results related to adhesive categories.

We begin by introducing the formal definition for a partially adhesive category and afterwards we shall introduce the rest of the notions which are needed to understand rewrites within it. We will be following the presentation in [31].

Definition 2.2.1 (Partially Adhesive Category). A *partially adhesive category* is a category \mathbf{C} for which there exists a full and faithful functor $\mathcal{S} : \mathbf{C} \rightarrow \mathbf{D}$, where \mathbf{D} is an adhesive category and \mathcal{S} preserves monomorphisms.

Remark 2.2.2. The above definition is slightly more general than the one presented in [31] because we do not require the category \mathbf{C} to be a full subcategory of \mathbf{D} . The rest of the definitions and proofs presented there are fully compatible with this slight generalisation.

The rest of the definitions in this section all assume that we are given a partially adhesive category \mathbf{C} and $\mathcal{S} : \mathbf{C} \rightarrow \mathbf{D}$ which is the embedding functor into the adhesive category \mathbf{D} .

Definition 2.2.3 (\mathcal{S} -span and \mathcal{S} -pushout [31]). A span $L \xleftarrow{l} I \xrightarrow{r} R$ in \mathbf{C} is called an \mathcal{S} -span if it has a pushout and that pushout is preserved by \mathcal{S} . Such pushouts are called \mathcal{S} -pushouts.

So \mathcal{S} -pushouts are exactly those pushouts in \mathbf{C} which are preserved by \mathcal{S} . When doing DPO rewriting in partially adhesive categories, we will limit ourselves to only these kinds of spans and pushouts. We shall see that the specific partially adhesive categories we are interested in (those of graphs and edNCE grammars) have simple and easily decidable conditions which characterise their \mathcal{S} -spans (and therefore \mathcal{S} -pushouts) and the rest of the \mathcal{S} -diagrams which we will introduce in this section.

Definition 2.2.4 (\mathcal{S} -pushout complement [31]). An \mathcal{S} -pushout complement for a pair of arrows (l, m) in \mathbf{C} is a pushout complement, where the following diagram is an \mathcal{S} -pushout:

$$\begin{array}{ccc} L & \xleftarrow{l} & I \\ m \downarrow & & \downarrow k \\ H & \xleftarrow{s} & K \end{array}$$

Similar in spirit to the previous definition, \mathcal{S} -pushout complements are those pushout complements which are preserved by \mathcal{S} . Pushout complements in \mathbf{C} are not necessarily unique, but if we restrict ourselves to \mathcal{S} -pushout complements, then they are unique as the next lemma tells us.

Lemma 2.2.5. *If a pair of arrows (l, m) in \mathbf{C} , where l and m are mono, have an \mathcal{S} -pushout complement, then it is unique up to isomorphism. Moreover, all morphisms in the pushout square are mono.*

Proof. Assume the pair of arrows have two \mathcal{S} -pushout complements given by arrows (k, s) and (k', s') as in the diagrams below:

$$\begin{array}{ccc} L & \xleftarrow{l} & I \\ \downarrow m & & \downarrow k \\ H & \xleftarrow{s} & K \end{array} \qquad \begin{array}{ccc} L & \xleftarrow{l} & I \\ \downarrow m & & \downarrow k' \\ H & \xleftarrow{s'} & K' \end{array}$$

Then, by definition, the following two squares are pushouts in \mathbf{D} :

$$\begin{array}{ccc} \mathcal{S}(L) & \xleftarrow{\mathcal{S}(l)} & \mathcal{S}(I) \\ \downarrow \mathcal{S}(m) & & \downarrow \mathcal{S}(k) \\ \mathcal{S}(H) & \xleftarrow{\mathcal{S}(s)} & \mathcal{S}(K) \end{array} \qquad \begin{array}{ccc} \mathcal{S}(L) & \xleftarrow{\mathcal{S}(l)} & \mathcal{S}(I) \\ \downarrow \mathcal{S}(m) & & \downarrow \mathcal{S}(k') \\ \mathcal{S}(H) & \xleftarrow{\mathcal{S}(s')} & \mathcal{S}(K') \end{array}$$

and moreover both squares are a pushout complement for the pair of morphisms $(\mathcal{S}(l), \mathcal{S}(m))$. \mathcal{S} preserves monos and therefore, by Lemma 2.1.12 there exists an isomorphism $i : \mathcal{S}(K) \rightarrow \mathcal{S}(K')$ making the following diagram commute:

$$\begin{array}{ccc} \mathcal{S}(K') & \xleftarrow{\mathcal{S}(k')} & \mathcal{S}(I) \\ \downarrow \mathcal{S}(s') & \swarrow i & \downarrow \mathcal{S}(k) \\ \mathcal{S}(H) & \xleftarrow{\mathcal{S}(s)} & \mathcal{S}(K) \end{array}$$

\mathcal{S} is full and therefore, there exists an isomorphism $i' : K \rightarrow K'$ such that $\mathcal{S}(i') = i$. Then, by making use of the fact that \mathcal{S} is also faithful, we get that the following diagram commutes:

$$\begin{array}{ccccc}
& & K' & \xleftarrow{k'} & I \\
& & \downarrow & \nearrow i' & \downarrow k \\
s' & \downarrow & & & \\
& H & \xleftarrow{s} & K &
\end{array}$$

which completes the proof for the first part of the lemma. The second part follows from Lemma 2.1.13 and the fact that full and faithful functors reflect monomorphisms. \square

This lemma illustrates nicely how we may use important properties of adhesive categories when we suitably restrict the spans and the matchings in our partially adhesive category. The additional restrictions which may need to be imposed on the matching morphisms are formalised (but not specified) in the next definition.

Definition 2.2.6 (\mathcal{S} -matching [31]). For a rewrite rule $L \xleftarrow{l} I \xrightarrow{r} R$ a monomorphism $m : L \rightarrow H$ is called an \mathcal{S} -matching if (l, m) has an \mathcal{S} -pushout complement.

Every \mathcal{S} -matching m in \mathbf{C} satisfies the matching conditions and also $\mathcal{S}(m)$ is a matching in \mathbf{D} . However, m may need to satisfy more conditions compared to those required by the matching conditions in \mathbf{C} , because we are interested in specific kinds of pushout complements.

The next definition combines all of the notions introduced so far in order to formalise a suitable notion of a rewrite in a partially adhesive category.

Definition 2.2.7 (\mathcal{S} -rewrite [31]). Let $t := L \xleftarrow{l} I \xrightarrow{r} R$ be a rewrite rule and $m : L \rightarrow H$ be an \mathcal{S} -matching. Let K be the \mathcal{S} -pushout complement of (l, m) . Then, if the right pushout square in the following diagram exists and is an \mathcal{S} -pushout:

$$\begin{array}{ccccc}
L & \xleftarrow{l} & I & \xrightarrow{r} & R \\
\downarrow m & & \downarrow k & & \downarrow f \\
H & \xleftarrow{s} & K & \xrightarrow{g} & M
\end{array}$$

we say that M is the \mathcal{S} -rewrite of t at m . We will use the same notation as the one for a (DPO) rewrite and write this as $H \rightsquigarrow_{t,m} M$ and it will be clear from context which kind of rewrite we are referring to.

Clearly, every \mathcal{S} -rewrite in a partially adhesive category is also a rewrite, but not vice versa. In this thesis, we are only interested in \mathcal{S} -rewrites, because they behave in the same way as they do in their ambient adhesive category and we can therefore make use of the established results. This is made precise by the next theorem.

Theorem 2.2.8. *Given an \mathcal{S} -rewrite as in Definition 2.2.7, then M is uniquely determined (up to isomorphism). Moreover, all morphisms in the DPO diagram are mono and also the DPO diagram is preserved by \mathcal{S} in the ambient adhesive category \mathbf{D} , thus $\mathcal{S}(H) \rightsquigarrow_{\mathcal{S}(t), \mathcal{S}(m)} \mathcal{S}(M)$.*

Proof. Both pushout squares exist by definition of \mathcal{S} -rewrite. Because they are both \mathcal{S} -pushouts, then clearly the DPO diagram is preserved by \mathcal{S} and therefore $\mathcal{S}(H) \rightsquigarrow_{\mathcal{S}(t), \mathcal{S}(m)} \mathcal{S}(M)$. From Theorem 2.1.17 and the fact that full and faithful functors reflect monomorphisms it follows that all the morphisms are mono. Uniqueness of the rewrite in \mathbf{C} follows from Lemma 2.2.5 and the fact that pushouts are also unique up to iso. \square

Therefore, by restricting ourselves to \mathcal{S} -rewrites in a partially adhesive category, many of the useful properties of adhesive categories may be reflected into the partially adhesive one. For example, because \mathcal{S} is fully faithful, it will reflect all colimits and therefore pushouts in particular. In this thesis, the most important feature which gets reflected is the uniqueness of the pushout complement. However, the framework of partially adhesive categories may be useful in determining whether other important properties of adhesive categories also carry over, such as the Local Church-Rosser Theorem and the Concurrency Theorem, for suitable \mathcal{S} -diagrams. We will leave this question open for future work.

2.2.1 Example: DPO rewriting in Graph

Now, let's consider a concrete example of a partially adhesive category. We already know that **MultiGraph** is adhesive, however if we restrict ourselves to graphs without self-loops or parallel edges with the same label, then we get a category which is not adhesive, but partially adhesive. These will be the kinds of graphs which we will be using throughout most of the thesis, so we will simply call them *graphs* for brevity and in order to distinguish them from multigraphs. They may be defined in a more compact way compared to multigraphs.

Definition 2.2.9 (Graph [24]). A *graph* over an alphabet of vertex labels Σ and an alphabet of edge labels Γ is a tuple $H = (V, E, \lambda)$, where V is a finite set of nodes,

$E \subseteq \{(v, \gamma, w) | v, w \in V, v \neq w, \gamma \in \Gamma\}$ is the set of edges and $\lambda : V \rightarrow \Sigma$ is the vertex labelling function.

This is the notion of graph that we will be using when working with context-free graph grammars. This definition is more compact compared to the definition of multigraphs, because edges are uniquely identified by their source vertex, target vertex and edge label, so the entire edge data may be described as a subset of $V \times \Gamma \times V$. Multigraphs are strictly more general and this is clearly impossible to do for them. The requirement that our graphs do not have self-loops or parallel edges with the same label is crucial for establishing some of the properties for edNCE grammars which we will be using in later chapters.

Next, we define the category of graphs and graph homomorphisms and show that it is partially adhesive, where its ambient adhesive category is **MultiGraph**.

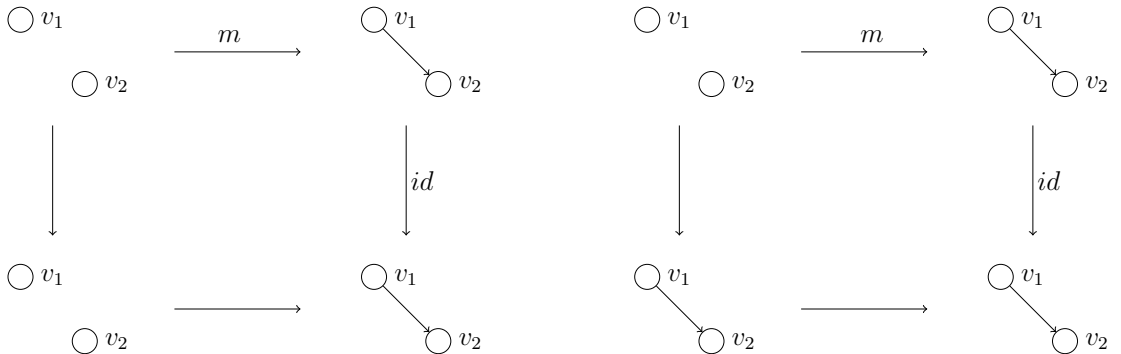
Definition 2.2.10 (Graph homomorphism). Given two graphs H, K over vertex and edge label alphabets Σ and Γ respectively, a *graph homomorphism* from H to K is a function $f : V_H \rightarrow V_K$, such that if $(v, \gamma, w) \in E_H$, then $(f(v), \gamma, f(w)) \in E_K$ and for all $v \in V_H$, we have $\lambda_K(f(v)) = \lambda_H(v)$.

Definition 2.2.11 (Category of Graphs). Given a vertex label alphabet Σ and an edge label alphabet Γ , then we will denote with **Graph** $_{\Sigma, \Gamma}$ the category of graphs and graph homomorphisms over Σ and Γ . If the labelling alphabets are clear from the context, then we will simply refer to it as **Graph**.

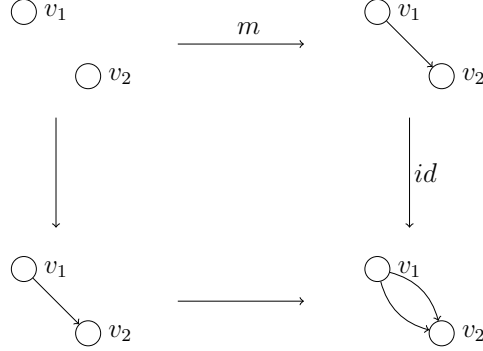
Theorem 2.2.12. **Graph** is a partially adhesive category with embedding functor $\mathcal{S} : \mathbf{Graph} \rightarrow \mathbf{MultiGraph}$.

Proof. The definition of \mathcal{S} and the theorem follow as a special case of Theorem 5.1.11. □

However, while **MultiGraph** is adhesive, **Graph** is not. The reason is because **Graph** does not have unique pushouts complements over monos, which violates Lemma 2.1.12. In particular, consider the following two squares:



where the morphisms are just subgraph inclusions. The left square is an \mathcal{S} -pushout in **Graph** and therefore it is a pushout in both **Graph** and **MultiGraph**. However, the right square is not a pushout in **MultiGraph**, but it is a pushout in **Graph**. Therefore, the pair of morphisms (m, id) has two non-isomorphic pushout complements in **Graph** and thus, the category is not adhesive. For completeness, the pushout of the right span in **MultiGraph** is given by:



that is, it establishes a pair of parallel edges (with the same label), which is not allowed in **Graph**. Therefore, \mathcal{S} -rewrites in **Graph** are well-defined, however, general rewrites are not because pushout complements and thus rewrites are not necessarily unique.

Next, we characterise the \mathcal{S} -spans (and therefore the \mathcal{S} -pushouts).

Lemma 2.2.13. *A span of monos $K \xleftarrow{k} I \xrightarrow{r} R$ in **Graph** is an \mathcal{S} -span iff the following condition holds:*

ParEdges: *For any vertices $v, w \in I$, if there exists an edge $(k(v), \alpha, k(w)) \in K$ and an edge $(r(v), \alpha, r(w)) \in R$, then there exists an edge $(v, \alpha, w) \in I$.*

Proof. This is a special case of Lemma 5.1.14 from the original body of work. \square

The main idea is that the above condition ensures that a span of monos cannot produce a pushout in **MultiGraph** which contains a pair of parallel edges with the same label. We proceed by characterising \mathcal{S} -matchings (and therefore \mathcal{S} -pushout complements).

Lemma 2.2.14. *Given a pair of monos $H \xleftarrow{m} L \xleftarrow{l} I$ in **Graph**, m is an \mathcal{S} -matching iff $\mathcal{S}(m)$ satisfies the matching conditions (in **MultiGraph**). Moreover, if the \mathcal{S} -pushout complement exists, then it is given (up to isomorphism) by the full subgraph of H with components $X_H - m(X_L - l(X_I))$, for $X \in \{V, E\}$.*

Proof. Again, this is a special case of Lemma 5.1.15 from the original body of work. \square

So, this lemma tells us that in order to construct an \mathcal{S} -pushout complement, we simply have to follow the same procedure as in **MultiGraph**. Finally, the next theorem consolidates all of the requirements for doing \mathcal{S} -rewrites.

Theorem 2.2.15. *In the category **Graph**, given a rewrite rule $t := L \xleftarrow{l} I \xrightarrow{r} R$ and an \mathcal{S} -matching $m : L \rightarrow H$, then the \mathcal{S} -rewrite induced by m and t exists iff the following conditions are satisfied:*

Edges: *For any two vertices $v, w \in I$, if there exist edges $(m \circ l(v), \alpha, m \circ l(w)) \in H$ and $(r(v), \alpha, r(w)) \in R$, then there must be an edge $(l(v), \alpha, l(w)) \in L$.*

Proof. Again, special case of Theorem 5.1.16 from the main body of work. \square

In summary, if we wish to perform DPO rewriting on graphs, such that it acts in the same way as it does on multigraphs, then we simply have to verify that the **Edges** condition is satisfied (in addition to the matching conditions). Therefore, all the examples presented in subsection 2.1.2 also hold in **Graph** as they do not violate the **Edges** condition.

DPO rewriting on graphs is just a special case of doing DPO rewriting on edNCE grammars. The reason that edNCE grammars form a partially adhesive category and not an adhesive one is precisely because their underlying graph model are graphs and not multigraphs. If we define edNCE grammars using multigraphs as the underlying graph model, then edNCE grammars form an adhesive category. From the perspective of DPO rewriting this is preferable, however this also has a negative effect on the language-theoretic properties of edNCE grammars and for this reason we will use the standard definition of edNCE grammars, which forms a partially adhesive category.

2.3 String Diagrams and String Graphs

In this section we begin by providing a short introduction to the theory of string diagrams and how they relate to (traced symmetric) monoidal categories. This is described in Subsection 2.3.1. Next, in Subsection 2.3.2 we describe string graphs, which are a discrete representation of string diagrams amenable to automation in software.

2.3.1 String Diagrams

String Diagrams were introduced by Roger Penrose in [43] as a way to conveniently represent Abstract Tensor Systems. A string diagram consists of a collection of labelled nodes which are drawn in a plane. Every node has a certain number of inputs and outputs which are drawn as wires. Nodes can be connected to each other (and even themselves) by connecting their inputs and outputs. A single node with its inputs and outputs represents an abstract tensor in Penrose’s paper. Also, more generally, nodes can be used to represent arrows in monoidal categories [29]. A string diagram consisting of several nodes that are connected in some way represents tensor contraction in Penrose’s paper and more generally, composition of morphisms in a monoidal category. It is possible for a string diagram to contain wires that are not connected to a node at some end and also wires that form circles. The length and shape of the wires is irrelevant – two string diagrams are equal if they are isotropic, that is, one diagram can be obtained from the other via a continuous deformation. An example of two isotropic string diagrams is provided below:

(2.3.1)

The introduction of string diagrams by Penrose was limited to their applications for abstract tensor systems. The first more general treatment of string diagrams was pro-

vided by Andre Joyal and Ross Street in the middle of the 1980s. Perhaps the most seminal paper related to string diagrams is [29] where the same authors show that reasoning with string diagrams is sound and complete for (traced symmetric) monoidal categories. In particular, if an equality between two morphisms in some monoidal category follows from the axioms of a monoidal category, then the string diagram representations of both morphisms are isotropic. As a result, equational reasoning with string diagrams provides shorter proofs compared to the standard term-based approach used in monoidal category theory, because the canonical morphisms get absorbed in the graphical notation and may be ignored.

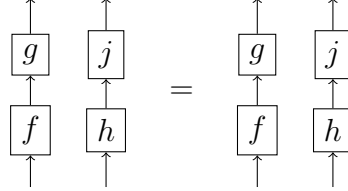
For example, in any monoidal category \mathbf{C} , the interchange law:

$$(g \circ f) \otimes (j \circ h) = (g \otimes j) \circ (f \otimes h) \quad (2.3.2)$$

is provable from the axioms of a monoidal category:

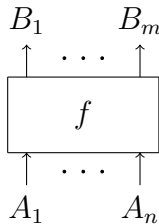
$$\begin{aligned} (g \circ f) \otimes (j \circ h) &= \otimes(g \circ f, j \circ h) && \text{(infix notation)} \\ &= \otimes((g, j) \circ (f, h)) && \text{(composition in } \mathbf{C} \times \mathbf{C} \text{)} \\ &= (\otimes(g, j)) \circ (\otimes(f, h)) && \text{(functoriality of } \otimes \text{)} \\ &= (g \otimes j) \circ (f \otimes h) && \text{(infix notation)} \end{aligned}$$

However, using string diagrams, the interchange law is trivial:

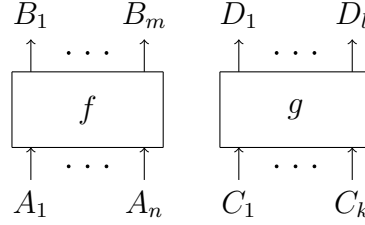


because both sides of the equation are represented using the same (isotropic) string diagram. Thus, reasoning for monoidal categories using string diagrams can be done modulo the interchange law, and in general, modulo any equation which follows from the axioms of monoidal categories. In this way, we can produce shorter equational proofs compared to the traditional term-based rewriting approach.

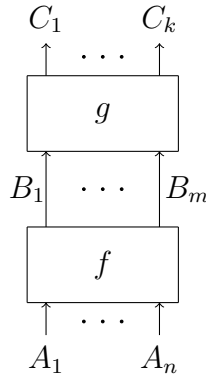
A single morphism $f : A_1 \otimes \cdots \otimes A_n \rightarrow B_1 \otimes \cdots \otimes B_m$ is represented as a string diagram:



where the open-ended wires on the bottom are its *inputs* and the open-ended wires on the top are its *outputs*. The tensor product of f and g is represented by horizontal composition of diagrams:



and the composition $g \circ f$ is represented by plugging the outputs of f into the inputs of g (provided the two morphisms can be composed):



As a specific example, let's consider monoids. In a monoidal category (\mathbf{C}, \otimes, I) , a *monoid* is a triple (A, m, e) , where:

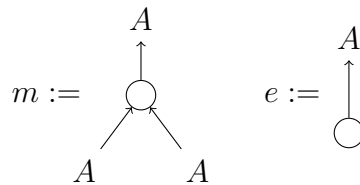
1. $A \in \text{Obj}(\mathbf{C})$ is an object of C
2. $m : A \otimes A \rightarrow A$ is a morphism of C
3. $e : I \rightarrow A$ is a morphism of C

such that:

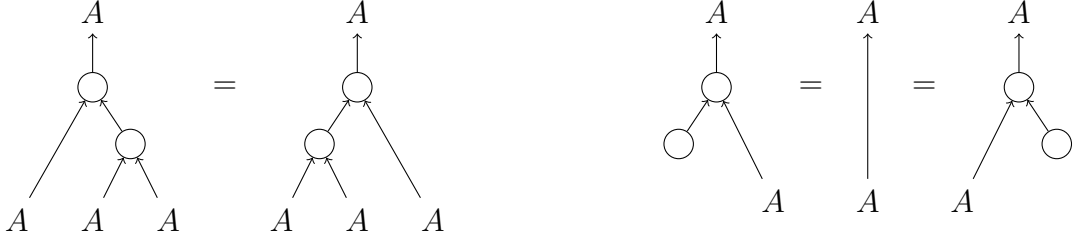
$$m \circ (id_A \otimes m) = m \circ (m \otimes id_A)$$

$$m \circ (e \otimes id_A) = id_A = m \circ (id_A \otimes e)$$

Instead of reasoning about monoids in the usual notation using terms, we may use string diagrams to do so. In particular, setting:

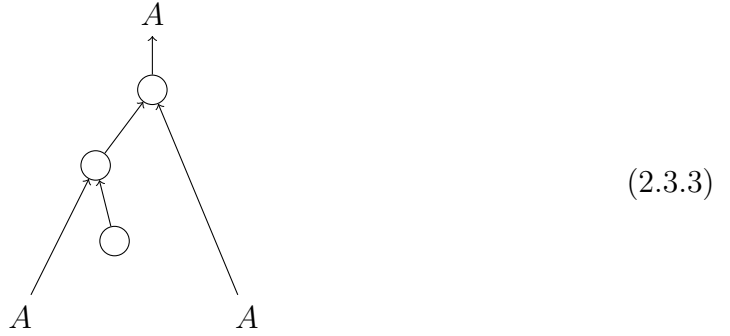


then the monoid axioms become:

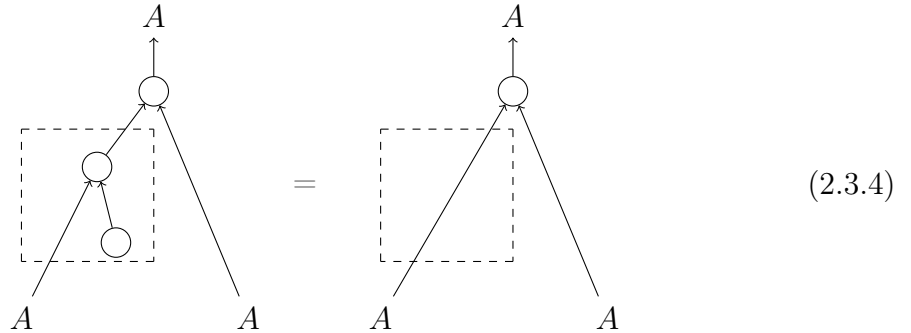


Equational reasoning for string diagrams is performed via subdiagram substitution.

As an example, given the following string diagram:



we can apply one of the unitality axioms by matching one side of the axiom into the diagram, cutting it out along the input/output wires of the subdiagram and then replacing it with the other side of the unitality axiom (the replaced subdiagram is indicated by the dashed box):



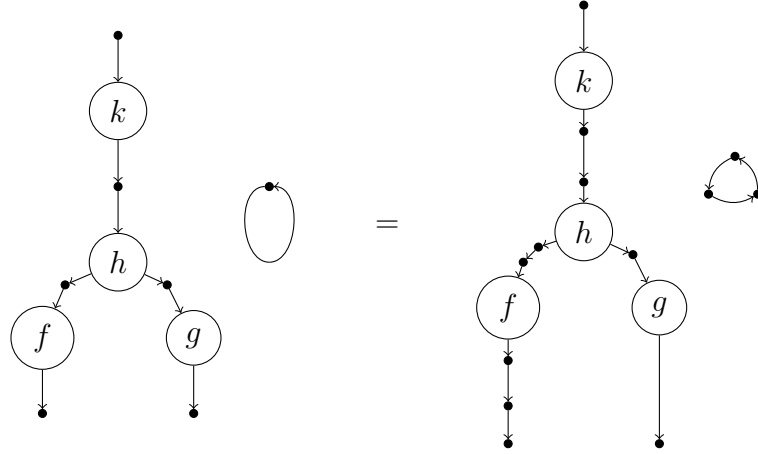
In general, by using string diagrams in this way, we can reason equationally about (traced symmetric) monoidal categories without having to perform any rewrite steps which follow from the monoidal structure of the category.

However, Joyal and Street describe string diagrams in terms of non-discrete topological notions. One of our primary interests related to string diagrams is the ability to perform computer-assisted proofs using them. The formalisation provided by Joyal and Street is difficult to implement in a theorem prover and for this reason we will consider a discrete representation of string diagrams which makes use of graphs. This representation is called String Graphs and it is introduced in the next subsection.

2.3.2 String Graphs

String Graphs were originally introduced under the name "Open Graphs" in [15], [16]. Since then, the theory has been further developed and the term was changed to "String Graphs" in [31]. String graphs were introduced in order to represent string diagrams in a way that allows for efficient automation by computer systems.

String graphs are a special kind of labelled directed graphs. Every vertex of a string graph is either a wire-vertex or a node-vertex. Constructing a string graph from a string diagram (and vice versa) is straightforward – for every node in the diagram we create a node-vertex and we replace the wires with a sequence of wire-vertices which are connected by edges. Node-vertices should be thought of as the main vertices of the graph, whereas wire-vertices are only there to assist in the formalization of string diagrams as actual graphs. Wires which are not connected at some end to a node, must end in a wire-vertex in the string graph. The notion that two string diagrams are equal under topological changes translates to wire-homeomorphism in string graphs – two string graphs are equal if we can get one from the other by increasing and decreasing the number of wire-vertices on certain wires. As an example, the following two string graphs are equal and represent the string diagrams from Equation (2.3.1):



We now proceed to give formal definitions for all notions related to string graphs as they will be the fundamental objects in which we are interested in. Recall that so far we have introduced two different graph models – multigraphs (cf. Definition 2.1.7) and graphs (cf. Definition 2.2.9). In this section we will define string graphs assuming the multigraph model, because this is how they have been originally introduced and because we wish to stay close to the background theory. In addition, the multigraph model allows us to define self-loops on wire-vertices, whereas the other model does not. This is discussed at the end of the section where we explain why string graphs

may be alternatively defined using graphs (in the sense of Definition 2.2.9) without losing any expressivity for practical purposes.

We begin by introducing the labelling alphabets which we shall use.

Definition 2.3.1 (String Graph Alphabets). Throughout this section and the rest of the thesis, we will be working with edge and vertex labelled graphs. There are finitely many labels which are split into several different alphabets. This is made precise by the following definition:

1. Δ is the *alphabet of vertex labels*.
2. $\mathcal{N} \subseteq \Delta$ is the *alphabet of node-vertex labels* and $\mathcal{W} = \Delta - \mathcal{N}$ is the alphabet of *wire-vertex labels*.
3. Γ is the *alphabet of all edge labels*.

Thus, each vertex label is either a node-vertex label or a wire-vertex label. With this in place, we may now define string graphs.

Definition 2.3.2 (String Graph [33]). A *string graph* over an alphabet of vertex labels Δ and an alphabet of edge labels Γ is a directed labelled multigraph whose vertices are labelled by the set Δ and whose edges are labelled by the set Γ , where vertices with labels in \mathcal{N} are called *node-vertices* and vertices with labels in \mathcal{W} are called *wire-vertices*, and the following conditions hold:

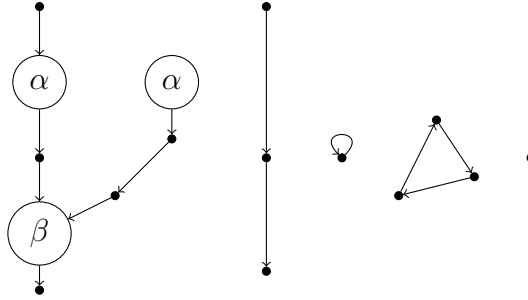
1. there are no edges directly connecting two node-vertices
2. the in-degree of every wire-vertex is at most one and
3. the out-degree of every wire-vertex is at most one

The category of string graphs over Δ and Γ is denoted by $\mathbf{SGraph}_{\Delta, \Gamma}$ and it is the full subcategory of $\mathbf{MultiGraph}_{\Delta, \Gamma}$ whose objects are string graphs. When Δ and Γ are clear from the context, we will simply write **SGraph**.

The above definition talks about directed string graphs, but we can easily modify it in order to define undirected string graphs. All of our proofs, propositions and definitions in this thesis will be about directed graphs, but they can easily be modified to cover undirected graphs as well. However, for brevity, we will only stick to the directed case, which is also more complicated. Still, we shall sometimes provide examples involving undirected graphs (and graph grammars) because they may be simpler to illustrate certain ideas.

We depict string graphs in the following way. Node-vertices and edges are depicted in the same way we depicted vertices and edges for graphs. Wire-vertices will be depicted using black nodes which are smaller compared to node-vertices. While we do allow wire-vertices to be labelled, we can usually ignore their labels as they usually do not carry semantic meaning. For this reason, we will often not depict the label of a wire-vertex.

Example 2.3.3. An example of a string graph with three node-vertices is provided below:



The category **SGraph** is not adhesive, because it does not have unique pushout complements. The reason is the same as for the category of graphs – parallel edges are not allowed. In fact, the same counter-example from Subsection 2.2.1 may be used to show that **SGraph** is not adhesive, where we use wire-vertices in particular. However, **SGraph** is partially adhesive as shown by the next proposition.

Proposition 2.3.4 ([31]). *The category **SGraph** is partially adhesive, where $\mathcal{I} : \mathbf{SGraph} \rightarrow \mathbf{MultiGraph}$ is the inclusion functor.*

Proof. The inclusion functor is obviously full and faithful. Monomorphisms in **SGraph** are just injective graph homomorphisms and therefore they are preserved by \mathcal{I} . \square

String diagrams may have inputs and outputs which can be used to compose string diagrams between each other. The same notion also exists for string graphs and is defined next.

Definition 2.3.5 (Inputs, Outputs and Isolated Vertices [31]). A wire-vertex of a string graph H is called an *input* if it has no incoming edges. A wire-vertex with no outgoing edges is called an *output*. If a wire-vertex has no incident edges, then it is both an input and an output and it is called an *isolated* wire-vertex. The set of inputs of H is denoted as In_H , the set of outputs as Out_H and the *boundary* of H as $Bound_H := In_H \cup Out_H$. We denote with $In(H)$, $Out(H)$ and $Bound(H)$ the string graphs with no edges whose vertices are respectively the inputs, outputs and boundary wire-vertices of H .

In the string graph from Example 2.3.3, the rightmost vertex is an isolated wire-vertex. The rest of the inputs are the two top vertices and the rest of the outputs are the two bottom vertices.

With this in place, we can now characterise the \mathcal{I} -spans and thus \mathcal{I} -pushouts in **SGraph**.

Lemma 2.3.6 ([31]). *A span of monos $K \xleftarrow{k} I \xrightarrow{r} R$ in **SGraph** is an \mathcal{I} -span iff the following conditions hold:*

1. *for all $v \in In_I$ at least one of $k(v)$ and $r(v)$ is an input*
2. *for all $v \in Out_I$ at least one of $k(v)$ and $r(v)$ is an output*

When working with string graphs, we shall restrict ourselves to special kinds of rewrite rules which allow us to correctly simulate string diagram rewriting. They are presented in the next definition.

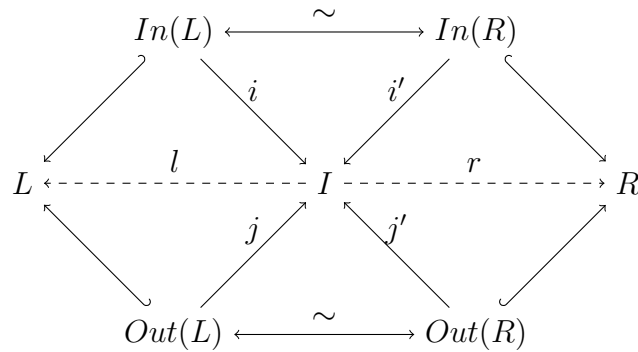
Definition 2.3.7 (String Graph Rewrite Rule [31]). *A String Graph Rewrite Rule is a span of monomorphisms $L \xleftarrow{l} I \xrightarrow{r} R$ in **SGraph**, with the following properties:*

P1 L and R do not have any isolated wire-vertices

P2 $In(L) \cong In(R)$ and $Out(L) \cong Out(R)$

P3 $I \cong In(L) + Out(L) \cong In(R) + Out(R)$

P4 The following diagram commutes :



where i, j, i', j' are the coproduct inclusions.

In other words, a string graph rewrite rule $L \xleftarrow{l} I \xrightarrow{r} R$ is such that L and R have no isolated wire-vertices, I consists entirely of isolated wire-vertices and the inputs/outputs in L and R are in bijective correspondence which is respected by the span monos.

Lemma 2.3.8. *Given a string graph rewrite rule $L \xleftarrow{l} I \xrightarrow{r} R$, then a monomorphism $m : L \rightarrow H$ satisfies the no dangling edges condition iff m is an \mathcal{I} -matching. Moreover, the \mathcal{I} -pushout complement is given (up to isomorphism) by the full subgraph of H with components $X_H - m(X_L - l(X_I))$, where $X \in \{V, E\}$.*

Proof. m satisfies the no dangling edges condition iff the pushout complement of $H \xleftarrow{m} L \xleftarrow{l} I$ in **MultiGraph** exists (and is unique up to isomorphism). Let it be given by the following square:

$$\begin{array}{ccc} L & \xleftarrow{l} & I \\ m \downarrow & & \downarrow k \\ H & \xleftarrow{s} & K \end{array}$$

The pushout complement in **MultiGraph** is the full subgraph $K \subseteq H$ whose components are given by $X_H - m(X_L - l(X_I))$, where $X \in \{V, E\}$, as shown in Subsection 2.1.2. Thus, to complete the proof, we have to show that K is a string graph. H is a string graph and K is obtained from H by removing some edges and vertices. This cannot violate any of the three conditions from Definition 2.3.2 and therefore K must be a string graph. \square

Theorem 2.3.9. *In the category **SGraph**, given a string graph rewrite rule $t := L \xleftarrow{l} I \xrightarrow{r} R$ and a monomorphism $m : L \rightarrow H$, which satisfies the no dangling edges condition, then the \mathcal{I} -rewrite induced by m and t exists and is given by $H \rightsquigarrow_{t,m} M$, where M is uniquely determined (up to isomorphism) by the following DPO diagram:*

$$\begin{array}{ccccc} L & \xleftarrow{l} & I & \xrightarrow{r} & R \\ m \downarrow & & \downarrow k & & \downarrow f \\ H & \xleftarrow{s} & K & \xrightarrow{g} & M \end{array}$$

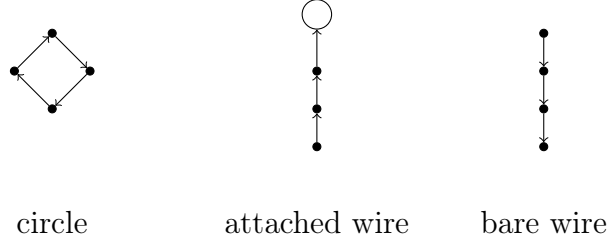
Proof. From Lemma 2.3.8, we know that the pushout complement K exists and is unique. Following Lemma 2.3.6, we have to show that for an arbitrary wire-vertex $v \in I$, then $r(v)$ is an input in R or $k(v)$ is an input in K (the case for outputs follows by the same arguments). Assume the opposite, that is, neither $k(v)$, nor $r(v)$ is an input. Because $r(v)$ is not an input, this means that $r(v)$ must be an output in R , according to the definition of string graph rewrite rule. Again from the same definition, it follows $l(v)$ must be an output and moreover $l(v)$ has in-degree

exactly one, because isolated wire-vertices are not allowed in L . Now, observe that the incident edge of $l(v)$ in L will be removed when computing the pushout complement K . Thus, $k(v)$ is an input in K and we get a contradiction. \square

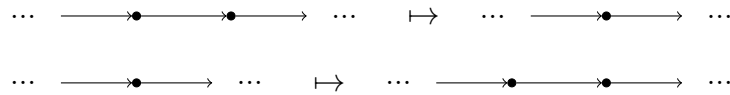
This theorem shows that DPO rewriting for string graphs is well-defined and behaves exactly as it does for multigraphs as long as we restrict ourselves to string graph rewrite rules. However, this alone is not enough to represent string diagrammatic rewriting. The last piece which is missing is the notion of wire-homeomorphism. We will first define wires and then we shall define what we mean by wire-homeomorphism.

Definition 2.3.10 (Wire [33]). A *wire* is a maximal connected subgraph of a string graph consisting of only wire-vertices and at least one edge. There are three cases: (a) it forms a simple directed cycle, which is called a *circle*, (b) it is a chain where one or both endpoints are connected to node-vertices, which is called an *attached wire*, or (c) it is a chain not connected to any node-vertices, which is called a *bare wire*.

Example 2.3.11. One example for each of the three different kinds of wires:

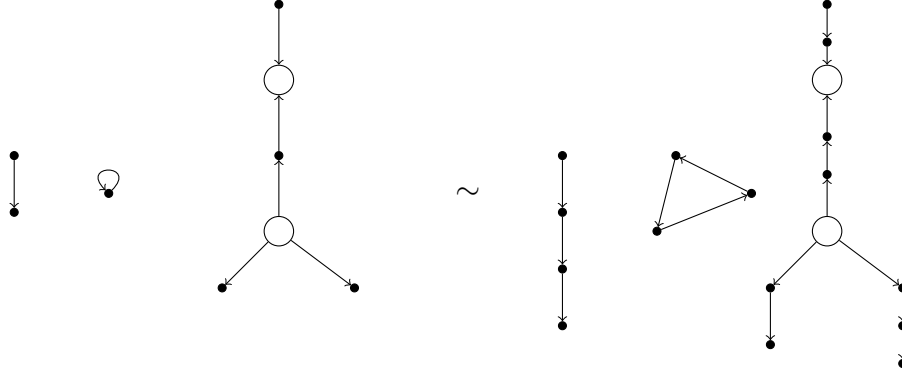


Definition 2.3.12 (Wire-homeomorphic string graphs [33]). Two string graphs H and H' are called *wire-homeomorphic*, written $H \sim H'$ if H' can be obtained from H by either merging two adjacent wire-vertices (top) or by splitting a wire-vertex into two adjacent wire-vertices (bottom) any number of times, while preserving the number of wires:



Therefore, two wire-homeomorphic string graphs differ only in the length of their wires. It's easy to see that wire-homeomorphism is an equivalence relation and we shall denote the wire-homeomorphism class of a graph H (modulo graph isomorphism) by $[H]_{\sim}$. Recall, that for a graph H , $[H]$ denotes the set of all graphs isomorphic to H . Thus, $[H] \subseteq [H]_{\sim}$. Also, note that any wire-homeomorphism class $[H]_{\sim}$ has a minimal representative – it is given by the string graph $H' \in [H]_{\sim}$, such that no two wire-vertices in H' may be merged without decreasing the number of wires.

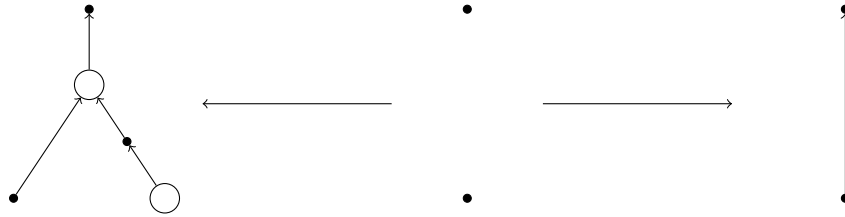
Example 2.3.13. The following string graphs are wire-homeomorphic:



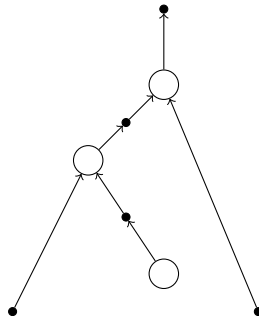
and the left one is the minimal representative of its wire-homeomorphism class.

The main result regarding string graphs in [31] is that the category of framed cospans of string graphs modulo wire-homeomorphism is the same as the free traced symmetric monoidal category. This justifies the fact that DPO rewriting on string graphs modulo wire-homeomorphism correctly represents string diagram rewriting. To understand why DPO rewriting without wire-homeomorphism is not sufficient to represent string diagram rewriting, consider the next example.

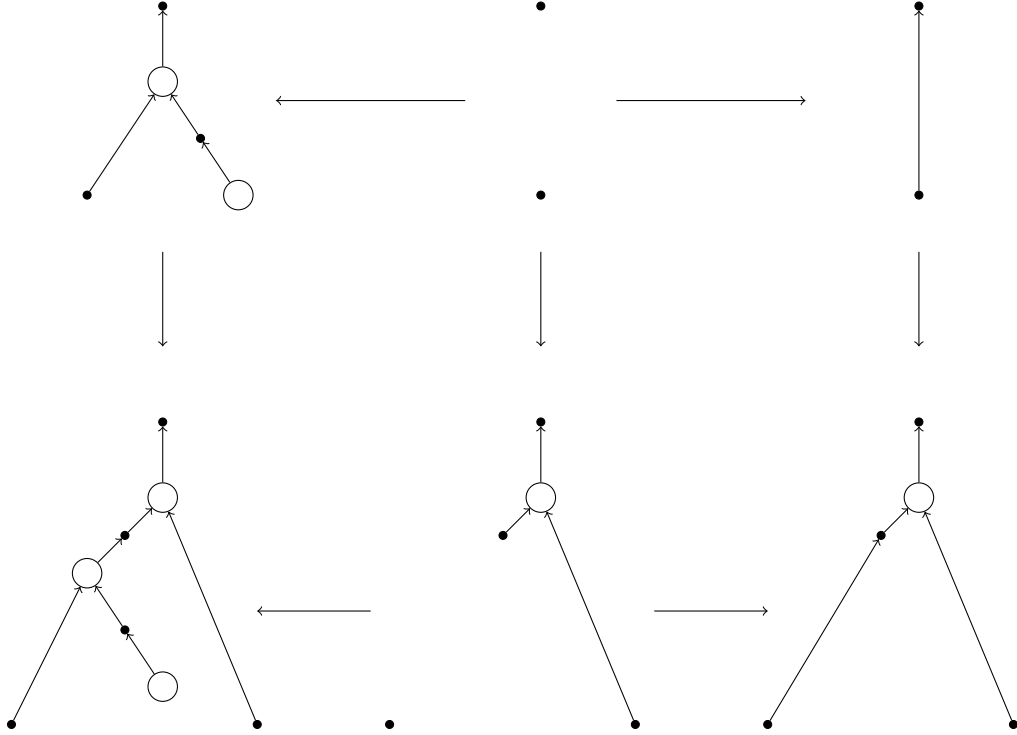
Example 2.3.14. We can now show how to represent the string diagram rewrite from Equation (2.3.4). First, we represent the unitality axiom which we use for the rewrite as a string graph rewrite rule:



Notice, that the interface of the rewrite rule is uniquely determined by the LHS and the RHS of the string diagram equation, as it just consists of the inputs and outputs of the diagram, represented as wire-vertices. Next, we represent the string diagram (2.3.3) as a string graph:



Then, replacing the subdiagram in (2.3.4) is done via a DPO rewrite:



Notice, that even though the string graph rewrite rule and the host string graph are all the minimal representatives of their wire-homeomorphism classes, the result of the rewrite is not.

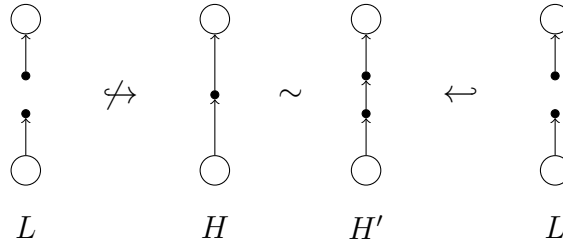
So, in order to correctly represent string diagram rewriting using DPO rewriting on string graphs, we have to consider two string graphs to be equal when they are wire-homeomorphic. In particular, when matching a string graph L onto another string graph H , then we might have to grow or shrink some wires in H , before we can perform a rewrite. The next two definitions make this precise.

Definition 2.3.15 (String Graph Matching [33]). Let $L \xleftarrow{l} I \xrightarrow{r} R$ be a string graph rewrite rule. Then a *string graph matching* of L onto a string graph H is a monomorphism $m : L \rightarrow \tilde{H}$ where $H \sim \tilde{H}$ and where m satisfies the no dangling edges condition.

Definition 2.3.16 (String Graph Rewrite [33]). A *string graph rewrite* of a string graph H by a string graph rewrite rule $L \xleftarrow{l} I \xrightarrow{r} R$ using a string graph matching $m : L \rightarrow \tilde{H}$ (for $\tilde{H} \sim H$) consists of the following DPO diagram in **SGraph**:

$$\begin{array}{ccccc}
L & \xleftarrow{l} & I & \xrightarrow{r} & R \\
\downarrow m & \lrcorner & \downarrow & \lrcorner & \downarrow \\
\tilde{H} & \xleftarrow{\quad} & K & \xrightarrow{\quad} & M
\end{array}$$

Example 2.3.17. In the example below, the embedding on the left fails, however the embedding on the right of the same graph succeeds:

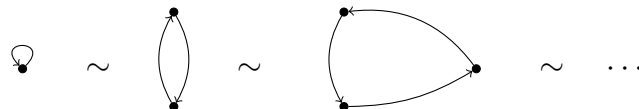


while both graphs H and H' represent the same string diagram. Therefore, it is necessary to grow the wire of the host graph H if we wish to do a DPO rewrite involving the string graph L as the LHS of some string graph rewrite rule. Note, that in this case a non-injective matching would also succeed, however, the theory of string graphs and its correctness has only been described over injective matchings. For an alternative representation of string diagrams where this is not necessary, see Section 2.6.

Before we conclude this section, we point out that we can alternatively define string graphs using Definition 2.2.9 instead of using multigraphs. However, there is a small caveat. Observe, that any string graph may not have parallel edges – there can be no edges between a pair of node-vertices and the in-degree (out-degree) of any wire-vertex is at most one. Node-vertices cannot have self-loops, but a wire-vertex may have a self-loop, like in the following example:



However, any string graph which contains a self-loop is wire-homeomorphic to a string graph which contains no self-loops and is therefore a graph in the sense of Definition 2.2.9. This can be done by simply removing any wire-vertex with a self-loop and introducing a circle wire:



String Graph rewriting is performed modulo wire-homeomorphism, so this limitation of the graph model is insignificant. When working with graph grammars, we will be using this notion of graphs and string graphs. This is because edNCE graph grammars do not allow for self-loops and therefore we need to consider string graphs, not as multigraphs, but as graphs in the sense of Definition 2.2.9.

2.4 Families of String Diagrams and $!$ -graphs

In this section we will introduce how to rewrite not just singular string diagrams, but entire sets, or *families*, of string diagrams. This is described in Subsection 2.4.1. Next, in Subsection 2.4.2, we describe how we can formally and finitely represent certain families of string diagrams using a generalisation of string graphs, called *!-graphs*.

2.4.1 Infinite families of string diagrams

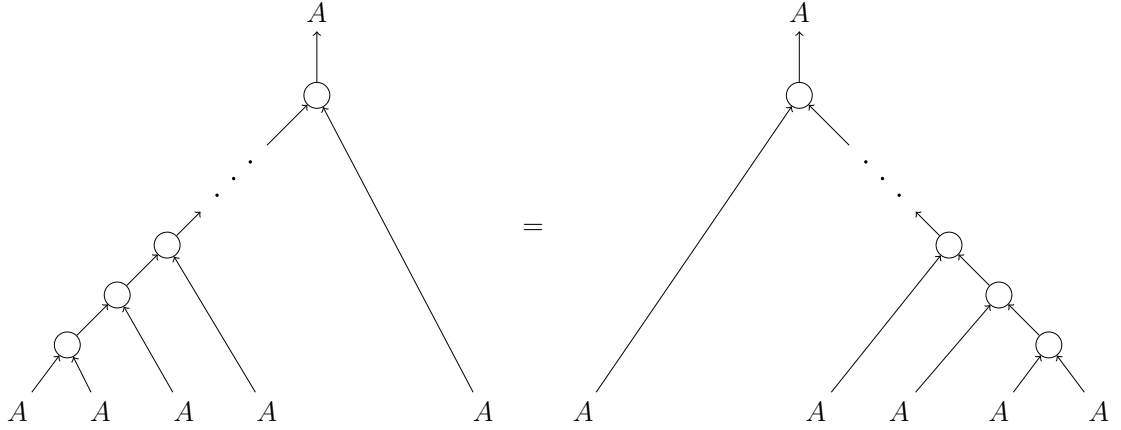
In the previous section we explained how string diagrams can be used to represent morphisms in monoidal categories. In particular, a single string diagram represents a single morphism and by rewriting a string diagram we establish an equality between two morphisms from the category. However, this process can be limiting, as it does not immediately extend to infinite sets of morphisms, which is necessary for some practical applications. For example, (quantum) protocols and algorithms are usually described in terms which allow for input of arbitrary size and therefore a complete description in terms of string diagrams requires the ability to express *infinite families* (or sets) of string diagrams.

Let's consider a simple example of an algebraic structure where the ability to reason about infinite families of morphisms can be beneficial. We saw how we can represent monoids using string diagrams in the previous section. We also showed how equational reasoning can be done for concrete morphisms. Using simple inductive arguments we can prove propositions which establish infinitely many equalities between pairs of morphisms which are related in a certain way.

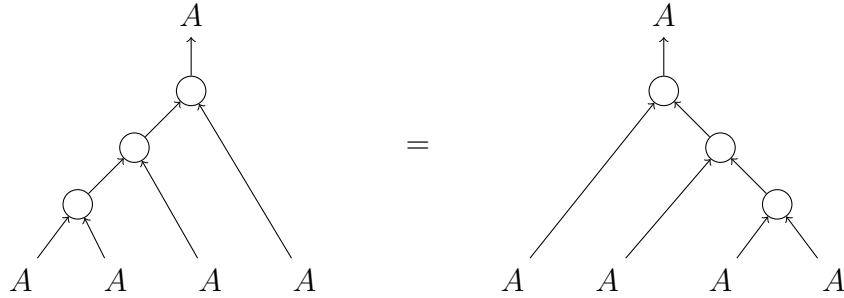
For example by using associativity of the monoid operation, we can prove that for any $n \in \mathbb{N}, n \geq 2$, an n -ary left-associative application of the monoid operation m is equal to an n -ary right-associative application of m . Using terms this can be expressed as:

$$\begin{aligned} m \circ (m \circ (m \circ \dots \circ (m \otimes id_A) \otimes id_A) \otimes \dots \otimes id_A) \otimes id_A \\ = \\ m \circ (id_A \otimes (m \circ (id_A \otimes (\dots (id_A \otimes m) \dots)))) \end{aligned}$$

Using string diagrams, the same proposition can be expressed more elegantly:



In both cases, we use the familiar (\dots) notation in order to indicate that we are representing an infinite family of morphisms. In this way, we establish an *equational schema*, which represents infinitely many equalities between pairs of morphisms – for every specific choice of n , we know that an n -ary left-associative application of m is equal to an n -ary right-associative application of m . For example, if $n = 2$, then we simply get the associativity axiom. If $n = 3$, we get:



The usefulness of this sort of reasoning should be clear – once we have established an equational schema between two families of morphisms then we can easily establish equalities between *concrete* morphisms by choosing appropriate instantiations (in this case, choosing the same number of applications on both sides).

Our primary motivation is to design a mathematical framework which supports equational reasoning for infinite families of string diagrams in a formal way which can be automated in software tools. We have already seen that we can use string graphs as a discrete representation of string diagrams. However, the intuitive (\dots) notation is not precise enough for direct implementation in software. Towards this end, we will provide a short introduction to the theory of $!$ -graphs which allows us to formally represent and do equational reasoning about certain infinite classes of string graphs.

2.4.2 !-graphs

!-graphs (pronounced *bang graphs*) were introduced in [30] under the name *pattern graphs* and were later renamed to their current name in [40] which contains the most complete and detailed description of !-graphs.

A !-graph is a generalised string graph which allows us to represent infinite families of string graphs in a formal way. In addition to wire and node vertices, !-graphs also have specially marked subgraphs called *!-boxes*. These subgraphs may be copied infinitely many times (while preserving connection relations), thus allowing us to represent an infinite set of string graphs in a finite way.

The motivation behind !-graphs is to remove some of the informalities in expressing infinite families of rewrite rules and infinite families of graphs using the (\dots) notation in order to ease the development of software proof-assistants.

In this subsection, we will provide a short introduction to the theory of !-graphs which will allow the reader to follow the rest of the presentation. We will first define !-graphs as special kinds of graphs in Subsection 2.4.2.1, then in Subsection 2.4.2.2 we will show how !-graphs induce infinite languages of string graphs.

2.4.2.1 Graph-theoretic notions of !-graphs

We start by describing the labelling alphabets which we shall use.

Definition 2.4.1 (!-Graph Alphabets). We will use the following labelling alphabets when working with !-graphs.

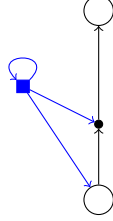
1. Σ is the *alphabet of vertex labels*.
2. $\mathcal{N} \subseteq \Sigma$ is the *alphabet of node-vertex labels*
3. $\mathcal{W} \subseteq \Sigma$ is the *alphabet of wire-vertex labels*.
4. $\Sigma = \mathcal{N} \cup \mathcal{W} \cup \{!\}$, where $!$ is a special label which we will use to label !-vertices.
5. Γ is the *alphabet of all edge labels*.

For the rest of the section, all of our constructions will be over an arbitrary !-graph alphabet as described in the previous definition. Any vertex with label $!$ will be called a *!-vertex*. For a multigraph G , the full subgraph of G consisting only of !-vertices will be denoted as $\beta(G)$.

So, !-graphs use the same labelling symbols as string graphs, except for the newly introduced label $!$, which marks !-vertices. We will depict !-graphs in the same

way as string graphs, with the exception that $!$ -vertices will be coloured in blue and will have a small square shape. In addition, edges incident to $!$ -vertices will also be coloured in blue.

Example 2.4.2. A $!$ -graph with two node-vertices, one wire-vertex and a single $!$ -vertex.

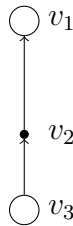


Next, we introduce the notion of *open subgraph* which specifies the subgraphs which may form a $!$ -box in a sound way.

Definition 2.4.3 (Open Subgraph [35]). A subgraph O of a string graph H is said to be *open* if it is a full subgraph of H and furthermore $In(H - O) \subseteq In(H)$ and $Out(H - O) \subseteq Out(H)$.

In other words, a subgraph O of a string graph H is open if it is not adjacent to any wire-vertex in $H - O$. Therefore, if we create any number of copies of such a subgraph while preserving the edges connecting it to the rest of H , then the result will again be a string graph, because we cannot violate the conditions about the in-degree and out-degree of wire-vertices.

Example 2.4.4. Consider the following string graph, which is the same as Example 2.4.2, but with the $!$ -vertex removed:

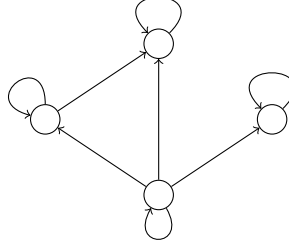


There are five different open subgraphs. Two of them are trivial – the empty graph and the entire string graph itself. The remaining open subgraphs are the full subgraphs with vertex sets given by $\{v_2\}$, $\{v_1, v_2\}$ or $\{v_2, v_3\}$. The subgraphs with vertex sets $\{v_1\}$ or $\{v_3\}$ are not open, because they are adjacent to the wire-vertex v_2 .

In $!$ -graphs, the full subgraph consisting of only $!$ -vertices must form a partial order, or more precisely, it must form a posetal graph.

Definition 2.4.5 (Posetal multigraph [40]). A multigraph is called *posetal*, if it contains at most one edge between any two vertices and, when considered as a relation, forms a partial order.

Example 2.4.6. The following graph is posetal:



The next definition is useful as just a simple notational convenience.

Definition 2.4.7 (Forgetful mapping [40]). For every multigraph G , we define $U(G)$ to be the graph $G - \beta(G)$, that is, the full subgraph of G which contains no $!$ -vertices.

So, if G is the graph from Example 2.4.2 and H is the graph from Example 2.4.4, then $U(G) = H$. $!$ -graphs can be seen as generalised string graphs and then the mapping U can be seen as a forgetful functor from the category of $!$ -graphs to the category of string graphs. This should become clear after we formally define $!$ -graphs.

$!$ -graphs represent infinite families of string graphs by allowing certain subgraphs to be copied infinitely many times. For a given $!$ -graph, the specific subgraphs which may be copied in such a way are given by its $!$ -boxes, which are introduced next.

Definition 2.4.8 ($!$ -box [40]). Given a multigraph G and a $!$ -vertex b , its *$!$ -box*, denoted $B(b)$ is the full subgraph of G consisting of b and all of its successors (that is, all vertices which have an in-edge with source b). For a given $!$ -vertex b we will also refer to the subgraph $B(b)$ as the *contents* of b .

The next definition introduces $!$ -graphs, which are the main objects of study in this section.

Definition 2.4.9 ($!$ -graph [40]). A *$!$ -graph* is a multigraph $G \in \mathbf{MultiGraph}_{\Sigma, \Gamma}$, such that:

1. If $e \in G$ is such that $t(e)$ is a $!$ -vertex, then $s(e)$ is also a $!$ -vertex.
2. $U(G)$ is a string graph.
3. $\beta(G)$ is posetal.

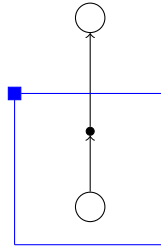
4. For every !-vertex $b \in G$, $U(B(b))$ is an open subgraph of $U(G)$.
5. For any two !-vertices $b, b' \in G$, if $b' \in B(b)$ then $B(b') \subseteq B(b)$.

Remark 2.4.10. The above definition is equivalent to the one presented in [40], where all node-vertex types are allowed to have arbitrary arity. In particular, the first condition is not explicitly stated there, but it follows from the slice construction which the author uses.

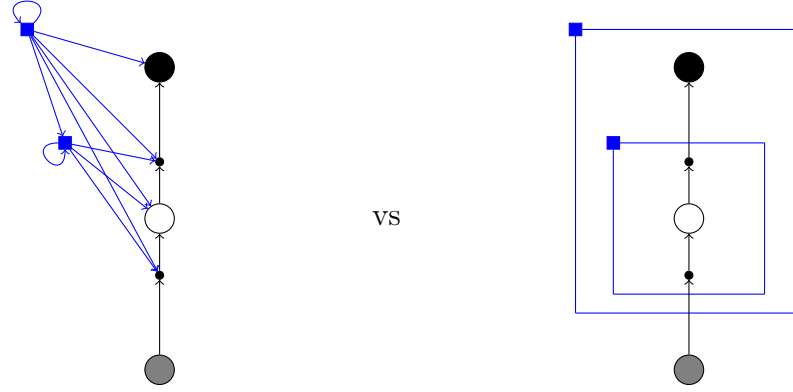
Condition 1 from the definition above implies that there are no out-edges from wire-vertices or node-vertices to !-vertices. Condition 2 then justifies the fact that !-graphs can be seen as generalised string graphs. Condition 3 imposes a partial order on the !-vertices. Condition 5 then requires that a !-box $B(b')$ must be entirely contained in any other !-box $B(b)$ where b is greater than b' with respect to the partial order. Finally, condition 4 implies that copying a !-box any number of times, while preserving the connection relations with the rest of the graph, would result in a valid !-graph.

The definition of a !-graph suggests a more compact graphical presentation which we will be using from now on. We will depict the !-vertices as before, but instead of explicitly depicting the outgoing edges of a !-vertex b , we will simply draw a blue box around all of the vertices which are its successors. Thus the insides of such a blue box is simply the !-box $B(b)$. The !-vertex itself will be depicted as one of the corners of the blue box.

Example 2.4.11. Using this notation, Example 2.4.2 becomes:



This presentation is easier to work with especially when we have multiple !-boxes which intersect on some part of the !-graph:



2.4.2.2 Languages of !-graphs

Now that we have described the graph structure of !-graphs in sufficient detail, we can show how each !-graph induces a language of *concrete* string graphs.

Definition 2.4.12 (Concrete Graph [35]). A !-graph with no !-vertices is called a *concrete graph* or simply a string graph.

Given a !-graph G with !-vertex b , we can produce new !-graphs from G by applying one of two operations (any number of times) to b . They are described in the next definition.

Definition 2.4.13 (!-box Operations). Given a !-graph G and a !-vertex b , the two !-box operations are defined as follows:

- $\text{KILL}_b(G) := G - B(b)$
- $\text{EXPAND}_b(G)$ is defined by the pushout of the following subgraph inclusions:

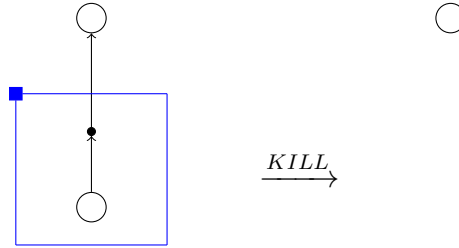
$$\begin{array}{ccc}
 G - B(b) & \hookrightarrow & G - \{b\} \\
 \downarrow & & \downarrow \\
 G & \longrightarrow & \text{EXPAND}_b(G)
 \end{array}$$

Theorem 2.4.14. *Let G be a !-graph and $b \in G$ be a !-vertex. Then, $\text{EXPAND}_b(G)$ and $\text{KILL}_b(G)$ are also !-graphs.*

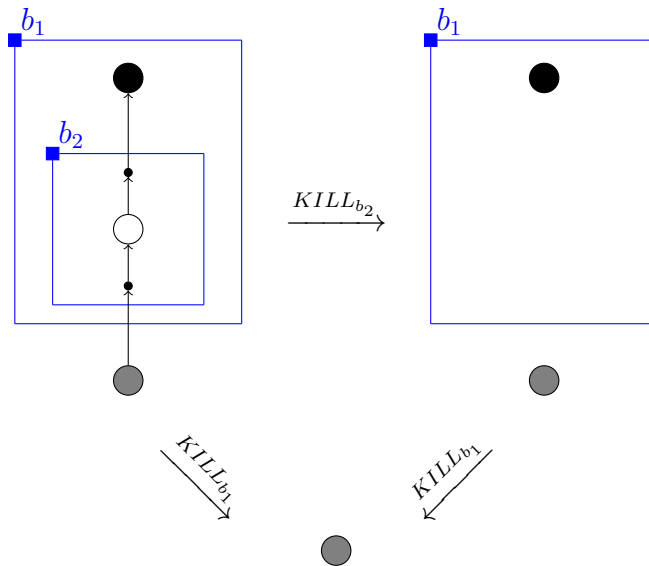
Proof. This follows from Theorem 4.3.4 of [40] after recognising that an EXPAND operation is simply a COPY operation followed by a DROP operation, as defined in that work. \square

From an operational point of view, applying a KILL operation to a !-box has the effect that the entire !-box is removed from the graph.

Example 2.4.15. Consider the !-graphs from Example 2.4.11. Applying a KILL operation to the first one yields the following result:

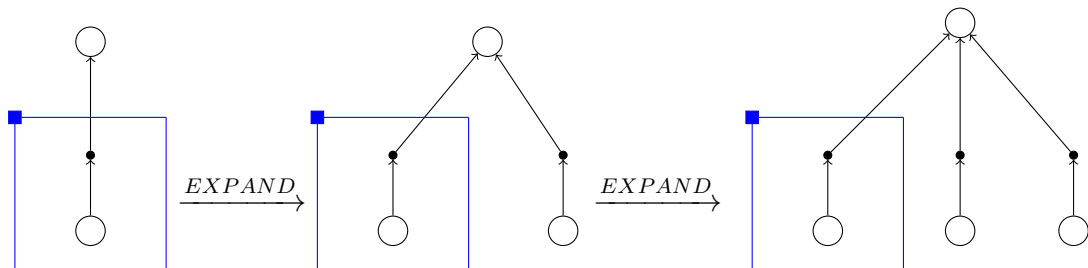


The second !-graph in that example has two different !-boxes and there are different ways we can apply a KILL operation:

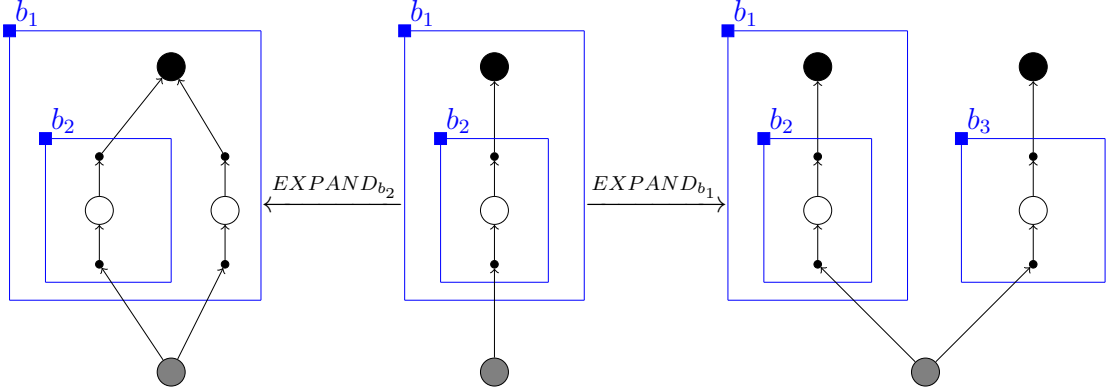


Applying an EXPAND operation to a !-box creates a copy of the !-graph in its contents and connects it to the rest of the graph in the same way as the original.

Example 2.4.16. Consider the !-graphs from Example 2.4.11. Applying an EXPAND operation to the first one yields the following result:



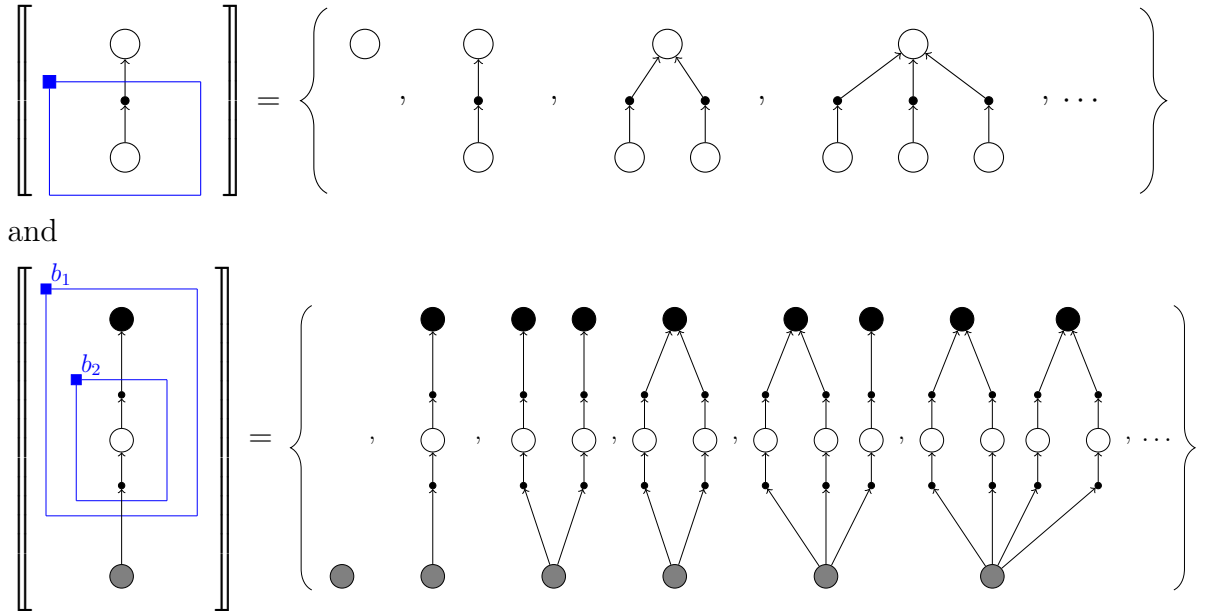
The second !-graph in that example has two different !-boxes and there are different ways we can apply an EXPAND operation:



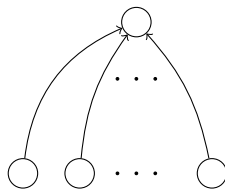
When working with !-graphs, we are always interested in the languages which they induce. Therefore, the following definition is crucial.

Definition 2.4.17 (!-graph Language [35]). The *language* of a !-graph G is the set of all concrete string graphs obtained by applying a sequence of !-box operations on G .

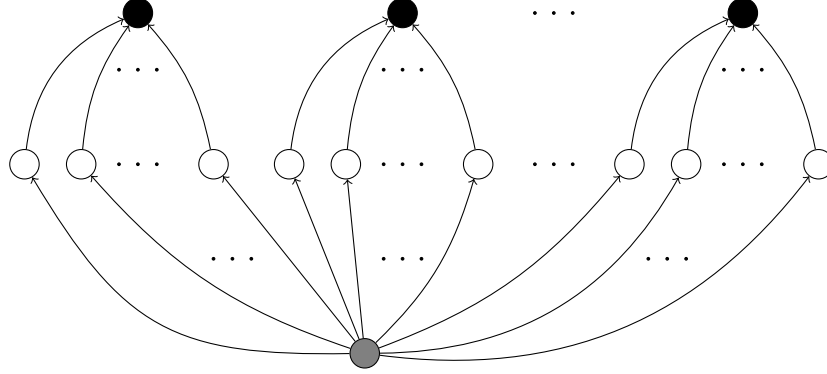
Example 2.4.18. The languages of the two !-graphs from the previous examples are given by:



Therefore, the first !-graph represents the following family of string diagrams:



whereas the second represents:



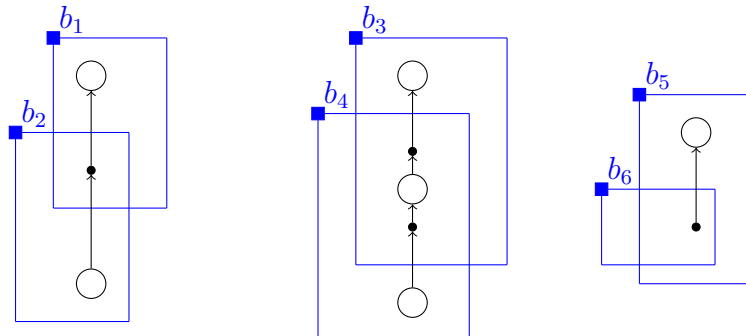
In later chapters, we will compare !-graphs with context-free graph grammars and B-ESG grammars in terms of the expressiveness of their languages. In order to provide a more detailed picture, we will introduce two subclasses of !-graphs, which are characterised by the relationships between their !-boxes.

Definition 2.4.19 (Nested !-boxes). Given a !-graph G and !-vertices b and b' , if $b' \in B(b)$ then we say that the !-box $B(b')$ is *nested* inside the !-box $B(b)$.

Note, that if b' is nested inside $B(b)$, the definition of !-graph requires that the contents of b contain the contents of b' , that is, $B(b') \subseteq B(b)$. The second !-graph from Example 2.4.18 has a pair of nested !-boxes – the !-box $B(b_2)$ is nested inside $B(b_1)$.

Definition 2.4.20 (Overlap and Trivial Overlap [35]). Given a pair of non-nested !-boxes b_1 and b_2 , we say that b_1 and b_2 are *overlapping* if $B(b_1) \cap B(b_2) \neq \emptyset$. b_1 and b_2 *overlap trivially* if $B(b_1) \cap B(b_2)$ consists of only the interior of zero or more closed wires, where one endpoint is a node-vertex only in $B(b_1)$ and the other is a node-vertex only in $B(b_2)$.

Example 2.4.21 ([35]). We illustrate the different kinds of relationships between !-boxes using this example:

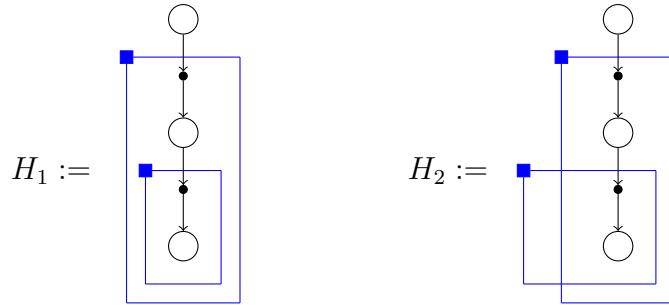


b_1 and b_2 overlap trivially, because they only overlap on the interior of a wire connecting node-vertices in different !-boxes. b_3 and b_4 overlap non-trivially, because their intersection contains a node-vertex. b_5 and b_6 overlap non-trivially because their intersection consists of a wire-vertex which is not part of a wire whose endpoints are in distinct !-boxes. For any other pair of !-boxes, their intersection is empty and therefore they overlap trivially as well.

Also, there is no pair of nested !-boxes. In particular, observe that the contents of b_6 are just the wire-vertex and the !-vertex b_6 itself. However, $b_6 \notin B(b_5)$, because b_6 is depicted as being outside of the !-box $B(b_5)$.

Definition 2.4.22 (BGTO [35]). The set of all languages which are induced by !-graphs is denoted **BG**. A !-graph where any two non-nested !-boxes do not overlap is called a *!-graph with no overlap*. The set of all languages which are induced by !-graphs with no overlap is denoted **BGNO**. A !-graph where any two non-nested !-boxes overlap trivially is called a *!-graph with trivial overlap*. The set of all languages induced by these !-graphs is denoted **BGTO**.

It is easy to see that $\mathbf{BGNO} \subsetneq \mathbf{BGTO} \subsetneq \mathbf{BG}$. Before we conclude this section, we point out a subtle, yet very important, difference in the operational semantics between nested and non-nested overlapping !-boxes. Consider the following two !-graphs:



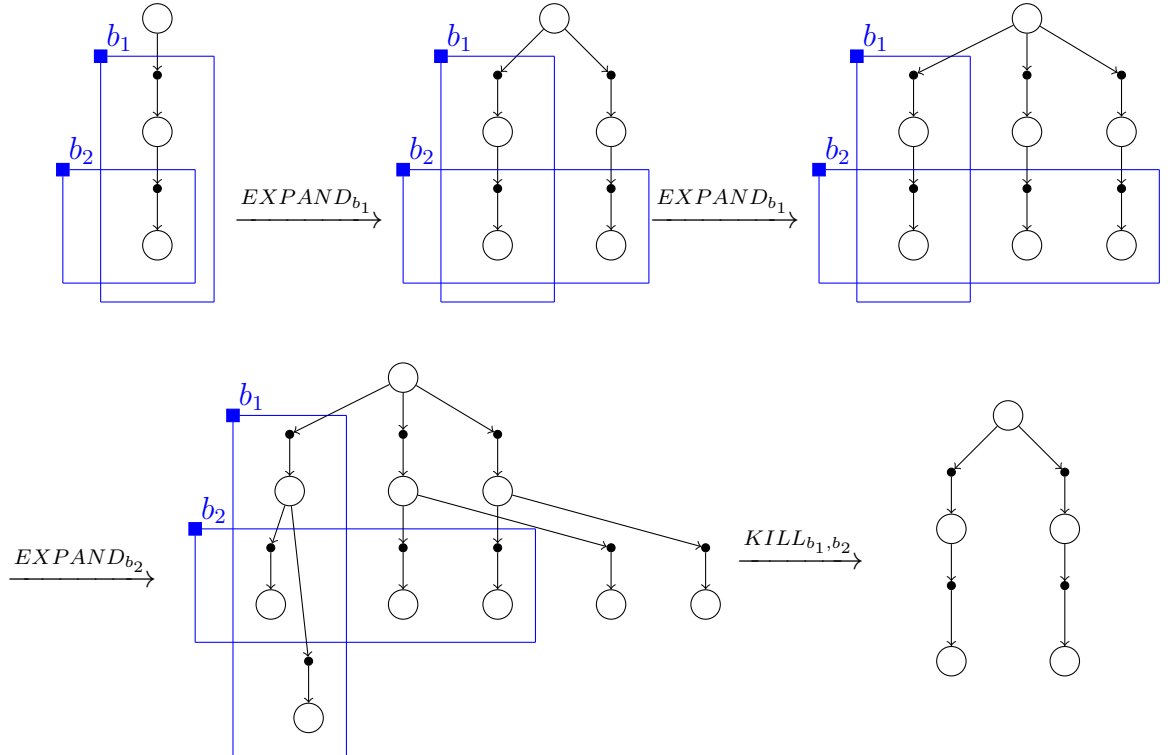
The language of H_1 is given by:

$$L(H_1) = \left\{ \begin{array}{c} \circ \\ \circ \downarrow \circ \\ \circ \downarrow \circ \downarrow \circ \\ \circ \downarrow \circ \downarrow \circ \downarrow \circ \\ \circ \downarrow \circ \downarrow \circ \downarrow \circ \downarrow \circ \\ \circ \downarrow \circ \downarrow \circ \downarrow \circ \downarrow \circ \downarrow \circ \\ \circ \downarrow \circ \downarrow \circ \downarrow \circ \downarrow \circ \downarrow \circ \downarrow \circ \\ \circ \downarrow \circ \downarrow \circ \downarrow \circ \downarrow \circ \downarrow \circ \downarrow \circ \downarrow \circ \\ \vdots \end{array} \right\}$$

The language of H_2 is given by:

$$L(H_2) = \left\{ \begin{array}{c} \circ \\ \circ \downarrow \bullet \downarrow \circ \\ \circ \downarrow \bullet \downarrow \bullet \downarrow \circ \\ \circ \downarrow \bullet \downarrow \bullet \downarrow \bullet \downarrow \circ \\ \circ \downarrow \bullet \downarrow \bullet \downarrow \bullet \downarrow \bullet \downarrow \circ \\ \circ \downarrow \bullet \downarrow \bullet \downarrow \bullet \downarrow \bullet \downarrow \bullet \downarrow \bullet \downarrow \circ \\ \circ \downarrow \bullet \downarrow \bullet \downarrow \bullet \downarrow \bullet \downarrow \bullet \downarrow \bullet \downarrow \bullet \downarrow \bullet \downarrow \circ \\ \circ \downarrow \bullet \downarrow \bullet \downarrow \bullet \downarrow \bullet \downarrow \bullet \downarrow \bullet \downarrow \bullet \downarrow \bullet \downarrow \bullet \downarrow \bullet \downarrow \bullet \downarrow \bullet \downarrow \circ \\ \vdots \end{array} \right\}$$

That is, if we view these string graph languages as the string diagram languages they represent, then $L(H_1)$ is the language of all trees of depth at most two, whereas $L(H_2)$ is the language of all balanced trees of depth at most two. For every string graph $H \in L(H_1)$, every node-vertex connected to the root via a wire has an arbitrary number of children. However, for every string graph $H \in L(H_2)$, every two node-vertices connected to the root via a wire have the same number of children. This is because for every expansion of b_1 (b_2), a copy of the string graph in their intersection is produced which is added to the contents of b_2 (b_1):



As a result, if one of the $!$ -boxes is expanded n times and the other m times, then there would be nm copies of the string graph in their intersection.

2.5 Graph Grammars

Graph Grammars have been developed as a generalization of the well-known context-free grammars for strings. A graph grammar can be thought of as a finite collection of productions which specify instructions on how to generate (infinite) sets of graphs. In this section we will provide an introduction to the theory of context-free graph grammars. They can be split up into two main groups – Vertex Replacement (VR) [24] and Hyperedge Replacement (HR) [18].

The VR grammars represent the *connecting* approach to graph transformation, whereas the HR grammars represent the *gluing* approach to graph transformation. The connecting approach is usually described in set-theoretic terms and the gluing approach is usually described in algebraic (or categorical) terms. In later chapters, we will model equational reasoning using DPO rewriting which is an example of the gluing approach. As we have seen, DPO rewrites may be understood categorically. At first glance, this consideration makes HR grammars a more attractive candidate to represent families of string graphs. As we show in Chapter 3, HR grammars and VR grammars have the same expressive power on string graphs. However, we argue that this expressive power is insufficient and we need to introduce an extension in order to be able to represent important languages of string graphs. VR grammars are strictly more expressive on (unrestricted) graphs and there is a simple extension which allows them to represent the languages we are interested in. However, the author does not know how to extend HR grammars to serve the same purpose and for this reason we will be using VR grammars for the rest of the thesis.

We will follow the presentation in [24] as it is the standard and most comprehensive reference on VR grammars. In particular, we will be working with confluent edNCE grammars (C-edNCE), which are the largest class of deterministically confluent graph grammars.

2.5.1 edNCE grammars

Throughout this section and the rest of the thesis, we will be working with edge and vertex labelled graphs. There are finitely many labels which are split into several different alphabets. This is made precise by the following definition and we will use the same alphabets throughout this work unless otherwise noted.

Definition 2.5.1 (Alphabets). We will use the following alphabets:

1. Σ is the *alphabet of all vertex labels*.

2. $\Delta \subseteq \Sigma$ is the *alphabet of terminal vertex labels*.
3. $\mathcal{N} \subseteq \Delta$ is the *alphabet of node-vertex labels* and $\mathcal{W} = \Delta - \mathcal{N}$ is the *alphabet of wire-vertex labels*.
4. Γ is the *alphabet of all edge labels*.
5. $\Omega \subseteq \Gamma$ is the *alphabet of all final edge labels*.

In most of this thesis, we will have $\Gamma = \Omega$, so all edge labels will be final. However, we will always need nonterminal vertex labels for our grammars in order to perform derivations. In addition, because we will be working with string graphs, the terminal vertex labels are partitioned into two sets – node-vertices and wire-vertices. In this section this distinction between node-vertices and wire-vertices can be ignored, but this difference will be significant in later chapters when we start working with string graphs.

edNCE graph grammars are not defined over multigraphs, but over graphs in the sense of Definition 2.2.9. So, this is the graph model which we are working with in this section. Next, we formally introduce the notion of a graph language.

Definition 2.5.2 (Graph Language [24]). The set of all graphs over Σ and Γ is denoted by $GR_{\Sigma, \Gamma}$. The set of all graphs modulo graph isomorphism is denoted by $[GR_{\Sigma, \Gamma}]$. A *graph language* is a subset of $[GR_{\Sigma, \Gamma}]$.

So, a graph language is a potentially infinite set of graphs, where isomorphic graphs are identified together. The graph grammars that we are interested in will be generating graph languages. For simplicity, we shall simply refer to graph grammars as *grammars* and to graph languages as *languages* and it should be clear from the context when we are talking about graph languages or string languages generated by string grammars.

The next concept we introduce is an extension to our notion of graph. An *extended graph* provides the necessary information on how a specific graph can be used to replace a nonterminal vertex and connect it to the local neighbourhood of the nonterminal vertex that is to be replaced.

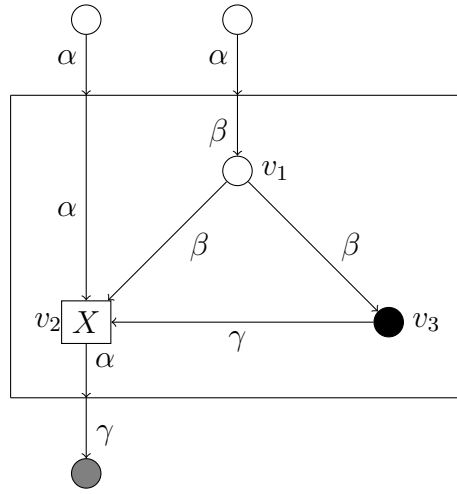
Definition 2.5.3 (Extended Graph [24]). An *Extended Graph* over Σ and Γ is a pair (H, C) , where $H \in GR_{\Sigma, \Gamma}$ is a graph and $C \subseteq \Sigma \times \Gamma \times \Gamma \times V_H \times \{in, out\}$. C is called a *connection relation* and its elements $(\sigma, \beta, \gamma, x, d)$ are called *connection instructions*. The set of all extended graphs over Σ and Γ is denoted by $EGR_{\Sigma, \Gamma}$.

Remark 2.5.4. In the literature, extended graphs are commonly referred to as *graphs with embedding*. However, in the next chapters we will be introducing the notion of grammar embedding which is defined in terms of extended graph embeddings. In order to avoid confusion between graphs with embedding and embeddings of graphs or embeddings of graphs with embeddings we have simply renamed the term. Other than this, the definition is the same as the one in [24].

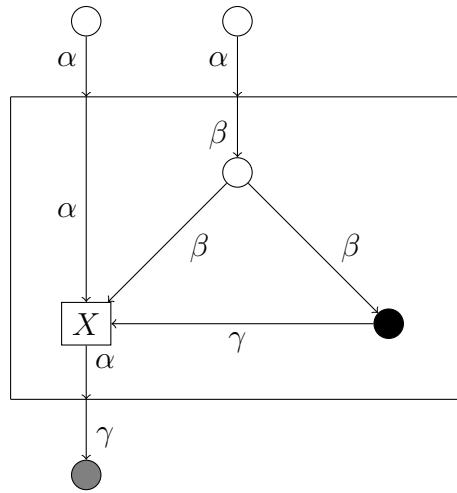
The name for an extended graph is well-justified. If an extended graph has no connection instructions (i.e. $C = \emptyset$), then we can think of it as just an ordinary graph. Before we explain the significance of the connection instructions, we will first introduce a graphical notation for depicting extended graphs (and their connection instructions). The notation is essentially the same as in [24] but it only differs in some cosmetic details. The graph part is drawn as before. Around the graph, we will draw a rectangular box. A connection instruction $(\sigma, \beta, \gamma, x, in)$ will be depicted in the following way: we place a σ -labelled vertex outside of the box; the label β is put next to an arc which we create from the σ -labelled vertex to the boundary of the box; γ is then placed next to another arc which goes from the endpoint of the previous edge to the vertex x of the graph. A connection instruction $(\sigma, \beta, \gamma, x, out)$ is drawn in the same way, except that we reverse the direction of both arcs.

Example 2.5.5. Let's consider the following alphabets which we will use for the next few examples. Let $\Delta = \{\sigma_1, \sigma_2, \sigma_3\}$, and $\Sigma = \Delta \cup \{X, Y\}$. That is, the nonterminal vertex labels are X and Y and the rest of the labels are terminal. Let $\Gamma = \Omega = \{\alpha, \beta, \gamma\}$. So, we have three kinds of edge labels, all of which are final. σ_1 -labelled vertices will be coloured in white, σ_2 -labelled vertices will be coloured in grey and σ_3 -labelled vertices will be coloured in black.

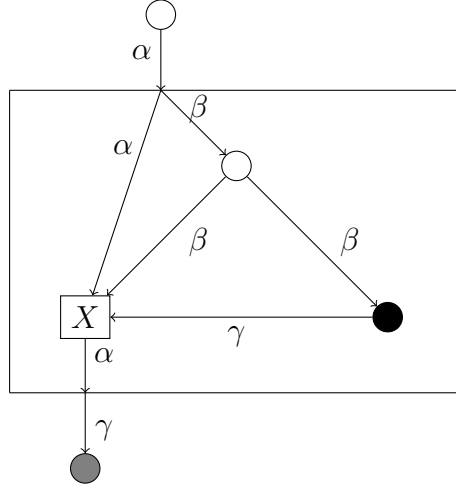
Then, the following extended graph (D, C_D) , where $V_D = \{v_1, v_2, v_3\}$, $\lambda_D(v_1) = \sigma_1$, $\lambda_D(v_2) = X$, $\lambda_D(v_3) = \sigma_3$, $E_D = \{(v_1, \beta, v_3), (v_1, \beta, v_2), (v_3, \gamma, v_2)\}$ and $C_D = \{(\sigma_1, \alpha, \beta, v_1, in), (\sigma_1, \alpha, \alpha, v_2, in), (\sigma_1, \gamma, \alpha, v_2, out), \}$ is depicted in the following way:



However, when working with graph grammars, we are only interested in generating graphs (and graph languages) up to isomorphism, so the names of the vertices will often be irrelevant and we may omit them:



When there are two or more connection instructions of the form $(\sigma, \beta, \gamma_i, x_i, d)$, where only the γ_i and x_i may vary, then we will sometimes depict them as having the same source outside of the box with the arcs branching out after they cross the perimeter of the box:



We can think of an extended graph as just a normal graph with some additional information which describes how the graph should be substituted into another graph while replacing a nonterminal vertex. If we are given a mother graph (H, C_H) with a nonterminal vertex $v \in H$ and a daughter graph (D, C_D) , then if we replace the vertex v with (D, C_D) , we get a new extended graph obtained in the following way. Every connection instruction $(\sigma, \beta, \gamma, x, in) \in C_D$ in the daughter graph means that for every σ -labelled vertex w in the mother graph for which there is a β -labelled edge going **into** the nonterminal vertex v of the mother graph, then the substitution process will establish a γ -labelled edge from w to x . This should become more clear after referring to example 2.5.8 which is presented in a graphical form as well. The meaning for $(\sigma, \beta, \gamma, x, out)$ is analogous. Next, we provide a formal definition for the substitution operation, which is the fundamental mechanism underlying derivations in edNCE grammars.

Definition 2.5.6 (Graph Substitution [24]). Let $(H, C_H), (D, C_D) \in EGR_{\Sigma, \Gamma}$ be two extended graphs, where H and D are disjoint. Let $v \in V_H$ be a vertex of H . The *substitution* of (D, C_D) for v in (H, C_H) is denoted by $(H, C_H)[v/(D, C_D)]$ and is given

by the extended graph whose components are:

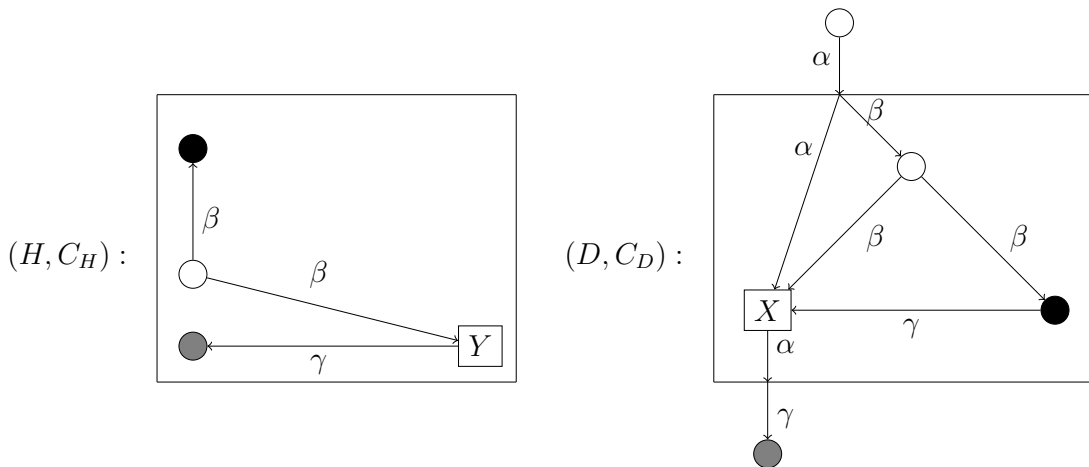
$$\begin{aligned}
V &= (V_H - \{v\}) \cup V_D \\
E &= \{(x, \gamma, y) \in E_H \mid x \neq v, y \neq v\} \cup E_D \\
&\quad \cup \{(w, \gamma, x) \mid \exists \beta \in \Gamma : (w, \beta, v) \in E_H, (\lambda_H(w), \beta, \gamma, x, in) \in C_D\} \\
&\quad \cup \{(x, \gamma, w) \mid \exists \beta \in \Gamma : (v, \beta, w) \in E_H, (\lambda_H(w), \beta, \gamma, x, out) \in C_D\} \\
\lambda(x) &= \begin{cases} \lambda_H(x) & \text{if } x \in (V_H - \{v\}) \\ \lambda_D(x) & \text{if } x \in V_D \end{cases} \\
C &= \{(\sigma, \beta, \gamma, x, d) \in C_H \mid x \neq v\} \\
&\quad \cup \{(\sigma, \beta, \delta, x, d) \mid \exists \gamma \in \Gamma : (\sigma, \beta, \gamma, v, d) \in C_H, (\sigma, \gamma, \delta, x, d) \in C_D\}
\end{aligned}$$

So, the substitution process may use the connection instructions in order to create new edges between the mother graph and the daughter graph. These new edges will be called *bridges*.

Definition 2.5.7 (Bridges [24]). The edges of $(H, C_H)[v/(D, C_D)]$ that are established by the substitution process, i.e., that are not in E_H or E_D , are called *bridges*.

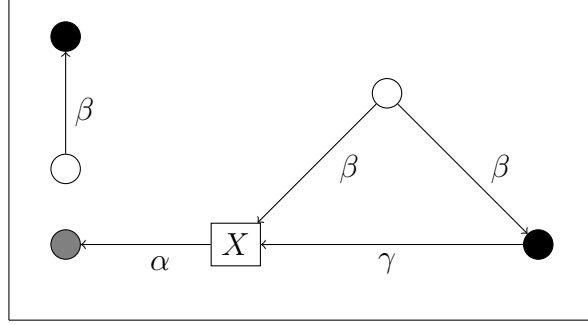
We will shortly introduce edNCE grammars, which perform derivations by substituting nonterminal vertices with extended graphs. Therefore, it is crucial to understand the substitution process and we will consider several examples.

Example 2.5.8. Let's use the same alphabets from Example 2.5.5 and the same extended graph (D, C_D) . We will use this graph as a daughter graph, that is, we will be substituting it into a mother graph, which we will call (H, C_H) . (H, C_H) is shown on the left and (D, C_D) is on the right:



Substituting (D, C_D) for the nonterminal vertex y with label Y in the above graph yields the following result:

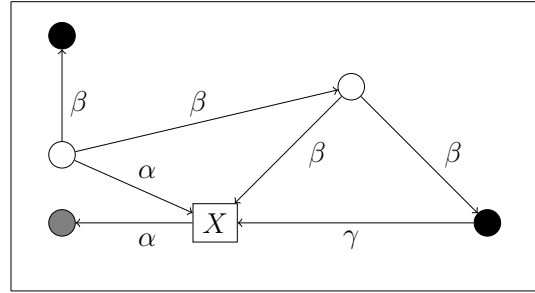
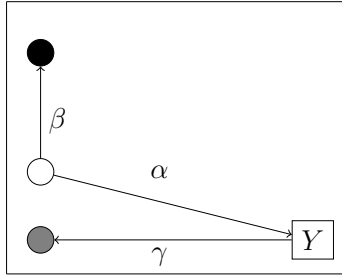
$(H, C_H)[y/(D, C_D)] :$



Note that, only one connection instruction is used to establish bridges. The other two are not used, because the edge connecting to the nonterminal vertex in (H, C_H) is not of the appropriate type. In the following several examples, the graph on the left is the mother graph and the graph on the right is the result of substituting in (D, C_D) as before:

(H, C_H)

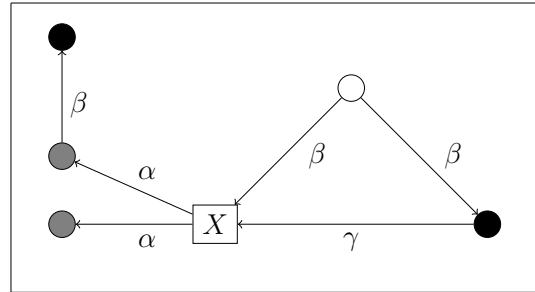
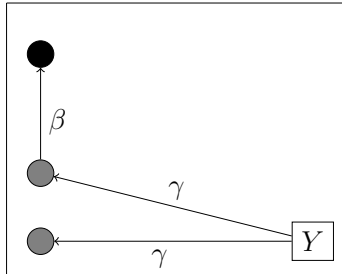
$(H, C_H)[y/(D, C_D)]$



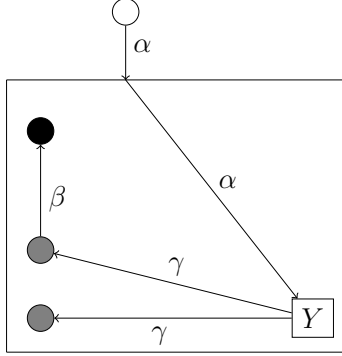
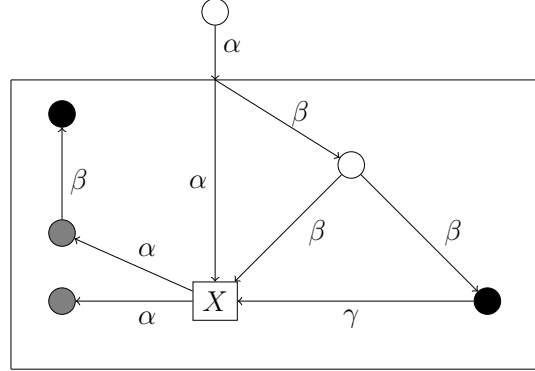
In the above example, we see that each connection instruction in C_D is used to establish one new bridge, while the nonterminal vertex has only two incident edges.

(H, C_H)

$(H, C_H)[y/(D, C_D)]$



In the above example, a single connection instruction is used to establish two bridges.

(H, C_H)

 $(H, C_H)[y/(D, C_D)]$


In this example, we see that connection instructions in the mother graph may also be used to establish new connection instructions in the resulting graph in the same way that edges are used.

An important property of the substitution operation is that it is associative.

Lemma 2.5.9 ([24]). *Let K, H, D be three mutually disjoint extended graphs. Let w be a vertex of K and v a vertex of H . Then, $K[w/H][v/D] = K[w/H[v/D]]$.*

Associativity of graph substitution, together with confluence ensure that the derivations which we will be interested in may be adequately described using derivation trees in the usual sense.

Next, we define the concept of an edNCE Graph Grammar. edNCE is an abbreviation for **N**eighbourhood **C**ontrolled **E**mbedding for **d**irected graphs with dynamic **e**dge relabelling. The justification for this name is the following: derivations in an edNCE grammar consist of performing graph substitution by replacing a nonterminal vertex with an extended graph as specified by some production of the grammar. As we have already seen, embedding an (extended) graph depends only on the neighbourhood of the nonterminal vertex which is being replaced, hence the **NCE** part of the abbreviation. Clearly, we are working with directed graphs (hence the **d** letter in the abbreviation). Finally, the **e** in the name stands for dynamic edge relabelling which means that edges connected to a nonterminal vertex may get their labels changed after the vertex is replaced with another graph.

Definition 2.5.10 (edNCE Graph Grammar [24]). *An edNCE Graph Grammar is a tuple $G = (\Sigma, \Delta, \Gamma, \Omega, P, S)$, where*

- Σ is the alphabet of vertex labels

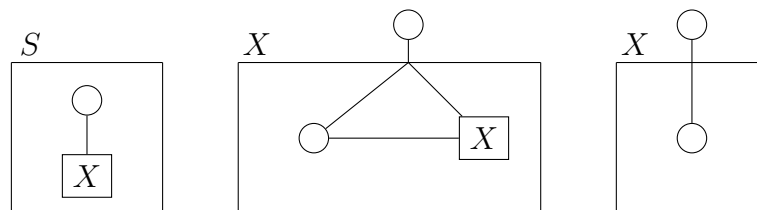
- $\Delta \subseteq \Sigma$ is the alphabet of terminal vertex labels
- Γ is the alphabet of edge labels
- $\Omega \subseteq \Gamma$ is the alphabet of final edge labels
- P is a finite set of productions
- $S \in \Sigma - \Delta$ is the initial nonterminal label

Productions are of the form $X \rightarrow (D, C)$, where $X \in \Sigma - \Delta$ is a nonterminal label and $(D, C) \in EGR_{\Sigma, \Gamma}$ is an extended graph. For a production $p := X \rightarrow (D, C)$, we shall say that the *left-hand side* of p is X and denote it with $lhs(p)$. The *right-hand side* of p is the extended graph (D, C) and we denote it with $rhs(p)$. Vertices which have a label from Δ are called *terminal vertices* and vertices with labels from $\Sigma - \Delta$ are called *nonterminal vertices*. Edges with labels from Ω are called *final edges* and edges with labels from $\Gamma - \Omega$ are called *non-final edges*. An (extended) graph is called terminal if all of its vertices are terminal.

Remark 2.5.11. We will always work with grammars where all edges are final. This does not result in a loss of expressive power. We shall also refer to $rhs(p)$ as the *body* of the production and we shall refer to $lhs(p)$ as the *label* of the production.

Instead of presenting grammars using set-theoretic notation, we will often present them graphically as it is more compact and intuitive. We will use the same notation as in [24]. A grammar is simply a set of productions with a designated starting nonterminal label. The graphical presentation simply depicts each production of the grammar. Productions are extended graphs, which we already know how to depict, together with a nonterminal production label. We depict a production by just drawing its associated extended graph and placing its production label at the top-left corner of the bounding frame.

Example 2.5.12. Let's consider an example edNCE grammar. The grammar below generates the set of all undirected complete graphs K_n and will be referred to multiple times in this thesis. The edges and terminal vertices all have the same type and so we don't depict them for simplicity.



The above grammar has three productions, given by $S \rightarrow H_1$, $X \rightarrow H_2$ and $X \rightarrow H_3$, where H_1 is the leftmost extended graph, H_2 is the middle extended graph and H_3 is the rightmost extended graph. This example is used to demonstrate the graphical depiction of edNCE grammars, but we will soon turn our attention to their languages.

Before we introduce the notion of derivation in an edNCE grammar, we first have to define production copies. In turn, they depend on the notion of extended graph homomorphism which we define next.

Definition 2.5.13 (Extended Graph homomorphism). Given two extended graphs $(H, C_H), (K, C_K) \in EGR_{\Sigma, \Gamma}$, an *extended graph homomorphism* between (H, C_H) and (K, C_K) is a function $f : V_H \rightarrow V_K$, such that f is a graph homomorphism from H to K and if $(\sigma, \beta, \gamma, x, d) \in C_H$ then $(\sigma, \beta, \gamma, f(x), d) \in C_K$. If, in addition, f is a graph isomorphism and $C_k = \{(\sigma, \beta, \gamma, f(x), d) \mid (\sigma, \beta, \gamma, x, d) \in C_H\}$, then we say that f is an *extended graph isomorphism*.

Graph substitution is only defined for disjoint pairs of graphs. However, edNCE grammars have finitely many productions which specify what graphs need to be substituted in for nonterminal vertices. We are only interested in graph languages defined up to isomorphism and for this reason it is necessary to consider isomorphic copies of productions if we wish to have arbitrarily long derivation sequences.

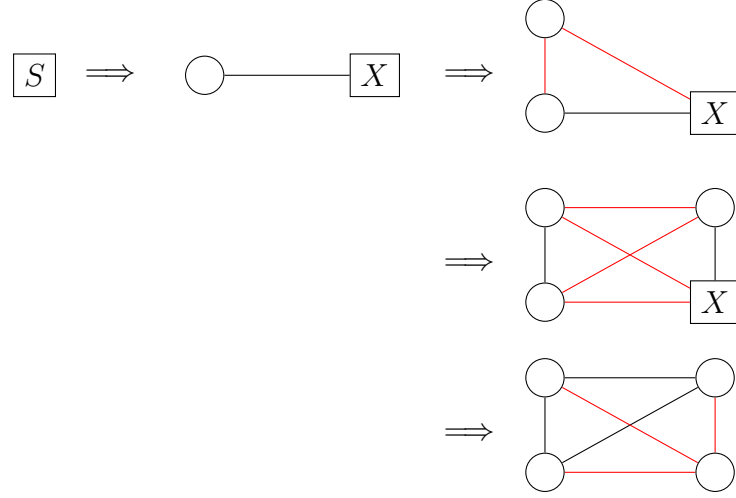
Definition 2.5.14 (Production copy [24]). Two productions $X_1 \rightarrow (D_1, C_1)$ and $X_2 \rightarrow (D_2, C_2)$ are isomorphic if $X_1 = X_2$ and (D_1, C_1) is isomorphic to (D_2, C_2) as an extended graph. For an edNCE grammar $G = (\Sigma, \Delta, \Gamma, \Omega, P, S)$, we denote with $copy(P)$ the infinite set of all productions that are isomorphic to some production in P . An element of $copy(P)$ is called a *production copy* of G .

The next notion is crucial for understanding the operation of edNCE grammars. It formalizes which kinds of graph substitutions are legal for a given edNCE grammar. Like their context-free string counterparts, derivations for graph grammars consist of a sequence of expanding nonterminals and replacing them with the body of an applicable production.

Definition 2.5.15 (Derivation [24]). For a graph grammar $G = (\Sigma, \Delta, \Gamma, \Omega, P, S)$ and extended graphs $H, H' \in EGR_{\Sigma, \Gamma}$, let $v \in V_H$ be a vertex in H and $p : X \rightarrow (D, C) \in copy(P)$ be a production copy of the grammar, such that H and D are disjoint. We say $H \Rightarrow_{v,p} H'$ is a *derivation step* if $\lambda_H(v) = X$ and $H' = H[v/(D, C)]$. If v and p are clear from the context, then we write $H \Rightarrow H'$. A sequence of derivation steps

$H_0 \Rightarrow_{v_1, p_1} H_1 \Rightarrow_{v_2, p_2} \cdots \Rightarrow_{v_n, p_n} H_n$ is called a *derivation*. We write $H \Rightarrow_* H'$ if there exists a derivation from H to H' . A derivation $H \Rightarrow_* H'$ is *concrete* if H' is terminal.

Example 2.5.16. A derivation in the grammar from Example 2.5.12 for the complete graph on four vertices K_4 is given by:



where the bridges are coloured in red.

Now that we have defined derivations of an edNCE grammar, we are ready to define its language. This is formalized by the next three definitions. For a given edNCE grammar, a *starting graph* is simply a graph with no connection instructions, no edges and just a single vertex labelled with the initial nonterminal label. A *sentential form*, similar to the context-free string case, is any graph (up to isomorphism) which can be derived from the starting graph. Finally, the language of a grammar consists of all terminal sentential forms modulo graph isomorphism.

Definition 2.5.17 (Starting Graph [24]). We say that $sn(S, z) \in EGR_{\Sigma, \Gamma}$ is a *starting graph* if it has only one vertex given by z , its label is S , the graph has no edges and no connection instructions.

Definition 2.5.18 (Sentential Form [24]). A *sentential form* of an edNCE grammar $G = (\Sigma, \Delta, \Gamma, \Omega, P, S)$ is a graph H such that $Sn(S, z) \Rightarrow_* H$ for some z .

Definition 2.5.19 (Graph Grammar Language [24]). The graph language induced by a graph grammar $G = (\Sigma, \Delta, \Gamma, \Omega, P, S)$ is given by:

$$L(G) := \{[H] \mid H \in GR_{\Delta, \Omega} \text{ and } sn(S, z) \Rightarrow_* H \text{ for some } z\}$$

where $[H]$ denotes the equivalence class of all graphs which are isomorphic to H .

Example 2.5.20. The language of the grammar from Example 2.5.12 consists of all undirected complete graphs with $n \geq 2$ vertices.

We consider graph languages up to isomorphism. Therefore, in the definition above, for the starting graph $sn(S, z)$, the choice of vertex name z does not matter. Only the initial nonterminal label is relevant. Because of this, we will often refer to derivations in a grammar as $S \Rightarrow_* H$.

2.5.2 Subclasses of edNCE grammars

The edNCE graph grammars as introduced so far are not necessarily confluent. The order of application of productions matters as it may produce different results. This makes reasoning about their derivations (and thus languages) considerably harder. Therefore, a natural subclass of edNCE grammars are those grammars which are confluent. Indeed, confluent edNCE grammars have nicer structural, decidability and complexity properties, their derivations may be described via derivation trees and there is also a powerful logical characterization of their languages. These grammars are called *C-edNCE* grammars, where the *C* stands for *confluent*. C-edNCE grammars are the largest class of deterministically context-free graph grammars which have been studied. For this reason, this class is also commonly known as VR (Vertex Replacement) graph grammars as it is the most general class of context-free graph grammars which utilise vertex replacement (as opposed to edge/hyperedge replacement).

The next definition formally introduces C-edNCE grammars by providing static conditions which guarantee confluence. The conditions are static in the sense that they can be easily checked (and decided) by examining the productions of a grammar. We provide the definition for completeness, but it is not crucial for understanding the rest of the thesis, because we will be working with specific subclasses of C-edNCE grammars which enjoy even nicer properties.

Definition 2.5.21 (C-edNCE grammar [24]). An edNCE grammar $G = (\Sigma, \Delta, \Gamma, \Omega, P, S)$ is *confluent* or a *C-edNCE* grammar, if for all productions $X_1 \rightarrow (D_1, C_1)$ and $X_2 \rightarrow (D_2, C_2)$ in P , all vertices $x_1 \in V_{D_1}$ and $x_2 \in V_{D_2}$, and all edge labels $\alpha, \delta \in \Gamma$, the following equivalence holds:

$$\begin{aligned} \exists \beta \in \Gamma : (X_2, \alpha, \beta, x_1, out) \in C_1 \text{ and } (\lambda_{D_1}(x_1), \beta, \delta, x_2, in) \in C_2 \\ \iff \\ \exists \gamma \in \Gamma : (X_1, \alpha, \gamma, x_2, in) \in C_2 \text{ and } (\lambda_{D_2}(x_2), \gamma, \delta, x_1, out) \in C_1 \end{aligned}$$

This static definition guarantees the following dynamic property which we shall refer to as *dynamic confluence*. In general, dynamic properties will describe some behaviour of the sentential forms of C-edNCE grammars while static properties will describe their productions in decidable terms. In this sense, the next proposition states that dynamic confluence is equivalent to static confluence for edNCE grammars and we can therefore decide if any edNCE grammar is confluent in both senses.

Proposition 2.5.22 (Confluence [24]). *An edNCE grammar $G = (\Sigma, \Delta, \Gamma, \Omega, P, S)$ is confluent iff the following holds for every graph $H \in EGR_{\Sigma, \Gamma}$: if $H \Rightarrow_{u_1, p_1} H_1 \Rightarrow_{u_2, p_2} H_{12}$ and $H \Rightarrow_{u_2, p_2} H_2 \Rightarrow_{u_1, p_1} H_{21}$ are derivations of G with $u_1 \neq u_2$, then $H_{12} = H_{21}$.*

C-edNCE grammars are confluent, however when performing derivations, the context around a nonterminal vertex may change. Because of this, C-edNCE grammars in general do not have a normal form called *context-consistency* which significantly simplifies multiple proofs and constructions in this work. For this reason, we will work with the largest subclass of C-edNCE grammars which are known to have this normal form (defined next) and we will leave the problem of determining whether our results hold for C-edNCE grammars in general for future work.

Definition 2.5.23 (B-edNCE grammar [24]). *An edNCE grammar $G = (\Sigma, \Delta, \Gamma, \Omega, P, S)$ is *boundary*, or a B-edNCE grammar, if, for every production $X \rightarrow (D, C)$*

1. D does not contain edges between nonterminal vertices
2. C does not contain connection instructions of the form $(\sigma, \beta, \gamma, x, d)$ where σ is a nonterminal label

Therefore, in any B-edNCE grammar, the sentential forms are such that nonterminal vertices are never adjacent. It is easily seen that B-edNCE grammars satisfy the defining conditions for C-edNCE grammars, but not the other way around. Thus, they are confluent, but in terms of generative power they are strictly less expressive compared to C-edNCE grammars.

An interesting proper subclass of B-edNCE grammars are linear edNCE grammars. Like their context-free string counterparts, they can have at most one nonterminal in the body of each production. As a result, their derivation trees are simply lines and their derivations are usually easy to understand.

Definition 2.5.24 (LIN-edNCE grammar [24]). An edNCE grammar $G = (\Sigma, \Delta, \Gamma, \Omega, P, S)$ is *linear*, or a LIN-edNCE grammar, if for every production $X \rightarrow (D, C)$, D has at most one nonterminal vertex.

The sentential forms of B-edNCE and LIN-edNCE grammars may have arbitrarily many terminal vertices which are connected to a nonterminal vertex. A natural and proper subclass of B-edNCE where this is not possible is presented in the next definition. The main idea for that subclass is that each neighbour of a nonterminal vertex may be uniquely identified via the combination of its vertex label and the label and direction of its edge connecting it to the nonterminal.

Definition 2.5.25 (Bnd-edNCE grammar [24]). A B-edNCE grammar $G = (\Sigma, \Delta, \Gamma, \Omega, P, S)$ is *nonterminal neighbourhood deterministic*, or a Bnd-edNCE grammar, if, for every production $X \rightarrow (D, C)$, every nonterminal vertex $x \in V_D$, all $\gamma \in \Gamma$ and all $\sigma \in \Delta$:

1. $\{y \in V_D \mid (y, \gamma, x) \in E_D \text{ and } \lambda_D(y) = \sigma\} \cup \{\beta \in \Gamma \mid (\sigma, \beta, \gamma, x, in) \in C\}$ is a singleton or empty
2. $\{y \in V_D \mid (x, \gamma, y) \in E_D \text{ and } \lambda_D(y) = \sigma\} \cup \{\beta \in \Gamma \mid (\sigma, \beta, \gamma, x, out) \in C\}$ is a singleton or empty

A proper subclass of Bnd-edNCE grammar are the *apex* grammars, where connection instructions are only allowed to terminal vertices. As a result, any vertex connected to a nonterminal will have its final neighbourhood determined after expanding each nonterminal it is connected to. These grammars can generate only languages of bounded degree.

Definition 2.5.26 (A-edNCE grammar [24]). An edNCE grammar $G = (\Sigma, \Delta, \Gamma, \Omega, P, S)$ is called *apex* or an A-edNCE grammar, if for every production $X \rightarrow (D, C)$ and every connection instruction $(\sigma, \beta, \gamma, x, d) \in C$, x and σ are terminal.

If an apex grammar is also linear, then we shall call it a LIN-A-edNCE grammar. These grammars are considered to form the simplest class of VR grammars in terms of structural and expressive properties.

We will denote the class of languages which can be generated by an X-edNCE grammar by **X-edNCE**. Figure 2.1 describes the relationship between the different subclasses of **VR** languages. All inclusions are proper. **HR** stands for the class of languages expressible by Hyperedge Replacement grammars and the result is true up to encoding, because HR and VR grammars generate different types of (hyper)graphs. Most constructions in this thesis will be built around B-edNCE grammars.

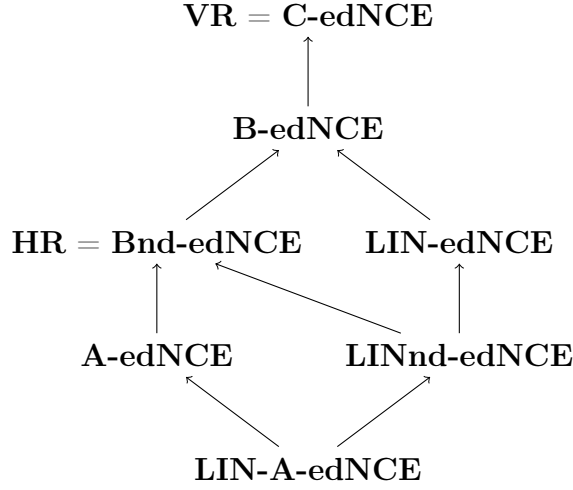


Figure 2.1: Inclusion diagram for subclasses of VR languages

2.5.3 Derivation Trees

Like in the case for context-free string grammars, the order in which productions are applied in C-edNCE grammars does not matter. The result of two derivation sequences where some of the productions have been permuted will be the same graph. Thus, derivation trees for C-edNCE grammars are useful in the same way that derivation trees are useful for context-free string grammars – they provide a convenient representation which allows us to ignore the unimportant order of production applications and the trees also better capture the syntactic structure of the objects (graphs or strings) with respect to the grammar.

For the next two definitions we shall assume that the vertices in our edNCE grammars have a linear order. This order may be assigned to the vertices in an arbitrary way. It is only used in order to relate specific nonterminal vertices from the productions of our grammars to specific nodes in a derivation tree. We shall first provide the necessary definitions and then elaborate more on them and provide examples.

Definition 2.5.27 (p-labelled derivation tree). Let G be an edNCE grammar. A p -labelled derivation tree of G is a rooted, ordered tree T of which the nodes are labelled by productions of G , such that if node u of T has label p , and $rhs(p)$ has nonterminal vertices x_1, \dots, x_k , in that order, then u has children v_1, \dots, v_k , in that order, and the left-hand side of the label of v_i in T equals the label of x_i in $rhs(p)$.

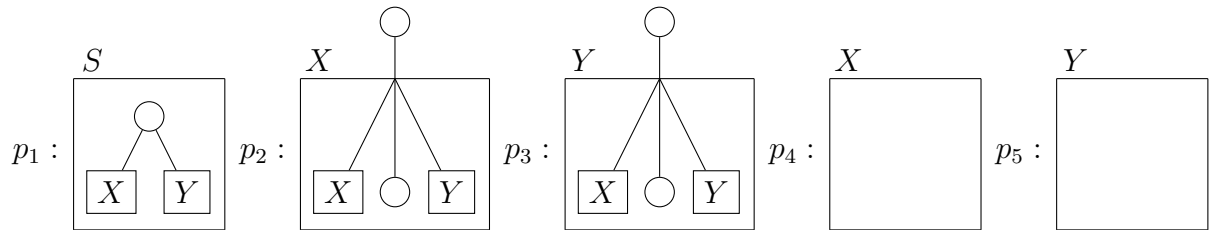
Definition 2.5.28 (Yield of derivation tree). The yield of a p -labelled derivation tree T is defined recursively by $yield(T) := rhs(p)[x_1/yield(T_1)] \dots [x_k/yield(T_k)]$, where p

is the label of the root of T , x_1, \dots, x_k are the nonterminal vertices (in that order) in $rhs(p)$ and T_1, \dots, T_k are the direct subtrees of T (in that order), where in addition, we take isomorphic production copies such that the substitution is well-defined.

Remark 2.5.29. The above two definitions are essentially the same as the ones from [24]. However, the authors there define p-labelled derivation trees in terms of c-labelled derivation trees. We will not be using c-labelled derivation trees and for this reason we provide the direct definition above which is equivalent to the one in [24]. From now on, we shall simply refer to p-labelled derivation trees as *derivation trees*.

From any derivation tree we can obtain a concrete derivation sequence and vice-versa. Given a derivation tree, any tree traversal where each node of the tree is visited only after its parent had been visited first describes a concrete derivation sequence – the first production to be applied is the one identified by the root node and each following one is given by applying the production identified by the next node in the traversal where the nonterminal being replaced is the one identified by the connecting edge. In the other direction, given a concrete derivation sequence, a derivation tree can be constructed in a unique way – the root node of the tree is labelled with the name of the first production in the sequence, then the children of any node n in the tree are labelled by the productions of the sequence which expand the relevant nonterminal vertices in $rhs(p)$, where the label of n is p .

Example 2.5.30. Consider the following A-edNCE (and thus B-edNCE) grammar which generates star graphs (complete bipartite graphs $K_{1,n}$):



where the names of the productions are shown on the left. Note, this grammar is not optimal and the same language can be generated by a LIN-edNCE grammar where the Y nonterminal vertices and productions are removed. However, this grammar is useful for illustrating derivation trees. Let's assume that the nonterminal vertices X have lower order than the nonterminal vertices Y in all productions of the grammar. Thus, when expanding nonterminal vertices labelled X they will correspond to the left child in the derivation tree of a parent node. For example, consider the following derivation tree:

2.5.4 Normal Forms

In this subsection we present several normal forms for B-edNCE grammars, all of which are well known in the literature. Our contribution is to point out that all of them can be combined into a single normal form. Working with normal forms with B-edNCE grammars allows for simpler reasoning and for more concise definitions which we will need later on in this thesis. For example, in Chapter 4, we provide necessary conditions on normal form B-edNCE grammars for certain properties. Stating all those conditions for arbitrary B-edNCE grammars would be much more challenging and certainly less elegant. However, the normal forms which we consider here do not restrict the expressive power of B-edNCE grammars, and moreover, they can all be constructed effectively by a computer.

Our first normal form is about nonfinal edges. In an edNCE grammar nonfinal edges are used in order to block subsequent derivations – once a nonfinal edge is established between a pair of terminal vertices, it cannot be modified any further and thus any subsequent sentential forms are not considered part of the language. This might sometimes help with grammar design, but it also makes grammars much more difficult to reason about, so we shall only consider grammars where nonfinal edges are not allowed at all. As the next lemma (and its corollary) show, this does not decrease our expressive power.

Definition 2.5.31 (Nonblocking grammar [24]). An edNCE grammar G is *nonblocking* if every terminal sentential form H of G has final edges only (i.e., $H \in L(G)$).

Lemma 2.5.32 ([48, 24]). *For every B-edNCE grammar an equivalent nonblocking B-edNCE grammar can be constructed.*

This was first proved in [48] for C-edNCE grammars. Another proof is presented in [24] where, in addition, the authors point out that the result also holds for B-edNCE grammars.

Corollary 2.5.33. *For every B-edNCE grammar an equivalent B-edNCE grammar can be constructed which doesn't use any non-final edges in any sentential form.*

Proof. After applying the construction in Theorem 2.5.32, simply declare all edge labels to be final. This has no effect on the generated language as all terminal sentential forms do not contain non-final edges. \square

Next, we introduce the *context* of a nonterminal vertex v . This information describes the label data of the neighbourhood of v .

Definition 2.5.34 (Context [24]). For a vertex v of an extended graph H , we define the *context* of v in H by:

$$\begin{aligned} \text{cont}_H(v) := & \{(\lambda_H(w), \gamma, \text{out}) \mid (v, \gamma, w) \in E_H\} \cup \\ & \{(\lambda_H(w), \gamma, \text{in}) \mid (w, \gamma, v) \in E_H\} \cup \\ & \{(\sigma, \gamma, \text{out}) \mid (\sigma, \beta, \gamma, v, \text{out}) \in C_H\} \cup \\ & \{(\sigma, \gamma, \text{in}) \mid (\sigma, \beta, \gamma, v, \text{in}) \in C_H\} \end{aligned}$$

The next normal form which we will introduce is about context consistent grammars. In a context consistent grammar, the context around every nonterminal vertex with a given label is always the same. This will be helpful for us in later chapters, because it will allow us to reason locally about the productions of grammars when showing some of the admissibility results that we need.

Definition 2.5.35 (Context consistent grammar [24]). We say that an edNCE grammar G is *context consistent* if there is a mapping η from $\Sigma - \Delta$ to the set of all possible contexts, such that for every nonterminal vertex v of every sentential form H of G , $\text{cont}_H(v) = \eta(\lambda_H(v))$.

Thus, in a context consistent grammar, the context of a nonterminal vertex is determined by its label.

The next normal form which we will need is about neighbourhood preserving grammars. These grammars do not allow edges incident to nonterminals to be dropped during the embedding process. Any vertex incident to a nonterminal vertex in the mother graph will therefore be incident to at least one new vertex created by the daughter graph. This normal form will be useful in later chapters when we need to relate the inputs and outputs of a pair (or triple) of B-ESG grammars. In particular, it guarantees that any wire-vertex in any sentential form of such a grammar cannot subsequently become an input or output, if it wasn't one in the past.

Definition 2.5.36 (Neighbourhood preserving grammar [24]). We say that an edNCE grammar G is *neighbourhood preserving* if, for every sentential form H of G , every nonterminal vertex v of H , and every production p with $\text{lhs}(p) = \lambda_H(v)$, the following holds: if $(w, \beta, v) \in E_H$ (or $(v, \beta, w) \in E_H$), then $\text{rhs}(p)$ has a connection instruction of the form $(\lambda_H(w), \beta, \gamma, x, d)$ with $d = \text{in}$ ($d = \text{out}$, respectively).

Lemma 2.5.37 ([22]). *For every B-edNCE grammar an equivalent B-edNCE grammar can be constructed which is both context consistent and neighbourhood preserving.*

The next two normal forms have a direct analogy in the standard context-free grammars on strings. Any derivation step in a graph grammar (or string grammar) which contains no chain productions or empty productions will always add at least one terminal vertex (or terminal character) to its sentential forms. As a result, the number of terminal vertices (characters) in sentential forms always increases which makes it easy to decide some properties by using a bounding argument.

Definition 2.5.38 (Chain production[24]). Given an edNCE grammar, we say that a production $X \rightarrow (D, C)$ is a *chain* production, if D consists of a single nonterminal vertex.

Definition 2.5.39 (Empty production[24]). Given an edNCE grammar, we say that a production $X \rightarrow (D, C)$ is an *empty* production, if D is the empty graph.

In the literature, there's a well-known normal form for C-edNCE grammars where all empty productions can be removed (see [24]). Obviously, if the empty graph is part of the language of a grammar G , then we cannot obtain a normal form for G which contains no empty productions. For this reason, we will consider a normal form where all empty productions, except for possibly an initial one, are removed.

The next normal form also translates immediately into the standard string grammars. A reduced grammar is one where every production may be executed at least once in some derivation. That is, there exists no production which is not reachable from an initial one. Such unreachable productions have no effect on the generated language and may simply be ignored. This normal form will be useful for us when we characterise some necessary conditions for our grammars that ensure they generate only languages of string graphs.

Definition 2.5.40 (Reduced grammar[24]). An edNCE grammar is called *reduced* if every production of the grammar participates in at least one concrete derivation.

In order to determine whether an edNCE grammar is reduced, we simply have to check if every production of the grammar is reachable from an initial production.

The final normal form which we introduce is about grammars which contain no useless connection instructions. As the name suggests, useless connection instructions can simply be removed from any edNCE grammar. Of course, this requires identifying those connection instructions first. It's not immediately obvious how this can be done for arbitrary B-edNCE grammars, but we shall see that this is easy under some of the conditions of the already mentioned normal forms. B-ESG grammars which contain no useless connection instructions are easier to reason about when it comes to relating inputs and outputs in B-ESG rewrite rules.

Definition 2.5.41 (Useless connection instruction[24]). For a given edNCE grammar, we say that a connection instruction of some production is *useless*, if for all possible concrete derivations, the connection instruction is never used by the substitution process in order to establish a bridge.

The central theorem of this section simply states that all of the definitions concerning B-edNCE grammars provided here can be combined into one normal form.

Theorem 2.5.42. *For every B-edNCE grammar G , we can effectively construct a B-edNCE grammar G' with $L(G) = L(G')$, such that G' :*

1. *contains no non-final edges*
2. *is context consistent*
3. *is neighbourhood preserving*
4. *contains no empty productions*
5. *contains no chain productions*
6. *is reduced*
7. *contains no useless connection instructions*

Proof. Condition 1 follows from Corollary 2.5.33. The proof of Lemma 2.5.37 doesn't introduce any new non-final edges, therefore conditions 1-3 can be combined.

An equivalent grammar without empty productions or chain productions can be effectively constructed. For a proof, see [24]. The construction for removing empty productions is a straightforward generalisation to the one for context-free string grammars – in the productions of the grammar substitute the empty graph for some non-terminal vertices that can generate the empty graph and finally delete all empty productions, except for possibly an initial one. This doesn't violate any of the conditions 1-3, because the replaced nonterminal vertices must have empty context. The construction for removing chain productions is also analogous to the one for context-free string grammars – it consists of composing several productions of the original grammar into one and then adding that production to the grammar. This composition preserves properties 1-4.

Creating an equivalent grammar which is reduced simply involves removing all productions which are unreachable from an initial production. This doesn't have an

effect on the generated language, because these productions can obviously never be used in any concrete derivation. Therefore conditions 1-6 can be combined.

Finally, it should be clear that we can remove useless connection instructions without changing the language of the grammar, because by definition they do not affect any derivation. Identifying the useless connection instructions for a grammar which satisfies conditions 2-3 is particularly easy – for a production $X \rightarrow (D, C)$ the useless connection instructions are of the form $(\sigma, \beta, \gamma, x, d) \in C$, where $(\sigma, \beta, d) \notin \eta(X)$. Obviously, doing this doesn't violate any of the previously established properties 1-6, which completes the proof. \square

We will be using this normal form for several proofs, so we give it a name.

Definition 2.5.43 (Combined normal form). We say that a B-edNCE grammar G is in *combined normal form* (CNF), if the seven conditions of Theorem 2.5.42 are satisfied.

2.5.5 Monadic Second Order Logic for C-edNCE grammars

Monadic Second Order (MSO) logic provides a useful and convenient language for describing graphs and graph properties. C-edNCE languages are fully characterised by MSOL in a grammar-independent way. In particular, the class of C-edNCE languages is the class of languages obtained by applying a MSO definable function to the set of all trees over a ranked alphabet. These results have proven to be very useful and they have led to several important decidability and closure results.

We will provide a brief introduction to MSO logic and state some properties which are relevant for C-edNCE grammars. For our purposes, only a few of the relevant notions are required in order to be able to understand the proofs in the rest of the chapters. The presentation of MSO logic presented below follows that of [24].

For fixed alphabets Σ and Γ of vertex labels and edge labels respectively, we will define the (infinite) language of MSO formulas and denote it with $MSOL(\Sigma, \Gamma)$. MSO formulas have two types of variables. The first type are vertex variables, which we will denote with lower Latin letters such as u, v, w , etc. For a given graph $H \in GR_{\Sigma, \Gamma}$, the vertex variables will range over the vertices V_H of H . The second type of variables are vertex-set variables, which we will denote with capital Latin letters, such as U, V, W , etc. For a given graph $H \in GR_{\Sigma, \Gamma}$, the vertex-set variables will range over subsets of V_H . Edge variables or edge-set variables are not allowed. Each MSOL formula expresses some property of a graph $H \in GR_{\Sigma, \Gamma}$.

There are four different types of atomic formulas in MSOL, where the meaning is given in parenthesis:

$lab_\sigma(u)$	(vertex u has label σ , where $\sigma \in \Sigma$)
$edge_\gamma(u, v)$	(there exists an edge (u, γ, v) , where $\gamma \in \Gamma$)
$u = v$	(vertex u is the same as vertex v)
$u \in U$	(vertex u is in the set U)

The rest of the formulas in $MSOL(\Sigma, \Gamma)$ are built from the four different types of atomic formulas by using the standard propositional connectives $\wedge, \vee, \neg, \implies, \iff$ and the standard quantifiers \forall, \exists in the obvious way with the usual meaning. In particular, the logic is called *Monadic Second Order*, because we allow quantification over not just vertex variables, but also over vertex-set variables.

A formula $\phi \in MSOL(\Sigma, \Gamma)$ is *closed* if it has no free variables. A graph $H \in GR_{\Sigma, \Gamma}$ satisfies a closed formula $\phi \in MSOL(\Sigma, \Gamma)$, if ϕ is true for H and we denote this by $H \models \phi$. If a formula $\phi \in MSOL(\Sigma, \Gamma)$ has free variables $u_1, \dots, u_n, U_1, \dots, U_k$, then we will denote that as $\phi(u_1, \dots, u_n, U_1, \dots, U_k)$.

Example 2.5.44. We can construct an MSO formula $edge(u, v)$ which expresses the fact that there exists an edge from vertex u to vertex v . It is given by:

$$edge(u, v) := \bigvee_{\gamma \in \Gamma} edge_\gamma(u, v)$$

Using the above formula, we may construct a closed MSO formula $edges$:

$$edges := \forall u, v. u \neq v \implies edge(u, v)$$

Then, $H \models edges$ if the graph H has an edge between any pair of distinct vertices.

Next, we introduce the notion of an MSO definable language, which will play a crucial role in some of the proofs in later chapters. In particular, we shall see that for a fixed string graph, its wire-homeomorphism class is an MSO definable language.

Definition 2.5.45 (MSO definable language [24]). A graph language $L \subseteq [GR_{\Sigma, \Gamma}]$ is *MSO definable* if there is a closed formula $\phi \in MSOL(\Sigma, \Gamma)$ such that $L = \{[H] \in [GR_{\Sigma, \Gamma}] \mid H \models \phi\}$.

So, any closed MSO formula ϕ gives rise to a MSO definable language. These languages are the graph grammar analogue of regular languages for standard context-free string grammars in the sense that they provide the analogous closure property. Context-free string languages are closed under intersection with regular languages and as the next theorem shows, C-edNCE and B-edNCE languages are closed under intersection with MSO definable languages.

Theorem 2.5.46 ([24]). *B-edNCE is closed under intersection with MSO definable languages.*

The above theorem also holds for C-edNCE languages, but it is also true for B-edNCE languages as well, which is the only languages we will be working with. This theorem then can be immediately used in order to obtain some important decidability properties which we shall make use of in the next chapters.

2.5.6 Decidability and Complexity results

In this subsection, we will list some notable decidability and complexity results for VR grammars which we will make use of in the following chapters. In general, B-edNCE grammars are strictly more powerful than context-free string grammars and therefore their decidability and complexity properties are in general worse compared to their string counterparts.

Nevertheless, C-edNCE and B-edNCE grammars enjoy some important decidability properties which we will make use of. One of the most important ones is the decidability of the membership problem.

Theorem 2.5.47 ([24]). *Given an arbitrary graph $H \in GR_{\Sigma, \Gamma}$ and an edNCE grammar $G = (\Sigma, \Delta, \Gamma, \Omega, P, S)$, it is decidable whether or not $[H] \in L(G)$.*

However, the problem is NP-complete in general, even for simple subclasses of edNCE grammars, such as the LIN-A-edNCE grammars. Still, there are known efficient algorithms for many special cases.

The next decision problem concerns emptiness and finiteness of grammars which will be used in several proofs.

Proposition 2.5.48 ([24]). *It is decidable, for an arbitrary C-edNCE grammar G , whether or not $L(G)$ is empty. Also, it is decidable whether or not $L(G)$ is finite. Moreover, if $L(G)$ is finite, it can be constructed effectively.*

This proposition leads to an interesting corollary. In particular, it shows that we may decide whether the graphs in the language of some grammar all satisfy a fixed MSO formula.

Corollary 2.5.49 ([24]). *Let $L \in \mathbf{B-edNCE}$ be a language generated by a B-edNCE grammar and let R be an MSO definable language. Then, it is decidable whether or not $L \cap R = \emptyset$. Also, it is decidable whether or not $L \subseteq R$.*

Proof. The first decidability result follows immediately by combining Proposition 2.5.48 and Theorem 2.5.46.

For the second one, let $R := \{[H] \in [GR_{\Sigma, \Gamma}] \mid H \models \phi\}$. Then, we can define $\neg R := \{[H] \in [GR_{\Sigma, \Gamma}] \mid H \models \neg\phi\}$. By the first decidability result we can decide whether or not $L \cap \neg R = \emptyset$. However, this is equivalent to deciding $L \subseteq R$. \square

The next proposition shows that B-edNCE grammars can simulate context-free string grammars.

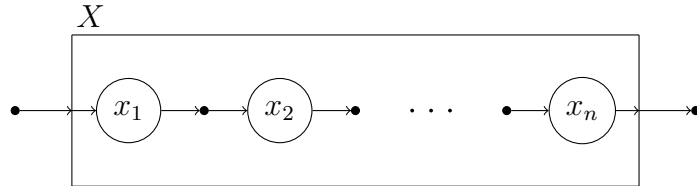
Proposition 2.5.50. *For any context-free string grammar G , there exists a B-edNCE grammar G' which generates the same string language up to encoding.*

Proof. Any sentential form $x_1x_2\dots x_n$ of G (which may include nonterminals) will be encoded as the following graph:



where the vertices between the x_i -vertices are dummy terminal vertices, which may be thought of as wire-vertices and the whole graph can thus be seen as a string graph as defined in Section 2.3.

Then, to simulate G , for each production $X \rightarrow x_1x_2\dots x_n$ of G , we add the following production to G' :



Thanks to the introduction of the dummy wire-vertices, G' is boundary. \square

Corollary 2.5.51. *Given two B-edNCE grammars G_1 and G_2 , it is undecidable whether or not $L(G_1) = L(G_2)$.*

Proof. From the last proposition it follows that decidability of language equality for B-edNCE grammars implies decidability of language equality for context-free string grammars. However, that problem is undecidable [28]. \square

2.5.7 Parikh's Theorem

In this subsection, we will introduce Parikh's theorem for C-edNCE languages. Parikh's Theorem was first described by Rohit J. Parikh in [41] for context-free string grammars. It defines a mapping from the language of a grammar to a set of vectors of nonnegative integers. The main result is that this mapping results in a semilinear set, if the grammar is context-free. Parikh's theorem may be used to prove that certain string languages are not context-free. We will use the version of the theorem for graph languages in order to show that certain languages cannot be described using C-edNCE grammars.

In the definition below, we shall denote the set of all nonnegative integers as \mathbb{N} and the vector space of all n -tuples of nonnegative integers as \mathbb{N}^n .

Definition 2.5.52 (Semilinear set [25]). We shall say that a set $L \subseteq \mathbb{N}^n$ is *linear* if there exists $c \in \mathbb{N}^n$ and a finite subset $P \subseteq \mathbb{N}^n$, such that

$$L = \{x \in \mathbb{N}^n \mid x = c + x_1 + \cdots + x_m, \text{ where } m \in \mathbb{N}, x_i \in P\}$$

We will say a set $L \subseteq \mathbb{N}^n$ is *semilinear* if it is a finite union of linear sets.

Note, that in the definition of linear set, the vectors x_i may appear any finite number of times. So, for $P = \{x_1, x_2, \dots, x_k\}$, an equivalent way to define a linear set is:

$$L = \{x \in \mathbb{N}^n \mid x = c + \sum_{i=1}^k t_i \cdot x_i, \text{ where } t_i \in \mathbb{N}\}$$

Example 2.5.53. The set:

$$\{(n, k) \mid n \in \mathbb{N}, k = 2n \text{ or } k = 3n + 1\}$$

$$=$$

$$\{(n, 2n) \mid n \in \mathbb{N}\} \cup \{(n, 3n + 1) \mid n \in \mathbb{N}\}$$

is semilinear, because it is the union of the two sets above, which are both linear. However, the following set:

$$\{(n, n^2) \mid n \in \mathbb{N}\}$$

is not semilinear.

For brevity, we will not present Parikh's theorem for context-free string grammars. Instead, we present the version for context-free graph grammars, which is given in [23].

Definition 2.5.54 (Parikh mapping [23]). For a graph language $L \subseteq [GR_{\Delta, \Gamma}]$ and a sequence $\pi = (\Delta_1, \dots, \Delta_k)$ of subsets of Δ , we denote by $Par_\pi(L)$ the set:

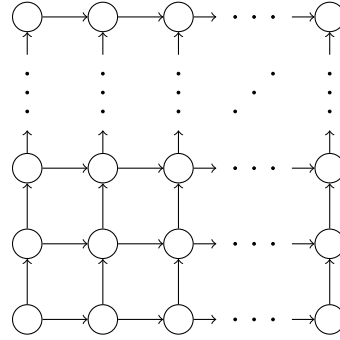
$$Par_\pi(L) := \{(n_1, \dots, n_k) \mid H \in L, n_i = \#\{v \in V_H \mid \lambda_H(v) \in \Delta_i\}\}$$

In other words, the mapping sends a graph to a vector of nonnegative integers, where each component is just the number of vertices with certain labels. Note, that the mapping ignores edges. The main theorem of this subsection is given next.

Theorem 2.5.55 ([23]). *For every graph language L in **C-edNCE**, $Par_\pi(L)$ is semilinear.*

So, Parikh's theorem establishes necessary conditions for C-edNCE languages and we will use it in the next chapters to show that certain languages are not context-free.

Example 2.5.56. The language of all square grids L :



is not a C-edNCE language, because its Parikh mapping is $Par_\Sigma(L) = \{n^2 \mid n \in \mathbb{N}\}$, which is not semilinear.

2.6 Related Work

A similar approach to using partial adhesive categories (cf. Section 2.2) is using *quasi-adhesive categories* [37]. The two theories are motivated by the same problem – adhesivity is sometimes too strong for categories of interest and a generalisation is needed in order to perform DPO rewriting. Quasiadhesive categories take the approach of requiring that pushouts are stable under *regular* monos, instead of arbitrary monos. This generalisation still retains many of the useful properties of adhesive categories. However, in this thesis we use partial adhesive categories, because they are even more general and as we will show we can fully characterise the conditions under which DPO rewriting is well-behaved. This requires more work on our part, but it also allows us to use a larger class of monos over which we can do rewrites.

In this work, we represent string diagrams using string graphs. An alternative approach to reasoning on string diagrams is presented in [7], where the authors use hypergraphs instead. In the string graph representation, the nodes of a string diagram correspond to vertices, whereas in the hypergraph approach, the nodes of a string diagram are represented using hyperedges instead. The main benefits of the hypergraph approach is that it is applicable to any symmetric monoidal category, whereas the string graph approach requires traced structure in addition. In the hypergraph approach the need for considering equality up to wire-homeomorphism is avoided and the category used for rewriting is adhesive, instead of partially adhesive. However, it is unclear how the hypergraph approach can be lifted to higher-order rewriting, that is, rewriting on families of string diagrams, which is our primary goal in this thesis. As we have seen, many of the languages we are interested in involve families of string diagrams where some of the nodes may have unbounded arity. This would correspond to languages of hypergraphs where some hyperedges are allowed to have unbounded number of tentacles. Hypergraph grammars [18] do not allow for such languages and the author does not know of any other grammars which support this. Therefore, it is likely that a novel kind of hypergraph grammar would have to be developed in order to lift that approach to rewriting on the grammar level.

Chapter 3

Context-free Graph Grammars for String Graphs

Our primary goal in this thesis is to develop a framework for equational reasoning with infinite families of string diagrams which is amenable to computer automation. From previous work, we know how to efficiently represent string diagrams using string graphs [31] and families of string diagrams using $!$ -graphs [40].

In this chapter we will study the expressive power of $!$ -graphs and context-free graph grammars on string graphs. We begin by identifying important limitations of the expressive power of $!$ -graphs in Section 3.1. We use this as a justification to consider an alternative to $!$ -graphs with increased expressive power.

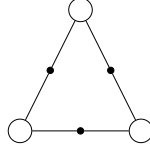
Our first choice for such an alternative is context-free graph grammars (CFGGs) [24]. These grammars have been studied extensively and there is a rich literature of results around them, so this makes them an obvious candidate to consider as an alternative to $!$ -graphs. In Section 3.2, we study the expressive power of CFGGs in relation to $!$ -graphs. The main results are that an important subclass of $!$ -graph languages, namely **BGNO** (cf. Definition 2.4.22) is properly included in the class of context-free languages. We also show that $!$ -graph languages and context-free languages are incomparable in general, in the sense that neither class includes the other.

Finally, in Section 3.3, we briefly summarise all of the results by illustrating the overall comparison between the expressive power of context-free graph grammars and $!$ -graphs. We also identify the key limitations of the expressive power of context-free grammars which we will use as a justification to consider a simple extension to their expressive power in later chapters.

Many of the results in this chapter have been previously published in [35].

3.1 Limitations of !-graph expressiveness

A very important language for the ZX-calculus is the family of undirected complete string graphs SK_n . Each string graph in SK_n has n node-vertices each of which is connected to all other node-vertices via a single wire containing a single wire-vertex. For example, SK_3 is shown below:



This language is important for the ZX-calculus as it is the fundamental building block for the local complementation rule of the ZX-calculus, which is very useful when working with the measurement-based quantum computing paradigm [20]. In addition, the local complementation rule is used in the only known decision procedure for deciding equality between ZX-diagrams in the stabilizer fragment of quantum mechanics [2].

However, as we shall see next, SK_n cannot be described by !-graphs and therefore this family of string graphs cannot be represented in Quantomatic and cannot be used in any Quantomatic rewrite rules. We shall use this as motivation to consider a more powerful graph generating device.

The more general cause of this limitation is that any !-graph language has bounded chromatic number where we consider the underlying string diagram. This is made precise by the next definition.

Definition 3.1.1 (String Graph Chromatic Number). Given a string graph H , define $C(H)$ to be the graph with the same node-vertices as H , but where all wire-vertices on a wire between a pair of node-vertices (v, w) are removed and the wire is replaced by an edge (v, α, w) , for some irrelevant edge label α . Then the *string graph chromatic number* of H , denoted $\chi'(H)$ is:

$$\chi'(H) := \chi(C(H))$$

where $\chi(G)$ is the chromatic number of a graph G . A language of string graphs L is said to have a *bounded* string graph chromatic number if there exists $k \in \mathbb{N}$, such that for every string graph $H \in L$, we have $\chi'(H) \leq k$.

Proposition 3.1.2. *Every !-graph language has bounded chromatic number.*

Proof. Consider an arbitrary !-graph H . Let H' be the underlying string graph of H where we disregard all !-boxes. Then, $C(H')$ can be k -coloured for some $k \in \mathbb{N}$. Now, consider an arbitrary string graph $M \in L(H)$. Any vertex v of $C(M)$ is a copy of some vertex v' from H' (or is just the same vertex). Thus, to get a k -colouring of $C(M)$, simply assign the same colour to v as the colour of v' in H' . The copies of v' may only be connected to copies of the neighbours of v' and therefore there can be no colouring conflicts. \square

Corollary 3.1.3. *The language of graphs SK_n is not a !-graph language.*

Proof. For every string graph $H \in SK_n$ with n node-vertices, we have $\chi'(H) = n$. Therefore, SK_n is of unbounded string graph chromatic number and the language cannot be induced by a !-graph. \square

We proceed by presenting a severe limitation of !-graph languages. We will show that any !-graph language has a fixed upper bound on the maximum shortest path between a pair of vertices. This notion is usually referred to as *graph diameter* in the literature, but we make small modifications to the definition in order to suit our purposes.

Definition 3.1.4 (Maximum distance [35]). For a graph H and vertices $v, u \in H$, the *distance* between u and v is the length of the shortest path connecting u and v . If there is no path between u and v then we say that the distance is -1. The distance between a vertex and itself is 0. The *maximum distance* for a graph H is the largest distance among all pairs of vertices.

Definition 3.1.5 (Bounded maximum distance [35]). For a set of graphs L , we say that L is of *bounded maximum distance* if there exists an integer $n \in \mathbb{N}$, such that the maximum distance for every graph in L is smaller than n . If such an n does not exist, then we say that L is of *unbounded maximum distance*.

Proposition 3.1.6 ([35]). *The language induced by any !-graph H is of bounded maximum distance.*

Proof. Consider a !-box b of H . Applying a KILL operation to b cannot increase the maximum distance. Applying an EXPAND operation once could potentially increase it, however, applying an EXPAND more than once will not increase it any further. Thus, regardless of how many times an EXPAND operation is applied to b the maximum distance can only increase by a fixed amount. Also, because of

the symmetric properties of the EXPAND map, any nested $!$ -boxes within b or any overlapping $!$ -boxes can increase the maximum distance with a fixed amount as well regardless of how many EXPAND operations are applied to any of them.

By combining the above observation with the fact that H has finitely many $!$ -boxes we can conclude that the set of graphs induced by H is of bounded maximum distance. \square

In the context of the ZX-calculus, this limitation is severe because it shows that $!$ -graphs can only be used to represent families of quantum circuits with a fixed depth. This corresponds to quantum algorithms and protocols with time complexity $O(1)$. Both of the limitations identified in this section provide a compelling reason to consider alternatives to the $!$ -graph formalism, as we do in the next section.

3.2 Expressivity of context-free grammars on string graphs

In this section we outline the relationship between $!$ -graph languages and context-free languages. In Subsection 3.2.1 we show that the classes of languages induced by (unrestricted) $!$ -graphs and context-free grammars respectively are incomparable. We also make the relationship between $!$ -graphs and CFGGs more explicit by considering some of their subclasses and comparing them. In subsection 3.2.2, we show that the language induced by any $!$ -graph H with no overlapping non-nested $!$ -boxes can be described by a LIN-edNCE grammar, which can moreover be constructed effectively from H .

3.2.1 CFGGs and general $!$ -graphs

We begin by showing that the two most important classes of context-free graph grammars have the same expressive power when restricted to string graphs. For general graphs VR grammars, also known as C-edNCE grammars, are strictly more expressive.

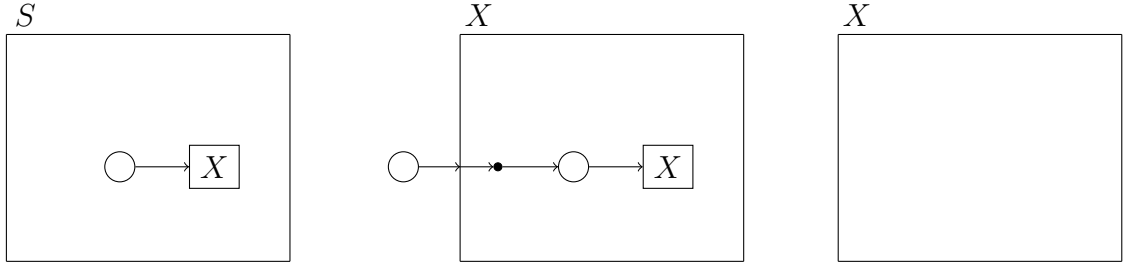
Proposition 3.2.1 ([35]). *The generative power of C-edNCE grammars and Hyper-edge Replacement grammars on string graphs is the same.*

Proof. The graph $K_{3,3}$ is not a subgraph of any string graph. Then, the proposition follows immediately from the main result in [12]. \square

As we are interested in string graph languages, then it doesn't matter what grammar we choose. However, we will use C-edNCE grammars (and in particular B-edNCE grammars), because in later chapters we will propose a simple extension which increases their expressive power. This extension does not result in increased expressive power for hyperedge replacement grammars and the author does not see how HR grammars may otherwise be extended in order to have satisfactory generative power for our purposes. Because of this, we will use edNCE grammars throughout the thesis.

Next, we show that there exists a very simple context-free language which cannot be described by any !-graph.

Proposition 3.2.2 ([35]). *The language of the LIN-A-edNCE grammar G , given by:*



is not induced by any !-graph.

Proof. The language generated by G consists of node-vertices connected in a line via a single wire. It is given by:

$$L(G) = \{ \quad \bigcirc \quad , \quad \bigcirc \xrightarrow{\bullet} \bigcirc \quad , \quad \bigcirc \xrightarrow{\bullet} \bigcirc \xrightarrow{\bullet} \bigcirc \quad , \quad \bigcirc \xrightarrow{\bullet} \bigcirc \xrightarrow{\bullet} \bigcirc \xrightarrow{\bullet} \bigcirc \quad , \quad \dots \quad \}$$

Obviously, this language is of unbounded maximum distance and therefore it cannot be generated by any !-graph. \square

This proposition shows that $\mathbf{CF} \not\subseteq \mathbf{BG}$, where \mathbf{CF} is the set of all context-free string graph languages and \mathbf{BG} is the set of all !-graph languages.

Next, we show that there exists an entire class of !-graphs whose languages are not context-free.

Proposition 3.2.3. *Let H be a !-graph which satisfies the following conditions:*

1. *There exist a pair of !-boxes b and b' which overlap on a vertex v with label α*
2. *b or b' contain a vertex w with label $\beta \neq \alpha$*
3. *w is not in the overlap of b and b'*

4. v and w are not in any other $!$ -boxes

5. There are no other vertices with labels α or β

Then, the language induced by H is not context-free.

Proof. We can prove this theorem by making use of Parikh's theorem for C-edNCE languages. Assume that the language induced by H is context-free, that is, there exists a C-edNCE grammar G , such that $L(G) = L(H) =: L$.

Let $\pi = (\{\alpha\}, \{\beta\})$ and let's consider the Parikh mapping of L . From Theorem 2.5.55, we know that $Par_\pi(L)$ is semilinear. Without loss of generality we shall assume that w is in b , but not in b' .

Then:

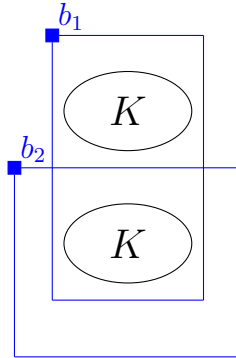
$$Par_\pi(L) = \{ (bb', b) \mid b, b' \in \mathbb{N} \}$$

Thus, for every expand operation on the $!$ -box b' , we get as many copies of the vertex v as we apply expand operations on the $!$ -box b . However, this language is obviously not semilinear and we get a contradiction. \square

This proposition may be further generalised by relaxing some of the conditions, but then the proof becomes very involved. In any case, the proposition is enough to show that there is a large class of $!$ -graph languages which are not context-free. Therefore, this establishes that **BG** $\not\subseteq$ **CF**.

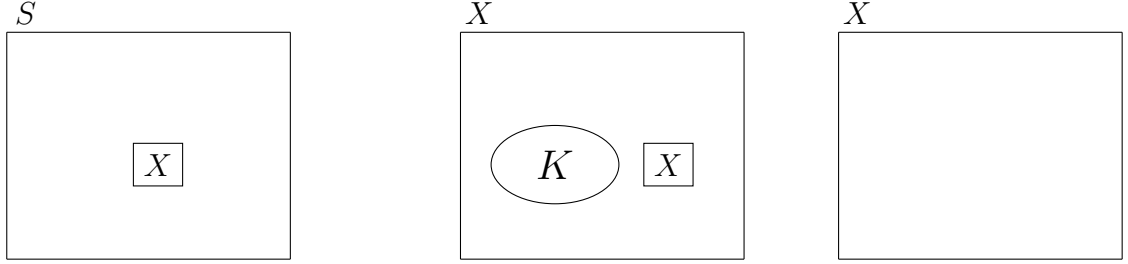
However, as the next proposition shows, there are $!$ -graph languages with non-nested, but overlapping $!$ -boxes which are context-free.

Proposition 3.2.4. *Let H be a $!$ -graph of the following form:*



where K is an arbitrary string graph. b_1 and b_2 overlap on K and b_1 contains another (isomorphic) copy of K , no part of which appears in b_2 . Then, $L(H)$ is the language of a Lin-A-edNCE grammar.

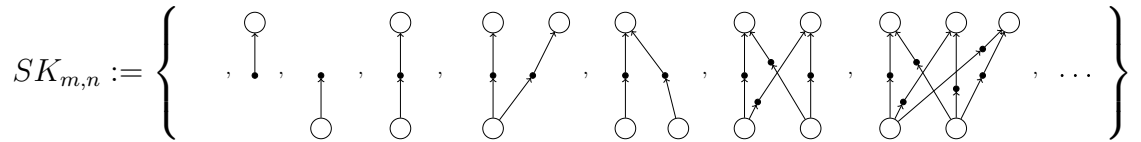
Proof. If we expand the $!$ -boxes b_1 and b_2 , m and n times respectively, then we would get $m + mn$ copies of K . Because we consider all possible sequences of $!$ -box operations when generating a $!$ -graph language, this means that $L(H)$ simply consists of an arbitrary number of copies of K (in other words, we can fix n to be zero). This language can therefore be generated by the Lin-A-edNCE grammar:



□

This proposition shows that overlapping $!$ -boxes do not necessarily imply that the language is not context-free.

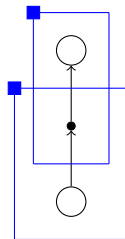
Let's denote with $SK_{m,n}$ the language of directed complete bipartite string graphs. The node-vertices in $SK_{m,n}$ are partitioned into two sets M and N of cardinality m and n respectively. Each node-vertex from M is connected to all other node-vertices of N via a single wire consisting of a single wire-vertex.



The next proposition shows that this language can be expressed by a $!$ -graph with trivially overlapping $!$ -boxes, but it is not context-free.

Proposition 3.2.5. *The family of complete bipartite string graphs $SK_{m,n}$ is not in C -edNCE, but it is in $BGTO$.*

Proof. The following $!$ -graph:

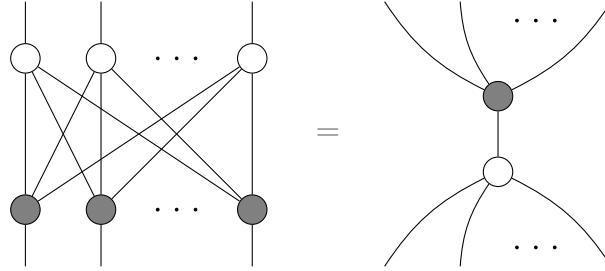


induces the language $SK_{m,n}$. To see that it is not context-free, consider its Parikh mapping when setting $\pi = (\{\mathcal{N}\}, \{\mathcal{W}\})$. So, the first component of the Parikh mapping will count the number of node-vertices and the second one will count the number of wire-vertices. Then, we have:

$$Par_{\pi}(SK_{m,n}) = \{(m+n, mn) \mid m, n \in \mathbb{N}\}$$

This set is obviously not semilinear and from Theorem 2.5.55 it follows that the language is not context-free. \square

Therefore, this proposition implies **BGTO** $\not\subseteq$ **CF** (cf. Definition 2.4.22). Unfortunately, this means that graph languages of interest are not context-free. The language $SK_{m,n}$ is very important for traced symmetric monoidal categories which use commutative Frobenius algebras in their internal language (such as the ZX-calculus), as it is one side of the generalised bialgebra rule, which is a very powerful and crucial distributive law. The rule is shown below (in string diagram form), for completeness:



3.2.2 CFGGs and BGNO

The main result of this subsection is a theorem stating that the language induced by any !-graph with no overlapping non-nested !-boxes can be directly represented by a LIN-edNCE grammar, which can moreover be generated effectively.

Before we present the main results in this subsection, we prove a series of lemmas which are used in the proof of the main theorem. Each lemma describes how to build bigger LIN-edNCE grammars out of smaller ones which in turn describe the language induced by certain subgraphs of a given !-graph. All of our constructions are effective in the sense that they can be performed by a computer.

We introduce some conventions that are used throughout our proofs. Given a !-graph H , its vertices will be $\{v_1, v_2, \dots, v_n\}$. To these vertices, we will associate edge labels $\{\alpha_1, \alpha_2, \dots, \alpha_n\}$ which will be used in the productions of our grammars. Informally, an edge labelled with α_i will have as its source or target either the original vertex v_i or one of its copies. This is used in some productions of our grammars, so

that we can easily refer to all copies of such a vertex at once and connect them to other vertices.

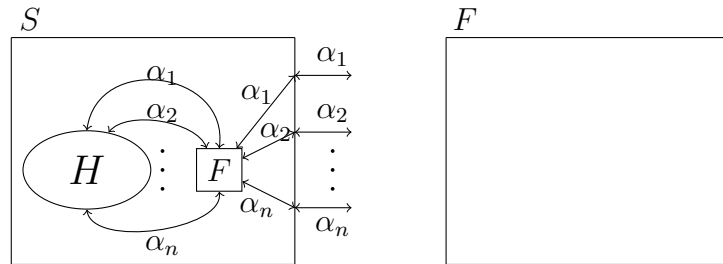
In order to prove the main result in this section, we will use edNCE grammars satisfying the conditions detailed in the next definition. This allows us to split the proof into several small lemmas.

Definition 3.2.6 (!-linear form [35]). Any LIN-edNCE grammar $G = (\Sigma, \Delta, \Gamma, \Gamma, P, S)$ is said to be in *!-linear form* if it satisfies the following conditions:

1. For every terminal vertex v_i in a production of G , there is a unique edge label $\alpha_i \in \Gamma$. The set of these α_i is $\mathcal{X} \subset \Gamma$.
2. There exists a function $\chi : \mathcal{X} \rightarrow \Delta$ which associates terminal vertex labels for every edge label $\alpha_i \in \mathcal{X}$.
3. There is a single final production, that is, a production with no nonterminal vertices. The body of this production is simply the empty graph.
4. Every production with nonterminal vertex x is such that for every terminal vertex v_i , there exist edges (v_i, α_i, x) and (x, α_i, v_i) , where α_i is a unique label associated with v_i . Graphically we will depict these edges using bidirectional arrows for compactness.
5. Every production with nonterminal vertex x has connection instructions $(\sigma_i, \alpha_i, \alpha_i, x, in)$ and $(\sigma_i, \alpha_i, \alpha_i, x, out)$, where the α_i range over \mathcal{X} and $\sigma_i = \chi(\alpha_i)$. Graphically, we will depict that using bidirectional arrows as a shorthand notation for a connection instruction in each direction. Moreover, because σ_i is determined by α_i we will not depict the label in the connection instructions for simplicity.

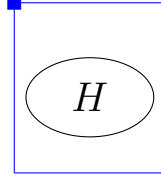
Lemma 3.2.7 ([35]). *Given a concrete string graph H , there exists a LIN-edNCE grammar G which generates the language $\{H\}$. Moreover, this grammar can be effectively constructed and is in !-linear form.*

Proof. This is done by the following grammar:



where the set of vertices of H is $V_H = \{v_1, v_2, \dots, v_n\}$ and each edge with label α_i has as source or target v_i and the non-terminal vertex labelled F . \square

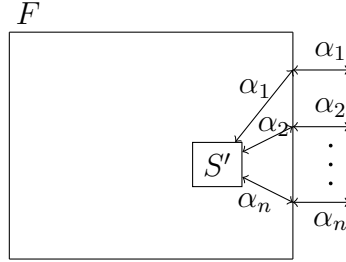
Lemma 3.2.8 ([35]). *Given a !-graph H and a !-linear form grammar G which generates the same language as H , there exists a grammar G' which generates the same language as the following !-graph:*



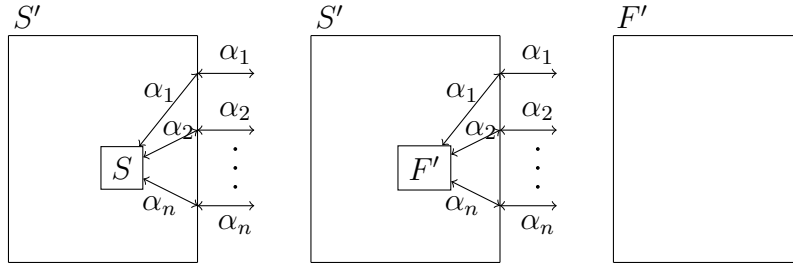
Moreover, G' can be effectively constructed and is in !-linear form.

Proof. Let's assume that S is the initial nonterminal label of G , F is the final non-terminal label of G and that S' and F' are not production labels used by G .

First, we modify the production labelled F to be the following:

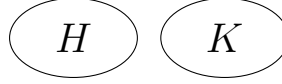


Finally, to the productions of G we add the following productions, where S' is the initial nonterminal label:



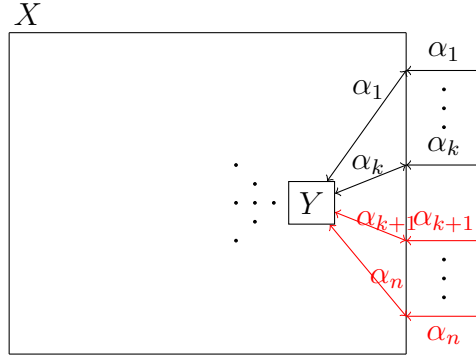
A derivation $S' \Rightarrow S \Rightarrow \dots \Rightarrow F$ creates a concrete string graph from the language of H , so it is simulating a single EXPAND operation applied to the top-level !-box, together with a concrete instantiation of the !-boxes in H . By construction, we can iterate this, thus allowing us to generate multiple disjoint concrete graphs, all of which are in the language of H . A derivation $S' \Rightarrow F'$ simulates the final KILL operation applied to the top-level !-box. \square

Lemma 3.2.9 ([35]). *Given disjoint $!$ -graphs H, K and $!$ -linear form grammars G_1, G_2 which generate the same languages as H and K respectively, then there exists a grammar G' which generates the same language as the following $!$ -graph:*



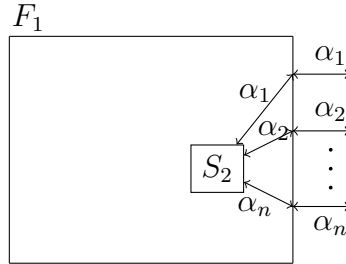
Moreover, G' can be effectively constructed and is in $!$ -linear form.

Proof. Let the vertices of H be $\{v_1, v_2, \dots, v_k\}$ and let the vertices of K be $\{v_{k+1}, v_{k+2}, \dots, v_n\}$. Also, let S_i and F_i be the starting and final production labels respectively of G_i . First, we modify each non-final production of G_1 , by adding connection instructions for edge labels $\alpha_{k+1}, \dots, \alpha_n$ in the following way:



where the new additions are coloured in red. This doesn't change the language of G_1 and is done so that we can put the grammar in the required form. Similarly, modify all non-final productions of G_2 by adding to their connection instructions the missing edge labels $\alpha_1, \alpha_2, \dots, \alpha_k$.

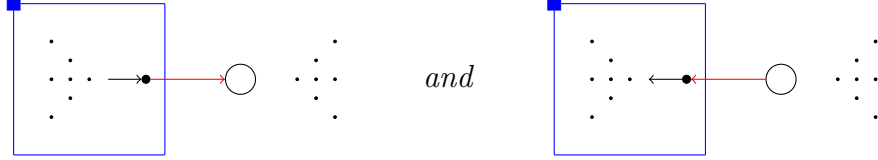
Finally, modify F_1 to be the production depicted below:



so that we can chain together the two grammars.

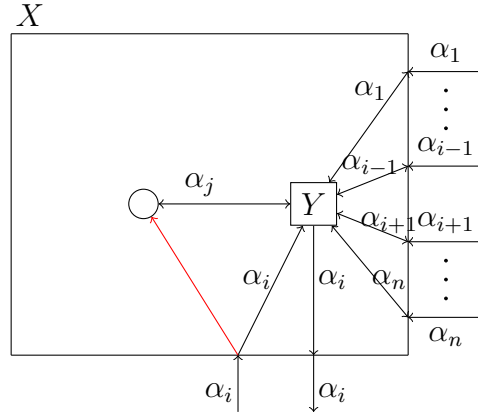
The required grammar G' has as its productions the modified productions of G_1 and G_2 with initial nonterminal label S_1 . A derivation $S_1 \Rightarrow \dots \Rightarrow F_1$ creates a concrete graph from the language of H and a derivation $S_2 \Rightarrow \dots \Rightarrow F_2$ creates a graph from the language of K . By chaining the two grammars, we simply generate two disjoint concrete graphs, one from the language of H and one from the language of K , as required. \square

Lemma 3.2.10 ([35]). *Given $!$ -graph H , where H contains a $!$ -box b and given a $!$ -linear form grammar G which generates the same languages as H , there exist grammars G' and G'' which generate the same languages as:*

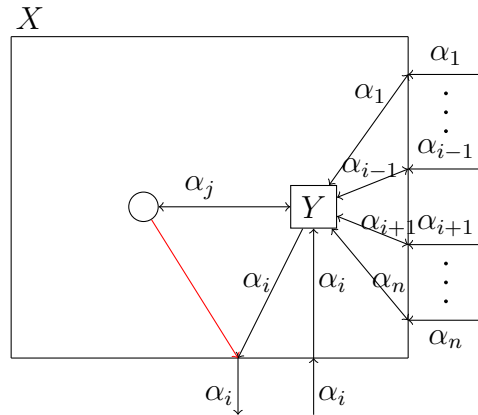


respectively, where in both cases, the newly depicted edge (coloured in red) is incident to the contents of b in H and the edge is also incident to a node-vertex in H which is not in any $!$ -boxes. Moreover, these grammars can be effectively generated and are in $!$ -linear form.

Proof. In both cases, for the newly depicted edge, identify the wire-vertex as v_i and the node-vertex as v_j . To get G' , identify the unique production of G which contains a vertex incident to an edge with label α_j . Then add to its connection instructions a new edge in the following way:



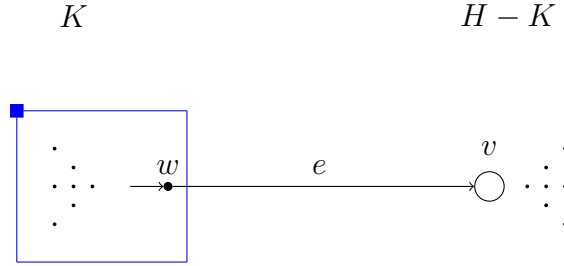
where the red-coloured edge is the new addition. To get the grammar G'' , follow the same procedure, but with the directions reversed:



In each case, this modification has the effect that we connect all copies of the wire vertex (identified by the connection instruction labelled α_i) to the single node vertex (identified by the edge labelled α_j), which is the only change required compared to the concrete graphs of H . \square

Theorem 3.2.11 ([35]). *Given a !-graph H such that it doesn't have any non-nested overlapping !-boxes, there exists a LIN-edNCE grammar G which generates the same language as H . Moreover, this grammar can be effectively constructed and is in !-linear form.*

Proof. We present a proof by induction on the number of !-boxes of H . For the base case, if H has no !-boxes, then lemma 3.2.7 completes the proof. For the step case, pick any top-level !-box b and let's consider the full subgraph of H which consists of the contents of b . Call this subgraph K . Any vertex v of $H - K$ which is adjacent to K must be a node-vertex, because otherwise this would violate the openness condition of !-boxes. Let $w \in K$ be a wire-vertex that v is adjacent to and let e be the edge connecting v to w .



If v is in some !-box b' , then the openness condition of !-boxes implies that w must also be in b' . However, we have assumed that H does not contain overlapping !-boxes, so this is not possible and thus v is not in any !-boxes. Therefore, we can use lemma 3.2.10 to reduce the problem to showing that we can effectively construct a grammar for $H - e$. Similarly, by applying the same lemma multiple times, we can reduce the problem to showing that we can effectively construct a grammar for the !-graph consisting of the disjoint !-graphs K and $H - K$. Applying lemma 3.2.9 and the induction hypothesis then reduces the problem to showing the theorem for K . Finally, we can apply lemma 3.2.8 to K and then the induction hypothesis to complete the proof. \square

This theorem is very important as it shows that $\mathbf{BGNO} \subseteq \mathbf{CF}$. \mathbf{BGNO} is a class of !-graphs of crucial importance. All families of string diagrams which are expressible using !-graphs and have known practical applications fall within this class, with the exception of $SK_{n,m}$.

3.3 Limitations of context-free graph grammars

We begin by showing a limitation of context-free grammars in terms of their expressive power on string graphs.

Proposition 3.3.1. *The family of graphs SK_n is not context-free.*

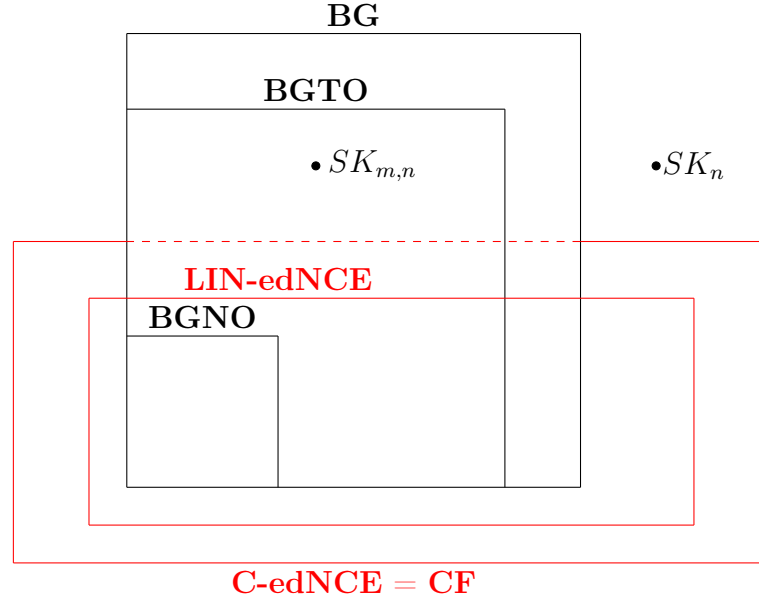
Proof. We can prove this using Parikh's theorem by setting $\pi = (\{\mathcal{N}\}, \{\mathcal{W}\})$. So, the first component of the Parikh mapping counts the number of node-vertices and the second component counts the number of wire-vertices. Then, we get:

$$Par_\pi(SK_n) = \left\{ \left(n, \binom{n}{2} \right) \mid n \in \mathbb{N} \right\}$$

which is not semilinear and therefore SK_n is not a context-free graph language. \square

As we have shown before, !-graphs cannot express this language either, nevertheless, this language is important and we would like to be able to formally represent it.

The figure below summarises the results of this chapter:



where all regions of the diagram are populated, except for the part between **LIN-edNCE** and **CF** inside **BG** indicated by the dashed red line, which has not been proven, but it is conjectured.

In Section 3.1 we identified two key limitations of !-graphs – they are of bounded diameter and the language SK_n cannot be expressed by them. We have shown that context-free graph grammars do not suffer from the former limitation, but they do

suffer from the latter. In addition, context-free graph grammars cannot express the language $SK_{m,n}$ which is also crucial. For these reasons, in the next chapter we will introduce a simple extension to our context-free grammars which overcomes these limitations, while retaining many of their structural and decidability properties.

Chapter 4

B-ESG grammars

In this chapter we will introduce *B-ESG* grammars, which are extended context-free graph grammars. B-ESG grammars are a shorthand for *Boundary Encoded String Graph* grammars. They are based on B-edNCE grammars and the *B* in the name has the same intended meaning. We will also show that B-ESG grammars do not suffer from any of the limitations in expressive power that we identified in the previous chapter.

In Section 4.1, we begin by describing *encoded B-edNCE grammars*. An encoded B-edNCE grammar is a slightly more general B-edNCE grammar. Its derivations consist in two parts – first, a graph is produced in the same way as for standard B-edNCE grammars and then secondly, some of its edges are replaced with fixed graphs according to some additional rules. There are two main results of this section. The first one is that encoded B-edNCE grammars are strictly more expressive compared to context-free graph grammars when we restrict ourselves to string graphs. The second result is that encoded B-edNCE grammars properly include **BGTO**, which is the class of !-graph languages where non-nested !-boxes may overlap trivially.

Encoded B-edNCE grammars generate languages of (general) graphs. They are not restricted to languages of string graphs. However, our aim is to model string diagrammatic reasoning by representing string graphs, so naturally we are only interested in languages consisting solely of string graphs. In Section 4.2 we will introduce B-ESG grammars, which are encoded B-edNCE grammars which satisfy conditions that ensure their derivations result in string graphs.

In Section 4.3 we show that we do not lose any expressive power, on languages of string graphs, by restricting ourselves to B-ESG grammars from encoded B-edNCE grammars. In particular, we prove that for any encoded B-edNCE grammar which generates a language consisting of string graphs, there exists a B-ESG grammar generating the same language.

Finally, in Section 4.4 we prove important decidability properties for B-ESG grammars. In particular, we prove that the membership and match-enumeration problems are decidable, which are crucial for the operation of a software proof assistant.

Many of the results in this chapter are based on previously published results in [33]. However, since then the results have been improved by the author by generalising the definition of B-ESG grammar.

4.1 Encoded B-edNCE grammars

We begin by presenting a refinement of the vertex and edge label alphabets we will use. The new addition is a subset of edge labels \mathcal{E} which will denote *encoding* edge labels. The next definition describes the alphabets we will need for the rest of the chapter and all of our constructions will be over these alphabets.

Definition 4.1.1 (B-ESG alphabets). We will use the following alphabets:

1. Σ is the *alphabet of all vertex labels*.
2. $\Delta \subseteq \Sigma$ is the *alphabet of terminal vertex labels*.
3. $\mathcal{N} \subseteq \Delta$ is the *alphabet of node-vertex labels* and $\mathcal{W} = \Delta - \mathcal{N}$ is the *alphabet of wire-vertex labels*.
4. Γ is the *alphabet of all edge labels*. We will not use any non-final edge labels (see Corollary 2.5.33).
5. $\mathcal{E} \subsetneq \Gamma$ is the *alphabet of encoding edge labels*.

In the previous chapter we saw that C-edNCE grammars cannot represent languages of interest to the ZX-calculus and also entire classes of languages which are expressible using !-graphs while being relevant to the ZX-calculus and other string diagrammatic theories which contain Frobenius algebras. We propose a simple extension to the generative power of C-edNCE grammars with the motivation of overcoming these limitations. The main idea is to use B-edNCE grammars which generate *encoded string graphs*. These encoded string graphs are just like string graphs, but with the addition that we allow edges to connect node-vertices if they carry encoding labels. The encoding edges would then be replaced by fixed graphs according to a simple set of rules. Thus, we would use B-edNCE grammars to generate languages of encoded string graphs which are then decoded using a very simple set of DPO rewrite rules to obtain languages of string graphs.

Definition 4.1.2 (Encoded string graph [33]). An *encoded string graph* is a string graph where we additionally allow edges with labels $\alpha \in \mathcal{E}$ to connect pairs of node-vertices. Edges labelled by some $\alpha \in \mathcal{E}$ will be called *encoding* edges.

Definition 4.1.3 (Decoding system [33]). A *decoding system* T is a set of DPO rewrite rules of the form:

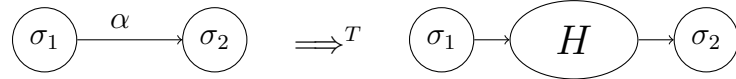


one for every triple $(\alpha, \sigma_1, \sigma_2) \in \mathcal{E} \times \mathcal{N} \times \mathcal{N}$, where the LHS consists of a single edge with encoding label $\alpha \in \mathcal{E}$ connecting a σ_1 -labelled node-vertex to a σ_2 -labelled node-vertex, and the RHS is a string graph which contains the same two node-vertices and at least one additional vertex while containing no inputs, outputs, or encoding labels.

Instead of depicting the decoding rules as a span (as we did in the above definition), we will introduce a more compact notation which we shall use from now on when depicting decoding systems. A DPO rewrite rule from a decoding system T :



will be depicted as:



That is, we simply take its LHS and RHS. By doing this, we don't lose any information, because the interface of the DPO rule is simply the two node-vertices which are common in both sides.

Proposition 4.1.4. *Any decoding system T is confluent and terminating.*

Proof. The left-hand side of each decoding rule contains an encoding edge, whereas the right-hand side does not. Thus, any application of a rule from T decreases the number of encoding edges by one and therefore T is a terminating rewrite system. For confluence, observe that each DPO rewrite rule in T contains an invariant part – the two node-vertices are the same in both sides. Thus, all rule applications of T are independent of each other and may all be applied at the same time in parallel. \square

Given an (encoded string) graph, *decoding* is the process of applying all of the rules of T to the graph. As the above proposition shows, this is a very simple process which may even be done in a single step. If H is an encoded string graph, we shall say that H' has been *decoded* from H , and denote this with $H \Longrightarrow_*^T H'$, if the graph

H' is the result of applying all rules from T to H , such that H' contains no encoding edges. Next, we present a lemma which establishes a relationship between encoded string graphs, the process of decoding and string graphs.

Lemma 4.1.5. *Given two graphs H, H' with $H \Longrightarrow_*^T H'$, where T is a decoding system, then H is an encoded string graph iff H' is a string graph.*

Proof. (\implies) Decoding an encoded string graph H consists of replacing all of the encoding edges with some string graphs, according to the rules of T . This can be broken into two steps – in the first step the encoding edges from H are removed which results in a string graph by definition. The second step is to then glue some string graphs over the invariant node-vertices which again results in a string graph by definition.

(\impliedby) H cannot contain a wire-vertex v with in-degree (out-degree) more than one, because otherwise so does H' as decoding will not add, nor remove any neighbours of v . If H contains an edge between a pair of node-vertices with label $\alpha \notin \mathcal{E}$, then so does H' as T will preserve this edge. Therefore, H must be an encoded string graph. \square

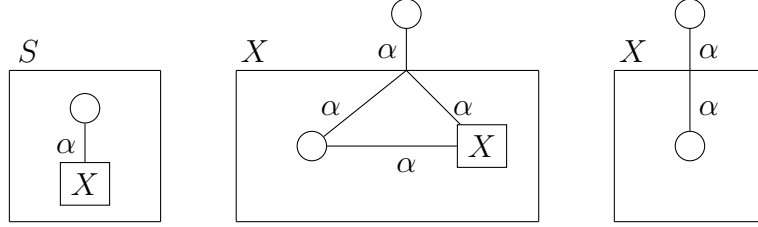
Definition 4.1.6 (Encoded B-edNCE grammar). An *Encoded B-edNCE grammar* is a pair $B = (G, T)$, where G is a B-edNCE grammar and T is a decoding system.

Definition 4.1.7 (Concrete derivation and language [33]). A *concrete derivation* for an encoded B-edNCE grammar $B = (G, T)$ with S the initial nonterminal for G , consists of a concrete derivation $\text{sin}(S, z) \Longrightarrow_*^G H_1$ in G , followed by a decoding $H_1 \Longrightarrow_*^T H_2$. We will denote such a concrete derivation as $\text{sin}(S, z) \Longrightarrow_*^G H_1 \Longrightarrow_*^T H_2$ or simply with $\text{sin}(S, z) \Longrightarrow_*^B H_2$ if the graph H_1 is not relevant for the context. The *language* of B is given by $L(B) := \{[H] \mid \text{sin}(S, z) \Longrightarrow_*^B H\}$.

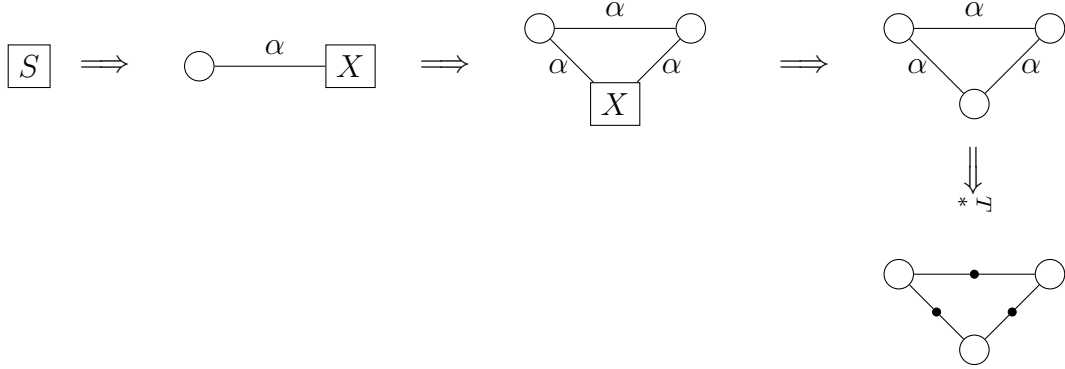
Note, that the above definition defines derivations and the language of an encoded B-edNCE grammar up to isomorphism, which is compatible with the definition of B-edNCE language. This extension to B-edNCE grammars can be intuitively seen as simply generating graphs in **B-edNCE**, where we think of the encoding edges as representing fixed graphs.

Example 4.1.8. We will depict encoded B-edNCE grammars in the same way as we depict B-edNCE grammars, with the addition of depicting all of the DPO rewrite rules of the decoding system above the grammar. For example, an encoded B-edNCE grammar which generates the language SK_n of complete string graphs is provided below:

$$\text{---} \overset{\alpha}{\text{---}} \text{---} \Rightarrow^T \text{---} \bullet \text{---}$$



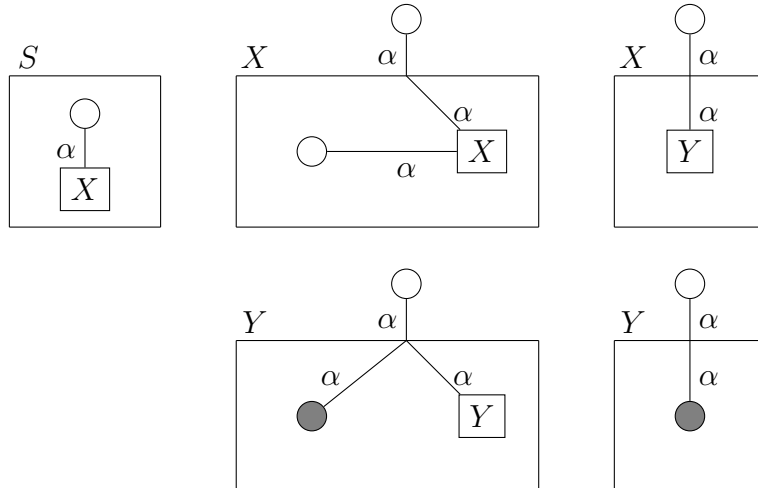
Observe, that the B-edNCE grammar is essentially the same as the one from Example 2.5.12. It generates complete string graphs, where all edges are labelled by encoding symbols. These edges are then simply replaced by a wire consisting of a single wire-vertex, while preserving the endpoints. A derivation of SK_3 is given by:



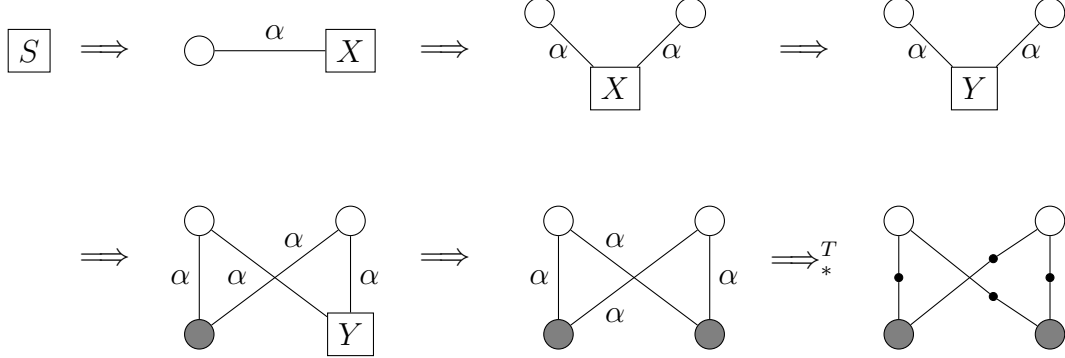
The horizontal derivation sequence is simply a concrete derivation in the B-edNCE grammar. Once that is done, the vertical derivation step simply decodes all of the encoding edges, as specified by the decoding system.

Example 4.1.9. An encoded B-edNCE grammar which generates the language $SK_{n,m}$ of complete bipartite string graphs is provided below:

$$\text{---} \overset{\alpha}{\text{---}} \bullet \Rightarrow^T \text{---} \bullet \text{---}$$



Similarly to the previous example, the B-edNCE grammar generates complete bipartite graphs, where all edges are labelled by encoding symbols. A derivation of $SK_{2,2}$ is given by:



Recall that both languages $SK_{m,n}$ and SK_n were considered in the previous chapter and we highlighted their importance. However, we showed that neither of them can be described by context-free graph grammars. Now we see that the simple extension which we introduced (the addition of the decoding system) allows us to represent them. Using this fact, the next proposition follows immediately.

Proposition 4.1.10. *Encoded B-edNCE grammars are strictly more expressive than B-edNCE grammars.*

Proof. Obviously, any B-edNCE grammar G may be simulated by an encoded B-edNCE grammar $B = (G, \emptyset)$, that is, the alphabet of encoding labels is empty and therefore so is the decoding system. Then, the proposition follows after considering the language from Example 4.1.8 or Example 4.1.9. \square

Therefore, encoded B-edNCE grammars are indeed more powerful compared to B-edNCE grammars in general. Also, recall that $\mathbf{B-edNCE} \subsetneq \mathbf{C-edNCE} = \mathbf{CF}$. Since we are only interested in string graph languages, a natural question to ask is if encoded B-edNCE grammars are more powerful compared to context-free graph grammars when we restrict ourselves to string graphs. The next theorem shows that this is indeed the case.

Theorem 4.1.11. *The generative power of encoded B-edNCE grammars is strictly greater than the generate power of context-free graph grammars on string graphs.*

Proof. Recall from Proposition 3.2.1, that any context-free string graph language may be generated by a Hyperedge Replacement grammar. However, from [24] (pp.57) we know that Hyperedge Replacement grammars have the same generative power as Bnd-edNCE grammars, which are a proper subclass of B-edNCE grammars (as shown in Subsection 2.5.2). Then the theorem follows after considering Proposition 4.1.10. \square

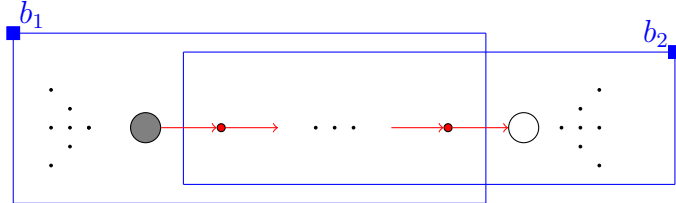
We can provide a more detailed picture of the expressive power of encoded B-edNCE grammars by comparing them to $!$ -graphs. Recall that context-free string graph languages contain the class **BGNO**, but they do not contain **BGTO**. However, we can show that encoded B-edNCE grammars properly include the class **BGTO**, which in turn contains **BGNO**. The rest of the section is devoted to proving this result.

We will show this result by building on the proof from Subsection 3.2.2. First, we generalise the definition of $!$ -linear form to encoded B-edNCE grammars.

Definition 4.1.12 ($!$ -encoded grammar). We will say that an encoded B-edNCE grammar $B = (G, T)$ is *$!$ -encoded* if G is $!$ -linear (cf. Definition 3.2.6).

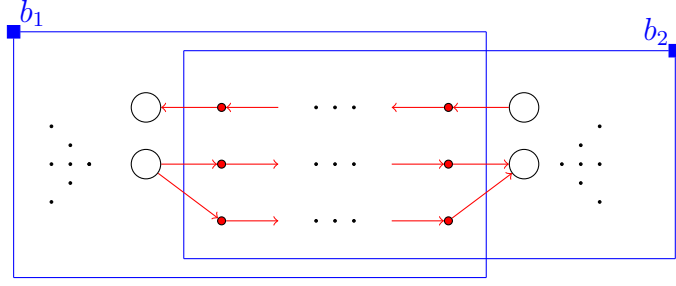
The next lemma is similar in spirit to the lemmas of Subsection 3.2.2. It shows how to construct a larger $!$ -encoded grammar from a smaller one, both of which simulate the languages of $!$ -graphs which differ by the addition of a wire in a trivially overlapping pair of $!$ -boxes.

Lemma 4.1.13. *Given $!$ -graph H which contains non-nested $!$ -boxes b_1 and b_2 and given a $!$ -encoded grammar $B = (G, T)$ which generates the same language as H , there exists a $!$ -encoded grammar $B' = (G', T')$ which generates the same language, as the following $!$ -graph:*



where the new additions are coloured in red and the newly depicted wire-vertices are in both b_1 and b_2 and no other $!$ -box. Moreover, this grammar can be effectively constructed.

Proof. For the newly depicted edges whose source or target are the two node-vertices, identify the source node-vertex as v_i and the target node-vertex as v_j . To get the desired grammar G' , identify the unique production X of G , such that X contains a vertex incident to an edge with label α_j . Then, add to its connection instructions a new edge with unique label β_k :

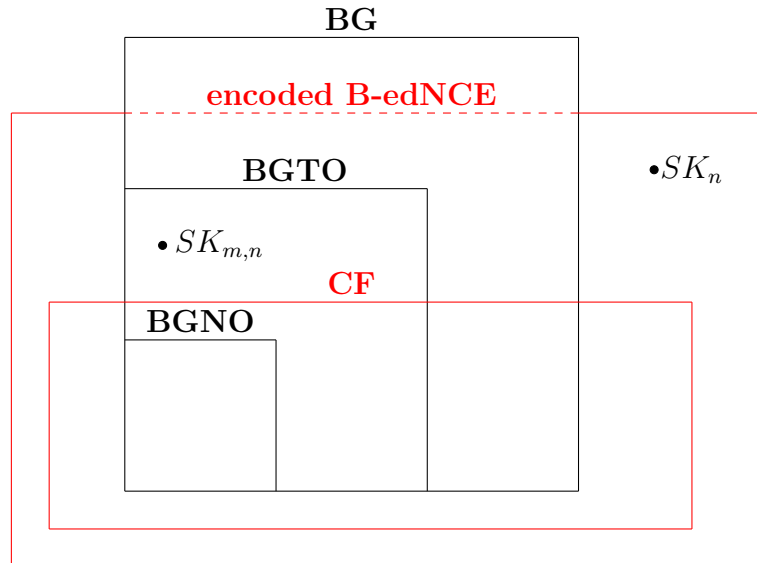


In this case, the wire-vertices in the interior of the wire are in both $!$ -boxes while the endpoints of the wire are node-vertices which are not in the overlap. Then, several applications of Lemma 4.1.13 (one for each wire in the overlap) can be used to reduce the problem to showing that $H - W$ can be handled, where W is the set of all wire-vertices in the overlap of b_1 and b_2 . Because b_1 and b_2 overlap trivially, then in $H - W$ b_1 and b_2 do not overlap at all and the proof may be finished using the same arguments as in Theorem 3.2.11.

Note, that the proof of Theorem 3.2.11 (and the accompanying lemmas) carries through here in the same way as it only manipulates the grammar G . All of the encoding edges are established by Lemma 4.1.13 and only relate to the case of trivial overlap. \square

Remark 4.1.15. This theorem and Lemma 4.1.13 were proved in [35] using a notion of equality called "wire-encoding". This notion is now superseded by the encoding/decoding features of encoded B-edNCE grammars and we have restated both propositions in these terms.

Combining this theorem with the other results so far, we get the following relationship between context-free graph grammars, $!$ -graphs and encoded B-edNCE grammars, where we consider string graph languages only:



All regions of the diagram are populated, except for possibly the region between the dashed line and **BG**. While we have not proven this, we conjecture that this region is also populated.

4.2 B-ESG grammars and their languages

Our goal in this thesis is to model string diagrammatic reasoning. We also wish to implement machine support for the reasoning process, so we have to identify decidable conditions on our grammars which imply that they generate string graphs only. In the previous section we saw that encoded B-edNCE grammars have satisfactory expressive power. In this section, we will identify sufficient conditions on the productions of an encoded B-edNCE grammar which ensure that it can only generate string graphs. The grammars which satisfy these conditions are called *B-ESG* grammars.

We begin by introducing a few auxiliary definitions that will help us to introduce our first major notion, called *wire-consistency*. We will first define wire-consistency in terms of the structure of a grammar and show that it is a decidable property. After that, we will provide a dynamic characterisation – we will show how the sentential forms of wire-consistent grammars behave.

Definition 4.2.1. Given a graph H with a vertex $x \in H$, we say that x is incident to a (σ, β, d) edge, if there exists a vertex $y \in H$ with label σ and an edge (y, β, x) if $d = in$ or an edge (x, β, y) if $d = out$.

Definition 4.2.2 (Context-cardinality). Given a production p of a B-edNCE grammar G , where p contains a vertex x , we say that its (σ, β, d) *context-cardinality* is n if the number of (σ, β, d) -edges incident to x plus the number of connection instructions of the form $(\sigma, \alpha, \beta, x, d)$ is equal to n .

Definition 4.2.3 (Context-passing). Given a B-edNCE grammar G , terminal vertex label $\sigma \in \Delta$, edge labels $\alpha, \beta \in \Gamma$ and direction $d \in \{in, out\}$, we define a binary relation $\mathcal{P}_\sigma^d(\alpha, \beta)$ between nonterminal vertices x, y in productions p_1, p_2 of G respectively. We will refer to \mathcal{P} as the *single-step context-passing* relation. We say $x \mathcal{P}_\sigma^d(\alpha, \beta) y$, if:

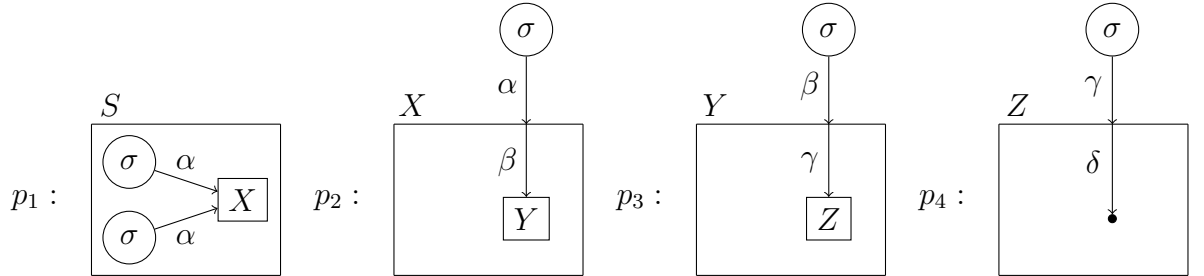
- x has context-cardinality (σ, α, d) at least one
- p_2 has the same production label as that of x
- there exists a connection instruction $(\sigma, \alpha, \beta, y, d)$ in p_2

We define the *multi-step context-passing* relation to be $\mathcal{Q}_\sigma^d(\alpha, \alpha')$ again between a pair of nonterminal vertices. We will say $x \mathcal{Q}_\sigma^d(\alpha, \alpha') x'$ if there exist nonterminal vertices x_1, \dots, x_n and edge labels $\alpha_1, \dots, \alpha_n$, such that:

$$\begin{aligned} & x \mathcal{P}_\sigma^d(\alpha, \alpha_1) x_1 \wedge \\ & x_1 \mathcal{P}_\sigma^d(\alpha_1, \alpha_2) x_2 \wedge \\ & \quad \dots \\ & x_{n-1} \mathcal{P}_\sigma^d(\alpha_{n-1}, \alpha_n) x_n \wedge \\ & x_n \mathcal{P}_\sigma^d(\alpha_n, \alpha') x' \end{aligned}$$

Remark 4.2.4. To be more precise, both \mathcal{P} and \mathcal{Q} are actually a *family* of binary relations, which are parametrised over $\sigma \in \Delta, \alpha \in \Gamma, \alpha' \in \Gamma, d \in \{in, out\}$. Instead of defining them as relations over a 6-tuple of sets, we opt for this notation as it is more convenient for showing the next proposition.

Example 4.2.5. Consider the following grammar:



where x, y, z are the nonterminal vertices with labels X, Y, Z respectively. Then, $x \mathcal{P}_\sigma^{in}(\alpha, \beta) y$ and $y \mathcal{P}_\sigma^{in}(\beta, \gamma) z$. This also means $x \mathcal{Q}_\sigma^{in}(\alpha, \gamma) z$.

Proposition 4.2.6. *For a given B-edNCE grammar G , the multi-step context-passing relation \mathcal{Q} is computable.*

Proof. Fix a direction d and vertex label σ . Define a new relation Q_0 , such that for every $\alpha, \beta \in \Gamma$, we have:

$$x Q_0(\alpha, \beta) y \text{ iff } x \mathcal{P}_\sigma^d(\alpha, \beta) y$$

In other words, $Q_0(\alpha, \beta) = \mathcal{P}_\sigma^d(\alpha, \beta)$. \mathcal{P} is obviously computable and therefore so is Q_0 . Next, having already computed Q_n , we define:

$$x Q_{n+1}(\alpha, \beta) y \text{ iff } (x Q_n(\alpha, \beta) y) \vee (\exists z, \gamma. x Q_n(\alpha, \gamma) z \wedge z \mathcal{P}_\sigma^d(\gamma, \beta) y)$$

The computation stops when we find a k such that $Q_{k+1} = Q_k$. Note, that this procedure is guaranteed to terminate, as we have finitely many nonterminal vertices, exactly two possible directions and finitely many labels and each step of the procedure increases the size of the relation, except for the last one.

We claim that upon termination, $Q_k(\alpha, \beta) = \mathcal{Q}_\sigma^d(\alpha, \beta)$. In one direction, this is easy to see: if $x Q_k(\alpha, \beta) y$, then obviously also $x \mathcal{Q}_\sigma^d(\alpha, \beta) y$ holds by construction of Q_i .

In the other direction, assume $x \mathcal{Q}_\sigma^d(\alpha, \beta) y$. Thus, there exist nonterminal vertices x_1, \dots, x_n and edge labels $\alpha_1, \dots, \alpha_n$, such that:

$$x \mathcal{P}_\sigma^d(\alpha, \alpha_1) x_1 \wedge x_1 \mathcal{P}_\sigma^d(\alpha_1, \alpha_2) x_2 \wedge \dots \wedge x_{n-1} \mathcal{P}_\sigma^d(\alpha_{n-1}, \alpha_n) x_n \wedge x_n \mathcal{P}_\sigma^d(\alpha_n, \beta) y$$

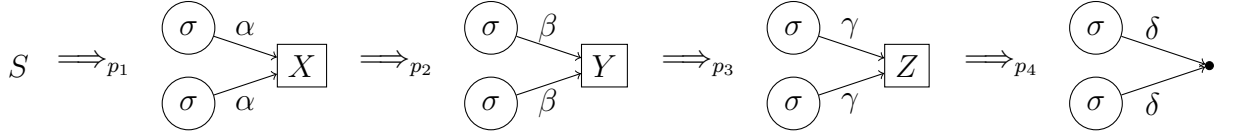
If $n \leq k$, then obviously also $x Q_k(\alpha, \beta) y$ holds by construction. If $n > k$, observe that $x Q_k(\alpha, \alpha_{k+1}) x_{k+1}$ by the same arguments. Because $Q_k = Q_{k+1}$, we get $x Q_k(\alpha, \alpha_{k+2}) x_{k+2}$. By iterating this argument, we eventually get $x Q_k(\alpha, \beta) y$, as required. \square

Now we can introduce wire-consistency. Note that the previous proposition implies that wire-consistency for a B-edNCE grammar is a decidable property.

Definition 4.2.7 (Wire-consistent grammar). We say a B-edNCE grammar G is *wire-consistent*, if for every production p of G , every $\sigma \in \Delta, \alpha \in \Gamma, \beta \in \Gamma, d \in \{in, out\}$ and every nonterminal vertex x of p with context cardinality (σ, α, d) at least two, the following holds: every production with label in the set $\{\lambda(y) \mid x \mathcal{Q}_\sigma^d(\alpha, \beta) y\}$ cannot have a connection instruction $(\sigma, \beta, \gamma, z, d)$ where z is a wire-vertex and $\gamma \in \Gamma$.

This definition provides a static description of wire-consistency. Its purpose is to show that this notion is decidable, however this definition is rather cumbersome to work with. What we will find more useful is the dynamic description of wire-consistency which is presented in Lemma 4.2.9. Simply put, a grammar is wire-consistent if each connection instruction attached to a wire-vertex can establish at most one bridge in any derivation. This is clearly a necessary property, because string graphs cannot have wire-vertices with in-degree (out-degree) more than one.

Example 4.2.8. All of the grammars presented in this thesis so far are wire-consistent, except for the grammar G from Example 4.2.5. G clearly violates the (static) definition of wire-consistency, so let's see how its only possible concrete derivation behaves:



So, we see that the wire-vertex established at the end has in-degree two, despite the fact that in production p_4 the wire-vertex has a single connection instruction associated to it.

The next lemma is crucial, because it shows that the scenario from the previous example is impossible – wire-consistent grammars ensure that connection instructions associated to a wire-vertex cannot create more than one bridge to the same wire-vertex, in any derivation.

Lemma 4.2.9. *Given a wire-consistent grammar G and a sentential form $H = (D_1, C_1)$, then applying any production $p = X \rightarrow (D_2, C_2)$ to H has the following effect: for any $\sigma \in \Delta, \beta \in \Gamma, d \in \{in, out\}$ and any wire-vertex $w \in D_2$ the substitution process will establish at most one (σ, β, d) -bridge between w and D_1 using any connection instruction $(\sigma, \alpha, \beta, w, d) \in C_2$, where $\alpha \in \Gamma$.*

Proof. Consider the graph H' which is the result of applying $p = X \rightarrow (D_2, C_2)$ to H , that is $H \Rightarrow_{x,p} H'$. Assume for contradiction that the wire-vertex $w \in H' - H$ is connected via (σ, β, d) -edges to two vertices $v, v' \in H - \{x\} \subseteq H'$ and these bridges are established by a single connection instruction $(\sigma, \alpha, \beta, w, d) \in C_2$. Then, both v and v' are adjacent to the nonterminal vertex x which is being replaced in H . Moreover, there must exist edges (v, α, x) and (v', α, x) if $d = in$ or edges (x, α, v) and (x, α, v') otherwise.

H' is a sentential form, then it must be the yield of a derivation tree T . Thus, $H' = yield(T)$. Because G is a B-edNCE grammar, observe that only the productions in T which are a predecessor of p in T may affect the neighbourhood of w . The other productions replace nonterminal vertices which cannot be connected to w . So, without loss of generality, we can assume:

$$S \Rightarrow_{x_0, p_0} H_1 \Rightarrow_{x_1, p_1} H_2 \Rightarrow_{x_2, p_2} \cdots \Rightarrow_{x_n, p_n} H_n = H \Rightarrow_{x, p} H'$$

where all the listed productions are (not necessarily direct) predecessors of p in T (see Figure 4.1).

If both $v, v' \notin H_{n-1}$ then they are both in the body of production p_n . Hence, the nonterminal node x in p_n must have context-cardinality (σ, α, d) equal to 2 which then contradicts with G being wire-consistent.

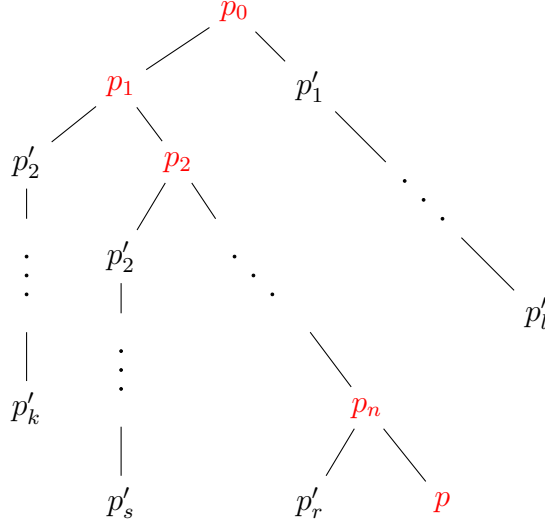


Figure 4.1: Derivation tree for H' and predecessors of p (coloured in red).

If $v' \in H_{n-1}$ but $v \notin H_{n-1}$, then v is a vertex in the body of p_n connected to the nonterminal x (via edge labelled α) and p_n must have a connection instruction of the form $(\sigma, \alpha', \alpha, x, d)$. Again, the nonterminal x in p_n has context-cardinality (σ, α, d) equal to 2 which contradicts with G being wire-consistent.

Thus, both $v, v' \in H_{n-1}$ and the production p_n must have a connection instruction $(\sigma, \alpha', \alpha, x, d)$, for some $\alpha' \in \Gamma$.

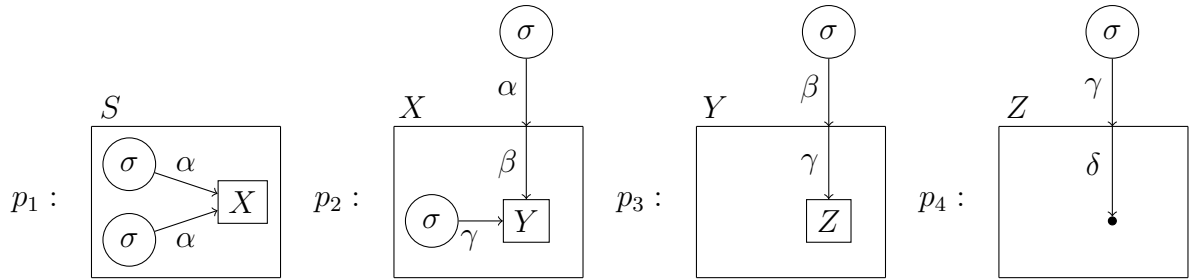
By iterating this argument, we conclude that the nonterminal vertices x_1, \dots, x_n in productions p_0, \dots, p_{n-1} satisfy the context-passing relation $x_i \mathcal{Q}_\sigma^d(\alpha, \beta) x$ and that the two vertices v and v' must be created by the initial production p_0 and must be connected to the nonterminal x_1 via a (σ, α'', d) -edge. However, H_1 is the body of production p_0 . Thus, the nonterminal x_1 in the body of p_0 has (σ, α'', d) context cardinality equal to at least 2. At the same time we know $x_1 \mathcal{Q}_\sigma^d(\alpha, \beta) x$ for productions p_0 and p_n and then we get a contradiction with the fact that G is wire-consistent. \square

In other words, during the derivation process, a wire-consistent grammar can establish at most one bridge between a newly created wire-vertex and the previously generated graph for a single connection instruction associated to that wire-vertex. We only need to introduce one additional notion before we can classify the grammars we are interested in.

Definition 4.2.10 (Production degree). Given a B-edNCE grammar G and a production $X \rightarrow (D, C)$ with vertex $v \in D$, the *connection instruction in-degree* of v is the

number of connection instructions $(\sigma, \alpha, \beta, v, in)$, for some $\sigma \in \Sigma, \alpha, \beta \in \Gamma$. Similarly, the *connection instruction out-degree* of v is the number of connection instructions $(\sigma, \alpha, \beta, v, out)$, for some $\sigma \in \Sigma, \alpha, \beta \in \Gamma$. The *production in-degree* (*production out-degree*) of v is the sum of the connection instruction in-degree (connection instruction out-degree) and the in-degree (out-degree) of v .

Example 4.2.11. The above definition is a simple generalisation of the standard notion of in-degree (out-degree). For example, in the following grammar:



the X -labelled vertex has production in-degree two, the Y -labelled vertex has production in-degree two, the Z -labelled vertex has production in-degree one, the wire-vertex has production in-degree one and the two σ -labelled vertices have production out-degrees one.

We can now provide the central definition of this chapter.

Definition 4.2.12 (B-ESG grammar). A *B-ESG* grammar is an encoded B-edNCE grammar $B = (G, T)$, where $G = (\Sigma, \Delta, \Gamma, \Gamma, P, S)$ is wire-consistent and such that for every production $X \rightarrow (D, C) \in P$, the following conditions are satisfied:

- N1: Any edge connecting two node-vertices must carry an encoding label.
- N2: Any connection instruction of the form (N, α, β, v, d) where N is a node-vertex label and v is a node-vertex, must have $\beta \in \mathcal{E}$.
- W1: Every wire-vertex in D has production in-degree at most one and production out-degree at most one.
- W2: For W a wire-vertex label and each γ and d , there is at most one connection instruction of the form $(W, \gamma, \delta, v, d)$, where $\delta \in \Gamma, v \in V_D$.

The conditions N1 and N2 guarantee that node-vertices never become directly connected by an edge, unless that edge has an encoding label. Conditions W1 and

W2 together with wire-consistency ensure that wires never split, i.e. wire-vertices always have in-degree (out-degree) at most one.

Before we present the main result of this section, we introduce a helpful definition which describes the sentential forms of B-ESG grammars.

Definition 4.2.13 (ESG-form [33]). Given a B-edNCE grammar G , we call a sentential form an *ESG-form* (Encoded String Graph form) if it is an encoded string graph, which possibly has some additional nonterminals that are either connected to node-vertices or are connected to wire-vertices in such a way that all wire-vertices have in-degree (out-degree) at most one.

Example 4.2.14. Consider the following two graphs:



The graph on the left is an ESG-form, but the graph on the right is not, as it contains a wire-vertex with in-degree two.

We can now prove the main theorem of this section which shows that the language of any B-ESG grammar consists of string graphs only.

Theorem 4.2.15. *Every graph in the language of a B-ESG grammar is a string graph.*

Proof. Let $B = (G, T)$ be a B-ESG grammar and let's consider an arbitrary concrete derivation $S = H_1 \Rightarrow_{x_1, p_1}^G H_2 \Rightarrow_{x_2, p_2}^G \dots \Rightarrow_{x_n, p_n}^G H_n \Rightarrow_*^T F$. Using Lemma 4.1.5 we can reduce the problem to showing that H_n is an encoded string graph. We will prove, using induction, that every graph H_i is an ESG-form. From this, the theorem follows immediately, because H_n is an ESG-form with no nonterminal vertices which means it is simply an encoded string graph.

In the base case, H_1 contains only the initial nonterminal S and it is obviously an ESG-form. Assuming that H_k is an ESG-form, let's consider H_{k+1} which is the result of applying production p_k at vertex x_k in H_k .

Condition N2 guarantees that any newly created node-vertices in H_{k+1} will be adjacent to the previously established node-vertices in H_k only via encoding bridges. In addition to this, condition N1 ensures that the newly created node-vertices in H_{k+1} can be adjacent to other newly created node-vertices only if the connecting edges have

encoding labels. Combining this with the fact that H_k is an ESG-form means that all node-vertices in H_{k+1} can only be adjacent to other node-vertices via encoding edges, as required.

Next, we will show how the dynamic behaviour on newly established wire-vertices is influenced by condition W1 and the wire-consistency of the grammar G . For a newly created wire-vertex w in H_{k+1} , we consider two cases and examine its in-degree. If w is incident to an in-edge with another newly created vertex in H_{k+1} , then condition W1 ensures that this is the only in-edge of w and that it is not connected to any previously established vertices in H_k . If w has at least one in-edge with some previously created vertices in H_k , then condition W1 guarantees that all of the in-edges of w have been established by consuming a single connection instruction. Then, using Lemma 4.2.9, we conclude that the in-degree of w is exactly one. Using the same arguments for out-edges we conclude that any newly created wire-vertex in H_{k+1} can have in-degree at most one and out-degree at most one. Note, that it is possible for newly created wire-vertices to have in-degree (out-degree) zero when their production in-degree (out-degree) is zero.

Condition W2 prevents increasing the in-degree or out-degree of previously established wire-vertices in H_k . Combining this with the previous results and the induction hypothesis, we get that all wire-vertices in H_{k+1} have in-degree or out-degree at most one. All of this together means that H_{k+1} is an ESG-form. \square

4.3 Expressivity of B-ESG grammars

In the previous section we introduced B-ESG grammars which are simply encoded B-edNCE grammars that satisfy some additional conditions. These conditions ensure that B-ESG grammars generate only string graphs. It is not immediately obvious whether these conditions are restrictive in the sense that B-ESG grammars would not be able to simulate some encoded B-edNCE grammars. In this section we will show that this is not the case – B-ESG grammars have the same expressive power as encoded B-edNCE grammars on string graphs.

Theorem 4.3.1. *Given an encoded B-edNCE grammar $B = (G, T)$, such that $L(B)$ is a language consisting of string graphs, then there exists a B-ESG grammar $B' = (G', T)$, such that $L(B') = L(B)$. Moreover, G' can be constructed effectively from G and $L(G') = L(G)$.*

Proof. The grammar G' can be constructed effectively from G by using Theorem 2.5.42. That is, we consider an equivalent grammar in CNF form. We have to show that G' satisfies Definition 4.2.12.

Since $L(G') = L(G)$, then using the fact that G' never establishes blocking edges, we conclude that all terminal sentential forms of G' are encoded string graphs (again, by using Lemma 4.1.5).

Next, we can show that all sentential forms of G' are ESG-forms. We can show this by contradiction – if there exists an ESG-form H which contains a wire-vertex with in-degree (out-degree) more than one, then for any concrete derivation $H \Rightarrow_* H'$, H' will also contain a wire-vertex with in-degree (out-degree) more than one, because G' is neighbourhood-preserving (the degree of vertices cannot decrease during a derivation). However, this contradicts with the fact that all terminal sentential forms of G' are encoded string graphs. The other case to consider is when H contains a nonencoding edge between a pair of node-vertices. But then, for any concrete derivation $H \Rightarrow_* H'$, H' will also contain an edge with nonencoding label connecting a pair of node-vertices, so we establish a contradiction again. Thus, all sentential forms of G' are ESG-forms.

Let's consider an arbitrary production $p = X \rightarrow (D, C)$ of G' . G' is reduced, therefore there exists a derivation $S \Rightarrow_* H_1 \Rightarrow_{x,p} H_2$.

If p violates condition N1, then p establishes two new node-vertices which are connected via a non-encoding edge. Therefore, H_2 is not an ESG-form and we get a contradiction.

Let's assume p violates condition N2. Therefore, p contains a connection instruction (N, α, β, v, d) , where $N \in \mathcal{N}$, v is a node-vertex in $rhs(p)$ and $\beta \notin \mathcal{E}$. G' is context consistent and contains no useless connection instructions, therefore $(N, \alpha, d) \in cont_{H_1}(x)$. This means that applying production p to H_1 will establish a nonencoding edge between two node-vertices and we get a contradiction with the fact that H_2 must be an ESG-form.

Assume p violates condition W1. Without loss of generality, let's assume the offending wire-vertex w has connection in-degree n and in-degree m in D with $m+n > 1$. As in the previous case, by using context consistency and the fact that G' doesn't have useless connection instructions, we see that applying p to H_1 will create at least n in-edges to the newly created wire-vertex w via the embedding process. However, w also has an additional m in-edges in D and therefore its in-degree in H_2 is at least $m+n > 1$ which is a contradiction with the fact that H_2 is an ESG-form.

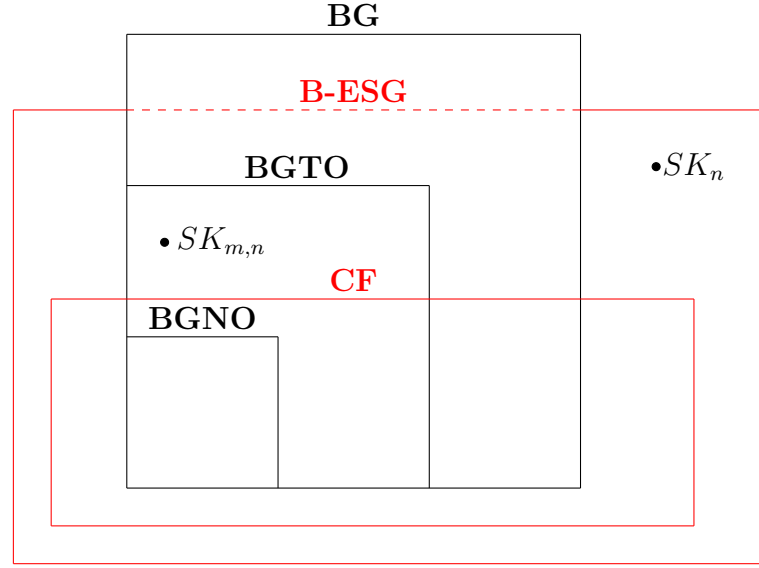
Assume p violates condition W2. Therefore, we may assume, without loss of generality, that there are two connection instructions $(W, \gamma, \delta_1, x_1, in)$, $(W, \gamma, \delta_2, x_2, in)$, where the δ_i and x_i are not necessarily distinct. Again, by making use of context consistency and the fact that G' has no useless connection instructions, we get that the nonterminal x in H_1 must have a γ -labelled in-edge adjacent to a W -labelled wire-vertex y . Then, applying production p to H_1 will make the out-degree of the wire-vertex y to be equal to two in H_2 . This is a contradiction with the fact that H_2 is an ESG-form.

Finally, let's assume that G' is not wire-consistent. Without loss of generality, there exists a production p , such that it contains some nonterminal vertex x which has context cardinality (σ, α, in) equal to two. Because G' is reduced, there must exist a derivation $S \Rightarrow_* H_1 \Rightarrow_p H_2$. By making use of the same arguments as in the previous cases (no useless connection instructions, context consistency) we see that the nonterminal x in H_2 must have two α -labelled in-edges incident to two σ -labelled vertices. Let's call these two σ -labelled vertices v and u . Since we have assumed that G' is not wire-consistent, there exists a production p' which contains a nonterminal vertex y which is in the context-passing relation with x , that is $x \mathcal{Q}_\sigma^{in}(\alpha, \beta) y$, for some $\beta \in \Gamma$. Then, there must exist a derivation:

$$S \Rightarrow_* H_1 \Rightarrow_p H_2 \Rightarrow_* H_3 \Rightarrow_{p'} H_4.$$

where the production p' creates a nonterminal vertex y , which, thanks to the context-passing assumption, will have two β -labelled in-edges incident to the previously established vertices v and u (which have the same label). Finally, by assumption, there must exist a production p'' with production label the same as that of y which moreover must have a connection instruction $(\sigma, \beta, \gamma, z, in)$ for some $\gamma \in \Gamma$ and where z is a wire-vertex. Applying production p'' to H_4 would therefore result in a graph where the wire-vertex z has in-degree more than one (it would be adjacent to both u and v) which is a contradiction with the fact that all sentential forms of G' are ESG-forms. \square

Therefore, B-ESG grammars have the same generating power as encoded B-edNCE grammars (on string graphs). However, unlike (general) encoded B-edNCE grammars, B-ESG grammars can only generate string graphs. Therefore, for our purposes, this makes B-ESG grammars the obvious choice over encoded B-edNCE grammars. Combining Theorem 4.3.1 with the results from the previous section, we get the following relationship between B-ESG grammars, !-graphs and context-free graph grammars:



4.4 Decidability properties of B-ESG grammars

When working with families of string diagrams, it is necessary to be able to determine whether a given concrete diagram is an instance of a given family of diagrams. In terms of string graphs and B-ESG grammars, this means that we should be able to decide whether a given string (up to wire-homeomorphism) is in the language of a B-ESG grammar. This is the membership problem for B-ESG grammars, which we will show is decidable in this section.

Another problem which is crucial is the ability to enumerate all the matches of all instances of an equational schema into a concrete diagram, so that we can rewrite it. In terms of string graphs and B-ESG grammars, this means that given a B-ESG grammar B and a string graph H , we should be able to enumerate all derivations $S \Rightarrow_*^B F$, and all matches $F \rightarrow H$ (up to wire-homeomorphism). This is the match enumeration problem which we will also show is decidable. Note, that decidability of this problem implies decidability of the membership problem.

To show that these problems are decidable, we will use a logical description (cf. Subsection 2.5.5) of the wire-homeomorphism class of a given encoded string graph. In particular, we will first show that for given an encoded string graph H , we can effectively construct a closed MSO formula ϕ_H , such that $L(\phi_H) = [H]_\sim$, that is, the MSO language which the formula induces is the wire-homeomorphism class of H .

4.4.1 Wire-homeomorphism as MSO definable language

We begin by proving a few lemmas which are helpful for establishing the mentioned logical characterisation. Recall that we assume our labelling alphabets Σ and Γ are finite. This is necessary for the decidability of the problems we are interested in.

Lemma 4.4.1. *There exists MSO formulas for the following properties:*

- $edge(u, v)$: *There exists an edge between u and v .*
- $encoding-edge(u, v)$: *There exists an edge between u and v which carries an encoding label.*
- $non-encoding-edge(u, v)$: *There exists an edge between u and v which carries a non-encoding label.*
- $wire-vertex(u)$: *u is a wire-vertex.*
- $node-vertex(u)$: *u is a node-vertex.*
- $wire-edge(u, v)$: *u and v are wire-vertices directly connected by an edge*
- $one-edge(u, v)$: *there exists exactly one edge with source u and target v*

Proof. The required formulas are given by:

$$\begin{aligned}
 edge(u, v) &:= \bigvee_{\gamma \in \Gamma} edge_{\gamma}(u, v) \\
 encoding-edge(u, v) &:= \bigvee_{\gamma \in \mathcal{E}} edge_{\gamma}(u, v) \\
 non-encoding-edge(u, v) &:= \bigvee_{\gamma \in \Gamma - \mathcal{E}} edge_{\gamma}(u, v) \\
 wire-vertex(u) &:= \bigvee_{\sigma \in \mathcal{W}} lab_{\sigma}(u) \\
 node-vertex(u) &:= \bigvee_{\sigma \in \mathcal{N}} lab_{\sigma}(u) \\
 wire-edge(u, v) &:= wire-vertex(u) \wedge wire-vertex(v) \wedge edge(u, v) \\
 one-edge(u, v) &:= \bigvee_{\gamma} \left(edge_{\gamma}(u, v) \wedge \bigwedge_{\eta \neq \gamma} \neg edge_{\eta}(u, v) \right)
 \end{aligned}$$

□

Lemma 4.4.2. *There exists a closed MSO formula esg which is satisfied by a graph H iff H is an encoded string graph.*

Proof. A graph H is an encoded string graph iff the following three conditions are satisfied.

1. There exists no non-encoding edge between two node-vertices
2. The in-degree of any wire-vertex is at most one
3. The out-degree of any wire-vertex is at most one

Each of those three conditions can easily be encoded using MSO logic. The formula is given by:

$$\begin{aligned} esg := & [\neg \exists u, v. \text{node-vertex}(u) \wedge \text{node-vertex}(v) \wedge \text{non-encoding-edge}(u, v)] \\ & \wedge [\forall u, v, w. \text{wire-vertex}(w) \wedge \text{edge}(u, w) \wedge \text{edge}(v, w) \implies u = v \wedge \text{one-edge}(u, w)] \\ & \wedge [\forall u, v, w. \text{wire-vertex}(w) \wedge \text{edge}(w, u) \wedge \text{edge}(w, v) \implies u = v \wedge \text{one-edge}(w, u)] \end{aligned}$$

where each line represents one of the three conditions. □

Lemma 4.4.3. *The transitive closure of $\text{wire-edge}(u, v)$ can be expressed in MSO logic and we denote it with $\text{wire-edge}^+(u, v)$.*

Proof. Follows immediately from Lemma 5.2.7, pp. 327 of [13]. In particular, $\text{wire-edge}^+(u, v)$ is given by:

$$\begin{aligned} \text{wire-edge}^+(u, v) := & \forall X. \{ \forall y. (\text{wire-edge}(u, y) \implies y \in X) \wedge \\ & \forall y, z. (y \in X \wedge \text{wire-edge}(y, z) \implies z \in X) \} \implies v \in X \end{aligned}$$

□

Corollary 4.4.4. *The reflexive and transitive closure of $\text{wire-edge}(u, v)$, denoted $\text{wire-edge}^*(u, v)$ can be expressed in MSO logic.*

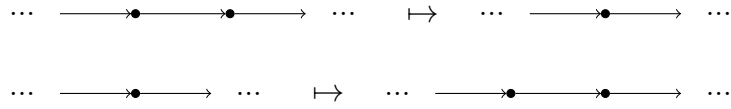
Proof. It is given by :

$$\text{wire-edge}^*(u, v) := \text{wire-edge}^+(u, v) \vee (u = v \wedge \text{wire-vertex}(u))$$

□

The next definition generalises the notion of wire-homeomorphism from string graphs to encoded string graphs. The two notions are essentially the same – two encoded string graphs are wire-homeomorphic if one can be obtained from the other by increasing or decreasing the length of some wires.

Definition 4.4.5 (Wire-homeomorphic encoded string graphs). Two encoded string graphs H and H' are called *wire-homeomorphic*, written $H \sim H'$ if H' can be obtained from H by either merging two adjacent wire-vertices (top) or by splitting a wire-vertex into two adjacent wire-vertices (bottom) any number of times:



in the same way as the definition for wire-homeomorphic string graphs (Definition 2.3.12).

The main theorem of this subsection is proved next.

Theorem 4.4.6. *Given an encoded string graph H , we can effectively construct a closed MSO formula ϕ_H , such that $L(\phi_H) = [H]_{\sim}$.*

Proof. H can easily be transformed into the minimal representative of its wire-homeomorphism class, so we assume without loss of generality that H is minimal in that sense.

Let H have n node-vertices, given by u_1, \dots, u_n and m wire-vertices given by w_1, \dots, w_m . First, we express the fact that ϕ_H should not be satisfied by graphs with more than n node-vertices. This is given by the following formula :

$$nodes := \neg \exists u_1, \dots, u_{n+1}. \left(\bigwedge_i node\text{-}vertex(u_i) \right) \wedge \left(\bigwedge_{i \neq j} u_i \neq u_j \right)$$

The general form of ϕ_H is given by the following :

$$\begin{aligned} \phi_H := & esg \wedge nodes \wedge \exists u_1, \dots, u_n, w_1, \dots, w_m. \left(\bigwedge_i node\text{-}vertex(u_i) \right) \wedge \left(\bigwedge_i wire\text{-}vertex(w_i) \right) \wedge \\ & \wedge \left(\bigwedge_{i \neq j} u_i \neq u_j \right) \wedge \left(\bigwedge_{i \neq j} w_i \neq w_j \right) \wedge \left(\bigwedge_k \psi_k \right) \end{aligned}$$

where the ψ_k are some MSO formulas (which can depend on the free u_i and w_j variables) that are described below.

So far, we can see that ϕ_H will be satisfied by encoded string graphs which have exactly n node-vertices and at least m wire-vertices.

Next, we add constraints on the edges incident to node-vertices on both ends. Let the parallel edges between vertices $u_i, u_j \in V_H$, be indexed by a set $I_{i,j}$. Thus, the set of edges with source u_i and target u_j in H is given by $\{(u_i, \alpha, u_j) \mid \alpha \in I_{i,j}\}$. Because H is an encoded string graph, then we must have $I_{i,j} \subseteq \mathcal{E}$, that is all these edges must have encoding labels. Therefore, for each u_i and u_j , with $i \neq j$, we must have the following formula in ϕ_H (as one of the ψ_k) :

$$\left(\bigwedge_{\alpha \in I_{i,j}} \text{edge}_\alpha(u_i, u_j) \right) \wedge \left(\bigwedge_{\alpha \notin I_{i,j}} \neg \text{edge}_\alpha(u_i, u_j) \right)$$

which describes precisely what edges are allowed and required between a pair of node-vertices. Note, that our notion of graph does not allow for loops on vertices and because of that there's no need to consider the case when u_i and u_j are the same vertex.

Next, we describe the wires and isolated wire-vertices which any graph satisfying ϕ_H is required to have. For each wire-vertex $w_i \in H$, we consider all possible cases of its neighbourhood in H and for each case we add an MSO formula as one of the ψ_k denoted above.

If w_i is an isolated wire-vertex, then we add the following formula:

$$(\neg \exists v. \text{edge}(v, w_i)) \wedge (\neg \exists v. \text{edge}(w_i, v))$$

If w_i is an input and has an out-edge to a wire-vertex w_j , then w_j must be an output and we add the following formula:

$$\text{wire-edge}^*(w_i, w_j) \wedge (\neg \exists v. \text{edge}(v, w_i)) \wedge (\neg \exists v. \text{edge}(w_j, v))$$

If w_i is an input and has an out-edge to the node-vertex u_j , then we add the following formula:

$$(\exists w'. \text{wire-edge}^*(w_i, w') \wedge \text{edge}(w', u_j)) \wedge (\neg \exists v. \text{edge}(v, w_i))$$

If w_i is an output and has an in-edge from the node-vertex u_j , then we add the following formula:

$$(\exists w'. \text{wire-edge}^*(w', w_i) \wedge \text{edge}(u_j, w')) \wedge (\neg \exists v. \text{edge}(w_i, v))$$

The next case we have to consider is when w_i is neither an input, nor an output and it is adjacent to two node-vertices. Let the in-edge of w_i be from the vertex u_j and its out-edge to the vertex u_p . Then, we add the following formula:

$$(\exists w'. \text{wire-edge}^*(w_i, w') \wedge \text{edge}(u_j, w_i) \wedge \text{edge}(w', u_p))$$

The final case we have to consider for wire-vertex w_i is when w_i is neither an input, nor an output and it is adjacent to a single wire-vertex w_j , forming a circle of length two (cf. Definition 2.3.10). Then, we add:

$$\text{wire-edge}^*(w_i, w_j) \wedge \text{wire-edge}^*(w_j, w_i)$$

Finally, we restrict the kinds of wires and isolated wire-vertices allowed in ϕ_H to be exactly the ones given by H . This is the final formula which we add as the last of the ψ_k denoted above:

$$\forall w, w'. \text{wire-edge}^*(w, w') \implies \left(\bigvee_i \text{wire-edge}^*(w, w_i) \vee \text{wire-edge}^*(w_i, w) \right)$$

which simply says that any wire-vertex must either be one of the already described isolated wire-vertices or part of a wire which is already described in ϕ_H . \square

From the background chapter we know that MSO definable languages have important decidability properties in relation to context-free languages. We will use this fact for the proofs in the following subsections.

4.4.2 Membership problem

In this subsection we will show that the membership problem for B-ESG grammars is decidable. We will do this by showing that for a given string graph, there are finitely many sentential forms of a B-ESG grammar which need to be considered. In turn, we can prove this by defining appropriate functions which measure the size of a graph and its wire-homeomorphic class and proving some simple properties about them.

Definition 4.4.7 (Graph size). The *size* of a graph H , denoted $\text{size}(H)$ is the number of edges of H plus the number of vertices of H :

$$\text{size}(H) = \#V_H + \#E_H$$

Definition 4.4.8 (Wire-homeomorphic size). The *wire-homeomorphic size* of an encoded string graph H , denoted $\text{wsiz}(H)$ is a tuple $(n, w, i) \in \mathbb{N}^3$, where :

- n is the number of node-vertices of H
- w is the number of wires of H
- i is the number of isolated wire-vertices of H

Moreover, we define a partial-order when working with $wsiz$ by $(n_1, w_1, i_1) \leq (n_2, w_2, i_2)$ iff $n_1 \leq n_2$, $w_1 \leq w_2$ and $i_1 \leq i_2$.

Lemma 4.4.9. *If $H \sim H'$ are two wire-homeomorphic encoded string graphs, then $wsiz(H) = wsiz(H')$.*

Proof. Wire-homeomorphic encoded string graphs only differ in the number of wire-vertices on each wire. Therefore, the three mentioned counts must be the same. \square

Note, that $wsiz(H)$ does not count the number of encoding edges of H , even though wire-homeomorphic encoded string graphs also have equal numbers of encoding edges. This is a deliberate choice as it allows for more elegant proofs in the next few lemmas and theorems.

Lemma 4.4.10. *Given a decoding system T , if $H_1 \Rightarrow_*^T H_2$, then $wsiz(H_1) \leq wsiz(H_2)$.*

Proof. H_2 is obtained from H_1 by replacing encoding edges (which don't count as wires) by other graphs. Therefore, the numbers of node-vertices, wires and isolated wire-vertices cannot be decreased. \square

Lemma 4.4.11. *Given a decoding system T and encoded string graphs such that $H_1 \sim H_2$ and $H_1 \Rightarrow_*^T H'_1$ and $H_2 \Rightarrow_*^T H'_2$, then $H'_1 \sim H'_2$.*

Proof. H_1 and H_2 only differ in the length of their wires. Therefore, after decoding both graphs, they will again only differ in the length of the same wires. \square

In our goal to model reasoning with families of string diagrams, we need to be able to decide when a string diagram is a specific instance of a string diagram family. Recall, that any two string graphs which are wire-homeomorphic represent the same string diagram. Because of this, the membership problem needs to be stated up to wire-homeomorphism.

Problem 4.4.12 (Membership). Given a string graph H and a B-ESG grammar B , does there exist a string graph $\tilde{H} \sim H$, such that $\tilde{H} \in L(B)$? In such a case, construct a derivation sequence $S \Rightarrow_* \tilde{H}$. In addition, decide if there are finitely many such \tilde{H} and if there are, then construct a concrete derivation for each of them.

Theorem 4.4.13. The membership problem for B-ESG grammars is decidable.

Proof. Let $B = (G, T)$ and let H be an arbitrary string graph. For this proof, we will be using the decidability results from Subsection 2.5.6.

First, we show that exact membership (i.e. not up to wire-homeomorphism) is decidable. That is, we have to decide if $H \in L(B)$. From Theorem 4.2.15, we know that any concrete B-ESG derivation produces an encoded string graph which is then decoded to a string graph. Since the decoding sequence cannot decrease the size of a graph, we can limit the problem to considering all graphs of size smaller than H . However, there are finitely many graphs whose size is smaller than H . For each such graph H' , we can then decide if $H' \in L(G)$ (this is the membership problem for B-edNCE grammars). Finally, we check if $H' \Rightarrow_*^T H$ which is also clearly decidable. If no such graph H' exists, then the answer is no and otherwise the answer is yes.

We now generalise to the wire-homeomorphic case. Using Theorem 4.4.6, we know that the wire-homeomorphism class of any encoded string graph K is MSO definable and moreover, we can effectively construct that MSO formula. Therefore, we can decide if $L(G) \cap [K]_{\sim} = \emptyset$, and moreover, we can also decide if $L(G) \cap [K]_{\sim}$ is finite. This immediately implies that we can decide, given an encoded string graph K , whether there exists K' , such that $K \sim K' \in L(G)$ and if there are finitely many such K' .

Let us consider the encoded string graphs K which could possibly be decoded into a wire-homeomorphic string graph of H . From Lemma 4.4.10, any such graph K must satisfy $wsiz(K) \leq wsiz(H)$ and therefore we should limit our search to these kinds of encoded string graphs.

If we could consider all encoded string graphs K with $wsiz(K) \leq wsiz(H)$, then we could check if $K \Rightarrow_*^T K' \sim H$ and if $K \in L(G)$ and therefore decide the problem. However, that is impossible, because there are infinitely many such encoded string graphs. But, observe that there are finitely many wire-homeomorphism classes $[K]_{\sim}$ where each representative has $wsiz$ at most that of H (cf. Lemma 4.4.9). Thus, by using Lemma 4.4.11, we see it doesn't matter which representative of the wire-homeomorphism class we choose. Therefore, we can decide the problem by enumerating all minimal representatives of the wire-homeomorphism classes of encoded string graphs with $wsiz$ at most that of H . Then, for each minimal representative K , we decide if there exists K' , such that $K \sim K' \in L(G)$ and if $K \Rightarrow_*^T K'' \sim H$. If no such minimal representative exists, then the answer is negative. If we find at least one such representative, then we can also construct a derivation $S \Rightarrow_* K'' \sim H$ because derivation sequences are recursively enumerable.

In addition, we can also decide if there are finitely many such K'' . We have already pointed out that we can decide if there are finitely many K' such that $K \sim K' \in L(G)$. Combining this with Lemma 4.4.11 means we only have to check if a single representative decodes to a wire-homeomorphic graph of H and therefore we can correctly decide the problem. In the case there are finitely many K' (and thus K''), then again we can construct a concrete derivation for each of them because derivation sequences are recursively enumerable. \square

As we have pointed out previously, the match enumeration problem supersedes the membership problem. However, we will use the decidability of the membership problem in order to show decidability of the match enumeration problem.

4.4.3 Match enumeration problem

Consider the following problem – we are given an equational schema $F_1 = F_2$ between two families of string diagrams, and we are given a concrete string diagram D . We wish to apply an instance of the equational schema to D , so that we can rewrite it. In order to do so, we have to identify an appropriate instance I of F_1 and then a monomorphism $m : I \rightarrow D$ which is a match. However, it is possible that there are multiple instances I , so ideally we want to enumerate all of them, so that we can later decide which one is the most appropriate to use for rewriting.

This is the problem which we will show how to solve in this subsection. However, we still haven't explained how to represent equational schemas using B-ESG grammars. This is done in the next chapter. In this subsection we will show how to enumerate all possible instances I of a family F_1 such that there exists a mono $m : I \rightarrow D$. This immediately implies we can solve the match-enumeration problem, because we simply have to check if the mono m satisfies the matching conditions, which as we have shown in Section 2.3 are decidable.

The match enumeration problem is not decidable for arbitrary B-ESG grammars. However, it is decidable for grammars which satisfy some simple conditions.

Definition 4.4.14 (Match-exhaustive B-ESG grammar). We say that a B-ESG grammar $B = (G, T)$ is *match-exhaustive*, if (1) there is a fixed bound on the number of bare wires and isolated wire-vertices in any graph in $L(B)$ (2) there are no empty productions and (3) there are no chain productions.

Conditions (2) and (3) from the above definition can obviously be decided. In Subsection 2.5.4 it was furthermore shown that any grammar can be transformed

into an equivalent grammar satisfying conditions (2) and (3). For property (1), we provide sufficient static conditions which can be decided.

Definition 4.4.15 (Iterable production). For a B-edNCE grammar G , we say that a production p is *iterable*, if for any $n \in \mathbb{N}$, there exists a concrete derivation $S \Longrightarrow_* H$, where p is applied at least n times.

Whether a production is iterable can be decided in the same way as for context-free string grammars. We simply create a graph whose vertices are the productions of the grammar and whose edges indicate possible transitions between productions. Then, a production is iterable if it is in the same connected component as one of the initial productions and it is part of a cycle.

The next proposition presents sufficient decidable conditions for property (1) from Definition 4.4.14.

Proposition 4.4.16. *Let $B = (G, T)$ be a B-ESG grammar, where G is such that any of its productions do not have connection instructions attached to wire-vertices and wire-vertices are not adjacent to nonterminal vertices. If G contains no production which is iterable and which contains a bare wire or an isolated wire-vertex, then there is a fixed bound on the number of bare wires and isolated wire-vertices in any graph in $L(B)$.*

Proof. Every wire-vertex in the productions of G is not adjacent to nonterminals and has no associated connection instructions. Therefore, the neighbourhood of each wire-vertex in any sentential form of G is the same as the neighbourhood of the production which created it. Thus, each isolated wire-vertex and each bare wire are created by a single application of a production of G . The non-iterable productions can clearly produce a finite number of isolated wire-vertices and bare wires, whereas the iterable productions cannot produce any bare wires, nor isolated wire-vertices. Decoding cannot introduce new inputs or outputs and thus the proposition follows. \square

Next, we define the problem which we need to decide in terms of B-ESG grammars and string graphs.

Problem 4.4.17 (Mono-enumeration). Given a string graph H and a B-ESG grammar B , enumerate all of the B-ESG concrete derivations $S \Longrightarrow_*^B K$, such that there exists a mono $m : K \rightarrow \tilde{H}$ for some $\tilde{H} \sim H$.

Lemma 4.4.18. *Given string graphs K and H , there exists a mono $m : K \rightarrow H'$ for some $H' \sim H$ iff for any $K' \sim K$, there exists a mono $m' : K' \rightarrow H''$, for some $H'' \sim H$.*

Proof. (\Leftarrow) This direction is trivial.

(\Rightarrow) Let $K' \sim K$, such that K' only differs from K by a single added (removed) wire-vertex w associated to the interior of a wire $W \subseteq K$. Consider a string graph H'' which differs from H' by a single added (removed) wire-vertex associated to $m(W)$ of H' . Then, we can define a mono $m' : K' \rightarrow H''$ which acts the same way as m on all vertices not in W . For the wire W , its endpoints v_1 and v_2 can be mapped in the same way as under m . Then, the interior of W is simply mapped onto the wire segment of H'' between $m(v_1)$ to $m(v_2)$, which is guaranteed to have the same number of elements as W , because we have added (removed) a wire-vertex to (from) H' as required.

In general for any $K' \sim K$ we may construct the required mono m' by simply applying the above argument multiple times. \square

Theorem 4.4.19. The mono-enumeration problem for a B-ESG grammar B is decidable if B is a match-exhaustive grammar.

Proof. Let w be the number of wires in a string graph H and let n be the number of its node-vertices. Then, for any $\tilde{H} \sim H$, we know that \tilde{H} must have the same number of wires and node-vertices as H . However, the number of wire-vertices in \tilde{H} may be arbitrarily large.

Condition (1) of Definition 4.4.14 implies that there exists $m \in \mathbb{N}$, such that, for any $K \in L(B)$, K has at most m bare wires. Any mono between string graphs will map at most two non-bare wires onto a single wire. So, if there exists a mono $m : K \rightarrow \tilde{H}$, then K can have at most $2w$ non-bare wires. Therefore, K can have at most $2w + m$ wires. Moreover, Condition (1) of Definition 4.4.14 also imposes a bound on the number of isolated wire-vertices in K , which we shall assume to be $i \in \mathbb{N}$. Clearly, the number of node-vertices in K is also bounded by the number of node-vertices in H . Thus, for any $K \in L(B)$ which could possibly have a mono onto some $\tilde{H} \sim H$, we know $wsiz(K) \leq (n, 2w + m, i)$. Therefore, there are finitely many wire-homeomorphism classes $[K]_{\sim}$, which we need to consider and which we can enumerate. Using Lemma 4.4.18, we see that it doesn't matter which representative of the wire-homeomorphism class we choose to check for the existence of possible monomorphisms $m' : \tilde{K} \rightarrow \tilde{H}$. So, for each such wire-homeomorphism class $[K]_{\sim}$, by using Theorem 4.4.13 we can decide if there exists $\tilde{K} \in [K]_{\sim}$, such that $\tilde{K} \in L(B)$ and if so, we can then check if there exists a mono $m' : \tilde{K} \rightarrow \tilde{H}$, for some $\tilde{H} \sim H$. If both checks succeed, we can again use Theorem 4.4.13 to check if there are finitely many such \tilde{K} . If there aren't, then we clearly cannot enumerate them all. If there are

finitely many such \tilde{K} for each $[K]_{\sim}$, then we have to explain why we can enumerate the concrete derivations $S \Longrightarrow_*^B \tilde{K}$.

Conditions (2) and (3) from Definition 4.4.14 imply that the sentential forms of B can only increase in size and therefore for any \tilde{K} satisfying the above conditions there are finitely many concrete derivations $S \Longrightarrow_*^B \tilde{K}$ which we can enumerate. \square

So, if we are using a match-exhaustive B-ESG grammar G , then we can decide the mono-enumeration problem, which immediately implies that we can decide the match-enumeration problem as well.

4.5 Related work

The idea of an encoded B-edNCE grammar is similar to the type of graph grammar presented in [44]. There, the author uses a node-replacement graph grammar for which he proposes two different extensions. One of the extensions replaces specially labelled terminal vertices with graphs in a way specified by a separate rule system. His extension is different from ours in that the rule system is more complicated and replacement is done on vertices, instead of edges. Also, the notion of grammar which he uses is less powerful than ours.

We introduced B-ESG grammars and encoded B-edNCE grammars, because we wish to have more expressive power than standard B-edNCE grammars. *Adaptive star grammars* are introduced in [19] with the motivation that both hyperedge replacement and vertex replacement graph grammars have limited expressive power. Adaptive star grammars are able to capture a much larger class of graph languages compared to B-edNCE grammars, while also retaining important decidability properties such as membership. However, little is known about their structural properties or normal forms which makes them difficult to reason about in the context of this thesis.

Chapter 5

Rewriting B-ESG grammars

In the previous chapters we introduced B-ESG grammars and showed that they correctly represent families of string diagrams, we argued they have sufficient expressive power and we established they have the necessary decidability properties for rewriting concrete string diagrams. In this chapter we will build upon these results by showing that B-ESG grammars can also be used to rewrite B-ESG grammars themselves in a way which correctly represents equational reasoning on infinite families of string diagrams.

In Section 5.1, we begin by showing how to do DPO rewriting on edNCE grammars. Recall that we use DPO rewriting on string graphs in order to model equational reasoning between string diagrams. Thus, DPO rewriting on edNCE grammars is the first step towards modelling equational reasoning between families of string diagrams, in our proposed framework.

Then, in Section 5.2, we show how to restrict DPO rewriting on B-edNCE grammars such that it is admissible in the sense that it agrees with the concrete semantics of our grammars (and thus with the concrete semantics of the families of diagrams we are representing). This is the most crucial section in this chapter as it entirely relates the two main aspects of graph transformation which we are using – DPO rewriting and derivations in B-edNCE grammars.

In Section 5.3 we show how to represent equational schemas between families of string diagrams using B-ESG grammars. We will show how to instantiate B-ESG grammars in a meaningful way and we will prove the resulting instantiations are valid string graph rewrite rules.

Finally, in Section 5.4, we combine all of the results from the previous sections in order to show how to admissibly rewrite B-ESG grammars using DPO rewriting. The results from this section show how to correctly represent equational reasoning

between context-free families of string diagrams, where even the rewrite rules are equational schemas between context-free families of diagrams.

5.1 Partial adhesivity of edNCE grammars

In Section 2.1 and Section 2.2 we showed that the category **Graph** is partially adhesive with ambient adhesive category **MultiGraph**. The reason why **Graph** is not adhesive is that its graphs cannot have parallel edges with the same label, while the multigraphs in **MultiGraph** are allowed to have such parallel edges. In this section, we will show how to DPO rewriting on edNCE grammars. Observe that edNCE grammars are strictly more general compared to graphs, because every edNCE grammar with a single production and no connection instructions is simply a graph. For this reason it is obvious that edNCE grammars do not form an adhesive category. However, if we define a category of edNCE grammars where parallel edges with the same labels are allowed, then we can show that this category is indeed adhesive. This category will be called **MultiEdNCE** and we will show it is adhesive in Subsection 5.1.1. Then in Subsection 5.1.2 we will show that the category of edNCE grammars is partially adhesive, where its ambient adhesive category is **MultiEdNCE**.

In this section the distinction between wire-vertices and node-vertices or encoding edges and non-encoding edges is irrelevant. All of our constructions will be over the following labelling alphabets, which are compatible with B-ESG alphabets.

Definition 5.1.1 (Labelling alphabets). Throughout this section, our constructions will be over a triple of labelling alphabets $\mathcal{A} = (\Sigma, \Delta, \Gamma)$, where:

1. Σ is the *alphabet of all vertex labels*.
2. $\Delta \subseteq \Sigma$ is the *alphabet of terminal vertex labels*.
3. Γ is the *alphabet of all edge labels*. We will not use any non-final edge labels (see Corollary 2.5.33).

5.1.1 Multi-edNCE grammars

Recall that an extended graph (cf. Definition 2.5.3) is simply a graph where, in addition, we can attach connection instructions to its vertices. Parallel edges with the same labels or parallel connection instructions with the same label are not allowed. We may generalise the definition of extended graphs to allow such parallel edges

and parallel connection instructions by analogy to the generalisation of graphs to multigraphs.

Definition 5.1.2 (Unlabelled Extended Multigraphs). The category of *unlabelled extended multigraphs* is **UExtMultiGraph**. This category is defined as the functor category $[\mathbb{GR}, \mathbf{Set}]$, where \mathbb{GR} is the category given by:

$$\begin{array}{ccccc} & s & & & \\ E & \xrightarrow{\quad} & V & \xleftarrow{c^0} & C^0 \\ & t & & \swarrow c^1 & \\ & & & & C^1 \end{array}$$

The only non-trivial morphisms in \mathbb{GR} are the ones shown in the diagram and we do not require that s and t commute. s and t should be seen as the source and target functions which assign a source or target vertex to edges, c^0 should be seen as assigning a vertex to an in-connection instruction and c^1 should be seen as assigning a vertex to an out-connection instruction. In most scenarios we would, of course, have $s \neq t$. For an extended multigraph $H \in \mathbf{UExtMultiGraph}$, we shall denote with V_H its set of vertices, with E_H the set of its edges, with C_H^0 the set of its in-connection instructions and with C_H^1 the set of its out-connection instructions.

Definition 5.1.3 (Extended Multigraphs). The category of *extended multigraphs* over a triple of labelling alphabets $\mathcal{A} = (\Sigma, \Delta, \Gamma)$ is the category **MultiExtGraph_A** whose objects are tuples (H, l) with $H \in \mathbf{UExtMultiGraph}$ an unlabelled extended multigraph and $l = (l_V, l_E, l_{C^0}, l_{C^1})$ a 4-tuple of labelling functions:

$$l_V : V_G \rightarrow \Sigma \quad \text{(the vertex labelling function)}$$

$$l_E : E_G \rightarrow \Gamma \quad \text{(the edge labelling function)}$$

$$l_{C^0} : C_G^0 \rightarrow \Sigma \times \Gamma \times \Gamma \quad \text{(the in-connection instruction labelling function)}$$

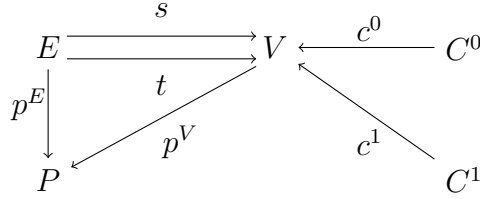
$$l_{C^1} : C_G^1 \rightarrow \Sigma \times \Gamma \times \Gamma \quad \text{(the out-connection instruction labelling function)}$$

A morphism between two extended multigraphs $f : (G, l) \rightarrow (H, l')$ is a morphism $f : G \rightarrow H$ of **UExtMultiGraph**, which in addition respects the labelling, that is the following diagrams commute:

$$\begin{array}{ccc} \begin{array}{ccc} V_G & \xrightarrow{f_V} & V_H \\ & \searrow l_V & \swarrow l'_V \\ & \Sigma & \end{array} & \begin{array}{ccc} E_G & \xrightarrow{f_E} & E_H \\ & \searrow l_E & \swarrow l'_E \\ & \Gamma & \end{array} & \begin{array}{ccc} C_G^i & \xrightarrow{f_{C^i}} & C_H^i \\ & \searrow l_{C^i} & \swarrow l'_{C^i} \\ & \Sigma \times \Gamma \times \Gamma & \end{array} \end{array}$$

Building on top of this, we may generalise edNCE grammars to *multi-edNCE* grammars. What is left is to partition all the vertices, edges and connection instructions into productions.

Definition 5.1.4 (Unlabelled multi-edNCE grammar). The category of *unlabelled multi-edNCE grammars* is **UMultiEdNCE**. This category is defined as the functor category $[\mathbb{EDNCE}, \mathbf{Set}]$, where \mathbb{EDNCE} is the category given by:



The only non-trivial morphisms in \mathbb{EDNCE} are the ones shown in the diagram. Again, we do not require that s and t commute, however we do require that the rest of the diagram commutes, that is:

$$p^V \circ t = p^E \circ s$$

For a multi-edNCE grammar $G \in \mathbf{UMultiEdNCE}$, we shall denote with V_G its set of vertices, with E_G the set of its edges, with C_G^0 the set of its in-connection instructions, with C_G^1 the set of its out-connection instructions and with P_G the set of its productions.

In the definition above, we shall refer to the morphisms s and t as the *source* and *target* functions. They assign each edge $e \in E_G$ a source and target vertex respectively. An edge e is said to be *incident* to a vertex v , if $s(e) = v$ or $t(e) = v$.

The morphism c^0 assigns to each in-connection instruction $c \in C_G^0$ a vertex $v \in V_G$. Similarly, the morphism c^1 assigns to each out-connection instruction $c \in C_G^1$ a vertex $v \in V_G$. We will say that a connection instruction $c \in C_G^i$ is *associated* to a vertex v if $c^i(c) = v$.

The newly introduced morphisms in \mathbb{EDNCE} , p^E and p^V assign edges and vertices respectively to a production $p \in P_G$ of our grammar. We will say that a vertex v is *in* a production $p \in P_G$ if $p^V(v) = p$ and we will say that an edge e is *in* a production $p \in P_G$ if $p^E(e) = p$. The commutativity requirements imposed by the diagram ensure that if an edge e is assigned to a production p , then both its source vertex $s(e)$ and its target vertex $t(e)$ are also in p .

A *component* X_G of G is either its set of vertices V_G , its set of edges E_G , its set of production P_G , or one of its sets of connection instructions C_G^i . For a grammar G , we will call the morphisms from \mathbb{EDNCE} its *assigning functions*.

Given a multi-edNCE grammar G , a *full subgrammar* of G is a multi-edNCE grammar H , such that $X_H \subseteq X_G$, for each component of G and each assigning function of H is the restriction of the corresponding assigning function of G to the components of H . We will denote this with $H \subseteq G$.

We will say that x is an *element* of a multi-edNCE grammar G and denote it with $x \in G$, if $x \in X_G$ for some $X \in \{V, E, P, C^i\}$. In other words, x is some vertex, edge, production or connection instruction of G . If $f : G \rightarrow H$ is a morphism in **MultiEdNCE**, then we will say that $f(G)$ is the *image* of f and it will refer to the full subgrammar $H' \subseteq H$ whose components are $f_X(X_G)$.

The definition which we have presented for multi-edNCE grammars is clearly a proper generalization of both multigraphs and extended multigraphs. In particular, if the set P is a singleton, then we can see a multi-edNCE grammar as an extended multigraph. If, in addition, both C^0 and C^1 are the empty set, then we get a multigraph.

Definition 5.1.5 (MultiEdNCE grammars). The category of *multi-edNCE grammars* over a triple of labelling alphabets $\mathcal{A} = (\Sigma, \Delta, \Gamma)$ is the category **MultiEdNCE** $_{\mathcal{A}}$ whose objects are tuples (G, l) with $G \in \mathbf{UMultiEdNCE}$ an unlabelled multi-edNCE grammar and $l = (l_V, l_E, l_{C^0}, l_{C^1}, l_P)$ a 5-tuple of labelling functions:

$$\begin{aligned}
l_V : V_G &\rightarrow \Sigma && \text{(the vertex labelling function)} \\
l_E : E_G &\rightarrow \Gamma && \text{(the edge labelling function)} \\
l_{C^0} : C_G^0 &\rightarrow \Sigma \times \Gamma \times \Gamma && \text{(the in-connection instruction labelling function)} \\
l_{C^1} : C_G^1 &\rightarrow \Sigma \times \Gamma \times \Gamma && \text{(the out-connection instruction labelling function)} \\
l_P : P_G &\rightarrow \Sigma - \Delta && \text{(the production labelling function)}
\end{aligned}$$

A morphism between two multi-edNCE grammars $f : (G, l) \rightarrow (H, l')$ is a morphism $f : G \rightarrow H$ of **UMultiEdNCE**, which in addition respects the labelling, that is the following diagrams commute:

$$\begin{array}{cccc}
\begin{array}{ccc} V_G & \xrightarrow{f_V} & V_H \\ l_V \searrow & & \nearrow l'_V \\ & \Sigma & \end{array} &
\begin{array}{ccc} E_G & \xrightarrow{f_E} & E_H \\ l_E \searrow & & \nearrow l'_E \\ & \Gamma & \end{array} &
\begin{array}{ccc} C_G^i & \xrightarrow{f_{C^i}} & C_H^i \\ l_{c^i} \searrow & & \nearrow l'_{c^i} \\ & \Sigma \times \Gamma \times \Gamma & \end{array} &
\begin{array}{ccc} P_G & \xrightarrow{f_P} & P_H \\ l_P \searrow & & \nearrow l'_P \\ & \Sigma - \Delta & \end{array}
\end{array}$$

If the triple of labelling alphabets $\mathcal{A} = (\Sigma, \Delta, \Gamma)$ is clear from the context, then we will simply refer to this category as **MultiEdNCE**.

The above definition of labelled multi-edNCE grammars is a generalisation of the standard edNCE grammars. What's common is that both edNCE and multi-edNCE grammars can be seen as a set of productions, where each production consists of an extended (multi)graph which has an associated nonterminal label. However, the difference is that extended multigraphs are strictly more general than extended graphs, because the former allow for parallel edges with the same label and parallel connection instructions with the same label, whereas the latter does not. It is because of this reason that multi-edNCE grammars form an adhesive category, as we show in the next theorem, but edNCE grammars form only a partially adhesive category (shown in the next subsection).

Theorem 5.1.6 ([34]). **MultiEdNCE** is adhesive.

Proof. We will use a proof strategy which is similar to the one used in Lemma 2.1.8, where we showed that the category of labelled multigraphs is adhesive by showing that it is isomorphic to a slice category which can easily be shown to be adhesive by the lemmas in Section 2.1.

Consider an arbitrary object $(G, l) \in \mathbf{MultiEdNCE}$. $l = (l_V, l_E, l_{C^0}, l_{C^1}, l_P)$ is a 5-tuple of labelling functions, where each l_X is a morphism in **Set**. Thus, setting:

$$\begin{aligned}\mathcal{S} &:= (V_G, E_G, C_G^0, C_G^1, P_G) \\ \mathcal{L} &:= (\Sigma, \Gamma, \Sigma \times \Gamma \times \Gamma, \Sigma \times \Gamma \times \Gamma, \Sigma - \Delta)\end{aligned}$$

we can see that $l : \mathcal{S} \rightarrow \mathcal{L}$ is a morphism in \mathbf{Set}^5 . Next, consider the discrete category of five objects, which we shall denote with \mathbf{EDNCE}' . So, \mathbf{EDNCE}' is the same as \mathbf{EDNCE} from Definition 5.1.4, where all of its non-trivial morphisms are removed. Let's denote (for brevity) $\mathbf{C} := [\mathbf{EDNCE}', \mathbf{Set}]$ and $\mathbf{D} := [\mathbf{EDNCE}, \mathbf{Set}]$.

It's easy to see that $\mathbf{C} \cong \mathbf{Set}^5$. Therefore, we can see the labelling l as a morphism in \mathbf{C} and we can see \mathcal{S}, \mathcal{L} as objects in \mathbf{C} .

There's an obvious embedding $E : \mathbf{EDNCE}' \rightarrow \mathbf{EDNCE}$. E can be used to define a forgetful functor $U : \mathbf{D} \rightarrow \mathbf{C}$, by setting:

$$U(-) := - \circ E$$

Therefore, $U(G) = \mathcal{S}$ and thus the labelling l can be seen as a morphism $l : U(G) \rightarrow \mathcal{L}$ in \mathbf{C} . The category **Set** has all finite limits and therefore U has a right-adjoint $U \dashv R$, given by the right Kan extension $R(-) := \text{Ran}_E(-)$. From the adjunction, we get a natural isomorphism Φ which provides a family of bijections:

$$\Phi_{G, \mathcal{L}} : \text{hom}_{\mathbf{C}}(U(G), \mathcal{L}) \rightarrow \text{hom}_{\mathbf{D}}(G, R(\mathcal{L}))$$

Since the labelling set \mathcal{L} is fixed by the alphabets, we get a bijection between objects $(G, l) \in \mathbf{MultiEdNCE}$ and objects $(G, \Phi_{G, \mathcal{L}}(l)) \in \mathbf{D}/R(\mathcal{L})$.

Next, for any morphism $f : (G_1, l_1) \rightarrow (G_2, l_2) \in \mathbf{MultiEdNCE}$ we know f is a natural transformation from G_1 to G_2 which is in addition subject to the labelling restrictions of Definition 5.1.5. Any morphism $f : (G_1, \Phi_{G_1, \mathcal{L}}(l_1)) \rightarrow (G_2, \Phi_{G_2, \mathcal{L}}(l_2))$ in $\mathbf{D}/R(\mathcal{L})$ is a natural transformation from G_1 to G_2 , subject to the slice restriction, which is equivalent to the labelling restrictions of Definition 5.1.5. Therefore, $\mathbf{MultiEdNCE} \cong \mathbf{D}/R(\mathcal{L}) = [\mathbf{EDNCE}, \mathbf{Set}]/R(\mathcal{L})$.

Finally, it is easy to see that $[\mathbf{EDNCE}, \mathbf{Set}]/R(\mathcal{L})$ is adhesive. From Example 2.1.2 we know that \mathbf{Set} is adhesive. Then, Lemma 2.1.4 implies that $[\mathbf{EDNCE}, \mathbf{Set}]$ is adhesive. From Lemma 2.1.3, we know that adhesive categories are closed under the slice construction and therefore $[\mathbf{EDNCE}, \mathbf{Set}]/R(\mathcal{L})$ is adhesive, which completes the proof. \square

As we have shown in the background chapter, this means we can do DPO rewriting in $\mathbf{MultiEdNCE}$. This is the main result of this subsection, but before we conclude it, we will present two additional lemmas which will be helpful for proofs in later sections. The first lemma will be useful when working with pushout squares in $\mathbf{MultiEdNCE}$. The second lemma characterises the matching conditions in $\mathbf{MultiEdNCE}$.

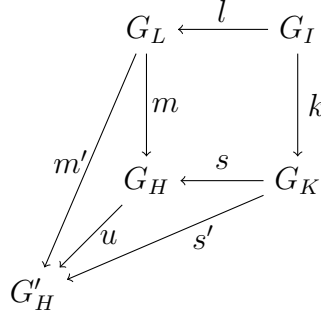
Lemma 5.1.7. *Given a commutative square in $\mathbf{MultiEdNCE}$:*

$$\begin{array}{ccc} G_L & \xleftarrow{l} & G_I \\ m \downarrow & & \downarrow k \\ G_H & \xleftarrow{s} & G_K \end{array}$$

where all morphisms are monomorphisms, then the square is a pushout iff m and s are jointly surjective.

Proof. In the first direction, the proof is very simple – if an element $x \in G_H$ is not in the image of both m and s , then we immediately get a contradiction with the universality of the pushout by considering the grammar $G_H - x$.

In the other direction, consider an arbitrary grammar G'_H and morphisms $m' : G_L \rightarrow G'_H$ and $s' : G_K \rightarrow G'_H$ with $m' \circ l = s' \circ k$, like in the diagram below:



Now, consider a morphism $u : G_H \rightarrow G'_H$, such that $m' = u \circ m$ and $s' = u \circ s$. This requires

$$u(x) = \begin{cases} m' \circ l(x) = s' \circ k(x) & \text{if } x \in m \circ l(G_I) = s \circ k(G_I) \\ m'(x) & \text{if } x \notin m \circ l(G_I), x \in m(G_L) \\ s'(x) & \text{if } x \notin s \circ k(G_I), x \in s(G_K) \end{cases}$$

Because m and s are jointly surjective, this implies the above definition of u is unique and therefore the original square is a pushout. \square

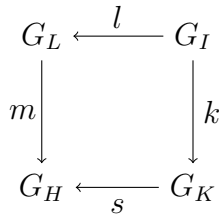
Lemma 5.1.8. *Given a pair of monomorphisms $G_H \xleftarrow{m} G_L \xleftarrow{l} G_I$ in **MultiEdNCE**, their pushout complement exists iff the following conditions are satisfied:*

No dangling edges: *no edge $e \in E_{G_H}$, $e \notin m_E(E_{G_L})$ is incident to a vertex $v \in m_V(V_{G_L} - l_V(V_{G_I}))$.*

No dangling connection instructions: *no connection instruction $c \in C_{G_H}^i$, $c \notin m_{C^i}(C_{G_L}^i)$ is attached to a vertex $v \in m_V(V_{G_L} - l_V(V_{G_I}))$.*

No dangling vertices: *no vertex $v \in V_{G_H}$, $v \notin m_V(V_{G_L})$ is in a production $p \in m_P(P_{G_L} - l_P(P_{G_I}))$.*

Proof. Consider the following square:



(\implies) Let's assume that the above square is a pushout. From Lemma 2.1.13 we know that s and k are monomorphisms. Then, from Lemma 5.1.7 we know that s and m must be jointly surjective.

Assume the no dangling edges condition is violated, that is, there exists $e \in E_{G_H}$, $e \notin m_E(E_{G_L})$ and e is incident to a vertex $v \in m_V(V_{G_L} - l_V(V_{G_I}))$. Joint

surjectivity of m_E and s_E implies $e \in s_E(E_{G_K})$ and therefore $v \in s_V(V_{G_K})$. However, since G_H is a pushout and v is in the image of both m_V and s_V , it follows $v \in m_V \circ l_V(V_{G_I})$ which is a contradiction.

The case for connection instructions is similar. Assume the no dangling connection instructions condition is violated, that is, there exists a connection instruction $c \in C_{G_H}^i, c \notin m_{C^i}(C_{G_L}^i)$ and c is associated to a vertex $v \in m_V(V_{G_L} - l_V(V_{G_I}))$. Joint surjectivity of m_{C^i} and s_{C^i} implies $c \in s_{C^i}(C_{G_K}^i)$ and therefore $v \in s_V(V_{G_K})$. However, since G_H is a pushout and v is in the image of both m_V and s_V , it follows $v \in m_V \circ l_V(V_{G_I})$ which is a contradiction.

For the last case, assume the no dangling vertices condition is violated. That is, there exists a vertex $v \in V_{G_H}, v \notin m_V(V_{G_L})$ and v is in a production $p \in m_P(P_{G_L} - l_P(P_{G_I}))$. Joint surjectivity of m_V and s_V implies $v \in s_V(V_{G_K})$ and therefore $p \in s_P(P_{G_K})$. However, since G_H is a pushout and p is in the image of both m_P and s_P , it follows $p \in m_P \circ l_P(P_{G_I})$ which is a contradiction.

(\Leftarrow) Let G_K be the full subgrammar of G_H whose components are given by $X_{G_K} := X_{G_H} - m_X(X_{G_L} - l_X(X_{G_I}))$, for $X \in \{V, E, P, C^0, C^1\}$. The no dangling conditions ensure that G_K is a well-defined multi-edNCE grammar. Set the monomorphism s to be simply the full subgrammar inclusion of G_K into G_H . Set k to be set-theoretically equal to $m \circ l$. Then, clearly the square commutes and k is also a monomorphism. Then, by Lemma 5.1.7, we can complete the proof by showing that m and s are jointly surjective.

Since s is a subgrammar inclusion, then for every component X , the image of s_X is $X_{G_H} - m_X(X_{G_L} - l_X(X_{G_I}))$ by definition. Combining this with the other monomorphism m , we get that s_X and m_X jointly cover:

$$X_{G_H} - m_X(X_{G_L} - l_X(X_{G_I})) \cup m_X(X_{G_L}) = X_{G_H}$$

Therefore, s and m are jointly surjective. \square

The **no dangling edges** condition is the same as for the case of multigraphs. The other two conditions are clearly very similar in spirit to the no dangling edges condition. This is a consequence of the fact that pushouts are computed component-wise in **Set** over some constraints imposed by the structure of our grammars.

5.1.2 edNCE grammars

In this subsection we will define the category of edNCE graph grammars and show that it is partially adhesive, where the ambient adhesive category is **MultiEdNCE**.

The edNCE graph grammars have been defined in Section 2.5 and we begin by first describing a homomorphism between two edNCE graph grammars. We will not be using any nonfinal edge labels (see Corollary 2.5.33), so our grammars can be labelled using the same triple of labelling alphabets $\mathcal{A} = (\Sigma, \Delta, \Gamma)$ as for **MultiEdNCE**.

Definition 5.1.9 (Grammar homomorphism). Given two edNCE grammars $G_1 = (\Sigma, \Delta, \Gamma, \Gamma, P_1, S_1)$ and $G_2 = (\Sigma, \Delta, \Gamma, \Gamma, P_2, S_2)$, a *grammar homomorphism* from G_1 to G_2 is a function $m : P_1 \rightarrow P_2$, together with a collection of extended graph homomorphisms $m_{p_i} : rhs(p_i) \rightarrow rhs(m(p_i))$ one for each production $p_i \in P_1$, such that $lhs(p_i) = lhs(m(p_i))$.

Definition 5.1.10 (Category of edNCE grammars). The category of all edNCE grammars over the triple of labelling alphabets $\mathcal{A} = (\Sigma, \Delta, \Gamma)$ is denoted by **edNCE** $_{\mathcal{A}}$ or just by **edNCE** if the alphabets are clear from the context. Its objects are edNCE grammars $G = (\Sigma, \Delta, \Gamma, \Gamma, P, S)$ and the morphisms of the category are edNCE grammar homomorphisms.

The following theorem describes the relationship between edNCE grammars and their generalized versions – multi-edNCE grammars.

Theorem 5.1.11. *edNCE is a partially adhesive category whose ambient adhesive category is MultiEdNCE.*

Proof. We define a functor $\mathcal{S} : \mathbf{edNCE} \rightarrow \mathbf{MultiEdNCE}$ in the following way. Given an edNCE grammar $G = (\Sigma, \Delta, \Gamma, \Gamma, P, S)$, we define $\mathcal{S}(G) := H$, where H is the multi-edNCE grammar whose components and assigning functions are given by:

$$\begin{aligned} P_H &= P & V_H &= \bigcup_{p \in P} V_{rhs(p)} & E_H &= \bigcup_{p \in P} E_{rhs(p)} & C_H^i &= \bigcup_{p \in P} C_{rhs(p)}^i \\ s &:: (v, \alpha, w) \mapsto v & t &:: (v, \alpha, w) \mapsto w & p^E &:: e \mapsto p, \text{ if } e \in E_{rhs(p)} \\ c^i &:: (\sigma, \alpha, \beta, v, d) \mapsto v & p^V &:: v \mapsto p, \text{ if } v \in V_{rhs(p)} \\ l_P &:: p \mapsto lhs(p) & l_V &:: v \mapsto \lambda_{rhs(p)}(v), \text{ if } v \in V_{rhs(p)} \\ l_E &:: (v, \alpha, w) \mapsto \alpha & l_{C^i} &:: (\sigma, \alpha, \beta, v, d) \mapsto (\sigma, \alpha, \beta) \end{aligned}$$

Given a morphism $(f, \{f_p\}_{p \in P})$ between edNCE grammars $G = (\Sigma, \Delta, \Gamma, \Gamma, P, S)$ and $G' = (\Sigma, \Delta, \Gamma, \Gamma, P', S')$, we define its mapping under \mathcal{S} to be the natural transformation ϕ induced by setting:

$$\begin{aligned} \phi_P &= f \\ \phi_V &:: v \mapsto f_p(v), \text{ if } v \in V_{rhs(p)} \end{aligned}$$

The rest of the components of ϕ are uniquely determined from the commutativity conditions the natural transformation has to satisfy. Nevertheless, we provide them for completeness:

$$\begin{aligned}\phi_E &:: (v, \alpha, w) \mapsto (f_p(v), \alpha, f_p(w)), & \text{if } v, w \in V_{rhs(p)} \\ \phi_{C^i} &:: (\sigma, \alpha, \beta, v, d) \mapsto (\sigma, \alpha, \beta, f_p(v), d), & \text{if } v \in V_{rhs(p)}\end{aligned}$$

It's easy to check that the functor \mathcal{S} as defined is full and faithful. Finally, we have to show that \mathcal{S} preserves monomorphisms. A morphism $(f, \{f_p\}_{p \in P})$ in **edNCE** is a mono iff f and each f_p are injective functions. Then, its mapping under \mathcal{S} is a natural transformation ϕ , such that all of its components ϕ_X are also injective functions, which are precisely the monos in **MultiEdNCE**. \square

Given a grammar homomorphism f between two edNCE grammars G_1 and G_2 , if v is some vertex in (the RHS of) a production $p \in P_1$, then through abuse of notation we will use $f(v)$ to refer to the vertex $f_p(v)$. This shouldn't lead to confusion, as each vertex v of G_1 is in a unique production and we can clearly differentiate between vertices of a grammar and the productions of a grammar. In that sense, we may think of the functions f_p as restrictions of f to the extended graph $rhs(p)$.

Following the example from Section 2.2, we will characterise the partial adhesive conditions of **edNCE** which allow us to do DPO rewriting in the same way as in **MultiEdNCE**. We begin by introducing a lemma which will help us with some of the remaining proofs. The lemma shows that the functor $\mathcal{S} : \mathbf{edNCE} \rightarrow \mathbf{MultiEdNCE}$ is essentially surjective.

Lemma 5.1.12. *For any multi-edNCE grammar $G \in \mathbf{MultiEdNCE}$, such that G does not have any parallel edges, parallel connection instructions or self-loops, there exists an edNCE grammar $H \in \mathbf{edNCE}$, such that $\mathcal{S}(H)$ is isomorphic to G .*

Proof. Let the components and assigning functions of G be described as in Definition 5.1.5. For every production $p \in P_G$, we define a production $Y_p \rightarrow (D_p, C_p)$ of H by setting:

$$\begin{aligned}Y_p &:= l_P(p) \\ V_{D_p} &:= \{v \in V_G \mid p^V(v) = p\} \\ \lambda_{D_p} &:: v \mapsto l_V(v) \\ E_{D_p} &:= \{(s(e), l_E(e), t(e)) \mid e \in E_G, p^E(e) = p\} \\ C_p &:= \{(\sigma, \alpha, \beta, c^0(c), in) \mid c \in C_G^0, p^V \circ c^0(c) = p, l_{C^0}(c) = (\sigma, \alpha, \beta)\} \cup \\ &\quad \cup \{(\sigma, \alpha, \beta, c^1(c), out) \mid c \in C_G^1, p^V \circ c^1(c) = p, l_{C^1}(c) = (\sigma, \alpha, \beta)\}\end{aligned}$$

Then, the set of productions of H is given by $\{Y_p \rightarrow (D_p, C_p) \mid p \in P_G\}$. Note, that because G does not contain any self-loops, this implies that H is a well-defined grammar (in particular, the RHS of every production is a well-defined graph). Also, note that the definition of edNCE grammar requires the set of productions to have the above form, that is, every element must be of the form $Y \rightarrow (D, C)$, where Y is a nonterminal label and (D, C) is an extended graph.

Now, consider the grammar $K := \mathcal{S}(H)$. It is easy to see that $V_K = V_G$. Because G does not contain parallel connection instructions or parallel edges, it follows that $E_K = E_G$, $C_K^i = C_G^i$ and that all assigning functions of K , except for p^V and p^E are exactly the same as those of G . However, observe that P_G and P_K are not necessarily the same, but isomorphic. In particular, every element of P_K is of the form $X \rightarrow (D, C)$, whereas the elements of P_G might be arbitrary. However, there is an obvious isomorphism $i : P_G \rightarrow P_K$ which is simply:

$$i :: p \mapsto (Y_p \rightarrow (D_p, C_p))$$

and therefore K and G are isomorphic as required. \square

Remark 5.1.13. Combining the above lemma with Theorem 5.1.11 implies that the embedding functor \mathcal{S} establishes a categorical equivalence between the category **edNCE** and the full subcategory of **MultiEdNCE** whose objects do not contain self-loops, parallel edges or parallel connection instructions. However, this functor does not establish an isomorphism between these two categories, because of the reason mentioned in the proof above – the elements of the set of productions of edNCE grammars must be of a specific form, whereas those of multi-edNCE grammars do not. Of course, this detail is irrelevant for practical purposes, but we mention it in order to stay formal.

Next, we characterise the \mathcal{S} -spans in **edNCE**.

Lemma 5.1.14. *A span of monomorphisms $G_K \xleftarrow{f} G_I \xrightarrow{g} G_R$ in **edNCE** is an \mathcal{S} -span iff the following conditions hold:*

ParEdges: *For any vertices $v, w \in G_I$, if there exist edges $(f(v), \alpha, f(w)) \in G_K$ and $(g(v), \alpha, g(w)) \in G_R$ then there exists an edge $(v, \alpha, w) \in G_I$.*

ParCI: *For any vertex $v \in G_I$, if there exist connection instructions $(\sigma, \alpha, \beta, f(v), d) \in G_K$ and $(\sigma, \alpha, \beta, g(v), d) \in G_R$, then there exists a connection instruction $(\sigma, \alpha, \beta, v, d) \in G_I$.*

Proof. In the first direction, let's assume that the above conditions hold. Then, consider the pushout of the span $\mathcal{S}(G_K) \xleftarrow{\mathcal{S}(f)} \mathcal{S}(G_I) \xrightarrow{\mathcal{S}(g)} \mathcal{S}(G_R)$ in **MultiEdNCE**:

$$\begin{array}{ccc}
\mathcal{S}(G_I) & \xrightarrow{\mathcal{S}(g)} & \mathcal{S}(G_R) \\
\mathcal{S}(f) \downarrow & & \downarrow k \\
\mathcal{S}(G_K) & \xrightarrow{h} & G_M
\end{array}$$

Because the embedding functor $\mathcal{S} : \mathbf{edNCE} \rightarrow \mathbf{MultiEdNCE}$ reflects pushouts, it is sufficient to show that G_M, h and k are in the image of \mathcal{S} . From the fullness of \mathcal{S} and Lemma 5.1.12, it therefore follows that we can complete the proof (in this direction) by showing that G_M does not have parallel edges, parallel connection instructions or self-loops.

Let's consider parallel edges first. G_K and G_R do not have parallel edges. The pushout in $\mathbf{MultiEdNCE}$ is given by component-wise disjoint union modulo the common components in G_I . Therefore if G_M has a pair of parallel edges, then their source and target vertices must be identified by the morphisms f and g . In other words, a pair of parallel edges in G_M may only be established if G_R contains an edge $(g(v), \alpha, g(w))$ and G_K contains an edge $(f(v), \alpha, f(w))$, where $v, w \in G_I$. But then, the **ParEdges** condition requires the edge $(v, \alpha, w) \in G_I$ and thus the pushout would establish exactly one edge with label α from $h \circ \mathcal{S}(f)(v)$ to $h \circ \mathcal{S}(f)(w)$ in G_M .

Next, let's consider parallel connection instructions. The proof is fully analogous to the case for edges – G_K and G_R do not have parallel connection instructions. Therefore if G_M has a pair of parallel connection instructions, then their associated vertex must be identified by the morphisms f and g . In other words, a pair of parallel connection instructions in G_M may only be established if G_R contains a connection instruction $(\sigma, \alpha, \beta, g(v), d)$ and G_K contains a connection instruction $(\sigma, \alpha, \beta, f(v), d)$, where $v \in G_I$. But then, the **ParCI** condition requires the connection instruction $(\sigma, \alpha, \beta, v, d) \in G_I$ and thus the pushout would establish exactly one connection instruction with label (σ, α, β) and direction d whose associated vertex is $h \circ \mathcal{S}(f)(v)$ in G_M .

To complete the proof in this direction, we need to show G_M does not contain self-loops. Neither G_R , nor G_K contain self-loops. The pushout is computed by taking their disjoint union and then identifying certain vertices, edges, connection instructions and productions between G_R and G_K as being the same. Taking their disjoint union clearly cannot result in self-loops. A self-loop can only be established if two vertices v, w from G_R (G_K) connected by an edge (v, α, w) are identified as the

same vertex in G_K (G_R), via the morphism f (g). However this is impossible because both f and g are monomorphisms.

In the other direction, let's assume that we are given an \mathcal{S} -span. If the **ParEdges** condition is violated, then the \mathcal{S} -pushout in **MultiEdNCE** results in a grammar $\mathcal{S}(G_M)$ which contains a pair of parallel edges, thus G_M is not an object in **edNCE** which is a contradiction. Similarly, if the **ParCI** condition is violated, then the \mathcal{S} -pushout in **MultiEdNCE** results in a grammar with a pair of parallel connection instructions and we get a contradiction. \square

Next, we characterize the \mathcal{S} -matchings in **edNCE**. It turns out that an \mathcal{S} -pushout complement in **edNCE** exists when the same matching conditions are satisfied as in **MultiEdNCE** as we can see in the following lemma.

Lemma 5.1.15. *Given a pair of monomorphisms $G_H \xleftarrow{m} G_L \xleftarrow{l} G_I$ in **edNCE**, m is an \mathcal{S} -matching iff $\mathcal{S}(m)$ is a matching (in **MultiEdNCE**).*

Proof. One direction is obvious – if m is an \mathcal{S} -matching, then the \mathcal{S} -pushout complement exists and therefore by definition $\mathcal{S}(m)$ is a matching in **MultiEdNCE**.

In the other direction, let's assume $\mathcal{S}(m)$ is a matching. Then, the pushout complement of $\mathcal{S}(G_H) \xleftarrow{\mathcal{S}(m)} \mathcal{S}(G_L) \xleftarrow{\mathcal{S}(l)} \mathcal{S}(G_I)$ exists and let it be given by the diagram below:

$$\begin{array}{ccc} \mathcal{S}(G_L) & \xleftarrow{\mathcal{S}(l)} & \mathcal{S}(G_I) \\ \mathcal{S}(m) \downarrow & & \downarrow k \\ \mathcal{S}(G_H) & \xleftarrow{s} & G_K \end{array}$$

$\mathcal{S}(G_H)$ is the result of the pushout of grammars $\mathcal{S}(G_L)$ and G_K in **MultiEdNCE**. Therefore, since $\mathcal{S}(G_H)$ does not contain parallel edges, parallel connection instructions or self-loops, then neither does G_K . Using Lemma 5.1.12, we may assume, without loss of generality, that G_K is in the image of \mathcal{S} and therefore from the fullness of \mathcal{S} , it follows that s and k are also in its image. Therefore, the reflected pushout square is an \mathcal{S} -pushout. \square

DPO rewriting in **edNCE** is well-defined when the standard DPO diagram exists and when both pushout squares are preserved by the embedding functor $\mathcal{S} : \mathbf{edNCE} \rightarrow \mathbf{MultiEdNCE}$.

The following theorem characterizes the conditions under which DPO rewriting is well-defined in **edNCE**.

Theorem 5.1.16. *In the category **edNCE**, given a span of monomorphisms $Sp := G_L \xleftarrow{l} G_I \xrightarrow{r} G_R$ and an \mathcal{S} -matching $m : G_L \rightarrow G_H$, then the DPO rewrite induced by m and Sp is well-defined iff the following conditions are satisfied:*

Edges: *For any two vertices $v, w \in G_I$, if there exist edges $(m \circ l(v), \alpha, m \circ l(w)) \in G_H$ and $(r(v), \alpha, r(w)) \in G_R$, then there must be an edge $(l(v), \alpha, l(w)) \in G_L$.*

CI: *For any vertex $v \in G_I$, if there exist connection instructions $(V, \alpha, \beta, m \circ l(v), d) \in G_H$ and $(V, \alpha, \beta, r(v), d) \in G_R$, then there must be a connection instruction $(V, \alpha, \beta, l(v), d) \in G_L$.*

Proof. Let the following DPO diagram describe the rewrite, if it exists:

$$\begin{array}{ccccc} G_L & \xleftarrow{l} & G_I & \xrightarrow{r} & G_R \\ m \downarrow & & k \downarrow & & f \downarrow \\ G_H & \xleftarrow{s} & G_K & \xrightarrow{g} & G_M \end{array}$$

First, let's assume that the DPO rewrite is well-defined.

Now, let's assume for contradiction that condition **CI** is violated, that is, there's a vertex $v \in G_I$, connection instructions $(V, \alpha, \beta, m \circ l(v), d) \in G_H$ and $(V, \alpha, \beta, r(v), d) \in G_R$, but no connection instruction $(V, \alpha, \beta, l(v), d) \in G_L$. The left square is a \mathcal{S} -pushout square and therefore there exists a connection instruction $(V, \alpha, \beta, k(v), d) \in G_K$. Because $(V, \alpha, \beta, l(v), d) \notin G_L$ this implies $(V, \alpha, \beta, v, d) \notin G_I$. But then, applying Lemma 5.1.14 to the right pushout square yields a contradiction with the **ParCI** condition.

For the other condition, the proof is fully analogous. Let's assume for contradiction that condition **Edges** is violated that is, there are vertices $v, w \in G_I$ and edges $(m \circ l(v), \alpha, m \circ l(w)) \in G_H$ and $(r(v), \alpha, r(w)) \in G_R$, but there exists no edge $(l(v), \alpha, l(w)) \in G_L$. The left square is a \mathcal{S} -pushout square and therefore there exists an edge $(k(v), \alpha, k(w)) \in G_K$. Because $(l(v), \alpha, l(w)) \notin G_L$ this implies $(v, \alpha, w) \notin G_I$. But then, applying Lemma 5.1.14 to the right pushout square yields a contradiction with the **Edges** condition. This completes the proof in one direction.

In the other direction, we know that m is an \mathcal{S} -matching and therefore the left pushout square is an \mathcal{S} -pushout. So, we need to show that the right square exists and is an \mathcal{S} -pushout. We shall show this by using Lemma 5.1.14.

Let's assume condition **CI** is satisfied. We shall show that condition **ParCI** is satisfied for the span in the right square. Let's assume for contradiction that is not the case. Thus, there exists vertex $v \in G_I$ and connection instructions $(V, \alpha, \beta, k(v), d) \in G_K$ and $(V, \alpha, \beta, r(v), d) \in G_R$, but there exists no connection instruction $(V, \alpha, \beta, v, d) \in G_I$. Since the left square is an \mathcal{S} -pushout, this implies there must be a connection instruction $(V, \alpha, \beta, m \circ l(v), d) \in G_H$. Then, condition **CI** implies there exists a connection instruction $(V, \alpha, \beta, l(v), d) \in G_L$ and now we get a contradiction with Lemma 5.1.14 when applied to the left pushout square.

Next, let's assume condition **Edges** is satisfied. The proof is again fully analogous to the case for connection instructions. We shall show that condition **ParEdges** is satisfied for the span in the right square. Let's assume for contradiction that is not the case. Thus, there exist vertices $v, w \in G_I$ and edges $(k(v), \alpha, k(w)) \in G_K$ and $(r(v), \alpha, r(w)) \in G_R$, but there exists no edge $(v, \alpha, w) \in G_I$. Since the left square is an \mathcal{S} -pushout, this implies there must be an edge $(m \circ l(v), \alpha, m \circ l(w)) \in G_H$. Then, condition **Edges** implies there exists an edge $(l(v), \alpha, l(w)) \in G_L$ and now we get a contradiction with Lemma 5.1.14 when applied to the left pushout square. \square

We will refer to the two conditions from this theorem, **Edges** and **CI**, as the *partial adhesive conditions* which we will make use of in later sections of this chapter. Note, that the partial adhesive conditions alone do not guarantee the existence of a DPO rewrite. For this to be the case, we also need to combine them with the no dangling conditions, which we have also described.

In summary, we have shown that edNCE graph grammars form a partial adhesive category and we have fully characterised the conditions under which DPO rewriting can be done and is well-behaved.

5.2 B-edNCE rewriting

For the rest of the chapter, we will be working with edNCE grammars from the partially adhesive category **edNCE**, which was described in the previous section. From the results established there, we know under what conditions we may perform DPO rewriting on edNCE grammars. However, these results do not tell us anything about how the *languages* of the original grammars relate to the languages of rewritten grammars. Since we are interested in modelling reasoning on string graphs, it will be necessary to introduce further restrictions on the rewrite rules and matchings of our grammars if we want to be able to meaningfully talk about their languages. The additional restrictions on our matchings and our rewrite rules will ensure that DPO

rewriting in B-edNCE grammars behaves well with respect to the derivation process and the languages which are generated.

In Subsection 5.2.1 we will show how to rewrite extended graphs, such that the rewrites commute with graph substitution. Graph substitution is the mechanism used to carry out derivations in grammars. DPO rewrites of extended graphs is how we simulate equational reasoning on a per-production basis for B-edNCE grammars. By identifying under what conditions these two operations commute we can significantly simplify the proofs in the following subsection.

In Subsection 5.2.2 we will show how to build upon the results from Subsection 5.2.1 in order to define admissible rewrites of entire B-edNCE grammars.

5.2.1 Extended graph rewrites and graph substitution

All of the constructions in this subsection will be in the category **edNCE**. We will be considering only edNCE grammars which have a single production (with identical and irrelevant production labels). As we have pointed out previously, we can see such grammars as extended graphs. For brevity and in order to avoid notational overhead, we will simply refer to these objects in **edNCE** as extended graphs.

We begin by showing that the substitution operation behaves well with respect to monomorphisms of extended graphs.

Lemma 5.2.1. *Given extended graphs G and D where $x \in V_G$ is a (nonterminal) vertex, and given monomorphisms $m_1 : G \rightarrow G'$ and $m_2 : D \rightarrow D'$, then there exists a monomorphism $m : G[x/D] \rightarrow G'[m_1(x)/D']$, which we shall denote by $SM(m_1, m_2, x)$ and refer to it as the substituted monomorphism of m_1 and m_2 over vertex x .*

Proof. We define $m : G[x/D] \rightarrow G'[m_1(x)/D']$ in the following way:

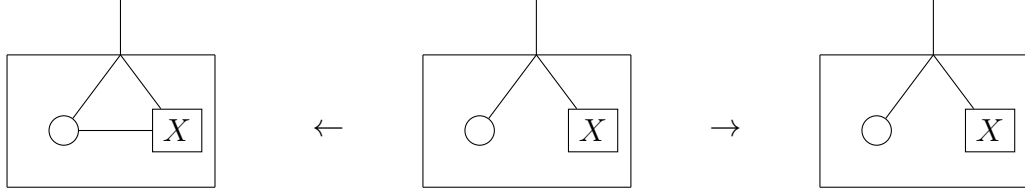
$$m(v) = \begin{cases} m_1(v) & \text{if } v \in V_G \\ m_2(v) & \text{if } v \in V_D \end{cases}$$

m is an injection, because both m_1 and m_2 are injections. It is also easy to verify that m is an extended graph homomorphism. \square

Next, we introduce the concept of an extended graph rewrite rule. This is just a special case of a rewrite rule in **MultiEdNCE** when the grammars are extended graphs, but we provide the definition for completeness.

Definition 5.2.2 (Extended graph rewrite rule). An *extended graph rewrite rule* is a pair of monomorphisms $L \xleftarrow{l} I \xrightarrow{r} R$, where all objects are extended graphs.

Example 5.2.3. The following is an extended graph rewrite rule:



The only difference between an extended graph rewrite rule and a graph rewrite rule is that we also have to map the connection instructions appropriately. In this case, the monos are obvious as they are uniquely determined by the labels of the vertices.

Next, we introduce the notion of rewrite rule substitution which essentially works component-wise and its purpose is to provide notational convenience.

Definition 5.2.4 (Rewrite rule substitution). Given extended graph rewrite rules $B_1 := L_1 \xleftarrow{l_1} I_1 \xrightarrow{r_1} R_1$ and $B_2 := L_2 \xleftarrow{l_2} I_2 \xrightarrow{r_2} R_2$, with vertex $v \in I_1$ then the *substitution* of B_2 for v in B_1 , denoted $B_1[v/B_2]$ is given by the extended graph rewrite rule $B_3 := L_3 \xleftarrow{l_3} I_3 \xrightarrow{r_3} R_3$, where $L_3 := L_1[l_1(v)/L_2]$, $I_3 := I_1[v/I_2]$, $R_3 := R_1[r_1(v)/R_2]$, $l_3 := SM(l_1, l_2, v)$, $r_3 := SM(r_1, r_2, v)$.

Crucially, the monomorphisms l_3 and r_3 are built in a natural way by using the substituted monomorphism construction.

Our next definition formalizes the notion of *saturated matching* on extended graphs which we will be using throughout this chapter. A saturated matching of extended graphs is a restricted form of matching (in the sense of the previous section). In addition to allowing us to perform DPO rewriting on extended graphs, these matchings will also later be used in order to rewrite edNCE grammars in an admissible way. In particular, the saturated matching conditions ensure that DPO rewrites commute with the substitution operation on extended graphs (as shown in Theorem 5.2.9), which is the basic operation used to perform grammar derivations. This is not true for arbitrary DPO rewrites which satisfy only the matching conditions in **edNCE**, but not the additional requirements imposed by saturated matchings.

Definition 5.2.5 (Extended graph saturated matching). Given an extended graph rewrite rule $L \xleftarrow{l} I \xrightarrow{r} R$, and an extended graph H , we say that an *extended graph saturated matching* is an extended graph monomorphism $m : L \rightarrow H$, such that:

- no edge $e \in E_H, e \notin m(E_L)$ is incident to any vertex in $m(V_L - l(V_I))$

- no edge $e \in E_H, e \notin m(E_L)$ is incident to a nonterminal vertex in $m(l(V_I))$
- m is a bijection on the connection instructions of L and H , that is, $C_H = \{(\sigma, \beta, \gamma, m(x), d) \mid (\sigma, \beta, \gamma, x, d) \in C_L\}$.

In particular, the first condition is the standard no-dangling edges condition for (extended) graphs. The third condition concerns connection instructions and is obviously stricter than the no-dangling connection instructions condition which is needed in order to ensure that the pushout complement of extended graphs exists. The additional strictness of the third condition, together with the second condition (which can be seen as imposing further restrictions on the no-dangling edges condition) guarantee that rewriting productions of grammars behave nicely with respect to the derivations of the grammar (which is based on extended graph substitution).

We can show that DPO rewrites on extended graphs preserve saturated matchings.

Lemma 5.2.6. *Given an extended graph rewrite rule $B := L \xleftarrow{l} I \xrightarrow{r} R$, an extended graph H and a saturated matching $m : L \rightarrow H$, then if the following diagram is an S -rewrite:*

$$\begin{array}{ccccc}
 L & \xleftarrow{l} & I & \xrightarrow{r} & R \\
 m \downarrow & & k \downarrow & & f \downarrow \\
 H & \xleftarrow{s} & K & \xrightarrow{g} & M
 \end{array}$$

then f is a saturated matching with respect to the extended graph rewrite rule $B' := R \xleftarrow{r} I \xrightarrow{l} L$.

Proof. By contradiction. Assume there exists an edge $e \in E_M, e \notin f(E_R)$ such that e is incident to a vertex $v \in f(V_R - r(V_I))$. Because the right square is a pushout, then from the joint surjectivity of f and g , we get that $e \in g(E_K)$. Since g is an (extended) graph homomorphism, it follows immediately that $v \in g(V_K)$. Thus, the vertex v is in the images of both g and f and because the right square is a pushout, it follows v is also in the image of $f \circ r = g \circ k$, which is a contradiction.

Assume there exists an edge $e \in E_M, e \notin f(E_R)$, such that e is incident to a nonterminal vertex v in $f(r(V_I))$. Let $u \in V_I$ be the nonterminal vertex of V_I , such that $f \circ r(u) = v$. As in the previous case, we see that $e \in g(E_K)$. Let $e' \in E_K$ be the edge such that $g(e') = e$ and then e' must be incident to the vertex $k(u)$, since $e = g(e')$ is incident to $v = f \circ r(u) = g \circ k(u)$. Now, consider the edge $e'' = s(e') \in E_H$. If e'' is in the image of m , then because the left square is a pushout, we get that e''

must also be in the image of $m \circ l = s \circ k$ and we get a contradiction with the fact that $e \notin f(E_R)$. Thus, $e'' \in E_H - m(E_L)$. Because s is an extended graph homomorphism, it then follows that e'' is incident to $s \circ k(u) = m \circ l(u)$ and we get a contradiction with the fact that m is a saturated matching (the second condition of the definition is violated).

Finally, we have to show that f is a bijection on the connection instructions of R and M . We know that f is a mono, so therefore we just have to show that f is a surjection. Assume that there exists a connection instruction $c \in C_M$ which is not in the image of f . The right square is a pushout, therefore f and g are jointly surjective. Thus, $c = g(c')$ for some $c' \in C_K$. Therefore, $s(c') \in C_H$ is a connection instruction of H . Because m is a saturated matching, the third condition of the definition implies that there exists $c'' \in C_L$, such that $m(c'') = s(c')$. But then, because the left square is a pushout, this implies there exists $c_0 \in C_I$ such that $c'' = l(c_0)$ and $c' = k(c_0)$. Therefore, $c = g \circ k(c_0) = f \circ r(c_0)$ and we get a contradiction, because c is in the image of f . \square

We say that an extended graph is *boundary* if there are no edges between nonterminal vertices. The following lemma shows that saturated matchings carry over the substitution operation in a natural way.

Lemma 5.2.7. *Given boundary extended graphs H and D , extended graph rewrite rules $B_1 := L_1 \xleftarrow{l_1} I_1 \xrightarrow{r_1} R_1$ and $B_2 := L_2 \xleftarrow{l_2} I_2 \xrightarrow{r_2} R_2$ and given extended graph saturated matchings $m_1 : L_1 \rightarrow H$ and $m_2 : L_2 \rightarrow D$, with nonterminal vertex $v \in V_I$, then $m_3 := SM(m_1, m_2, l(v))$ is an extended graph saturated matching from the rewrite rule $B_3 := B_1[v/B_2]$ into the extended graph $H[m \circ l(v)/D]$.*

Proof. Without loss of generality, we can take isomorphic copies of all these graphs, such that all of the monos are simply subgraph inclusions. So, for simplicity, we shall assume that is the case. Also, we shall refer to the saturated matching conditions simply as matching conditions.

Let $B_3 = B_1[v/B_2] = L_3 \xleftarrow{l_3} I_3 \xrightarrow{r_3} R_3$. Using Lemma 5.2.1, we see that m_3 is given by the extended graph inclusion $L_3 \subseteq H[v/D]$. To show that m_3 satisfies the matching conditions, consider an arbitrary edge $e \in E_{H[v/D]}, e \notin E_{L_3}$ and e is incident to a vertex $u \in V_{L_3} - V_{I_3}$. Also, let's assume that the label of e is γ . First, observe that $u \in V_{L_3} - V_{I_3}$ iff $u \in V_{L_1} - V_{I_1}$ or $u \in V_{L_2} - V_{I_2}$. Moreover, $e \notin E_{L_3}$ implies $e \notin E_{L_1}$ and $e \notin E_{L_2}$. If $e \in E_H$, then the fact that e is incident to $u \in V_{L_3} - V_{I_3}$ implies $u \in V_{L_1} - V_{I_1}$ which contradicts the matching conditions for m_1 . If $e \in E_D$,

then the fact that e is incident to $u \in V_{L_3} - V_{I_3}$ implies that $u \in V_{L_2} - V_{I_2}$ which contradicts the matching conditions for m_2 .

Therefore, e must be a bridge, that is, an edge established by the substitution operation and is neither in E_H , nor E_D . Because e is incident to $u \in V_{L_3} - V_{I_3}$, there are two further cases to consider. If $u \in V_{L_1} - V_{I_1}$, then there is an edge e' between u and v in E_H . From the matching condition for m_1 it then follows that $e' \in E_{L_1}$. Moreover, there must also be a connection instruction $c \in C_D$, which establishes the bridge e between u and $u' \in V_D$. Then, from the matching condition on m_2 it follows $c \in C_{L_2}$ and therefore $e \in E_{L_3} = E_{L_1[v/L_2]}$, which is a contradiction.

If $u \in V_{L_2} - V_{I_2}$, then let $u' \in V_H$ be the other incident vertex of e . Because e is a bridge, this implies that there is a connection instruction $c = (\lambda(u'), \beta, \gamma, u, d) \in C_D$ associated to u . Then, the matching condition for m_2 implies $c \in C_{L_2}$. Since v is a nonterminal vertex in V_{I_1} and there must be an edge $e' \in E_H$ between u' and v with label β and direction d , then it follows from the matching condition of m_1 that $u' \in V_{L_1}$ and $e' \in E_{L_1}$. Therefore, $e \in E_{L_3} = E_{L_1[v/L_2]}$ which is a contradiction.

Therefore, all edges in $E_{H[v/D]}$ satisfy the first matching condition for m_3 .

Next, we show that the second matching condition is satisfied for m_3 . Assume there exists $e \in E_{H[v/D]}, e \notin E_{L_3}$ and e is incident to a nonterminal vertex $u \in V_{I_3}$. If $e \in E_H$, then $u \in V_{I_1}$ which violates the matching condition for m_1 . If $e \in E_D$, then $u \in V_{I_2}$ which violates the matching condition for m_2 . Thus, e must be established by the substitution operation and is neither in E_H , nor E_D . If $u \in V_{I_1}$, then there exists an edge $e' \in E_H$ between u and v . However, this violates the boundary condition for nonterminal vertices. Finally, if $u \in V_{I_2}$, then let $u' \in V_H$ be the other incident vertex of e . We must also have a connection instruction $c = (\lambda(u'), \beta, \gamma, u, d) \in C_D$ associated to u . Then, the matching condition for m_2 implies $c \in C_{L_2}$. Since v is a nonterminal vertex in V_{I_1} and there must be an edge $e' \in E_H$ between u' and v with label β and direction d , then it follows from the matching condition of m_1 that $u' \in V_{L_1}$ and $e' \in E_{L_1}$. Therefore, $e \in E_{L_3} = E_{L_1[v/L_2]}$ which is a contradiction.

Therefore, all edges in $E_{H[v/D]}$ satisfy the second matching condition for m_3 .

Finally, let's consider the third matching condition for m_3 . The matching condition for m_1 and m_2 imply that L_1 and H have the same connection instructions and also that L_2 and D have the same connection instructions. Moreover, each of the two pairs also have the same edges connecting to the nonterminal vertex v . Therefore, after performing the substitutions, we get $L_3 = L_1[v/L_2]$ has the same connection instructions as $H[v/D]$.

So, m_3 as defined satisfies all of the saturated matching conditions. \square

The previous lemma shows that the substitution operation behaves well with respect to saturated matchings. The next lemma shows that the substitution operation preserves \mathcal{S} -pushout squares, when some of the morphisms are saturated matchings.

Lemma 5.2.8. *Given \mathcal{S} -pushout squares*

$$\begin{array}{ccc}
 I_1 & \xrightarrow{l_1} & L_1 \\
 \downarrow i_1 & & \downarrow m_1 \\
 K_1 & \xrightarrow{k_1} & H_1
 \end{array}
 \quad
 \begin{array}{ccc}
 I_2 & \xrightarrow{l_2} & L_2 \\
 \downarrow i_2 & & \downarrow m_2 \\
 K_2 & \xrightarrow{k_2} & H_2
 \end{array}$$

where all objects are extended graphs, all morphisms are monos and m_1, m_2 are saturated matchings, with nonterminal vertex $v \in I_1$, then the following diagram is also a \mathcal{S} -pushout square:

$$\begin{array}{ccc}
 I_1[v/I_2] & \xrightarrow{l_3} & L_1[l_1(v)/L_2] \\
 \downarrow i_3 & & \downarrow m_3 \\
 K_1[i_1(v)/K_2] & \xrightarrow{k_3} & H_1[m_1 \circ l_1(v)/H_2]
 \end{array}$$

with monomorphisms $i_3 := SM(i_1, i_2, v)$, $l_3 := SM(l_1, l_2, v)$, $m_3 := SM(m_1, m_2, l_1(v))$, $k_3 := SM(k_1, k_2, i_1(v))$.

Proof. From Lemma 5.2.1, we know that x_3 is a monomorphism for $x \in \{l, i, m, k\}$. Commutativity follows easily by construction of the x_3 monos and the commutativity of the original two pushout squares. To finish the proof, we need to show that k_3 and m_3 are jointly surjective (Lemma 5.1.7) and that the third square (the substituted one) satisfies the **ParCI** and **ParEdges** conditions from Lemma 5.1.14. For simplicity and without loss of generality, we shall assume X_1 and X_2 are disjoint and that x_1 and x_2 are subgraph inclusions, where $X \in \{I, L, K, H\}$, $x \in \{i, l, m, k\}$.

We will first show that k_3 and m_3 are jointly surjective. Now, let's consider an arbitrary vertex $u \in H_3 := H_1[v/H_2]$. By definition of substitution, $u \in H_1$ or $u \in H_2$. If $u \in H_1$, then the joint surjectivity of k_3 and m_3 follows from the joint surjectivity of k_1 and m_1 . The other case follows in the same way and therefore k_3 and m_3 are jointly surjective on vertices.

Taking an arbitrary edge $e \in H_3$, there are three cases to consider. If $e \in H_1$ or $e \in H_2$, then the case follows using exactly the same argument as those for vertices. The remaining case is when e is a bridge established by the substitution operation. Let the two endpoints of e be vertices $w_1 \in V_{H_1}$ and $w_2 \in V_{H_2}$. Then, there must exist an edge $e' \in H_1$ which is adjacent to the nonterminal vertex v , and there must exist a connection instruction $c \in H_2$ which is compatible with e' , that is, $c = (\lambda(w_1), \alpha, \beta, w_2, d)$, where α is the label of e' , β is the label of e and d is the direction w_1 is connected to v . m_2 is a saturated matching and then the third matching condition implies $c \in L_2$. m_1 is also a saturated matching and then the second matching condition implies $e' \in L_1$. Thus, by definition of substitution, it follows $e \in L_1[v/L_2] =: L_3$. Therefore, k_3 and m_3 are jointly surjective on edges as well.

From Lemma 5.2.7, it follows that m_3 is a saturated matching with respect to the depicted square and therefore, according to the third matching condition, m_3 is a bijection on connection instructions which immediately implies joint surjectivity of m_3 and k_3 on connection instructions.

Next, let's consider the **ParCI** condition for the third square. From the left pushout square, we know that $C_{L_1} = C_{H_1}$, because m_1 is a saturated matching. Since the square is a \mathcal{S} -pushout square, it follows that $C_{K_1} = C_{H_1} - (C_{L_1} - C_{I_1}) = C_{I_1}$. Similarly, from the second pushout square we get $C_{K_2} = C_{I_2}$. Next, observe that any edge $e \in K_1$ which is incident to v , must also be in I_1 , that is $e \in I_1$, because otherwise H_1 would contain an edge incident to v which is not in the image of m_1 and therefore the second condition of saturated matchings is violated. Therefore, the vertex v has the same set of adjacent edges (and vertices) in both K_1 and I_1 . Combining this with the fact that $C_{K_1} = C_{I_1}$ and $C_{K_2} = C_{I_2}$ means that $I_1[v/I_2] =: I_3$ and $K_1[v/K_2] =: K_3$ have the same connection instructions. This then immediately implies that the **ParCI** condition is satisfied for the third square.

Finally, let's consider the **ParEdges** condition. Take an arbitrary edge $e = (w_1, \gamma, w_2) \in K_3$, where $w_1, w_2 \in I_3$. If $w_1, w_2 \in I_1$, then $e \in K_1$ and if $e \in L_1$, the **ParEdges** condition for the first pushout square implies $e \in I_1$ and therefore $e \in I_3$. So, in this case, the **ParEdges** condition is satisfied. Similarly, if $w_1, w_2 \in I_2$, the **ParEdges** condition is again satisfied using the same argument.

If $w_1 \in I_1$, but $w_2 \in I_2$, then e is a bridge established by the substitution. Thus, there must be a connection instruction $c = (\lambda(w_1), \beta, \gamma, w_2, in) \in C_{K_2} = C_{I_2}$ and there must be an edge $(w_1, \beta, v) \in K_1$. As we have already pointed out, v has the same set of adjacent edges and vertices in both K_1 and I_1 . Combining this with the fact

that $c \in C_{I_2}$ means that the edge $e = (w_1, \gamma, w_2) \in I_3$ and therefore the **ParEdges** condition is satisfied.

The last case is when $w_1 \in I_2$ and $w_2 \in I_1$. This follows using a similar argument to the previous case, where we also have to change the direction of the connection instruction from *in* to *out*. \square

Building on the previous two lemmas, we can now show that rewriting of extended graphs commutes with the substitution operation. We will prove this in the next theorem, which is the main result of this subsection. This is crucial for establishing the admissibility properties of grammar rewriting that we require, because derivations in edNCE grammars work by repeatedly applying the substitution operation to nonterminal vertices.

Theorem 5.2.9. *Given boundary extended graphs H, H', D, D' , such that $H \rightsquigarrow_{B_1}^{m_1} H'$ and $D \rightsquigarrow_{B_2}^{m_2} D'$, where $B_1 := L_1 \xleftarrow{l_1} I_1 \xrightarrow{r_1} R_1$, $B_2 := L_2 \xleftarrow{l_2} I_2 \xrightarrow{r_2} R_2$, $v \in V_{I_1}$ and where m_1, m_2 are saturated matchings, then $H[m_1 \circ l_1(v)/D] \rightsquigarrow_{B_3}^{m_3} H'[f_1 \circ r_1(v)/D']$, where $m_3 := SE(m_1, m_2, v)$ and $B_3 := B_1[v/B_2]$. In terms of diagrams, given the following two \mathcal{S} -rewrites:*

$$\begin{array}{ccccc} L_1 & \xleftarrow{l_1} & I_1 & \xrightarrow{r_1} & R_1 \\ m_1 \downarrow & & k_1 \downarrow & & f_1 \downarrow \\ H & \xleftarrow{s_1} & K_1 & \xrightarrow{g_1} & H' \end{array}$$

and

$$\begin{array}{ccccc} L_2 & \xleftarrow{l_2} & I_2 & \xrightarrow{r_2} & R_2 \\ m_2 \downarrow & & k_2 \downarrow & & f_2 \downarrow \\ D & \xleftarrow{s_2} & K_2 & \xrightarrow{g_2} & D' \end{array}$$

Then the following diagram is also an \mathcal{S} -rewrite:

$$\begin{array}{ccccc} L_1[l_1(v)/L_2] & \xleftarrow{l_3} & I_1[v/I_2] & \xrightarrow{r_3} & R_1[r_1(v)/R_2] \\ m_3 \downarrow & & k_3 \downarrow & & f_3 \downarrow \\ H[m_1 \circ l_1(v)/D] & \xleftarrow{s_3} & K_1[k_1(v)/K_2] & \xrightarrow{g_3} & H'[f_1 \circ r_1(v)/D'] \end{array}$$

where all morphisms are mono and are given by: $i_3 := SM(k_1, k_2, v)$, $l_3 := SM(l_1, l_2, v)$, $m_3 := SM(m_1, m_2, l_1(v))$, $s_3 := SM(s_1, s_2, k_1(v))$, $f_3 := SM(f_1, f_2, r_1(v))$, $g_3 := SM(g_1, g_2, k_1(v))$, $r_3 := SM(r_1, r_2, v)$. Moreover, m_3 and f_3 are saturated matchings.

Proof. Using Lemma 5.2.6, we see that f_1 and f_2 are saturated matchings. Then, using Lemma 5.2.7, we get that m_3 and f_3 are saturated matchings. Then, the theorem follows by two applications of Lemma 5.2.8. \square

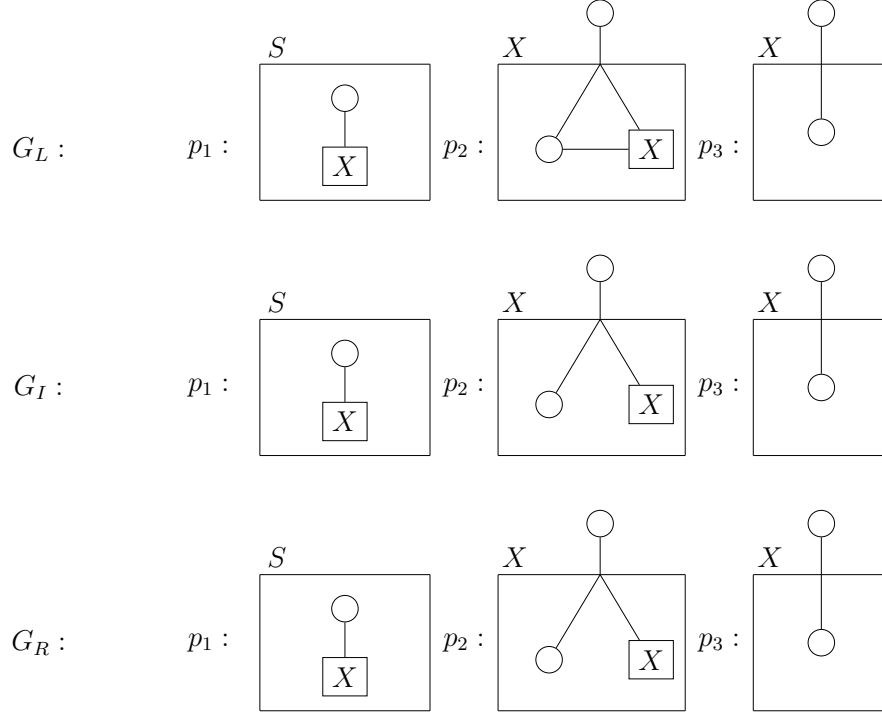
5.2.2 Admissible B-edNCE grammar rewriting

In the previous subsection we showed how to rewrite extended graphs in a way which respects graph substitutions. Every production of a B-edNCE grammar is simply an extended graph which also has an associated nonterminal label. We will use the results from the previous subsection for rewriting B-edNCE grammars locally, that is, on a per-production basis. In this subsection, we will describe the rest of the conditions which we need in order to rewrite B-edNCE grammars in a way which respects their concrete derivations.

In general, a rewrite rule in **edNCE** is simply a span of monomorphisms $G_L \xleftarrow{l} G_I \xrightarrow{r} G_R$. However, in the absence of additional structure between these grammars, it is very difficult to relate their languages in any way. So, we begin by introducing extra structure which would then allow us to relate their languages by considering *parallel* derivations in all three grammars.

Definition 5.2.10 (B-edNCE Pattern). A B-edNCE *pattern* is a triple of B-edNCE grammars $B := G_L \xleftarrow{l} G_I \xrightarrow{r} G_R$, where l and r are grammar monomorphisms which are bijections between the productions of all three grammars. Moreover, l and r are also label-preserving bijections between the nonterminals in corresponding productions of the grammars. In addition, all three grammars have the same initial nonterminal label. If p is a production in G_L , then B_p will refer to the extended graph rewrite rule $rhs(p) \xleftarrow{l'} rhs(p') \xrightarrow{r'} rhs(p'')$, where p' and p'' are the corresponding productions of p in G_I and G_R respectively, and l' and r' are the restrictions of l and r to $rhs(p')$.

Example 5.2.11. Consider the B-edNCE rewrite pattern $B := G_L \xleftarrow{l} G_I \xrightarrow{r} G_R$, where the grammars are given by:



where l and r map each production of G_I vertically up or down respectively. Note that in this case the mapping on the vertices is uniquely determined by their labels, because all productions have one node-vertex and one nonterminal vertex. G_L generates the language of complete graphs K_n and G_I and G_L (which are identical) generate the language of all star graphs $K_{1,n}$.

Note that the defining conditions of a B-edNCE pattern imply that given a derivation sequence for any of the grammars, we can apply the corresponding productions to corresponding nonterminals in any of the other two grammars. This is made more precise by the following definition.

Using Lemma 5.2.1, we can define how to embed entire concrete derivations from a grammar G_1 which embeds into another grammar G_2 . This works very well for B-edNCE patterns as we can always construct a pair of parallel derivation sequences, because their productions and nonterminals within them are in a 1-1 correspondence.

Lemma 5.2.12. *Given a grammar monomorphism $m : G_1 \rightarrow G_2$ and a derivation sequence s_1 given by:*

$$\text{sn}(S_1, v_1) =: H_0 \xRightarrow{G_1}_{v_1, p_1} H_1 \xRightarrow{G_1}_{v_2, p_2} H_2 \xRightarrow{G_1}_{v_3, p_3} \cdots \xRightarrow{G_1}_{v_n, p_n} H_n$$

then there exists a derivation sequence s_2 in G_2 , given by:

$$\text{sn}(S_1, v_1) =: H'_0 \xRightarrow{G_2}_{v_1, m(p_1)} H'_1 \xRightarrow{G_2}_{m(v_2), m(p_2)} H'_2 \xRightarrow{G_2}_{m(v_3), m(p_3)} \cdots \xRightarrow{G_2}_{m(v_n), m(p_n)} H'_n$$

Moreover, we can inductively define extended graph monomorphisms $m_i : H_i \rightarrow H'_i$ by setting:

$$\begin{aligned} m_0 &:= v_1 \mapsto v_1 \\ m_i &:= SM(m_{i-1}, m_{p_i}, v_i) \end{aligned}$$

where m_{p_i} is the restriction of m to the extended graph $rhs(p_i)$. We will refer to s_2 as the induced embedding of s_1 into G_2 over m .

Proof. For each production p_i of G_1 , we know there exists a corresponding production $m(p_i)$ of G_2 by definition of grammar morphism. The same definition then also implies that production $m(p_{i-1})$ will create nonterminal vertex $m(v_i)$ in G_2 , where nonterminal vertex v_i is created by production p_{i-1} of G_1 . Thus, the derivation sequence s_2 is well-defined.

Clearly, m_0 is a mono and observe that each m_{p_i} is also a mono on extended graphs (because it is simply the restriction of m which is a mono). Then, by inductively applying Lemma 5.2.1, it follows that each m_i is a mono. \square

Note that in the above definition we implicitly assume that m acts on disjoint and isomorphic production copies of the productions for simplicity of the definition. Thus, when there exists a mono between grammars G_1 and G_2 , then for each concrete derivation s_1 in G_1 , we can consider a corresponding derivation s_2 (not necessarily concrete) in G_2 where each extended graph in s_1 can be injectively mapped into a corresponding extended graph in s_2 . In particular, this means that the sentential forms of G_1 can be injectively mapped into corresponding sentential forms of G_2 .

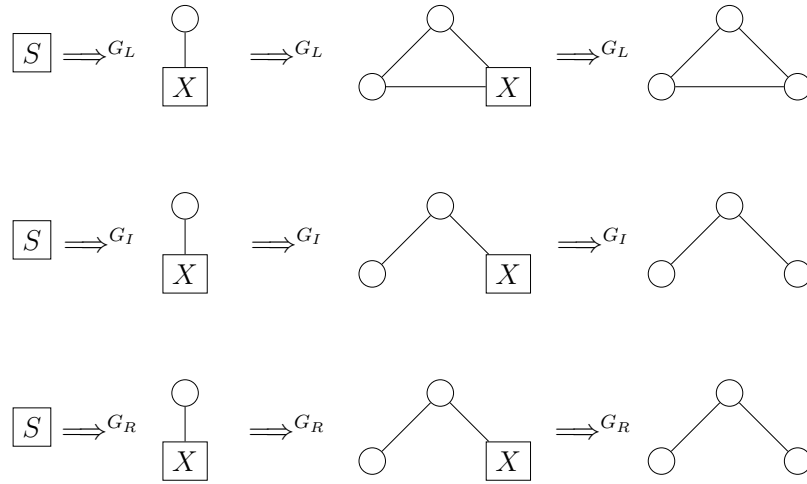
Definition 5.2.13 (B-edNCE Pattern Instantiation). Given a B-edNCE pattern $G_L \xleftarrow{l} G_I \xrightarrow{r} G_R$, a (concrete) pattern instantiation is a triple of (concrete) derivation sequences of the following form:

$$\begin{aligned} sn(S, v_1) &\Rightarrow_{v_1, l(p_1)}^{G_L} H'_1 \Rightarrow_{l(v_2), l(p_2)}^{G_L} H'_2 \Rightarrow_{l(v_3), l(p_3)}^{G_L} \cdots \Rightarrow_{l(v_n), l(p_n)}^{G_L} H'_n \\ sn(S, v_1) &\Rightarrow_{v_1, p_1}^{G_I} H_1 \Rightarrow_{v_2, p_2}^{G_I} H_2 \Rightarrow_{v_3, p_3}^{G_I} \cdots \Rightarrow_{v_n, p_n}^{G_I} H_n \\ sn(S, v_1) &\Rightarrow_{v_1, r(p_1)}^{G_R} H''_1 \Rightarrow_{r(v_2), r(p_2)}^{G_R} H''_2 \Rightarrow_{r(v_3), r(p_3)}^{G_R} \cdots \Rightarrow_{r(v_n), r(p_n)}^{G_R} H''_n \end{aligned}$$

where the derivation sequence in the grammar G_L (G_R) is the induced embedding from the derivation sequence in G_I over the grammar embedding l (r). The language of B , denoted $L(B)$, is the set of all graph rewrite rules $H'_n \xleftarrow{l_n} H_n \xrightarrow{r_n} H''_n$ obtained by performing concrete parallel derivations, where l_n and r_n are the induced embeddings (monos) given from Lemma 5.2.12.

Therefore, by performing parallel derivations, a B-edNCE pattern can be used to specify infinitely many rewrite rules between concrete graphs. In this sense, a B-edNCE pattern may be seen as representing an equational schema between families of graphs.

Example 5.2.14. Consider the B-edNCE pattern from Example 5.2.11. Every parallel instantiation of length n gives us a graph rewrite rule which may be used for rewriting. For example, a derivation of length 3 results in the following graph rewrite rule:



where the concrete graphs form a span which is a graph rewrite rule. The particular morphisms for the span are induced from the B-edNCE rewrite rule, as explained in the previous definition. This particular rule rewrites K_3 to $K_{1,3}$ by deleting one edge.

In Section 5.1, we showed how to compute pushout complements and we identified the matching conditions under which they exist. However, arbitrary grammar matchings may result in grammars whose induced languages are difficult to reason about using the B-edNCE patterns that we have. So, we shall introduce *saturated grammar matchings* which are special kinds of grammar matchings. We will later prove that by restricting ourselves to saturated grammar matchings, we will be able to rewrite entire B-edNCE grammars using a B-edNCE pattern in a way which allows us to relate concrete derivations using the graph rewrite rules induced by the pattern.

Definition 5.2.15 (Saturated grammar matching). Given a B-edNCE pattern $G_L \xleftarrow{l} G_I \xrightarrow{r} G_R$ with initial nonterminal label S , and given a B-edNCE grammar G_H , we say that $m : G_L \rightarrow G_H$ is a *saturated grammar matching*, if the following conditions are satisfied:

Embedding: $m : G_L \rightarrow G_H$ is a monomorphism

Production saturation: For every production $p \in G_L$, let $l(p) := p_L, r(p) = p_R$ and let $m \circ l(p) = p_H$. Then, the restriction of m to $m' : rhs(p_L) \rightarrow rhs(p_H)$ is an extended graph saturated matching with respect to the restrictions of l and r to $rhs(p_L) \xleftarrow{l'} rhs(p) \xrightarrow{r'} rhs(p_R)$

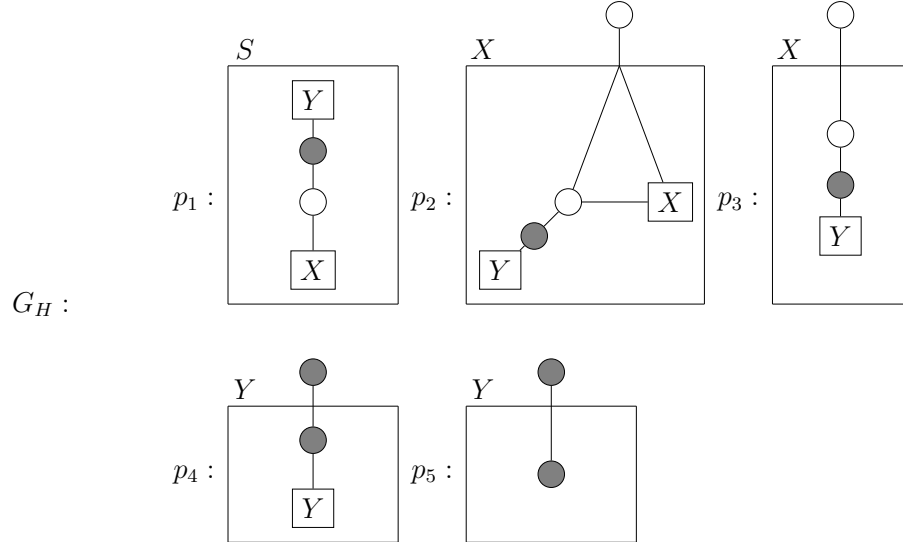
Production branching: For every production $p \in G_H$, if there exists a production $p' \in G_L$, such that $m(p') = p$, then for any $q \in G_H$ with $lhs(p) = lhs(q)$, there exists $q' \in G_L$, such that $m(q') = q$

Initiality: The initial nonterminal label of G_H is either S or it is not used by any vertex in G_L .

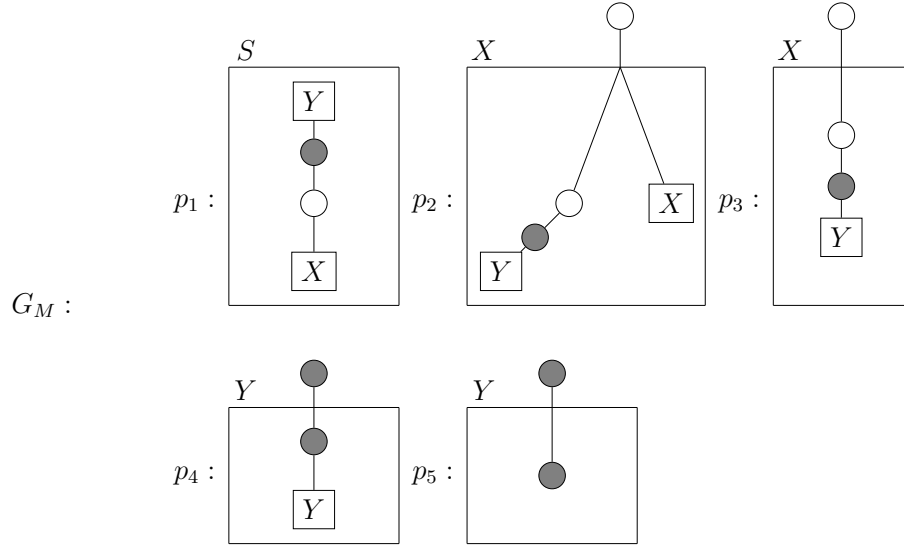
Nonterminal covering: For each nonterminal vertex $x \in G_H$, if $\lambda(x)$ is a label used in G_L and $x \notin m(G_L)$, then $\lambda(x) = S$.

Again, as in the case of extended graph saturated matching, these conditions are stronger than what is needed in order to perform DPO rewriting on edNCE grammars. However, they guarantee that derivations in the grammar are admissible in the sense shown in Theorem 5.2.25.

Example 5.2.16. Consider the B-edNCE rewrite pattern from Example 5.2.11. This rewrite pattern may be matched onto another B-edNCE grammar G_H , given by:



where again the matching is uniquely determined by the labels of the productions and vertices. This is an example of a saturated matching. If we decide to perform the rewrite at this matching, then the result will be the B-edNCE grammar G_M , given by:



The rewrites are performed locally, on a per-production basis. The language G_H consists of complete graphs, where in addition, each vertex of the complete graph has a (grey) line graph of arbitrary length glued onto it. Similarly, the language of G_M consists of a star graph, where there are (grey) line graphs glued onto each of the star vertices.

We proceed by showing how a saturated matching between two grammars relates their derivation trees (cf. Subsection 2.5.3). For this, we first need to introduce an additional definition.

Definition 5.2.17 (Matched nodes, edges in derivation tree). Given a saturated grammar matching $m : G_L \rightarrow G_H$ and a derivation tree T for G_H , we say that a node n of T is *matched*, if there exists a production $p' \in G_L$ such that $m(p') = \lambda_T(n)$. We say that an edge e of T is *matched*, if its identified nonterminal vertex is in the image of m .

The following lemma describes the effect of the embedding, production branching, initiality and nonterminal covering conditions and relates some derivations in the grammar G_H to those of G_L (and thus also, G_I and G_R).

Lemma 5.2.18. *Given a B-edNCE pattern $G_L \xleftarrow{l} G_I \xrightarrow{r} G_R$ with initial nonterminal label S , a saturated grammar matching $m : G_L \rightarrow G_H$ and given a concrete derivation tree T for G_H then for any maximal subtree Y of T , such that Y consists only of matched nodes and matched edges, there exists an isomorphic concrete derivation tree Y' for G_L .*

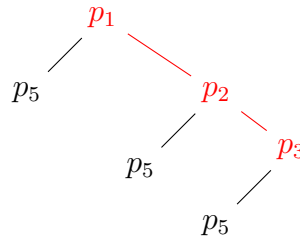
Proof. Let the root of Y be n and let's assume it has label p . If n is also the root of T , then $lhs(p) = S$ by the initiality condition. Otherwise, consider the predecessor of n which we shall call k . If k is not a matched node, then it follows from the nonterminal covering condition that $lhs(p) = S$. If k is a matched node, then the edge between k and n is not matched as otherwise we would violate the maximality assumption for Y . Then, it follows $lhs(p) = S$ by the nonterminal covering condition. Therefore, in all cases, $lhs(p) = S$.

From this, by using the production branching condition, we get that there exists $p' \in G_L$ with $lhs(p') = S$ and $m(p') = p$. The root of Y' is then a node with label p' .

Using an inductive argument, we can explain how to construct the rest of Y' . Let k be a node in Y for which we have already constructed its isomorphic counterpart k' in Y' . Let h be any child of k which is also in Y and let its label be p . Then, h is a matched node and therefore we can construct a node h' in Y' with label $p' \in G_L$, such that $m(p') = p$, as required. The parent edge e of h is a matched edge, therefore it identifies a nonterminal vertex x in the image of m . Thus, we can construct an edge e' from k' to h' in Y' which identifies the pre-image of x .

What remains to be shown is that the tree Y' is concrete. We already know that the root of Y' is an initial production of G_L , so the proposition will follow if we prove that every node in Y' has as many children as it has nonterminal vertices in its associated production in G_L . This is equivalent to proving that every node in Y has as many children as nonterminal vertices in the image of m in its associated production in G_H (because nonterminal vertices which aren't in the image of m cannot have matched edges associated to them). The tree T is concrete and therefore every node has the full number of children possible in T . Y is a maximal subtree where all nodes and edges are matched and by definition an edge is matched iff its associated nonterminal vertex in the parent production is in the image of m . This completes the proof. \square

Example 5.2.19. Continuing on from Example 5.2.16, consider the rewrite described there (which is over a saturated matching). Then, for the derivation tree for the grammar G_H given by:



the maximal subtree consisting of matched nodes and edges is coloured in red. That is because only these productions are matched from the B-edNCE pattern. Also, it's easy to see that the corresponding derivation tree consisting of only the red nodes and edges is concrete for the B-edNCE pattern.

We have seen that B-edNCE patterns are useful for relating the derivations between a triple of grammars. However, when we rewrite a target grammar, we wish to relate its language to the language of the result of the rewrite. In order to do this, we will introduce a notion which is similar to that of B-edNCE pattern, but instead it is defined over a pair of grammars.

Definition 5.2.20 (B-edNCE Correspondence). A B-edNCE *correspondence* is a couple of B-edNCE grammars $B := (G_L, G_R)$, such that there is a label-preserving bijection between the productions of both grammars. Moreover, there's also a label-preserving bijection between the nonterminals in corresponding productions of the grammars. In addition, both grammars have the same initial nonterminal label.

So, a B-edNCE correspondence is very similar to a B-edNCE pattern, but it doesn't have a third (boundary) grammar. We shall use a B-edNCE correspondence to keep track of how DPO rewrite rules modify a B-edNCE grammar and relate the languages of the original and modified grammar. Similarly to B-edNCE patterns, we are able to perform parallel instantiations in a similar way.

Definition 5.2.21 (B-edNCE correspondence instantiation). Given a B-edNCE correspondence (G_1, G_2) , an *instantiation* is given by a pair of concrete derivations:

$$\begin{array}{ccccccc} sn(S, v_1) \Rightarrow_{v_1, p_1}^{G_1} & H_1 & \Rightarrow_{v_2, p_2}^{G_1} & H_2 & \Rightarrow_{v_3, p_3}^{G_1} & \cdots \Rightarrow_{v_n, p_n}^{G_1} & H_n \\ sn(S, v_1) \Rightarrow_{v_1, F(p_1)}^{G_2} & H'_1 & \Rightarrow_{F(v_2), F(p_2)}^{G_2} & H'_2 & \Rightarrow_{F(v_3), F(p_3)}^{G_2} & \cdots \Rightarrow_{F(v_n), F(p_n)}^{G_2} & H'_n \end{array}$$

where F is the bijection between the productions and nonterminal vertices of the correspondence.

Clearly a B-edNCE pattern and a B-edNCE correspondence are very closely related. In fact, every B-edNCE pattern induces a B-edNCE correspondence by choosing any two of its grammars (and defining the necessary bijection appropriately). Our next lemma shows the interplay between B-edNCE patterns, saturated matchings and B-edNCE correspondences.

Lemma 5.2.22. *If G_H is a B-edNCE grammar and G_M is an \mathcal{S} -rewrite of G_H over a B-edNCE pattern $B := G_L \xleftarrow{l} G_I \xrightarrow{r} G_R$ at saturated matching $m : G_L \rightarrow G_H$, where:*

$$\begin{array}{ccccc}
G_L & \xleftarrow{l} & G_I & \xrightarrow{r} & G_R \\
\downarrow m & & \downarrow k & & \downarrow f \\
G_H & \xleftarrow{s} & G_K & \xrightarrow{g} & G_M
\end{array}$$

then (G_H, G_M) is a B-edNCE correspondence. Moreover, the bijection $F : P_{G_H} \rightarrow P_{G_M}$ between the productions of G_H and G_M is given by:

$$F(p) = \begin{cases} f \circ r(p') & \text{if } p = m \circ l(p'), \text{ where } p' \in G_I \\
g(p') & \text{if } p = s(p'), \text{ where } p' \in G_K, p' \notin k(G_I) \end{cases}$$

and the bijection G between the nonterminal vertices of G_H and G_M is given by:

$$G(x) = \begin{cases} f \circ r(x') & \text{if } x = m \circ l(x'), \text{ where } x' \in G_I \text{ is a nonterminal vertex} \\
g(x') & \text{if } x = s(x'), \text{ where } x' \in G_K, x' \notin k(G_I) \text{ and } x' \text{ is a nonterminal vertex} \end{cases}$$

Proof. An \mathcal{S} -rewrite in **edNCE** does not modify the initial nonterminal label of the grammar. Therefore, both grammars G_H and G_M have the same initial nonterminal.

The fact that there is a bijection between the productions of G_H and G_M follows after recognizing that only the bodies of the productions in G_H are rewritten. In particular, notice that each production $p \in G_L$ (G_R) is in the image of l (r). Therefore, no productions are added, nor removed when performing the rewrite. This means that the definition of F above is complete (in the sense that it is totally defined) and checking that it is a label-preserving bijection follows immediately.

Showing that G is a bijection on nonterminal vertices follows by a completely analogous argument. The two grammars only differ in the bodies of the productions in the image of m which are modified by a rule B_p from the pattern B . But, by definition of B-edNCE pattern, any such rewrite rule neither deletes, nor adds nonterminal vertices. This means that the definition of G is complete and checking that it is a label-preserving bijection follows immediately. If x is a nonterminal vertex in production p of G_H , then $F(x)$ is a nonterminal vertex in production $G(p)$ of G_M . This follows because both bijections are defined in terms of the same morphisms, which preserve the structure of the grammars.

We also have to show in addition that G_M is a B-edNCE grammar. This follows immediately after recognizing that a rule B_p from a B-edNCE pattern cannot add edges between nonterminal vertices, nor can it add connection instructions of the form (X, α, β, x, d) , where X is a nonterminal label, as this violates the definition of B-edNCE grammars. \square

As the above lemma shows, when we are doing grammar rewrites over saturated matchings, then we get a B-edNCE correspondence. In particular, the bijections F and G relate nonterminal vertices and productions from G_H to those of G_M . If $x(p)$ is a nonterminal vertex (production) of G_H and $x'(p')$ is a nonterminal vertex (production) of G_M , such that $G(x) = x'$ ($F(p) = p'$), then we shall say that x and x' (p and p') are *corresponding* nonterminal vertices (productions). In particular, if in the above lemma all morphisms are subgraph inclusions, then the two bijections are simply the identity function.

The following lemma won't be used for the proof of the main theorem in this section, but it will be useful for multiple proofs in the next section. It is similar in spirit to Lemma 5.2.6 in that it shows that saturated matchings are preserved by rewrites.

Lemma 5.2.23. *Given a B-edNCE pattern $B := G_L \xleftarrow{l} G_I \xrightarrow{r} G_R$, a B-edNCE grammar G_H and a saturated matching $m : G_L \rightarrow G_H$, then if $G_H \rightsquigarrow_{B,m} G_M$ is an \mathcal{S} -rewrite, with:*

$$\begin{array}{ccccc} G_L & \xleftarrow{l} & G_I & \xrightarrow{r} & G_R \\ m \downarrow & & k \downarrow & & \downarrow f \\ G_H & \xleftarrow{s} & G_K & \xrightarrow{g} & G_M \end{array}$$

then f is a saturated grammar matching with respect to the B-edNCE pattern $G_R \xleftarrow{r} G_I \xrightarrow{l} G_L$.

Proof. We have assumed that G_M is an \mathcal{S} -rewrite of G_H and therefore from the partially adhesive structure of **edNCE** we know that all of the morphisms in the DPO diagram, including f are monomorphisms. Therefore, the **Embedding** condition is satisfied by f . The **Production saturation** condition follows immediately by applying Lemma 5.2.6 to each rewritten production. The remaining conditions follow easily by making use of the results from Lemma 5.2.22. In particular, the **Initiality** condition for f is easily seen to be satisfied by combining the fact that (G_H, G_M) forms a B-edNCE correspondence and the fact that the same condition is satisfied for the saturated matching m . The **Production branching** condition is satisfied, because the grammar rewrite only modifies the RHS of the productions, thus each modified production is in the image of f iff its unmodified corresponding production is in the image of m and therefore the condition follows from the **Production branching**

condition which is satisfied for m . Finally, the **Nonterminal covering** condition is satisfied for f , because G_L and G_R use the same nonterminal labels, each nonterminal $x \notin f(G_R)$ iff $x' \notin m(G_L)$, where x' is the corresponding nonterminal vertex of x in G_R , and because the **Nonterminal covering** condition is satisfied for m . \square

A B-edNCE correspondence between two grammars G_1 and G_2 allows us to pair up concrete graphs from $L(G_1)$ and $L(G_2)$. Our final definition from this section is the notion of an *admissible* B-edNCE correspondence. In short, an admissible correspondence with respect to a set of rewrite rules \mathcal{R} allows us to rewrite any graph from $L(G_1)$ into its corresponding graph from $L(G_2)$ using some rewrite rules from \mathcal{R} . Essentially, the next definition formalizes the notion of a sound transformation between two grammars.

Definition 5.2.24 (Admissibility). A B-edNCE correspondence $B = (G_L, G_R)$ is *admissible* with respect to a set of rewrite rules \mathcal{R} , if for every instantiation of B :

$$\begin{aligned} sn(S, u_1) &\Longrightarrow_*^{G_L} H \\ sn(S, u_1) &\Longrightarrow_*^{G_R} H' \end{aligned}$$

there exists a sequence of rewrite rules $s_1, \dots, s_n \in \mathcal{R}$, such that $H \rightsquigarrow_{s_1} \dots \rightsquigarrow_{s_n} H'$.

The main result in this section is the next theorem. It states that when we restrict ourselves to saturated grammar matchings, then the result of the rewrite is an admissible correspondence with respect to the language of rewrite rules induced by the rewrite pattern.

Theorem 5.2.25. *Given a B-edNCE pattern $B := G_L \leftarrow G_I \rightarrow G_R$, a B-edNCE grammar G_H and a saturated matching $m : G_L \rightarrow G_H$, then if $G_H \rightsquigarrow_{B,m} G'_H$ is an \mathcal{S} -rewrite, then it follows (G_H, G'_H) is a B-edNCE correspondence admissible with respect to $L(B)$.*

Proof. From Lemma 5.2.22, we know that (G_H, G'_H) is indeed a B-edNCE correspondence. Thus, for every concrete derivation tree T of G_H , an isomorphic concrete derivation tree T' exists for G'_H . However, the yield of T and the yield of T' may differ. In particular, any subtree consisting entirely of non-matched nodes in T has the same yield as its corresponding subtree in T' . But a subtree consisting of matched nodes in T may have a different yield compared to its corresponding tree in T' .

In the base case, if we consider a single matched node u in T and its corresponding node u' in T' , then if the label of u is a production p of G_H , then the label of u' is

a production p' obtained by performing the rewrite $rhs(p) \rightsquigarrow_{B_{p_l}, m_p} rhs(p')$, where $p_l \in G_L$ is the production of G_L such that $m(p_l) = p$ and m_p is the restriction of m to $rhs(p)$. Thus, by repeatedly applying Theorem 5.2.9, we know there exist m' and R , such that $yield(Y) \rightsquigarrow_{R, m'} yield(Y')$, for any subtree Y of T consisting of matched nodes and edges and Y' is its corresponding tree in T' . If we choose Y to be maximal with respect to matched nodes and edges, then by Lemma 5.2.18 R would be in $L(B)$. This means R is a standard DPO rewrite rule on terminal graphs. Then, if Y_i are the maximal subtrees of T consisting of matched nodes and edges and Y'_i are their corresponding counterparts in T' , we can rewrite $yield(T) \rightsquigarrow_s yield(T')$ using a sequence of rewrite rules s consisting of rules R_i obtained as already explained (where the matchings extend trivially). The rules R_i can be applied in any order, or in fact all at the same time in parallel, as they are matched on disjoint parts of the graph $yield(T)$.

What remains to be shown is that the no-dangling edges condition for DPO rewriting on graphs is satisfied when applying each rewrite rule R_i to the larger graph $yield(T)$ and we also need to explain how to extend the matchings to the larger graph $yield(T)$ from what we have already described.

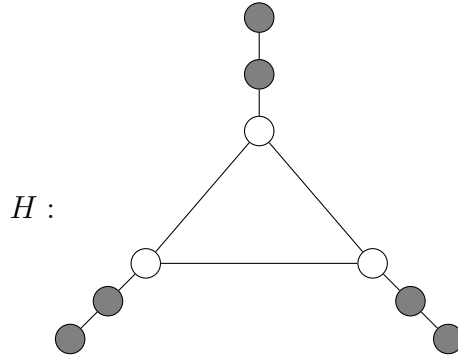
Note, that for any maximal matched subtree Y of T , $yield(Y)$ is in general a sentential form of G_H . As already explained, we can rewrite such a sentential form to the corresponding sentential form $yield(Y')$ of G'_H using a graph rewrite rule R at a matching m' , that is, $yield(Y) \rightsquigarrow_{R, m'} yield(Y')$. However, in $yield(T)$ some of the nonterminal vertices of $yield(Y)$ may be expanded, and, in addition, $yield(Y)$ may itself be substituted for another nonterminal vertex of another sentential form. In both cases, we can extend the match m' to $yield(T)$ trivially – m' maps a terminal graph to a terminal graph of $yield(Y)$, which is unmodified after all substitutions in $yield(T)$, therefore the extended matching is the same as m' , where only the codomain is changed. Because that matching is injective, we need to show the standard no-dangling edges condition for graphs is satisfied.

Observe, that the root of Y is labelled by the initial nonterminal label of G_L . Thus, by assumption, this production has no connection instructions in G_L and therefore neither does the corresponding production in G_H (follows from the production saturation condition). Therefore, substituting $yield(Y)$ for any nonterminal vertex in any sentential form of G_H cannot establish new edges to any of its vertices. Thus, dangling edges may only be established by an expansion of a nonterminal in $yield(Y)$. However, because Y is maximal with respect to matched nodes and edges, this means that the only non-expanded nonterminal vertices in Y are outside of the image of the

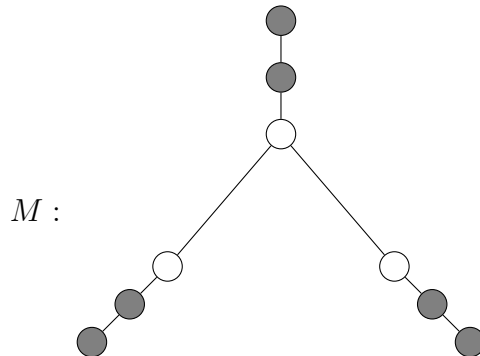
matching m . Then, due to the no-dangling condition which is satisfied locally for each production, these nonterminal vertices may only be adjacent to either boundary vertices of $yield(Y)$ (with respect to the rewrite rule R) or vertices outside of the image of m . In either case, expanding such a nonterminal vertex cannot create a dangling edge and therefore the extended matching satisfies the no-dangling edges condition. \square

The results in this section are not directly concerned with string graphs or string diagrams. They have been stated in general for B-edNCE grammars which generate languages of (arbitrary) graphs. It might be possible that these results are applicable in other domains, but we leave this question open for future work.

Example 5.2.26. Continuing the running example from this section, consider the derivation tree Y from Example 5.2.19. Its yield for the grammar G_H is the graph H , given by:



The same derivation tree may be used for grammar G_M (because the two grammars form a B-edNCE correspondence) and its yield is the graph M , given by:



Then, from the main theorem in this section, we know that we can rewrite $H \rightsquigarrow_{m,s} M$, where both the matching m and the rewrite rule s are induced from the B-edNCE pattern used for the rewrite in combination with the derivation tree Y . In particular, in order to obtain the rewrite rule s , we simply take all the maximal matched subtrees

(in this case it is only one) whose yields are then concrete graph rewrite rules which we need to apply. In this case, s may be constructed by the parallel derivation from Example 5.2.14, as this is the yield of the maximal matched subtree of Y when evaluated at the pattern.

In summary, we have shown how to rewrite B-edNCE grammars using B-edNCE rewrite patterns in such a way that we can systematically relate their languages using DPO rewrites induced by the rewrite patterns. In the following sections, we will build upon these results by showing how to extend them to B-ESG grammars, so that we may apply these techniques to the languages of string graphs (and thus string diagrams) we are interested in. Then we will see that the notion of admissibility we have introduced in this section translates into sound rewrites of the string diagram families we are representing.

5.3 B-ESG rewrite rules

In Chapter 4 we introduced B-ESG grammars which generate languages of string graphs and which have some important decidability properties. We can use a single B-ESG grammar to represent a single family of string graphs. However, we still have not described how to represent equational schemas between families of string graphs. This is the primary contribution of this section.

We begin by introducing two auxiliary definitions.

Definition 5.3.1 (Production input/output/isolated vertex). Given a B-ESG grammar B , we say that a wire-vertex w is a *production input* if its production in-degree is zero. w is a *production output* if its production out-degree is zero. w is a *production isolated wire-vertex* if its production in-degree and production out-degree are both zero.

Definition 5.3.2 (B-ESG normal form). A B-ESG grammar $B = (G, T)$ is in *B-ESG normal form* if G :

- is neighbourhood preserving
- is context-consistent
- contains no useless connection instructions
- is reduced

Moreover, we will say that B is in *proper B-ESG normal form*, if B is in B-ESG normal form and also G contains no production isolated wire-vertices.

Next, we introduce the notion of *B-ESG rewrite pattern* which extends the notion of B-edNCE correspondence to B-ESG grammars. As such, we can use B-ESG rewrite patterns to relate the languages of two B-ESG grammars.

Definition 5.3.3 (B-ESG rewrite pattern). A *B-ESG rewrite pattern* is a pair of B-ESG grammars $B_1 = (G_1, T)$ and $B_2 = (G_2, T)$, where (G_1, G_2) form a B-edNCE correspondence and such that both grammars G_1 and G_2 are in proper B-ESG normal form. Moreover, corresponding pairs of productions p and p' in G_1 and G_2 satisfy the following condition:

IO: There is a label-preserving bijection between the production inputs (outputs) in p and the production inputs (outputs) in p' .

In the above definition, grammars G_1 and G_2 form a B-edNCE correspondence and therefore we may perform parallel derivation sequences on both grammars G_1 and G_2 in the same way as in the previous section, which would generate a pair of encoded string graphs. If we follow this by a decoding, then we would get a pair of string graphs. This is made precise by the next definition.

Definition 5.3.4 (B-ESG pattern instantiation). Given a B-ESG rewrite pattern (B_1, B_2) , with $B_1 = (G_1, T)$ and $B_2 = (G_2, T)$ a B-ESG pattern *instantiation* is given by an instantiation for (G_1, G_2) , followed by a decoding:

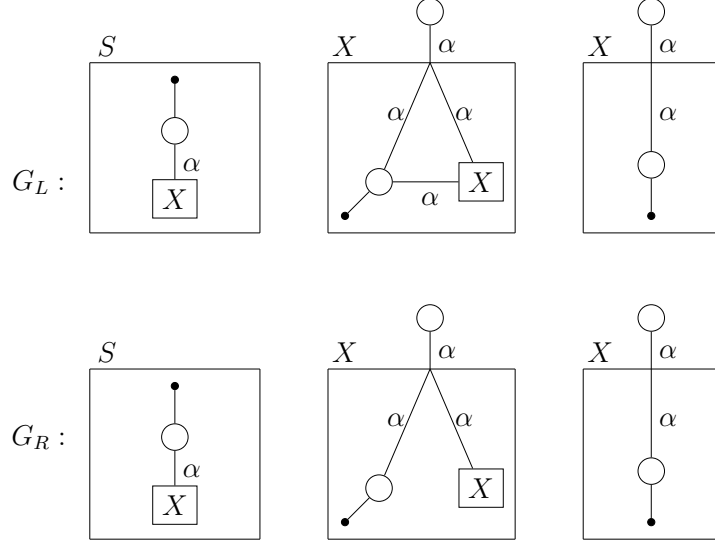
$$\begin{array}{ccccccc} sn(S, v_1) \xRightarrow{G_1}_{v_1, p_1} & H_1 & \xRightarrow{G_1}_{v_2, p_2} & H_2 & \cdots \xRightarrow{G_1}_{v_n, p_n} & H_n & \xRightarrow{T}_* F \\ sn(S, v_1) \xRightarrow{G_2}_{v_1, K(p_1)} & H'_1 & \xRightarrow{G_2}_{K(v_2), K(p_2)} & H'_2 & \cdots \xRightarrow{G_2}_{K(v_n), K(p_n)} & H'_n & \xRightarrow{T}_* F' \end{array}$$

where K is the bijection between the productions and nonterminal vertices of the correspondence (G_1, G_2) .

In other words, we use an identical derivation sequence in the two B-edNCE grammars to get two encoded string graphs, which are then uniquely decoded using the rewrite rules of T .

Example 5.3.5. As a concrete example, our framework allows one to represent the B-ESG rewrite pattern $B := (B_L, B_R)$, where the grammars are given by:

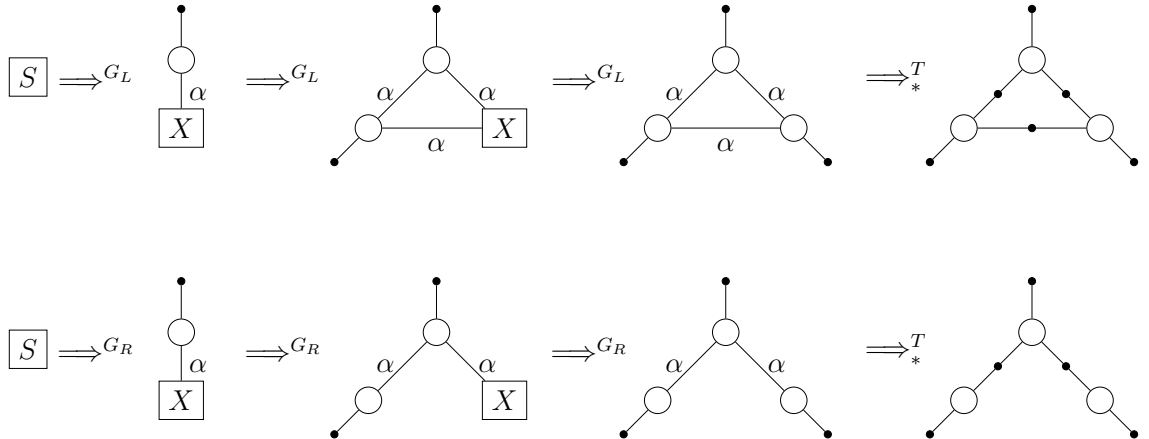
$$T : \quad \text{---} \alpha \text{---} \quad \Rightarrow^T \quad \text{---} \bullet \text{---}$$



and where the required bijections map the productions vertically as they appear. The mapping on the wire-vertices and nonterminals is then obvious, because all productions have one wire-vertex and one nonterminal vertex. This rewrite pattern relates a complete string graph (where all node-vertices have one output) to a star string graph (where all node-vertices have one output).

This example is particularly interesting, because it contains the essential graph data of the 'Y- Δ rule' from electrical circuits [14] as well as the *local complementation* rule for which we mentioned in the introduction that it is very important for *measurement-based quantum computation* [50, 20].

Every parallel instantiation of length n thus gives a pair of string graphs where their inputs and outputs are in 1-1 correspondence. For example, a parallel derivation of length 3 (not counting decoding), gives us:



Observe, that after each derivation step, the inputs/outputs and the nonterminal vertices are in bijection.

Definition 5.3.6 (Category of B-ESG grammars). The category of B-ESG grammars over a decoding system T , denoted $\mathbf{B-ESG}_T$, or simply $\mathbf{B-ESG}$ if T is clear from the context, has objects B-ESG grammars $B = (G, T)$. A morphism h between two B-ESG grammars $B_1 = (G_1, T)$ and $B_2 = (G_2, T)$ is an **edNCE** morphism $h : G_1 \rightarrow G_2$.

In the above definition, we are using the same symbol to refer to both a **B-ESG** morphism and also its underlying **edNCE** morphism. We do this for simplicity, because the two are exactly the same. It will always be clear from context to which notion we are referring to. It is also obvious that, for any choice of T , $\mathbf{B-ESG}_T$ is isomorphic to the full subcategory of **edNCE** whose objects satisfy the B-ESG conditions. Also, for brevity, if we denote a B-ESG grammar as B_X , then its underlying edNCE grammar will be denoted G_X , so that $B_X = (G_X, T)$. From now on, we also assume that the decoding system T is fixed for all B-ESG grammars.

We proceed by defining *B-ESG rewrite rules*. A B-ESG rewrite rule is simply a B-edNCE rewrite pattern which has been extended to B-ESG grammars. B-ESG rewrite rules, can be used to relate the languages of three B-ESG grammars and they are used in order to generate a language consisting of string graph rewrite rules.

Definition 5.3.7 (B-ESG rewrite rule). A *B-ESG rewrite rule* is a span of monos $B_L \xleftarrow{l} B_I \xrightarrow{r} B_R$, in $\mathbf{B-ESG}$, where $B_L = (G_L, T)$, $B_I = (G_I, T)$, $B_R = (G_R, T)$, such that $G_L \xleftarrow{l} G_I \xrightarrow{r} G_R$ is a B-edNCE pattern such that for every triple of corresponding productions p_L, p_I, p_R in G_L, G_I, G_R respectively, we have:

Boundary: p_I contains only nonterminal vertices and isolated wire-vertices and it contains no edges, connection instructions or node-vertices.

IO1: l and r are surjections on the production inputs (outputs) between p_I and p_L , p_I and p_R respectively.

IO2: For every wire-vertex $w \in p_I$, $l(w)$ and $r(w)$ are both a production input (output) in p_L and p_R respectively.

Moreover, G_I is in B-ESG normal form and grammars G_L, G_R are both in proper B-ESG normal form.

B-ESG rewrite rules and B-ESG rewrite patterns are very tightly related. The next two lemmas show that they are interchangeable – we can get a B-ESG rewrite rule from a B-ESG rewrite pattern and vice-versa. So, a natural question to ask is why do we introduce two different notions which are recoverable from one another. This is because a B-ESG rewrite rule explicitly generates a language consisting of string graph rewrite rules (as we shall prove) while a B-ESG rewrite pattern is useful for describing the relationship between grammar rewrites (in this sense it is similar to a B-edNCE correspondence).

However, note that the analogous notions – B-edNCE patterns and B-edNCE correspondences – are not interchangeable. The reason why this is the case is because string graph rewrite rules have a natural boundary – it simply consists of all of the inputs and outputs which must be the same in both the left-hand side and the right-hand side of each rule (cf. Section 2.3). However, no such analogous notion exists for arbitrary graphs.

Lemma 5.3.8. *If $B_L \xleftarrow{l} B_I \xrightarrow{r} B_R$ is a B-ESG rewrite rule, then (B_L, B_R) is a B-ESG rewrite pattern.*

Proof. The only property which isn't immediately obvious is the **IO** property from the definition of B-ESG rewrite pattern. However, this follows by combining properties **IO1** and **IO2** from the definition of B-ESG rewrite rule. In particular, the bijection can be defined by identifying $l(w)$ with $r(w)$ for each wire-vertex $w \in G_I$. Condition **IO2** ensures $l(w)$ and $r(w)$ are both production inputs (outputs) and condition **IO1** ensures that every production input (output) in G_L and G_R is covered by l and r in this way. \square

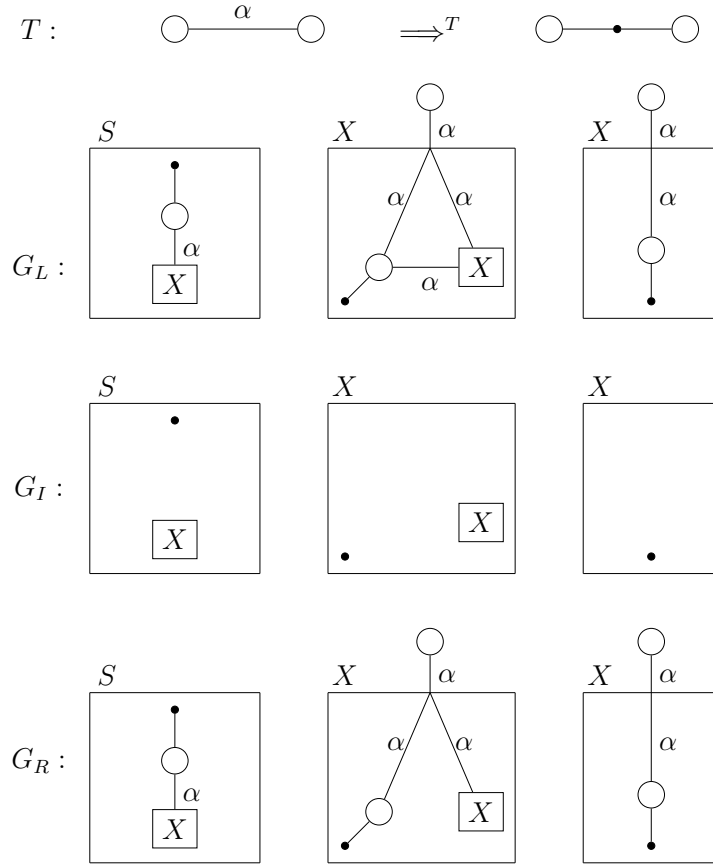
Lemma 5.3.9. *If (B_L, B_R) is a B-ESG rewrite pattern, with $B_L = (G_L, T)$ and $B_R = (G_R, T)$, then there exists a unique (up to isomorphism) B-ESG grammar $B_I = (G_I, T)$ and monos l and r , such that $B_L \xleftarrow{l} B_I \xrightarrow{r} B_R$ is a B-ESG rewrite rule.*

Proof. The triple (G_L, G_I, G_R) has to be a B-edNCE pattern. This means that if G_L and G_R have n productions, then G_I must have n productions as well. Moreover $G_L \xleftarrow{l} G_I \xrightarrow{r} G_R$ is a span and l and r establish the bijective correspondence between the productions of the three grammars. So, if the productions of G_L are $\{X_i \rightarrow (D_i, C_i)\}_{i \in \mathcal{I}}$, then we can assume without loss of generality that the productions of G_I are given by $\{X_i \rightarrow (D'_i, C'_i)\}_{i \in \mathcal{I}}$. Let's consider a triple of corresponding productions $p_L = X_i \rightarrow (D_i, C_i)$, $p_I = X_i \rightarrow (D'_i, C'_i)$ and $p_R = X_i \rightarrow (D''_i, C''_i)$ in G_L, G_I and G_R respectively. From the B-edNCE pattern requirement, it follows that the nonterminal

vertices in D'_i are determined by those of D_i (or D''_i). Then, the **Boundary** condition implies $C'_i = \emptyset$ and that D'_i may contain only some number of isolated wire-vertices. However, the number of isolated wire-vertices and their labels are then completely determined by those of D_i (or D''_i) thanks to the **IO1** and **IO2** conditions. Thus, the grammar G_I is unique, up to isomorphism, if it exists.

The existence of G_I can be demonstrated by simply taking the same productions like those of G_L (or those of G_R) and removing from each production all: wire-vertices which are not production inputs or outputs; node-vertices; edges; and connection instructions. Then, the monomorphism $l : G_I \rightarrow G_L$ is simply the grammar inclusion and the mono $r : G_I \rightarrow G_R$ can be defined by the composition of l with the bijection from the definition of B-ESG rewrite pattern. \square

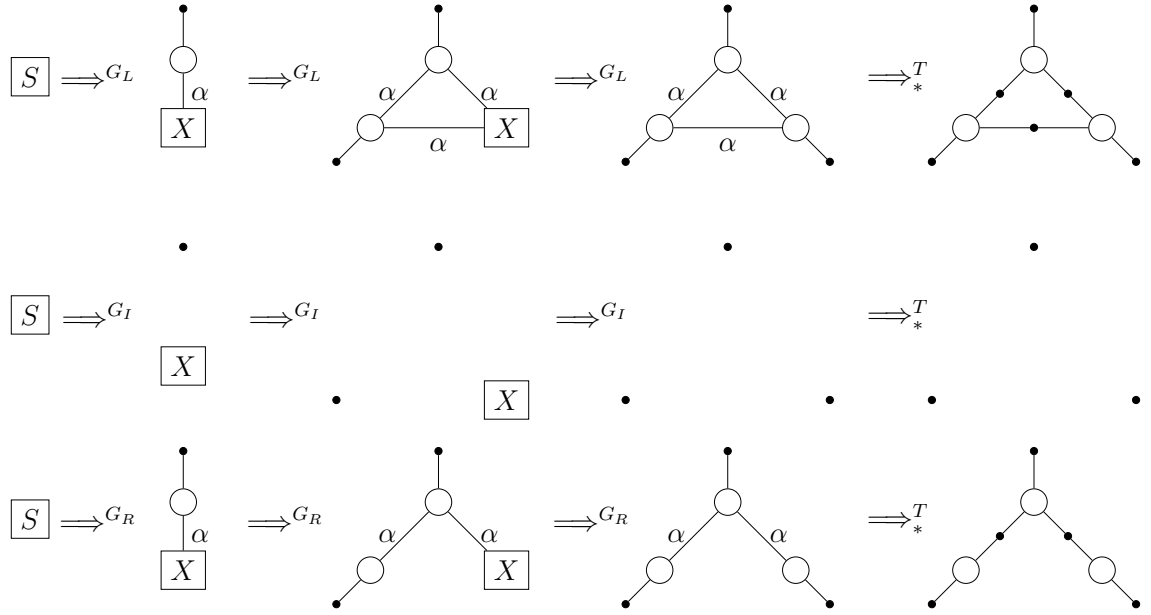
Example 5.3.10. Let's consider the rewrite pattern from Example 5.3.5. To get a B-ESG rewrite rule $B := B_L \xleftarrow{l} B_I \xrightarrow{r} B_R$ from it, we simply copy all of the productions of either G_L or G_R and then we remove everything in the bodies of the productions, except for the nonterminal vertices and the inputs/outputs:



where l and r map each production of G_I vertically up or down respectively. Note that in this case the mapping on the vertices is uniquely determined by their labels,

because all productions have one wire-vertex and one nonterminal vertex. This rewrite rule will rewrite a complete string graph (where all node-vertices have one output) to a star string graph (where all node-vertices have one output).

Every parallel instantiation of length n thus gives us a string graph rewrite rule which may be used for rewriting. For example, a derivation of length 3 (not counting decoding) gives us:



where the concrete string graphs form a span which is a string graph rewrite rule. The particular morphisms for the span are induced from the B-ESG rewrite rule, as explained in Definition 5.3.12, which we shall soon provide.

Before we introduce our notion of instantiation for B-ESG rewrite rule, it is useful to present the next lemma. It shows that if one encoded string graph embeds into another, then so do their decoded counterparts.

Lemma 5.3.11. *Given encoded string graphs H, K and a monomorphism $m : H \rightarrow K$, then there exists a monomorphism $m' : H' \rightarrow K'$, where $H \Rightarrow_*^T H'$ and $K \Rightarrow_*^T K'$. We will refer to this monomorphism as the decoded embedding of H' into K' .*

Proof. We can define m' by induction on the number of encoding edges of H .

If H contains no encoding edges, then $m' = m$. Otherwise, to construct a mono for a single decoding step by replacing some edge $e \in H$, consider the following. Since $m : H \rightarrow K$ is a monomorphism, then there exists an edge $m(e) \in K$ which is also an encoding edge. Then, m' acts exactly as m on all vertices and edges,

except on the newly introduced ones after performing the decoding $H \Rightarrow_e^T H'$ and $K \Rightarrow_{m(e)}^T K'$, where it is undefined. However, by definition, the decoding process will introduce exactly the same graph (up to isomorphism) in both H' and K' , so m' can be trivially extended. \square

Next, we define how to instantiate B-ESG rewrite rules. This is a simple generalisation of B-edNCE pattern instantiations.

Definition 5.3.12 (B-ESG Rewrite Rule Instantiation). Given a B-ESG rewrite rule $B := B_L \xleftarrow{l} B_I \xrightarrow{r} B_R$, a (concrete) instantiation is a B-edNCE pattern instantiation for $G_L \xleftarrow{l} G_I \xrightarrow{r} G_R$ followed by a decoding:

$$\begin{aligned} sn(S, v_1) &\Rightarrow_{v_1, l(p_1)}^{G_L} H'_1 \Rightarrow_{l(v_2), l(p_2)}^{G_L} H'_2 \Rightarrow_{l(v_3), l(p_3)}^{G_L} \cdots \Rightarrow_{l(v_n), l(p_n)}^{G_L} H'_n \Rightarrow_*^T F' \\ sn(S, v_1) &\Rightarrow_{v_1, p_1}^{G_I} H_1 \Rightarrow_{v_2, p_2}^{G_I} H_2 \Rightarrow_{v_3, p_3}^{G_I} \cdots \Rightarrow_{v_n, p_n}^{G_I} H_n \Rightarrow_*^T F \\ sn(S, v_1) &\Rightarrow_{v_1, r(p_1)}^{G_R} H''_1 \Rightarrow_{r(v_2), r(p_2)}^{G_R} H''_2 \Rightarrow_{r(v_3), r(p_3)}^{G_R} \cdots \Rightarrow_{r(v_n), r(p_n)}^{G_R} H''_n \Rightarrow_*^T F'' \end{aligned}$$

The language of B , denoted $L(B)$, is the set of all rewrite rules $F' \xleftarrow{l_F} F \xrightarrow{r_F} F''$ obtained by performing concrete parallel derivations, where $H'_n \xleftarrow{l_n} H_n \xrightarrow{r_n} H''_n$ is the induced embedding given by Lemma 5.2.12 and $F' \xleftarrow{l_F} F \xrightarrow{r_F} F''$ is the decoded embedding given by Lemma 5.3.11 when applied to $H'_n \xleftarrow{l_n} H_n \xrightarrow{r_n} H''_n$.

The main result in this section is to show that every B-ESG rewrite rule induces a language consisting of string graph rewrite rules. From this it easily follows that every pair of corresponding string graphs in a B-ESG rewrite pattern have corresponding inputs and outputs. Therefore, B-ESG rewrite patterns correctly represent equational schemas between families of string diagrams. We have shown B-ESG rewrite patterns and B-ESG rewrite rules are interchangable, but in the last section we will mostly be working with B-ESG rewrite rules. The reason is simple – B-ESG rewrite rules can be readily used for rewriting, whereas B-ESG rewrite patterns cannot (they have to be converted to a B-ESG rewrite rule first).

We will prove the main result by induction. In particular, we will show that every instantiation (not necessarily concrete) is an *ESG-form rewrite rule*, which is a straightforward generalisation of string graph rewrite rule (cf. Definition 2.3.7).

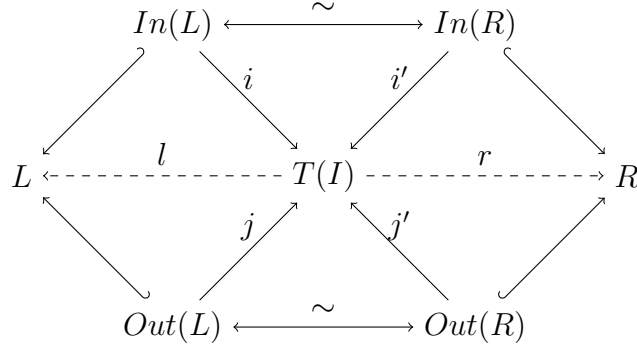
Definition 5.3.13 (ESG-form Rewrite Rule). An *ESG-form rewrite rule* is a span of monomorphisms $L \xleftarrow{l} I \xrightarrow{r} R$, where L, I, R are ESG-forms with the following properties:

P1 L and R do not have any isolated wire vertices

P2 $In(L) \cong In(R)$ and $Out(L) \cong Out(R)$

P3 $T(I) \cong In(L) + Out(L) \cong In(R) + Out(R)$, where $T(I)$ is the full subgraph of I consisting of terminal vertices only

P4 The following diagram commutes :



where i, j, i', j' are the coproduct inclusions. If L, I, R contain no nonterminal vertices, then we say that this is an ESG rewrite rule.

So, in the above definition, we see that if our graphs do not contain any nonterminal vertices, then we get a rewrite rule between encoded string graphs. Furthermore, it is easy to see that a string graph rewrite rule is simply an ESG rewrite rule, where all three graphs contain no encoding edges.

Lemma 5.3.14. *Given a B-ESG rewrite rule, every parallel instantiation:*

$$\begin{aligned} sn(S, v_1) &\Rightarrow_{v_1, l(p_1)}^{G_L} H'_1 \Rightarrow_{l(v_2), l(p_2)}^{G_L} H'_2 \Rightarrow_{l(v_3), l(p_3)}^{G_L} \cdots \Rightarrow_{l(v_n), l(p_n)}^{G_L} H'_n \\ sn(S, v_1) &\Rightarrow_{v_1, p_1}^{G_I} H_1 \Rightarrow_{v_2, p_2}^{G_I} H_2 \Rightarrow_{v_3, p_3}^{G_I} \cdots \Rightarrow_{v_n, p_n}^{G_I} H_n \\ sn(S, v_1) &\Rightarrow_{v_1, r(p_1)}^{G_R} H''_1 \Rightarrow_{r(v_2), r(p_2)}^{G_R} H''_2 \Rightarrow_{r(v_3), r(p_3)}^{G_R} \cdots \Rightarrow_{r(v_n), r(p_n)}^{G_R} H''_n \end{aligned}$$

is an ESG-form rewrite rule.

Proof. We can prove this by induction on the length of the derivation. If the length of the derivation is zero, then we have the span $sn(S, v_1) \xleftarrow{id} sn(S, v_1) \xrightarrow{id} sn(S, v_1)$ which is obviously an ESG-form rewrite rule as there are no inputs, nor outputs.

Assume we have shown that $H'_{n-1} \xleftarrow{l_{n-1}} H_{n-1} \xrightarrow{r_{n-1}} H''_{n-1}$ is an ESG-form rewrite rule. Now, consider the span $H'_n \xleftarrow{l_n} H_n \xrightarrow{r_n} H''_n$. By construction (from Lemma 5.2.12), both l_n and r_n are mono and we know that H'_n, H_n, H''_n are all ESG-forms from Theorem 4.2.15.

We know that all of the grammars are neighbourhood-preserving, this means that the in-degree (out-degree) of vertices in any sentential form cannot decrease as we

expand nonterminal vertices. Moreover, condition W2 from Definition 4.2.12 implies that the in-degree (out-degree) of any wire-vertex cannot increase after applying a production. Therefore, the inputs, outputs and isolated wire-vertices are preserved when applying productions to our sentential forms. Therefore, to prove the proposition, we simply have to show that the newly introduced wire-vertices in H'_n, H_n, H''_n satisfy the required conditions.

We also know that all three grammars are context-consistent and they contain no useless connection instructions. Therefore, if some wire-vertex has production in-degree (out-degree) n , then its in-degree (out-degree) in any sentential form of the grammar will also be n , after applying the production which contains it. This fact is crucial for the proof of this lemma.

Property **P1** follows for the span $H'_n \xleftarrow{l_n} H_n \xrightarrow{r_n} H''_n$ from the induction hypothesis and because neither $l(p_n)$, nor $r(p_n)$ contain production isolated wire-vertices.

Next, we will show that properties **P2** and **P3** hold for inputs (the case for outputs follows by symmetry). This follows by combining the induction hypothesis with conditions **IO1** and **IO2** which are satisfied by the productions $p_n, r(p_n), l(p_n)$.

Finally, property **P4** holds, because the bijections between the inputs/outputs are defined in terms of the embedding morphisms l_n, r_n , so they hold by construction. \square

Corollary 5.3.15. *Given a B-ESG rewrite rule, every concrete parallel instantiation:*

$$\begin{aligned} sn(S, v_1) &\Rightarrow_{v_1, l(p_1)}^{G_L} H'_1 \Rightarrow_{l(v_2), l(p_2)}^{G_L} H'_2 \Rightarrow_{l(v_3), l(p_3)}^{G_L} \cdots \Rightarrow_{l(v_n), l(p_n)}^{G_L} H'_n \\ sn(S, v_1) &\Rightarrow_{v_1, p_1}^{G_I} H_1 \Rightarrow_{v_2, p_2}^{G_I} H_2 \Rightarrow_{v_3, p_3}^{G_I} \cdots \Rightarrow_{v_n, p_n}^{G_I} H_n \\ sn(S, v_1) &\Rightarrow_{v_1, r(p_1)}^{G_R} H''_1 \Rightarrow_{r(v_2), r(p_2)}^{G_R} H''_2 \Rightarrow_{r(v_3), r(p_3)}^{G_R} \cdots \Rightarrow_{r(v_n), r(p_n)}^{G_R} H''_n \end{aligned}$$

is an ESG rewrite rule.

Proof. This follows immediately from the previous lemma after recognising that in a concrete derivation there are no nonterminal vertices left. \square

The main result in this section then follows as a simple consequence of the above results.

Theorem 5.3.16. *The language of every B-ESG rewrite rule consists solely of string graph rewrite rules.*

Proof. Consider a concrete instantiation:

$$\begin{aligned} sn(S, v_1) &\Rightarrow_{v_1, l(p_1)}^{G_L} H'_1 \Rightarrow_{l(v_2), l(p_2)}^{G_L} H'_2 \Rightarrow_{l(v_3), l(p_3)}^{G_L} \cdots \Rightarrow_{l(v_n), l(p_n)}^{G_L} H'_n \Rightarrow_*^T F' \\ sn(S, v_1) &\Rightarrow_{v_1, p_1}^{G_I} H_1 \Rightarrow_{v_2, p_2}^{G_I} H_2 \Rightarrow_{v_3, p_3}^{G_I} \cdots \Rightarrow_{v_n, p_n}^{G_I} H_n \Rightarrow_*^T F \\ sn(S, v_1) &\Rightarrow_{v_1, r(p_1)}^{G_R} H''_1 \Rightarrow_{r(v_2), r(p_2)}^{G_R} H''_2 \Rightarrow_{r(v_3), r(p_3)}^{G_R} \cdots \Rightarrow_{r(v_n), r(p_n)}^{G_R} H''_n \Rightarrow_*^T F'' \end{aligned}$$

where $H'_n \xleftarrow{l_n} H_n \xrightarrow{r_n} H''_n$ is the induced embedding from the parallel derivation in the context-free grammars and where $F' \xleftarrow{l_F} F \xrightarrow{r_F} F''$ is the decoded embedding.

From Theorem 4.2.15, we know that F, F' and F'' are string graphs. From Corollary 5.3.15, we know that $H'_n \xleftarrow{l_n} H_n \xrightarrow{r_n} H''_n$ is an ESG rewrite rule. From Lemma 5.3.11, we see that the decoded embedding simply extends the monomorphisms, so l_F (r_F) acts in the same way when restricted to l_n (r_n). The decoding process by definition does not establish any new inputs, nor outputs and therefore, $F' \xleftarrow{l_F} F \xrightarrow{r_F} F''$ is a string graph rewrite rule. \square

5.4 B-ESG rewriting

We have shown how to represent families of string diagrams using B-ESG grammars. We have also shown how to represent equational schemas using B-ESG rewrite patterns. These rewrite patterns induce B-ESG rewrite rules which may be used for rewriting other B-ESG grammars. In the final section of this thesis, we will combine the results of Section 5.3 and Section 5.2 to show how we can rewrite B-ESG grammars in an admissible way. This would then show that our framework correctly represents reasoning with infinite families of string diagrams, even when we are rewriting them using equational schemas of infinite families of string diagrams.

We begin by introducing the most central definition in this chapter which combines most of our previous constructions. We will be referring to it multiple times before the end of the chapter. It formally defines what we mean by rewriting a B-ESG grammar. In particular, we use a B-ESG rewrite rule and a saturated grammar matching which also satisfies the partially adhesive conditions to get an \mathcal{S} -rewrite.

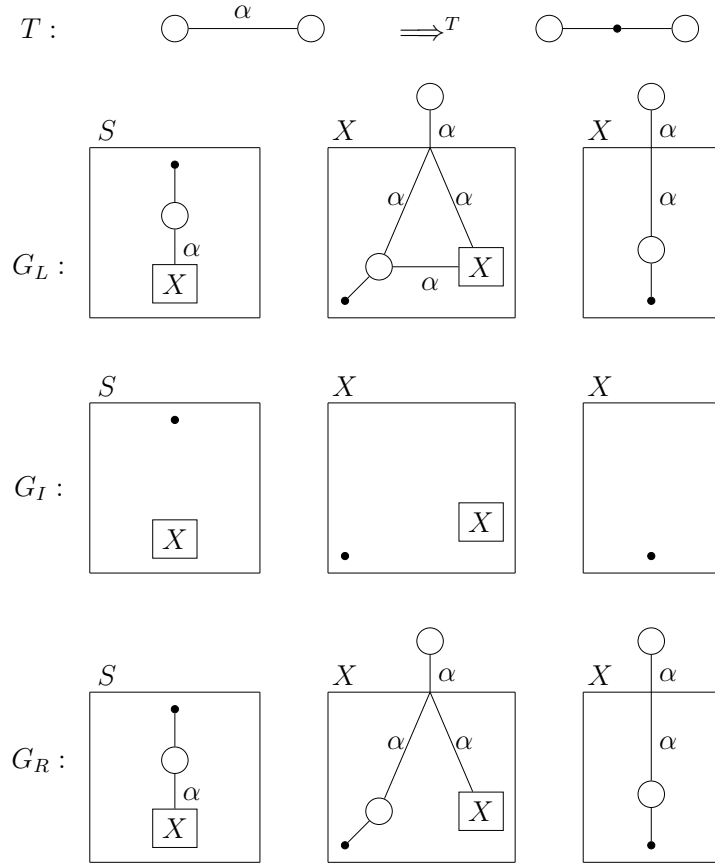
Definition 5.4.1 (B-ESG rewrite). Given a B-ESG rewrite rule $B = B_L \xleftarrow{l} B_I \xrightarrow{r} B_R$ with initial nonterminal label S and a B-ESG grammar B_H , such that B_H is in proper B-ESG normal form, then we will say that the *B-ESG rewrite* of B_H using B over a saturated matching $m : G_L \rightarrow G_H$ which satisfies the partially adhesive conditions, is the encoded B-edNCE grammar $B_M = (G_M, T)$, denoted by $B_H \rightsquigarrow_{B,m} B_M$, where G_M is given by the \mathcal{S} -rewrite $G_H \rightsquigarrow_{B,m} G_M$:

$$\begin{array}{ccccc}
 G_L & \xleftarrow{l} & G_I & \xrightarrow{r} & G_R \\
 \downarrow m & & \downarrow k & & \downarrow f \\
 G_H & \xleftarrow{s} & G_K & \xrightarrow{g} & G_M
 \end{array}$$

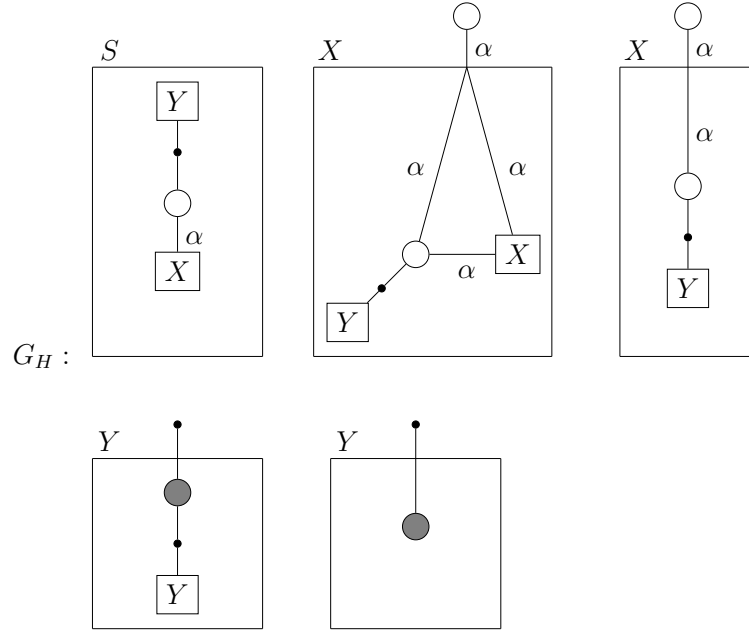
Our first major theorem proves that such a rewrite indeed results in a B-ESG grammar. This is shown in Subsection 5.4.1. Next, in Subsection 5.4.2, we will show that B-ESG rewrites form a B-ESG rewrite pattern. Finally, in Subsection 5.4.3, we show that the B-ESG rewrite pattern which results from the rewrite is admissible.

Before we begin with the proofs, let's consider an example.

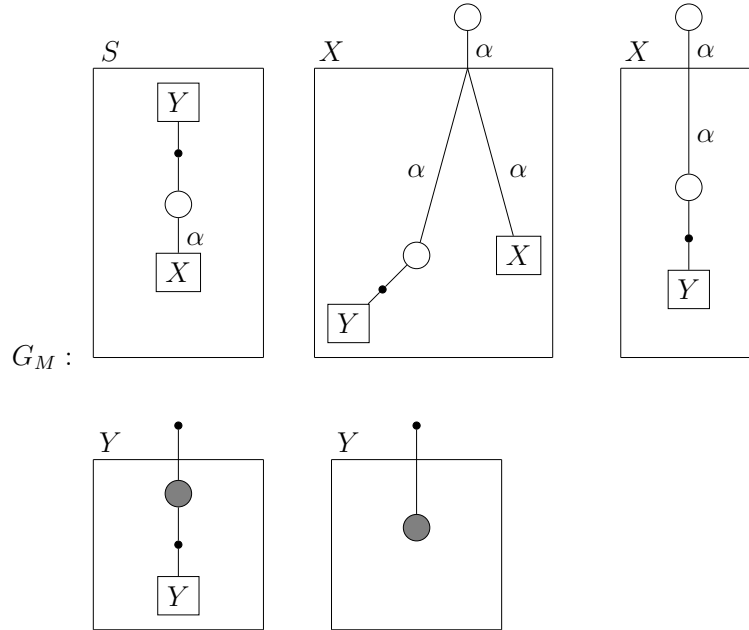
Example 5.4.2. As a concrete example, consider the B-ESG rewrite rule $B := B_L \xleftarrow{l} B_I \xrightarrow{r} B_R$ from Example 5.3.10. Recall, that its grammars are given by:



This rewrite rule on B-ESG grammars can be applied to another B-ESG grammar $B_H = (G_H, T)$, where $G_H :$

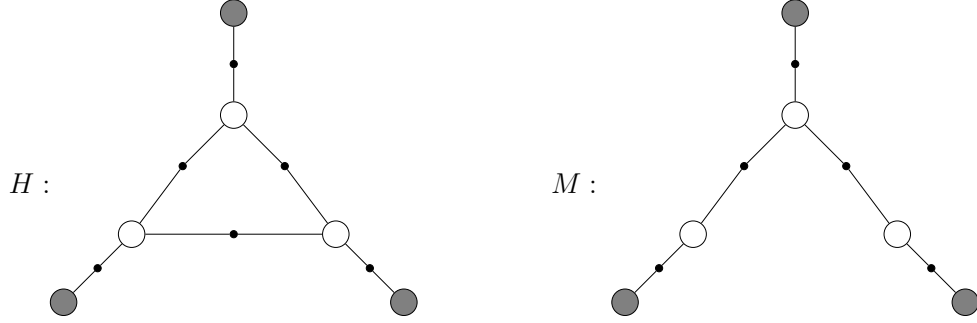


and the result will be the B-ESG grammar $B_M = (G_M, T)$, where G_M is shown below:




The rewrites are performed locally, on a per-production basis. The language B_H consists of complete string graphs, where in addition, each node-vertex of the complete graph has a (grey) line graph of arbitrary length glued onto it. Similarly, the language of B_M consists of a star string graph, where there are (grey) line graphs glued onto each of the star vertices. The admissibility of the rewrite ensures that any instantiation of B_M may be obtained from the parallel instantiation of B_H by applying an appropriate DPO rewrite rule obtained from an instantiation of the B-ESG rewrite rule B . In particular, the corresponding instantiation of the rewrite rule consists of

only the matched productions from the instantiation of B_H (or equivalently B_M). For example, if H is the instantiation of B_H with 3 white node-vertices and 3 grey node-vertices, the parallel instantiation M of B_M must also have 3 white node-vertices and 3 grey node-vertices:

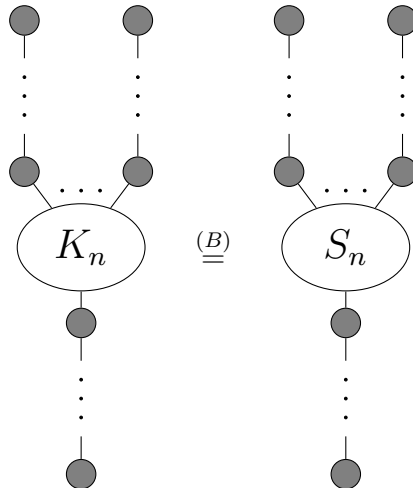


Then from the admissibility result, we know that $H \rightsquigarrow_{s,m} M$, where both the matching m and the rewrite rule s can be effectively determined from the instantiation. In particular, s is given by the instantiation of B with length 3 (the number of white node-vertices):



and the number of grey node-vertices in H (or in M) is irrelevant, as they are generated by productions outside of the image of the matching.

In terms of string diagrams, this B-ESG rewrite is representing the following rewrite of entire families of diagrams:



where the equational schema (B) was used, given by:

$$\begin{array}{c} \text{---} \cdot \cdot \cdot \text{---} \\ \diagup \quad \diagdown \\ \text{---} \end{array} \bigcirc K_n = \begin{array}{c} \text{---} \cdot \cdot \cdot \text{---} \\ \diagup \quad \diagdown \\ \text{---} \end{array} \bigcirc S_n \quad (B)$$

where in both of the above examples, K_n is the complete string diagram on n white node-vertices, S_n is the star string diagram on n node-vertices.

5.4.1 Rewrites preserve B-ESG structure

A B-ESG grammar has a lot of structure, so we need to prove that the encoded B-edNCE grammar which results from the rewrite satisfies multiple conditions. Some of the lemmas in this section, like the ones which establish normal forms, are not strictly required for this subsection, but they make the proofs considerably easier.

Lemma 5.4.3. *Given a B-ESG rewrite $B_H \rightsquigarrow_{B,m} B_M$, as in Definition 5.4.1, then (G_H, G_M) is a B-edNCE correspondence.*

Proof. From our assumptions, it follows that the premises of Theorem 5.2.25 are satisfied (note, in particular, we have assumed the matching m satisfies the partially adhesive conditions). Therefore, G_M is uniquely defined (up to isomorphism), it is a B-edNCE grammar and (G_H, G_M) is a B-edNCE correspondence. \square

Corollary 5.4.4. *Given a B-ESG rewrite $B_H \rightsquigarrow_{B,m} B_M$, as in Definition 5.4.1, then G_M is reduced.*

Proof. From the previous lemma, we know (G_H, G_M) forms a B-edNCE correspondence. Therefore, G_M is reduced iff G_H is reduced, which is true by assumption. \square

The next lemma shows the context (cf. Definition 2.5.34) of each nonterminal vertex in G_M is identical to either the context of its pre-image or the context of its corresponding nonterminal vertex in G_H . This lemma is crucial for many of the remaining proofs as it easily shows how some of the relevant structure from the other B-ESG grammars carries over to the rewrite.

Lemma 5.4.5. *Given a B-ESG rewrite $B_H \rightsquigarrow_{B,m} B_M$, as in Definition 5.4.1, then for each nonterminal vertex $x \in G_M$, the following is true:*

1. *If x is in the image of f , that is there exists $x' \in G_R$, such that $f(x') = x$, then the context of x in G_M is the same as the context of x' in G_R .*

2. If x is not in the image of f , then the context of x in G_M is the same as the context of x' in G_H , where x' is the corresponding nonterminal vertex of x in G_H .

Proof. As we have already shown, the rewrite does not add, nor delete productions from G_H . Each production is modified on a local level using an extended graph saturated rewrite.

For the first property, from Lemma 5.2.23, we know that $f : G_R \rightarrow G_M$ is a saturated grammar matching with respect to the rewrite rule $G_R \xleftarrow{r} G_I \xrightarrow{l} G_L$. Then, we know from the **Production saturation** condition, and in particular the fact that f also acts as a saturated extended graph matching, that x and x' will have the same connection instructions. The same condition also implies that the edge neighbourhoods of x and x' will be the same. Therefore x and x' have the same context.

For the second property, observe that x can only be adjacent to boundary vertices or to vertices outside of the image of f (that is the standard no-dangling edges condition). Therefore, its edge-neighbourhood is exactly the same as the edge-neighbourhood of x' . Next, consider an arbitrary connection instruction associated to x . Such a connection instruction is not in the image of f and therefore it must have been preserved by the rewrite, so x' has the same connection instruction. Therefore, x and x' have the same context. \square

Corollary 5.4.6. *Given a B-ESG rewrite $B_H \rightsquigarrow_{B,m} B_M$, as in Definition 5.4.1, then for each nonterminal vertex $x \in G_M$, with $\lambda(x) = S$, it follows x has empty context.*

Proof. S is the initial nonterminal label in G_L and G_R , therefore there exists at least one production p with label S in both of these grammars. By assumption, p must have empty connection instructions. Therefore, from the **Production saturation** condition which is satisfied for the saturated matching m , it follows $m(p)$ will also have empty connection instructions in G_H . Therefore, both G_H and G_R contain at least one production with label S and empty connection instructions. This means that any nonterminal vertex x with label S in G_H or G_R must have empty context. Otherwise, we get a contradiction with the fact that G_H or G_R is neighbourhood-preserving, context-consistent and contain no useless connection instructions. Then, from the previous lemma it follows that each nonterminal vertex with label S in G_M must also have empty context. \square

The next lemma is very powerful, as it follows as a corollary that several normal forms for our rewritten grammar are satisfied. The proof is done by induction over the length of the derivations which produce the sentential forms. In particular, the strengthened statements (compared to what is needed for the normal forms) make the proof considerably simpler compared to what is required by proving each normal form separately.

Lemma 5.4.7. *Given a B-ESG rewrite $B_H \rightsquigarrow_{B,m} B_M$, as in Definition 5.4.1, then the following are true:*

1. *applying any production p of G_M to any sentential form of G_M will use all of the connection instructions of p to create bridges.*
2. *expanding any nonterminal vertex x in any sentential form of G_M will use all of its incident edges to create bridges.*

Proof. Let the context functions for G_R and G_H be η_R and η_H respectively.

Consider an arbitrary nonterminal label X . If $X = S$, then from Corollary 5.4.6, it follows that each nonterminal vertex x with label S in any sentential form has empty context. So let us assume that $X \neq S$.

If X is a label which is not used in the grammar G_R , then no production with label X is in the image of f and no nonterminal vertex with label X is in the image of f . Thus, the connection instructions of such productions in G_M are the same as their counterparts in G_H and the context of nonterminal vertices with label X in G_M is the same as their counterparts in G_H (the latter follows from Lemma 5.4.5).

If X is a label which is used in the grammar G_R , then let's consider an arbitrary nonterminal vertex x with label X in G_M . We know f is a saturated matching and therefore from the **Nonterminal covering** condition it follows $x \in f(G_R)$. Therefore there exists a nonterminal vertex $x' \in G_R$, such that $f(x') = x$. From Lemma 5.4.5, we know the context of x in G_M is the same as the context of x' in G_R . From the **Production branching** and the **Production saturation** conditions it follows that every production with label X in G_M has the same connection instructions as its pre-image in G_R . Therefore, all nonterminal vertices with label X in G_M have the same context as their pre-images in G_R and all productions with label X in G_M also have the same connection instructions as their pre-images in G_R .

Therefore, in all cases, a nonterminal vertex x with label X has the same context in G_M as either its counterpart in G_H or its pre-image in G_R , depending solely on whether or not X is used in G_R or not. Because both grammars G_R and G_H are

context-consistent and contain no useless connection instructions, this means the context of x in G_M is $\eta_R(X)$ or $\eta_H(X)$, if X is used in G_R or not, respectively.

Similarly, every production p with label X has the same connection instructions in G_M as either its counterpart in G_H or its pre-image in G_R , depending solely on whether or not X is used in G_R or not. We will use these two facts to prove that the conclusion holds.

We will prove by induction on the length of the derivation that each connection instruction is used to establish a bridge every time a nonterminal vertex is replaced and also that all of its incident edges are also used to create bridges.

In the base case, the sentential form is just $sn(U, z)$, where U is the initial nonterminal label for G_M , which by definition is the same as the one for G_H . Let's consider an arbitrary expansion $sn(U, z) \Rightarrow_{z,p} H$, where $p \in G_M$ with label U . If $U = S$, then as already shown, p must have connection instructions as its pre-image in G_R , which has empty connection instructions by assumption. If $U \neq S$, then by the **Initiality** condition U is not used in G_R and therefore p has the same connection instructions as its corresponding production in G_H , which is initial and therefore has no connection instructions. In both cases, the first proposition follows trivially and the second one also follows trivially, because $sn(U, z)$ has no edges.

For the step case, assume that we have proved our propositions for all sentential forms $sn(S, x_1) \Rightarrow_{x_1,p_1} H_1 \Rightarrow_{x_2,p_2} \dots \Rightarrow_{x_n,p_n} H_n$, where the length of the derivation sequence is at most n . Let $x_{n+1} \in H_n$ be an arbitrary nonterminal vertex with label X and let's assume it was created by production p_k . Then, from the induction hypothesis, it follows the context of x_{n+1} in H_n is the same as the context of x_{n+1} in $rhs(p_k)$, which is the body of a production in G_M . If X is used in G_R , then this context is $\eta_R(X)$ and otherwise it is $\eta_H(X)$, as already pointed out.

Consider the sentential form $H_n \Rightarrow_{x_{n+1},p_{n+1}} H_{n+1}$, where p_{n+1} is an arbitrary production with label X .

If X is a label which is not used in G_R , then the context of x_{n+1} in H_n is $\eta_H(X)$. We have also shown that p_{n+1} must have the same connection instructions as its corresponding production in G_H . Therefore, all of the connection instructions in p must be used to create bridges, because otherwise we get a contradiction with the fact that G_H is context-consistent and contains no useless connection instructions. Moreover, every edge incident to x_{n+1} must also be used in order to create bridges, because otherwise we get a contradiction with the fact that G_H is neighbourhood-preserving.

If X is a label which is used in G_R , then the context of x_{n+1} in H_n is $\eta_R(X)$. We have also shown that p_{n+1} must have the same connection instructions as its pre-image in G_R . Therefore, all of the connection instructions in p must be used to create bridges, because otherwise we get a contradiction with the fact that G_R is context-consistent and contains no useless connection instructions. Moreover, every edge incident to x_{n+1} must also be used in order to create bridges, because otherwise we get a contradiction with the fact that G_R is neighbourhood-preserving. \square

Corollary 5.4.8. *Given a B-ESG rewrite $B_H \rightsquigarrow_{B,m} B_M$, as in Definition 5.4.1, then G_M is context-consistent, neighbourhood-preserving and it contains no useless connection instructions.*

Proof. The fact that G_M does not contain useless connection instructions follows immediately from the first proposition of the previous lemma as its statement is clearly stronger. The second proposition of the previous lemma immediately implies that G_M is neighbourhood-preserving, as it is clearly equivalent to the definition.

For context-consistency, the previous lemma implies that the context of any non-terminal vertex x with label X in a production p of G_M is the same as the context of x in any sentential form of G_M when x is created by an application of p . However, as we have pointed out in the proof of the previous lemma, the context of x within the grammar G_M is determined solely by its label X – if X is used in G_R , then its context is $\eta_R(X)$ and otherwise it is $\eta_H(X)$. Therefore, the context function is given by:

$$\eta_M(X) = \begin{cases} \eta_R(X) & \text{if label } X \text{ used in } G_R \\ \eta_H(X) & \text{else} \end{cases}$$

\square

Wire-consistency (cf. Definition 4.2.7) is one of the necessary properties of B-ESG grammars. The next lemma proves that the rewritten grammar is indeed wire-consistent.

Lemma 5.4.9. *Given a B-ESG rewrite $B_H \rightsquigarrow_{B,m} B_M$, as in Definition 5.4.1, then B_M is wire-consistent.*

Proof. Let's assume that the initial nonterminal label of $G_L \xleftarrow{l} G_I \xrightarrow{r} G_R$ is S .

Assume G_M is not wire-consistent. This means, there exists a production $p \in G_M$ which contains a nonterminal vertex $x_0 \in rhs(p)$, such that x_0 has context cardinality (σ, α_0, d) at least two, for some $\sigma \in \Sigma, \alpha_0 \in \Gamma, d \in \{in, out\}$. Moreover, there must be a nonterminal vertex x_n with label $X \in \Sigma$, such that $x_0 \mathcal{Q}_\sigma^d(\alpha_0, \alpha_n) x_n$

(this is the multi-step context-passing relation). It must also be the case that there exists a production $p' = X \rightarrow (D, C)$ such that C contains a connection instruction $(\sigma, \alpha_n, \gamma, z, d)$, where $z \in D$ is a wire-vertex.

First, observe that from Lemma 5.2.23, we know that $f : G_R \rightarrow G_M$ is a saturated grammar matching with respect to the rewrite rule $G_R \xleftarrow{r} G_I \xrightarrow{l} G_L$.

Next, we prove that no nonterminal vertex with label S in G_M can satisfy the single-step context-passing relation \mathcal{P} (and thus \mathcal{Q}). Assume the contrary, that there exist nonterminal vertices u, u' , such that $u \mathcal{P}_\sigma^d(\alpha', \alpha'') u'$ and one of them has label S . If u has label S , then, the vertex u must have non-empty context which contradicts with Corollary 5.4.6. Otherwise, u' has label S , which means there exists a production q which has a connection instruction to a nonterminal vertex with label S , which again contradicts Corollary 5.4.6.

We have assumed that $x_0 \mathcal{Q}_\sigma^d(\alpha_0, \alpha_n) x_n$, therefore, there exist nonterminal vertices x_1, \dots, x_{n-1} and edge labels $\alpha_1, \dots, \alpha_{n-1}$, such that:

$$\begin{aligned} x_0 \mathcal{P}_\sigma^d(\alpha_0, \alpha_1) x_1 \wedge \\ x_1 \mathcal{P}_\sigma^d(\alpha_1, \alpha_2) x_2 \wedge \\ \dots \\ x_{n-1} \mathcal{P}_\sigma^d(\alpha_{n-1}, \alpha_n) x_n \end{aligned}$$

If x_0 is outside of the image of f , then this means that all the x_i are also outside of the image of f . To see this, assume the opposite. This means there exist nonterminal vertices x_k, x_{k+1} in productions q, q' such that x_k is not in the image of f and x_{k+1} (and thus q') are in the image of f , and moreover $x_k \mathcal{P}_\sigma^d(\alpha_k, \alpha_{k+1}) x_{k+1}$. By definition of the single-step context-passing relation, this means $\lambda(x_k) = lhs(q')$. However, x_k is not in the image of f , but q' is, and therefore from the **Nonterminal covering** condition satisfied for the saturated matching f , it means that $\lambda(x_k) = S$, which is a contradiction.

Therefore, if x_0 is outside of the image of f , then this means that each x_i has label which is not used in G_R , because all of these vertices are outside of the image of f and their label cannot be S (otherwise we would violate the **Nonterminal covering** condition). The productions which carry such labels have not been modified by the rewrite and moreover, from Lemma 5.4.5, we know that the context of each x_i in G_R is the same as its counterpart in G_H . Therefore, we get a contradiction with the wire-consistency of G_H .

Thus, it must be the case that x_0 is in the image of f . Now, we can prove that all the x_i vertices are also in the image of f . Assume the opposite, therefore

there exist x_k, x_{k+1} in productions q and q' , such that x_k is in the image of f , but x_{k+1} isn't. Because $x_k \mathcal{P}_\sigma^d(\alpha_k, \alpha_{k+1}) x_{k+1}$, it follows $\lambda(x_k) = lhs(q')$ and also q' has a connection instruction to x_{k+1} . From the **Production branching** condition, it follows production q' is also in the image of f . But then, from the **Production saturation** condition, it follows that production q' must have the same connection instructions as those of its pre-image. This results in a contradiction, because we know q' must also have a connection instruction to x_{k+1} which is outside of the image of f .

Because all x_i are in the image of f , then using Lemma 5.4.5, we also know that they have the same context in G_M as their pre-images in G_R and therefore we get a contradiction with the wire-consistency of G_R . \square

Building on top of the results from this subsection we may now prove our first main theorem which states that a B-ESG rewrite results in a B-ESG grammar.

Theorem 5.4.10. *Given a B-ESG rewrite $B_H \rightsquigarrow_{B,m} B_M$, as in Definition 5.4.1, then B_M is a B-ESG grammar.*

Proof. From Lemma 5.4.3, we know that G_M is a B-edNCE grammar. From Lemma 5.4.9, we know that G_M is wire-consistent. Next, we have to show that each of the (local) conditions from Definition 4.2.12 are satisfied.

For condition N1, consider an arbitrary edge e in G_M , such that it connects two node-vertices. If e is outside of the image of f , then e is unmodified by the rewrite and therefore it must carry an encoding label, because G_H also satisfies condition N1. Otherwise, e is in the image of f and again we get that e must have an encoding label, because G_R satisfies condition N1.

Conditions N2 and W2 follow using the same argument. If the production $p \in G_M$ in question is outside of the image of f , then it is unmodified and must have the same connection instructions as its counterpart in G_H which satisfies both conditions N2 and W2. Otherwise, p is in the image of f and therefore by the **Production saturation** condition we know that p has the same connection instructions as its pre-image in G_R , which satisfies both conditions N2 and W2.

Finally, let's consider condition W1. Assume for contradiction that there exists a wire-vertex w in production p of G_M , such that w has production in-degree more than one. Without loss of generality, let's assume that the production in-degree of w is two. If w is outside of the image of f , then w and its incident edges or connection instructions are unmodified by the rewrite which means that G_H also contains a wire-vertex with in-degree two, which is a contradiction. Therefore, w

is in the image of f . If w is not a boundary vertex, then from the no-dangling edges/connection instructions conditions, it follows that the pre-image of w under f in G_R has production in-degree two, which is a contradiction. Therefore, w must be a boundary vertex, so let $w = f \circ r(w')$, where $w' \in G_I$.

The pre-image of w under f is then $r(w')$. If $r(w')$ has production in-degree zero in G_R , this means that $m \circ l(w')$ must have production in-degree two in G_H , which is a contradiction. Therefore, $r(w')$ has production in-degree equal to one. However, B is a B-ESG rewrite rule and therefore the inputs and outputs in corresponding productions of G_L and G_R are in bijection, specified by the morphisms l and r . Thus, we know that $l(w')$ must have production in-degree one as well. Therefore, $m \circ l(w')$ has production in-degree one. But then, in the pushout complement G_K , we get that $k(w')$ has production in-degree zero (because G_I has no edges, nor connection instructions). After computing the pushout of k and r , we see that $f \circ r(w') = w$ must have production in-degree one, which is a contradiction.

If we assume that there exists a wire-vertex with production out-degree more than one, we get a contradiction by symmetry. \square

5.4.2 Rewrites form a B-ESG pattern

We continue by showing that a B-ESG rewrite forms a B-ESG rewrite pattern together with the original grammar.

Lemma 5.4.11. *Given a B-ESG rewrite $B_H \rightsquigarrow_{B,m} B_M$, as in Definition 5.4.1, then B_M contains no production isolated wire-vertices.*

Proof. Assume for contradiction that G_M contains a wire-vertex w which has production in-degree zero and production out-degree zero. If w is not in the image of f , then it is unmodified by the rewrite and from the no-dangling edges/connection instructions condition, it follows that G_H contains a production isolated wire-vertex, which is a contradiction. Therefore, w must be in the image of f , that is, there exists a wire-vertex $w' \in G_R$, such that $f(w') = w$. But then, it follows that w' must be a production isolated wire-vertex, which is a contradiction. \square

Theorem 5.4.12. *Given a B-ESG rewrite $B_H \rightsquigarrow_{B,m} B_M$, as in Definition 5.4.1, then (B_H, B_M) is a B-ESG rewrite pattern.*

Proof. From Theorem 5.4.10, we know that B_M is a B-ESG grammar. From Lemma 5.4.3, we know that (G_H, G_M) forms a B-edNCE correspondence. Corollary 5.4.4 combined with Corollary 5.4.8 and Lemma 5.4.11 show that B_M is in proper B-ESG normal

form. What remains to be shown is that the **IO** condition from Definition 5.3.3 is satisfied.

We define a function F which maps production inputs from G_H into production inputs of G_M :

$$F(w) = \begin{cases} f \circ r(w') & \text{if } w = m \circ l(w'), \text{ where } w' \in G_I \text{ is a production input} \\ g(w') & \text{if } w = s(w') \text{ where } w' \in G_K, w' \notin k(G_I) \text{ is a production input} \end{cases}$$

Note, that the construction is essentially the same as the one from Lemma 5.2.22. We claim that F is a bijection between the production inputs of G_H and the production inputs of G_M . First, the definition of F is complete in the sense that it is totally defined, because m and s are jointly surjective and also because every production input in G_L is in the image of l by definition.

Next, we need to show F is well-defined, that is $F(w)$ is a production input. In the first case, $w = m \circ l(w')$ with $w' \in G_I$. Then, $l(w')$ is also a production input and therefore $r(w')$ is a production input in G_R by definition of B-ESG rewrite rule. Moreover, $k(w')$ must also be a production input, because otherwise $s \circ k(w') = m \circ l(w')$ wouldn't be one. Therefore, $F(w) = f \circ r(w')$ must also be a production input, because G_M is the pushout of k and r . In the other case, $w = s(w')$, with $w' \in G_K$. Then, w' is a production input. Since w' is not in the image of k , it follows $g(w')$ is also a production input, because G_M is the pushout of k and r .

F can easily be seen to be injective, because all of our morphisms in the DPO diagram are mono. Finally, we have to show that F is a surjection on the production inputs of G_M . Let w be an arbitrary production input of G_M . f and g are jointly surjective on G_M and therefore we have to consider two cases.

In the first case, w is in the image of f . However, this also means that w is in the image of $f \circ r$, because all production inputs of G_R are in the image of r . Therefore, $w = f \circ r(w')$ for some $w' \in G_I$. We know $r(w')$ is a production input and therefore $l(w')$ must be a production input by definition of B-ESG rewrite rule. Moreover, $k(w')$ must be a production input, because otherwise $g \circ k(w') = f \circ r(w') = w$ wouldn't be a production input. This means $m \circ l(w')$ must be a production input, because G_H is the pushout of l and k . But then, it follows by definition $F(m \circ l(w')) = w$.

In the other case, w is in the image of g and let $w = g(w')$ for $w' \in G_K$. Clearly, w' is a production input, because it maps injectively into w which is also a production input. If w' is in the image of k , then it follows w is also in the image of $f \circ r = g \circ k$. So, we can assume $w' \notin k(G_I)$. Then, $s(w')$ must be a production input as well,

because G_H is the pushout of l and k . It follows by definition $F(s(w')) = w$, so F is surjective.

For the case of production outputs, the argument follows by symmetry. \square

5.4.3 Admissibility of the rewrites

Finally, we will show that the B-ESG rewrite pattern which is formed by a B-ESG rewrite is admissible. First, we formally define what we mean by that.

Definition 5.4.13 (Admissible pattern). A B-ESG rewrite pattern $B = (B_1, B_2)$ is *admissible* with respect to a set of string graph rewrite rules \mathcal{R} , if for every instantiation of B :

$$\begin{aligned} sn(S, u_1) &\Longrightarrow_*^{B_L} H \\ sn(S, u_1) &\Longrightarrow_*^{B_R} H' \end{aligned}$$

there exists a sequence of rewrite rules $s_1, \dots, s_n \in \mathcal{R}$, such that $H \rightsquigarrow_{s_1} \dots \rightsquigarrow_{s_n} H'$.

So, an admissible B-ESG rewrite pattern is very similar to an admissible B-edNCE correspondence (cf. Definition 5.2.24). Before we prove the main result of this chapter, we prove a simple fact which shows that decoding preserves pushout squares. Then, it follows as a corollary that decoding also preserves rewrites.

Lemma 5.4.14. *Given an \mathcal{S} -pushout:*

$$\begin{array}{ccc} I & \xrightarrow{r} & R \\ k \downarrow & & \downarrow f \\ K & \xrightarrow{g} & M \end{array}$$

where all objects are encoded string graphs, then the following square is also an \mathcal{S} -pushout:

$$\begin{array}{ccc} I' & \xrightarrow{r'} & R' \\ k' \downarrow & & \downarrow f' \\ K' & \xrightarrow{g'} & M' \end{array}$$

where $X \Longrightarrow_*^T X'$ are string graphs for $X \in \{I, K, R, M\}$ and x' is the decoded embedding given by Lemma 5.3.11, for $x \in \{r, k, f, g\}$.

Proof. From Lemma 5.3.11, we know that all of the morphisms in the bottom square are monos. Commutativity follows trivially by construction of the morphisms x' and the commutativity of the top square. To complete the proof, we need to show that f' and g' are jointly surjective.

Consider an arbitrary edge $e' \in M'$. If $e' \in M$, then from the joint surjectivity of f and g it follows that e' must be in the image of f' or g' . If $e' \in M' - M$, then e' has been produced from a decoding step of T by replacing some edge $e \in M$. But, f and g are jointly surjective on M and therefore there exists an edge e'' which is the pre-image of e in K or R . Therefore, after decoding edge e'' in K or R , the pre-image of e' under g' or f' is produced.

The case for vertices is completely analogous to the case for edges. \square

Corollary 5.4.15. *Given an \mathcal{S} -rewrite:*

$$\begin{array}{ccccc} L & \xleftarrow{l} & I & \xrightarrow{r} & R \\ m \downarrow & & k \downarrow & & \downarrow f \\ H & \xleftarrow{s} & K & \xrightarrow{g} & M \end{array}$$

where all objects are encoded string graphs, then the following is also an \mathcal{S} -rewrite:

$$\begin{array}{ccccc} L' & \xleftarrow{l'} & I' & \xrightarrow{r'} & R' \\ m' \downarrow & & k' \downarrow & & \downarrow f' \\ H' & \xleftarrow{s'} & K' & \xrightarrow{g'} & M' \end{array}$$

where $X \Rightarrow_*^T X'$ are string graphs for $X \in \{L, I, R, K, H, M\}$ and x' is the decoded embedding given by Lemma 5.3.11, for $x \in \{l, r, k, m, s, f, g\}$.

Proof. Follows immediately by two applications of the previous lemma. \square

The next definition is introduced for notational convenience. Given a rewrite rule between encoded string graphs, it defines the *decoded rewrite rule* by simply decoding each graph and using the decoded embeddings induced by the original span.

Definition 5.4.16. Given a rewrite rule $s = L \xleftarrow{l} I \xrightarrow{r} R$, where all objects are encoded string graphs, then we shall denote with $s \Rightarrow_*^T s'$, the rewrite rule $s' := L' \xleftarrow{l'} I' \xrightarrow{r'} R'$, where $L \Rightarrow_*^T L'$, $I \Rightarrow_*^T I'$, $R \Rightarrow_*^T R'$ and where l' and r' are the decoded embeddings given by Lemma 5.3.11.

The main and final result of this chapter is presented next. It states that a B-ESG rewrite forms an admissible B-ESG rewrite pattern with respect to the B-ESG rewrite rule which was used. The proof follows easily by combining the results which we have established so far.

Theorem 5.4.17. *Given a B-ESG rewrite $B_H \rightsquigarrow_{B,m} B_M$, as in Definition 5.4.1, then (B_H, B_M) is an admissible B-ESG rewrite pattern with respect to $L(B)$.*

Proof. From Theorem 5.4.12, we know that (B_H, B_M) is a B-ESG rewrite pattern. Consider an arbitrary pattern instantiation:

$$\begin{array}{ccccccc} sn(S, v_1) \Rightarrow_{v_1, p_1}^{G_H} & H_1 & \Rightarrow_{v_2, p_2}^{G_H} & H_2 & \cdots \Rightarrow_{v_n, p_n}^{G_H} & H_n & \Rightarrow_*^T F \\ sn(S, v_1) \Rightarrow_{v_1, K(p_1)}^{G_M} & H'_1 & \Rightarrow_{K(v_2), K(p_2)}^{G_M} & H'_2 & \cdots \Rightarrow_{K(v_n), K(p_n)}^{G_M} & H'_n & \Rightarrow_*^T F' \end{array}$$

where K is the bijection between the productions and nonterminal vertices of the correspondence (G_H, G_M) .

Let $G = G_L \xleftarrow{l} G_I \xrightarrow{r} G_R$. Then, from Theorem 5.2.25, we know that there exists a sequence of rewrite rules $s_1, \dots, s_n \in L(G)$, such that $H_n \rightsquigarrow_{s_1} \cdots \rightsquigarrow_{s_n} H'_n$. Using Corollary 5.3.15, we get that every s_i is an ESG rewrite rule. From Theorem 4.2.15 and Lemma 4.1.5, we know that H_n and H'_n are encoded string graphs. Then, using Corollary 5.4.15, we can conclude that $F \rightsquigarrow_{s'_1} \cdots \rightsquigarrow_{s'_n} F'$, where $s_i \Rightarrow_*^T s'_i$. Finally, we know from Theorem 5.3.16 that each s'_i is a string graph rewrite rule and that $s'_i \in L(B)$, which completes the proof. \square

This result shows that our framework correctly represents reasoning with context-free families of string diagrams in the sense that it respects their concrete semantics.

5.4.4 Discussion

In summary, a B-ESG grammar represents a family of string diagrams. A B-ESG rewrite pattern (which may be seen as a special kind of span of B-ESG grammars) represents an equational schema between two families of string diagrams. A B-ESG rewrite represents rewriting a family of string diagrams using an equational schema in a sound way. Another way of looking at this is to consider a B-ESG rewrite as an equational substitution which modifies a family of subdiagrams which appear in some larger family (cf. Example 5.4.2). The substitution is sound in the sense that the result is an equational schema whose every concrete instance can be derived using concrete instances of the rewrite rule (which is also an equational schema).

The ZX-calculus has been used as motivation for many of the constructions in this thesis, so we shall illustrate how these ideas translate into it. In the ZX-calculus, a B-ESG grammar can be used to represent a family of ZX-diagrams, which in turn may represent a quantum algorithm. The equational axioms and the derived equational rules of the ZX-calculus can be represented as B-ESG rewrite patterns. Then, a B-ESG rewrite can be used to represent a sound application of one of its equational rules to some family of ZX-diagrams. Therefore B-ESG rewrites correspond to sound transformations of families of ZX-diagrams, that is, the families are equal in the sense that they define the same linear maps. If, in addition, the initial family of ZX-diagrams models a quantum algorithm and we choose a sequence of rewrites in such a way that the resulting family may be translated back into a quantum circuit, then this would correspond to an equivalent circuit transformation. The sequence of B-ESG rewrite rules which were applied perform an equivalent circuit transformation in any context which may embed the sequence of matches that were used.

5.5 Related work

B-ESG rewrite patterns are similar to the *pair grammars* approach presented in [44]. In that paper the author defines a pair of graph grammars whose productions are in bijection which moreover preserves the nonterminals within them. As a result, parallel derivations are defined in a similar way to our B-ESG rewrite patterns. However, the author uses a different notion of grammar which is less expressive than ours.

The pair grammars approach has inspired the development of *triple graph grammars* [47]. In this approach, the author uses a triple of grammars (L, C, R) , which also share a bijective correspondence between their productions. In this sense, they are similar to our B-ESG rewrite rules. However, the middle grammar C is used to relate graph elements from L to graph elements of R in a more powerful way compared to our approach. We simply use the middle grammar in order to identify the interface and interior elements for performing DPO rewrites. However, the grammar model used in [47] is based on monotonic single-pushout (SPO) productions with no notion of nonterminal elements. These grammars are not expressive enough for our purposes.

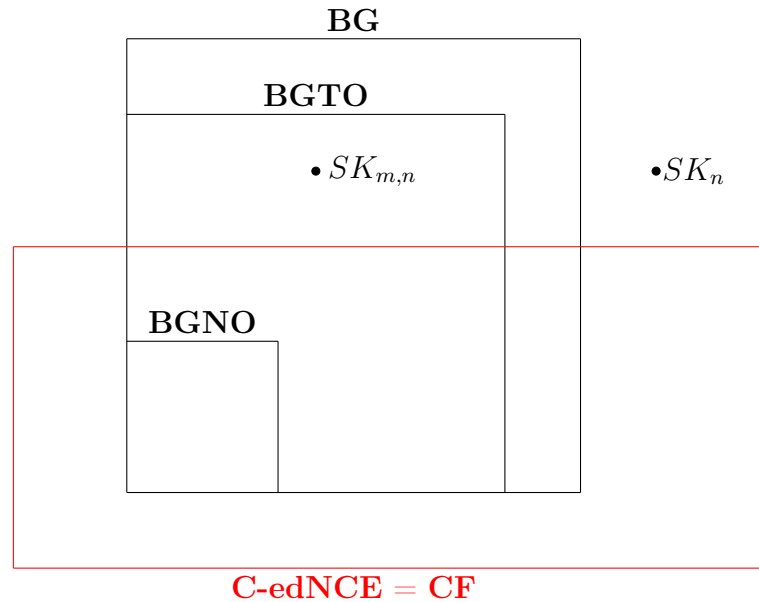
We have shown how to rewrite B-ESG grammars using B-ESG rewrite rules in a way which allows us to relate the modifications using concrete rules from the rule grammars. A similar approach is taken in [42], where the author describes how to transform High Level Replacement Systems (HLRS) using other HLRS. HLRS are a

generalisation of the idea of a DPO graph grammar and thus this approach can be seen as doing grammar-on-grammar rewriting. However, the underlying transformation mechanism is based on (general) DPO rewriting and it looks unlikely that grammars which utilise such derivations can induce the languages we are interested in.

Chapter 6

Conclusion and future work

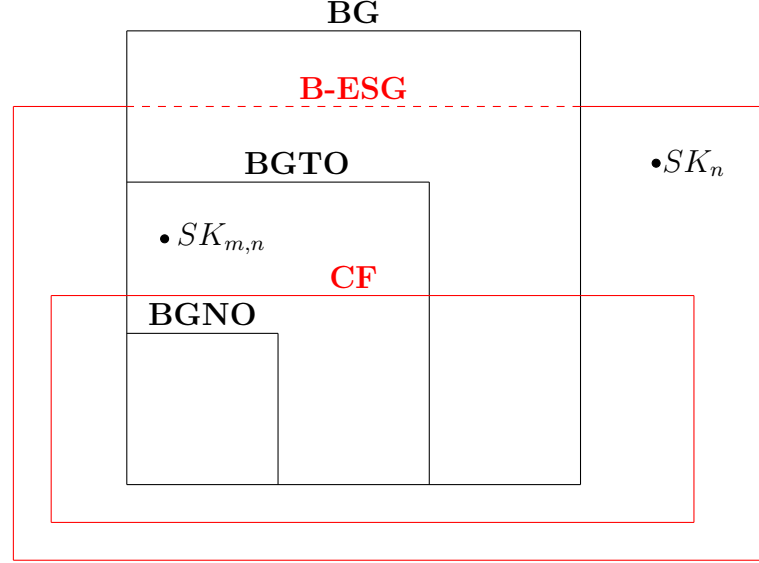
In this thesis we studied the problem of equational reasoning with infinite families of string diagrams. We started by considering context-free graph grammars (CFGGs). We showed that both Vertex Replacement and Hyperedge Replacement grammars, the two dominant classes of graph grammars, have equal expressive power on string graphs. We identified a large class of $!$ -graph languages which are context-free, but we also identified important limitations in the expressive power of $!$ -graph languages which reduce their usefulness in practical applications. We also compared the expressive power of CFGGs with that of $!$ -graphs:



and showed that there are important languages which they couldn't represent, which we used as a justification to consider a simple extension of CFGGs that allows us to overcome this.

Next, we introduced encoded B-edNCE grammars, which are our slightly more expressive graph grammars, compared to the standard B-edNCE grammars, by for-

malising the simple idea of recognising specially labelled edges as fixed graphs. We also identified sufficient and necessary (up to normal form) conditions for encoded B-edNCE grammars to generate languages of string graphs. The grammars which satisfy these conditions are B-ESG grammars which are the primary objects of study in this thesis as we are only interested in languages of string graphs and not arbitrary graphs in general. We then compared their expressive power with that of $!$ -graphs:



and showed that B-ESG grammars are strictly more expressive than $!$ -graphs with trivial overlap, which are currently the only class of $!$ -graph languages that has been used in practice. We also showed that B-ESG grammars enjoy important decidability properties, such as the membership and match enumeration problems for string graphs, which are necessary properties for computer implementation of our framework.

After showing that B-ESG grammars can represent context-free families of string diagrams, we then demonstrated how to represent equational schemas of context-free families of string diagrams by B-ESG rewrite rules. Finally, we described how to rewrite B-ESG grammars using B-ESG rewrite rules, such that the rewrite is sound with respect to the concrete semantics of our grammars. This corresponds to rewriting a context-free family of string diagrams using an equational schema between a pair of context-free families of string diagrams in a sound way with respect to their instantiations. Because string graphs represent morphisms in traced symmetric monoidal categories, this also means that we can do equational reasoning on context-free families of morphisms for these categories. Moreover, all of our constructions have been kept decidable and may be implemented in software.

6.1 Future work: Implementation in software

All of the theory in this thesis has been designed with the goal of using machine support for equational reasoning. So an obvious next step is to actually implement the theory in software and in particular, implement it in Quantomatic. A computer implementation would obviously benefit from discovering efficient algorithms for the computational problems that we have described, such as the membership and match enumeration problems. While we haven't proved in what complexity class these problems are for the case of B-ESG grammars, they are NP-complete for B-edNCE grammars which implies that the complexity for the B-ESG case would be the same or worse. Therefore, we would most likely need to consider subclasses of B-ESG grammars with better complexity properties if we wish to implement more efficient algorithms for these problems. For example, graph languages consisting of connected graphs which are also of bounded degree can be parsed in polynomial time. An overview of efficient parsing algorithms for C-edNCE grammars is presented in Section 1.5 of [24] and in Section 2.7 of [18].

The software implementation would also benefit from any research into the visual representation of graph languages. For example, !-graphs have a convenient graphical representation where we draw blue boxes around the parts of the !-graph which can be copied, while ignoring the graph-theoretic details of !-vertices and their adjacent edges. This makes !-graphs simple to understand and use by domain experts who do not have any knowledge about the graph-theoretic definition of !-graphs. Designing similar visual representations for B-ESG families would also be helpful, because then the practitioners would be able to manipulate these families without requiring prior knowledge on the operation of context-free graph grammars.

6.2 Future work: First-order logic for B-ESG grammars

Another line of future work is the development of a first-order logic for B-ESG grammars. We have shown how to do equational proofs with B-ESG grammars so our framework can be seen as an equational logic. By introducing a first-order logic on top of it we will clearly increase its usefulness. Such a logic has already been developed for !-graphs [45, 32]. In the !-graph case, the logic supports quantification over the !-boxes of a !-graph, which allows us, among other things, to introduce pow-

erful induction principles that can derive equational schemas from concrete rewrite rules. Figure 6.1 provides an example.¹

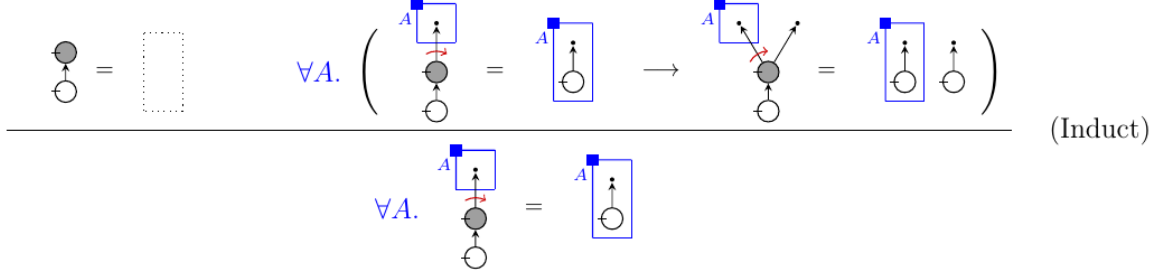


Figure 6.1: Induction example using !-graphs

We believe it should be possible to extend the same ideas to B-ESG grammars which would then allow us to formally derive more powerful proofs which go beyond equational rewrites. The key notion of this logic is the universal quantification. In the !-graph case quantification is done over the !-boxes of a !-graph and in the B-ESG case the analogous notion of quantification is likely to be over a suitable subgrammar.

6.3 Future work: Concurrency and rule composition

We have shown how to transform B-ESG grammars using DPO rewriting. A natural next step is to see under what conditions we may parallelise this process. The first step towards this goal would be to determine the partial adhesive conditions under which the Concurrency Theorem [38] holds (it holds for any adhesive category), in a similar way to which we identified the partial adhesive conditions for DPO rewriting. Once that is done, we will have to combine the results with the ones we have established in this thesis which guarantee the admissibility of the rewrites. The benefit of introducing parallel rewrites is obvious – the rewriting process will be faster on computers with multiple cores.

Another line of future work which is similar in spirit is to describe how B-ESG rewrite rules may be composed. Instead of applying a sequence of rewrite rules one at a time, this would allow us to compose the rewrite rules into a single application. This could be beneficial as it would make common rewrite sequence more compact. Designing support for this is not trivial – we would either have to choose standard graph isomorphisms or redesign our theory to work with graphs with interfaces, where we keep the interfaces concrete.

¹Figure credit: [45], pp. 76

6.4 Future work: Applications

B-ESG grammars are an alternative to $!$ -graphs and they can be used to solve similar problems. So, the usual applications of verifying quantum protocols and algorithms is still viable. However, a natural question to consider is what kind of additional problems does the increased expressive power of B-ESG grammars allow us to solve. Although the framework of B-ESG grammars is applicable to general string diagrammatic theories, many of the motivating ideas have been taken from the ZX-calculus in particular.

We have already seen that B-ESG grammars allow us to formally represent the local complementation rule of the ZX-calculus. This is an important rule which establishes a decision procedure for large classes of ZX-diagrams. Once, the B-ESG formalism has been implemented in software, then a natural next step is to also build support for the decision procedure itself.

Another useful application might be in quantum program optimisation. A quantum programming language, like Quipper [27] describes (infinite) families of quantum circuits. Our B-ESG grammars may also generate infinite families of quantum circuits (represented as ZX-diagrams), but B-ESG grammars are strictly less expressive compared to a Turing complete programming language. However, we know how to do equational reasoning with B-ESG grammars, so if we can choose a suitable orientation of our rewrite rules and appropriate tactics for controlling derivation sequences, then we can optimise our B-ESG grammars with respect to some criterion. Therefore, if we can identify fragments of a quantum programming language, like Quipper, which produce context-free families of quantum circuits, and we can describe an adequate bidirectional translation from the programming code into B-ESG grammars, then it could be possible to use our framework for program optimisation.

It might also be possible to use B-ESG rewriting to decide some properties using abstract interpretation of quantum programs. This would, of course, require identifying a suitable abstract domain.

Bibliography

- [1] S. Abramsky and B. Coecke. “A categorical semantics of quantum protocols”. In: *Proceedings of 19th IEEE Symposium on Logic in Computer Science*. 2004. DOI: 10.1109/LICS.2004.1319636.
- [2] Miriam Backens. “The ZX-calculus is complete for stabilizer quantum mechanics”. In: *New Journal of Physics* 16.9 (2014), p. 093021. URL: <http://stacks.iop.org/1367-2630/16/i=9/a=093021>.
- [3] John C Baez and Jason Erbele. “Categories in control”. In: *Theory and Applications of Categories* 30.24 (2015), pp. 836–881. URL: <http://www.emis.ams.org/elibm/journals/index.html>.
- [4] Paolo Baldan et al. “Concurrent semantics of algebraic graph transformations”. In: *Handbook of Graph Grammars and Computing by Graph Transformations, Volume 3: Concurrency, Parallelism and Distribution*. Ed. by H Ehrig et al. World Scientific, 1999, pp. 107–188.
- [5] Filippo Bonchi, Paweł Sobociński, and Fabio Zanasi. “A Categorical Semantics of Signal Flow Graphs”. In: *CONCUR 2014 – Concurrency Theory: 25th International Conference, CONCUR 2014, Rome, Italy, September 2-5, 2014. Proceedings*. Ed. by Paolo Baldan and Daniele Gorla. Berlin, Heidelberg: Springer Berlin Heidelberg, 2014, pp. 435–450. ISBN: 978-3-662-44584-6. DOI: 10.1007/978-3-662-44584-6_30. URL: http://dx.doi.org/10.1007/978-3-662-44584-6_30.
- [6] Filippo Bonchi, Paweł Sobociński, and Fabio Zanasi. “Full Abstraction for Signal Flow Graphs”. In: *Principles of Programming Languages, POPL’15*. 2015.
- [7] Filippo Bonchi et al. “Rewriting modulo symmetric monoidal structure”. In: *CoRR* abs/1602.06771 (2016). URL: <http://arxiv.org/abs/1602.06771>.
- [8] B. Coecke, E. Grefenstette, and M. Sadrzadeh. “Lambek vs. Lambek: Functorial vector space semantics and string diagrams for Lambek calculus”. In: *Annals of Pure and Applied Logic* 164.11 (2013), pp. 1079–1100. ISSN: 0168-0072. DOI: <http://dx.doi.org/10.1016/j.apal.2013.05.009>.
- [9] Bob Coecke and Ross Duncan. “Interacting Quantum Observables”. In: *Automata, Languages and Programming*. Ed. by Luca Aceto et al. Vol. 5126. Lecture Notes in Computer Science. Springer Berlin Heidelberg, 2008, pp. 298–310. ISBN: 978-3-540-70582-6. DOI: 10.1007/978-3-540-70583-3_25. URL: http://dx.doi.org/10.1007/978-3-540-70583-3_25.

- [10] Bob Coecke and Ross Duncan. “Interacting quantum observables: categorical algebra and diagrammatics”. In: *New Journal of Physics* 13.4 (2011), p. 043016. URL: <http://stacks.iop.org/1367-2630/13/i=4/a=043016>.
- [11] Andrea Corradini et al. “Algebraic Approaches to Graph Transformation - Part I: Basic Concepts and Double Pushout Approach”. In: *Handbook of Graph Grammars and Computing by Graph Transformations, Volume 1: Foundations*. Ed. by Grzegorz Rozenberg. World Scientific, 1997, pp. 163–246. ISBN: 9810228848.
- [12] B. Courcelle. “Structural Properties of Context-Free Sets of Graphs Generated by Vertex Replacement”. In: *Information and Computation* 116.2 (1995), pp. 275–293. ISSN: 0890-5401. DOI: <http://dx.doi.org/10.1006/inco.1995.1020>.
- [13] Bruno Courcelle. “The Expression of Graph Properties and Graph Transformations in Monadic Second-Order Logic”. In: *Handbook of Graph Grammars and Computing by Graph Transformations, Volume 1: Foundations*. Ed. by Grzegorz Rozenberg. World Scientific, 1997, pp. 313–400. ISBN: 9810228848.
- [14] E.B. Curtis, D. Ingerman, and J.A. Morrow. “Circular planar graphs and resistor networks”. In: *Linear Algebra and its Applications* 283.1–3 (1998), pp. 115–150. ISSN: 0024-3795. DOI: [http://dx.doi.org/10.1016/S0024-3795\(98\)10087-3](http://dx.doi.org/10.1016/S0024-3795(98)10087-3). URL: <http://www.sciencedirect.com/science/article/pii/S0024379598100873>.
- [15] L. Dixon, R. Duncan, and A. Kissinger. “Open Graphs and Computational Reasoning”. In: *Proceedings 6th Workshop on Developments in Computational Models*. Vol. 26. 2010, pp. 169–180. DOI: 10.4204/EPTCS.26.16.
- [16] L. Dixon and A. Kissinger. “Open-graphs and monoidal theories”. In: *Mathematical Structures in Computer Science* 23 (Special Issue 02 Apr. 2013), pp. 308–359. ISSN: 1469-8072. DOI: 10.1017/S0960129512000138.
- [17] Lucas Dixon and Aleks Kissinger. “Open-graphs and monoidal theories”. In: *Mathematical Structures in Computer Science* 23.2 (2013), pp. 308–359. DOI: 10.1017/S0960129512000138. URL: <http://dx.doi.org/10.1017/S0960129512000138>.
- [18] Frank Drewes, Hans-Jörg Kreowski, and Annegret Habel. “Hyperedge Replacement, Graph Grammars”. In: *Handbook of Graph Grammars and Computing by Graph Transformations, Volume 1: Foundations*. Ed. by Grzegorz Rozenberg. World Scientific, 1997, pp. 95–162. ISBN: 9810228848.
- [19] Frank Drewes et al. “Adaptive star grammars and their languages”. In: *Theoretical Computer Science* 411.34 (2010), pp. 3090–3109. ISSN: 0304-3975. DOI: <http://dx.doi.org/10.1016/j.tcs.2010.04.038>. URL: <http://www.sciencedirect.com/science/article/pii/S0304397510002550>.
- [20] Ross Duncan and Simon Perdrix. “Graph States and the Necessity of Euler Decomposition”. In: *Mathematical Theory and Computational Practice*. 2009. ISBN: 978-3-642-03072-7. DOI: 10.1007/978-3-642-03073-4_18. URL: http://dx.doi.org/10.1007/978-3-642-03073-4_18.

- [21] Hartmut Ehrig, Michael Pfender, and Hans Jürgen Schneider. “Graph-grammars: An algebraic approach”. In: *Switching and Automata Theory, 1973. SWAT’08. IEEE Conference Record of 14th Annual Symposium on*. 1973, pp. 167–180. DOI: 10.1109/SWAT.1973.11.
- [22] Joost Engelfriet and Grzegorz Rozenberg. “A comparison of boundary graph grammars and context-free hypergraph grammars”. In: *Information and Computation* 84.2 (1990), pp. 163–206. ISSN: 0890-5401. DOI: [http://dx.doi.org/10.1016/0890-5401\(90\)90038-J](http://dx.doi.org/10.1016/0890-5401(90)90038-J). URL: <http://www.sciencedirect.com/science/article/pii/089054019090038J>.
- [23] Joost Engelfriet. “Context-Free Graph Grammars”. In: *Handbook of Formal Languages: Volume 3 Beyond Words*. Ed. by G Rozenberg and A. Salomaa. Springer-Verlag Berlin Heidelberg, 1997, pp. 125–268.
- [24] Joost Engelfriet and Grzegorz Rozenberg. “Node Replacement Graph Grammars”. In: *Handbook of Graph Grammars and Computing by Graph Transformations, Volume 1: Foundations*. Ed. by Grzegorz Rozenberg. World Scientific, 1997, pp. 1–94. ISBN: 9810228848.
- [25] Seymour Ginsburg and Edwin Spanier. “Semigroups, Presburger formulas, and languages”. In: *Pacific Journal of Mathematics* 16.2 (1966), pp. 285–296. DOI: 10.2140/pjm.1966.16.285.
- [26] Daniel Gottesman. “Theory of fault-tolerant quantum computation”. In: *Phys. Rev. A* 57 (1 Jan. 1998), pp. 127–137. DOI: 10.1103/PhysRevA.57.127. URL: <http://link.aps.org/doi/10.1103/PhysRevA.57.127>.
- [27] Alexander S. Green et al. “Quipper: A Scalable Quantum Programming Language”. In: *SIGPLAN Not.* 48.6 (June 2013), pp. 333–342. ISSN: 0362-1340. DOI: 10.1145/2499370.2462177. URL: <http://doi.acm.org/10.1145/2499370.2462177>.
- [28] John Hopcroft and Jeffrey Ullman. *Introduction to Automata Theory, Languages, and Computation*. Addison-Wesley, 1979.
- [29] A. Joyal and R. Street. “The geometry of tensor calculus, I”. In: *Advances in Mathematics* 88.1 (1991), pp. 55–112. ISSN: 0001-8708. DOI: [http://dx.doi.org/10.1016/0001-8708\(91\)90003-P](http://dx.doi.org/10.1016/0001-8708(91)90003-P).
- [30] A. Kissinger, A. Merry, and M. Soloviev. “Pattern graph rewrite systems”. In: 8th International Workshop on *Developments in Computational Models*. 2012. DOI: 10.4204/EPTCS.143.5.
- [31] Aleks Kissinger. “Pictures of Processes: Automated Graph Rewriting for Monoidal Categories and Applications to Quantum Computing”. In: (2012). DPhil thesis. University of Oxford, <http://arxiv.org/abs/1203.0202>.

- [32] Aleks Kissinger and David Quick. “A First-order Logic for String Diagrams”. In: *6th Conference on Algebra and Coalgebra in Computer Science, CALCO 2015, June 24-26, 2015, Nijmegen, The Netherlands*. Ed. by Lawrence S. Moss and Pawel Sobocinski. Vol. 35. LIPIcs. Schloss Dagstuhl - Leibniz-Zentrum fuer Informatik, 2015, pp. 171–189. DOI: 10.4230/LIPIcs.CALCO.2015.171. URL: <http://dx.doi.org/10.4230/LIPIcs.CALCO.2015.171>.
- [33] Aleks Kissinger and Vladimir Zamdzhiev. “Equational Reasoning with Context-Free Families of String Diagrams”. In: *Graph Transformation - 8th International Conference, ICGT 2015, Held as Part of STAF 2015, L’Aquila, Italy, July 21-23, 2015. Proceedings*. Ed. by Francesco Parisi-Presicce and Bernhard Westfechtel. Vol. 9151. Lecture Notes in Computer Science. Springer, 2015, pp. 138–154. DOI: 10.1007/978-3-319-21145-9_9. URL: http://dx.doi.org/10.1007/978-3-319-21145-9_9.
- [34] Aleks Kissinger and Vladimir Zamdzhiev. *Grammar transformation with DPO rewriting*. Unpublished. 2016.
- [35] Aleks Kissinger and Vladimir Zamdzhiev. “!-graphs with trivial overlap are context-free”. In: *Proceedings Graphs as Models, GaM 2015, London, UK, 11-12 April 2015*. Ed. by Arend Rensink and Eduardo Zambon. Vol. 181. EPTCS. 2015, pp. 16–31. DOI: 10.4204/EPTCS.181.2. URL: <http://dx.doi.org/10.4204/EPTCS.181.2>.
- [36] Aleks Kissinger and Vladimir Zamdzhiev. “Quantomatic: A Proof Assistant for Diagrammatic Reasoning”. In: *Automated Deduction - CADE-25: 25th International Conference on Automated Deduction, Berlin, Germany, August 1-7, 2015, Proceedings*. Ed. by P. Amy Felty and Aart Middeldorp. Cham: Springer International Publishing, 2015, pp. 326–336. ISBN: 978-3-319-21401-6. DOI: 10.1007/978-3-319-21401-6_22. URL: http://dx.doi.org/10.1007/978-3-319-21401-6_22.
- [37] Stephen Lack and Pawel Sobocinski. “Adhesive and quasiadhesive categories”. In: *RAIRO-Theoretical Informatics and Applications* 39.3 (2005), pp. 511–545. DOI: 10.1051/ita:2005028. URL: <http://dx.doi.org/10.1051/ita:2005028>.
- [38] Stephen Lack and Paweł Sobociński. “Foundations of Software Science and Computation Structures: 7th International Conference, FOSSACS 2004, Held as Part of the Joint European Conferences on Theory and Practice of Software, ETAPS 2004, Barcelona, Spain, March 29 – April 2, 2004. Proceedings”. In: ed. by Igor Walukiewicz. Berlin, Heidelberg: Springer Berlin Heidelberg, 2004. Chap. Adhesive Categories, pp. 273–288. ISBN: 978-3-540-24727-2. DOI: 10.1007/978-3-540-24727-2_20. URL: http://dx.doi.org/10.1007/978-3-540-24727-2_20.
- [39] Saunders Mac Lane. *Categories for the Working Mathematician*. Springer Science & Business Media, 1998.

- [40] A. Merry. “Reasoning with λ -Graphs”. In: (2014). DPhil Thesis, University of Oxford, <http://arxiv.org/abs/1403.7828>.
- [41] Rohit J. Parikh. “On Context-Free Languages”. In: *J. ACM* 13.4 (Oct. 1966), pp. 570–581. ISSN: 0004-5411. DOI: 10.1145/321356.321364. URL: <http://doi.acm.org/10.1145/321356.321364>.
- [42] Francesco Parisi-Presicce. “UNIGRA 2001, Uniform Approaches to Graphical Process Specification Techniques (a Satellite Event of ETAPS 2001) On Modifying High Level Replacement Systems¹ ¹Partially supported by the European Community under TMR GETGRATS and Esprit WG APPLIGRAPH”. In: *Electronic Notes in Theoretical Computer Science* 44.4 (2001), pp. 16–27. ISSN: 1571-0661. DOI: [http://dx.doi.org/10.1016/S1571-0661\(04\)80940-X](http://dx.doi.org/10.1016/S1571-0661(04)80940-X). URL: <http://www.sciencedirect.com/science/article/pii/S157106610480940X>.
- [43] R. Penrose. “Applications of negative dimensional tensors”. In: *Combinatorial Mathematics and its Applications*. Ed. by D.J.A. Welsh. Academic Press, 1971, pp. 221–244.
- [44] Terrence W. Pratt. “Pair grammars, graph languages and string-to-graph translations”. In: *Journal of Computer and System Sciences* 5.6 (1971), pp. 560–595. ISSN: 0022-0000. DOI: [http://dx.doi.org/10.1016/S0022-0000\(71\)80016-8](http://dx.doi.org/10.1016/S0022-0000(71)80016-8). URL: <http://www.sciencedirect.com/science/article/pii/S0022000071800168>.
- [45] David Quick. *λ -Logic*. <https://www.cs.ox.ac.uk/people/bob.coecke/QuickThesisFinal.pdf>, DPhil Thesis. 2015.
- [46] Grzegorz Rozenberg, ed. *Handbook of Graph Grammars and Computing by Graph Transformations, Volume 1: Foundations*. World Scientific, 1997. ISBN: 9810228848.
- [47] Andy Schürr. “Specification of graph translators with triple graph grammars”. English. In: *Graph-Theoretic Concepts in Computer Science*. 1995. DOI: 10.1007/3-540-59071-4_45. URL: http://dx.doi.org/10.1007/3-540-59071-4_45.
- [48] Konstantin Skodinis and Egon Wanke. “Emptiness Problems of eNCE Graph Languages”. In: *Journal of Computer and System Sciences* 51.3 (1995), pp. 472–485. ISSN: 0022-0000. DOI: 10.1006/jcss.1995.1083. URL: <http://www.sciencedirect.com/science/article/pii/S0022000085710835>.
- [49] P. Sobocinski. “Representations of Petri net interactions”. In: *CONCUR 2010 - Concurrency Theory*. Vol. 6269. LNCS. Springer, 2010, pp. 554–568. DOI: 10.1007/978-3-642-15375-4_38.
- [50] M. Van den Nest, J. Dehaene, and B. De Moor. “Graphical description of the action of local Clifford transformations on graph states”. In: *Physical Review A* 69.2 (2004), p. 9422.

- [51] Christian Schröder de Witt and Vladimir Zamdzhiev. “The ZX-calculus is incomplete for quantum mechanics”. In: *Proceedings of the 11th workshop on Quantum Physics and Logic, QPL 2014, Kyoto, Japan, 4-6th June 2014*. Ed. by Bob Coecke, Ichiro Hasuo, and Prakash Panangaden. Vol. 172. EPTCS. 2014, pp. 285–292. DOI: 10.4204/EPTCS.172.20. URL: <http://dx.doi.org/10.4204/EPTCS.172.20>.
- [52] Vladimir Zamdzhiev. *An Abstract Approach towards Quantum Secret Sharing*. <http://www.cs.ox.ac.uk/people/bob.coecke/VladimirZamdzhievThesis.pdf>, MSc Thesis. 2012.