

Absence of the Pauli-Paramagnetic Limit in a Superconducting U_6Co

Masahiro Manago* and Kenji Ishida

Department of Physics, Graduate School of Science, Kyoto University, Kyoto 606-8502, Japan

Dai Aoki

*IMR, Tohoku University, Oarai, Ibaraki 311-1313, Japan and
INAC/PHELIQS, CEA-Grenoble, 38054 Grenoble, France*

(Dated: February 8, 2022)

We performed ^{59}Co nuclear magnetic resonance (NMR) measurements of single-crystalline U_6Co . There is a small decrease in the Knight shift in the superconducting (SC) state, but this change mainly arises from the SC diamagnetic effect. The negligible change of the spin part of the Knight shift, together with the absence of the Pauli-paramagnetic effect in the SC U_6Co , is understood as a consequence of the small spin susceptibility. The nuclear spin-lattice relaxation rate $1/T_1$ is also measured in the SC state under the magnetic field, and exhibits a tiny Hebel-Slichter peak just below the SC transition temperature and exponential behavior at lower temperatures. These behaviors are in agreement with the full-gap s -wave pairing in U_6Co .

Uranium compounds U_6X ($\text{X} = \text{Mn}, \text{Fe}, \text{Co},$ and Ni) are superconductors with relatively high superconducting (SC) transition temperatures T_c among the uranium-based compounds.^{1,2} Contrary to other uranium-based heavy-fermion systems including ferromagnetic superconductors,³ $5f$ electrons in U_6X compounds exhibit an itinerant nature even at room temperature, and do not exhibit magnetic ground states. The SC properties are consistent with the conventional one: for instance, the full-gap superconductivity of U_6Co ($T_c = 2.33\text{ K}$) has been indicated by the penetration depth,⁴ nuclear spin-lattice relaxation rate $1/T_1$,⁵ and more recently, by specific heat measurements.⁶ Thus, at present, these compounds are good reference systems for the uranium-based unconventional superconductors.

It has been suggested that the superconductivity of U_6X might be close to ferromagnetism,⁷ because the total magnetic susceptibility of these compounds is so large that it is comparable to that of the nearly ferromagnetic metal Pd. This can be interpreted as a sign of the strongly enhanced electronic spin susceptibility owing to the electronic correlation. However, the magnetic properties of U_6X in the normal state are quite different from those of ferromagnetic superconductors,³ in which ferromagnetic instability is commonly observed, while it is usually unfavorable for conventional superconductivity. Therefore, it is necessary to determine whether U_6X compounds are close to the ferromagnetism and to consider the origin of the large magnetic susceptibility in them.

It is also noteworthy that SC U_6Co has a large upper critical field H_{c2} for T_c . In spin-singlet superconductors, the superconductivity is limited by the Pauli-paramagnetic effect under a magnetic field. This is because the spin susceptibility decreases in the SC state, and the energy difference between the SC and the normal states reduces under a larger magnetic field due to the magnetic energy in the normal state. The Pauli-limiting field H_P is expressed as $\mu_0 H_P/T = 1.86(2/g)T_c/\text{K}$ in the weak-coupling BCS model, where g is the g -factor. If

this is applied to U_6Co assuming $g = 2$, $\mu_0 H_P = 4.3\text{ T}$ is obtained. However, $\mu_0 H_{c2}$ along the $[001]$ and $[110]$ directions in U_6Co in the tetragonal structure is 7.85 and 6.56 T, respectively,⁶ and both of them exceed 4.3 T. The Pauli-paramagnetic effect is actually absent in U_6Co . The large H_{c2} value has been considered to originate from the small g -factor.⁶

In this paper, we report ^{59}Co NMR measurements of U_6Co , which are performed to further investigate the electronic spin susceptibility from a microscopic point of view. We found that the NMR Knight shift exhibits a small decrease in the SC state. This result suggests that the spin susceptibility of U_6Co is not a dominant term in the total susceptibility, but that the Van Vleck term is a main term.

We used a single-crystalline U_6Co sample with $T_c = 2.34\text{ K}$ for the NMR study. The sample was cooled using liquid ^4He or a ^3He - ^4He dilution refrigerator. ^{59}Co NMR was performed with the magnetic field perpendicular to the $[001]$ direction, and the Knight shift and $1/T_1$ were measured. Since the ^{59}Co nucleus has $I = 7/2$ spin and the Co site does not have cubic symmetry, the NMR spectrum splits into 7 lines owing to a nuclear quadrupole interaction. All the NMR data were measured at the central line ($1/2 \leftrightarrow -1/2$). The magnetic field was calibrated using a ^{63}Cu signal arising from the NMR coil. In addition to NMR measurements, we performed nuclear quadrupole resonance (NQR) measurements of a powdered single-crystalline sample to obtain information about the homogeneity of the crystal structure.

Figure 1 shows the ^{59}Co NQR spectrum of the powdered sample. The quadrupole frequency is estimated as $\nu_Q \simeq 1.77\text{ MHz}$ for the present sample. The asymmetric parameter η is almost 0, which is consistent with the fact that the electric field gradient at the Co site has axial symmetry with respect to the $[001]$ direction. The value of ν_Q in this sample is slightly larger and the line width is broader than those in the previous NQR study.⁵ Nevertheless, a clear SC anomaly is observed in the single-crystalline sample, as mentioned later, and

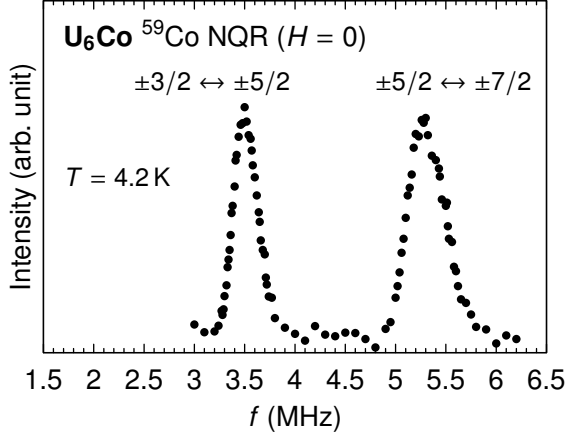


FIG. 1. ^{59}Co NQR spectrum for a powdered single-crystalline U_6Co sample under zero magnetic field in the normal state (4.2 K). The left (right) peak arises from the transition of $\pm 3/2 \leftrightarrow \pm 5/2$ ($\pm 5/2 \leftrightarrow \pm 7/2$).

thus, the present samples are suitable for studying the superconductivity of U_6Co .

The $1/T_1$ values in U_6Co at 1.00 T are shown in Fig. 2. A Hebel-Slichter (HS) peak is found just below T_c as observed in the previous NQR measurement under zero magnetic field,⁵ although the HS peak is more strongly suppressed than that in the previous NQR. This result again indicates that U_6Co is an s -wave superconductor. The HS peak is slightly larger at 0.70 T than at 1.00 T, indicating that the peak is suppressed by the magnetic field. Figure 3 shows T_{1s}/T_{1n} against $T_c(H)/T$, where $1/T_{1s}$ ($1/T_{1n}$) is the relaxation rate in the SC (normal) state. An exponential decrease of $1/T_1$ is observed at lower temperatures, although the relaxation curves have a short- T_1 component in the SC state arising from the vortex core. The $1/T_1$ value shown in Figs. 2 and 3 corresponds to a longer- T_1 component. The $1/T_1$ behavior in U_6Co is evidence of a nodeless gap.

The solid curves in Figs. 2 and 3 are a result of the calculation based on the s -wave full-gap model, and they reproduce the experimental result in $T \lesssim 0.5T_c$. The density of states (DOS) in the SC state is broadened by a rectangle function with a width of 2δ and a height of $1/2\delta$ for the calculation of $1/T_1$. The calculated $1/T_1$ and DOS are expressed as follows:

$$\frac{T_{1n}}{T_{1s}} = \frac{2}{k_B T} \int_0^\infty [N_s(E)]^2 \left(1 + \frac{\Delta^2}{E^2}\right) f(E)[1 - f(E)] dE,$$

$$N_s(E) = \frac{1}{2\delta} \int_{E-\delta}^{E+\delta} \frac{E'}{(E'^2 - \Delta^2)^{1/2}} dE'.$$

The SC gap Δ is set to $2\Delta/k_B T_c(H) = 3.7$ from Ref. 6, and $\delta/\Delta = 0.44$. The strong suppression of the HS peak just below T_c is not reproduced even with the relatively large δ and may be ascribed to the magnetic field. Recently, the Doppler shift effect, or the so-called Volovik effect, has been proposed as a mechanism of the suppres-

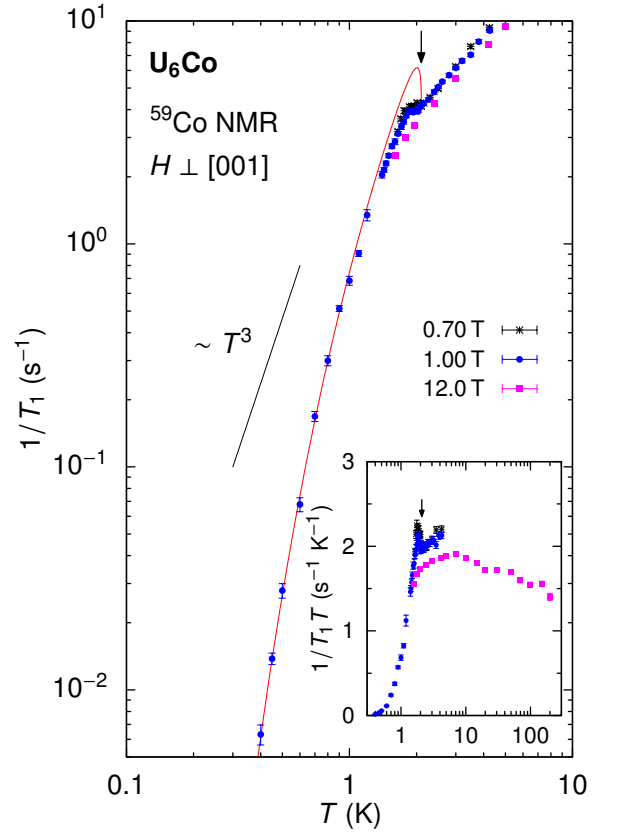


FIG. 2. (Color online) ^{59}Co nuclear spin-lattice relaxation rate $1/T_1$ of a single-crystalline U_6Co sample at 0.70, 1.00 and 12.0 T perpendicular to the [001] direction. The third magnetic field exceeds H_{c2} . The solid line is the calculated curve of SC $1/T_1$ with $2\Delta(0)/k_B T_c = 3.7$ and $\delta/\Delta(0) = 0.44$. T^3 dependence is expected in the case of the line-node gap, and the actual $1/T_1$ decreases faster than that shown. The inset shows the temperature dependence of $1/T_1 T$. The field dependence of $1/T_1 T$ could be ascribed to a tiny amount of magnetic impurity and/or the structure of the density of states around the Fermi energy. The arrows indicate T_c at 1.00 T (2.10 K).

sion of the HS peak of the s -wave superconductor under the magnetic field.⁸ The Volovik effect has been regarded as a minor effect on the low-energy excitation of quasiparticles in the case of full-gap superconductors, but this cannot be neglected for the HS peak, because it is sensitive to the edge form of the SC DOS particularly just below T_c . Therefore, it is considered that the suppression of the peak in U_6Co under the magnetic field could be explained by the Volovik effect.

$1/T_1$ of U_6Co in the normal state exhibits the Korringa relation with $1/T_1 T \simeq 2.0 \text{ s}^{-1} \text{ K}^{-1}$ just above T_c , as seen in the inset of Fig. 2, and this value is not strongly enhanced compared with other uranium-based heavy-fermion systems. For instance, this is quite smaller than that of the itinerant ferromagnetic superconductor UCoGe : $1/T_1 T \sim 10^2\text{--}10^3 \text{ s}^{-1} \text{ K}^{-1}$ in the paramagnetic state under zero magnetic field depending on the temperature.⁹ Instead, $1/T_1 T$ of U_6Co is close to that of

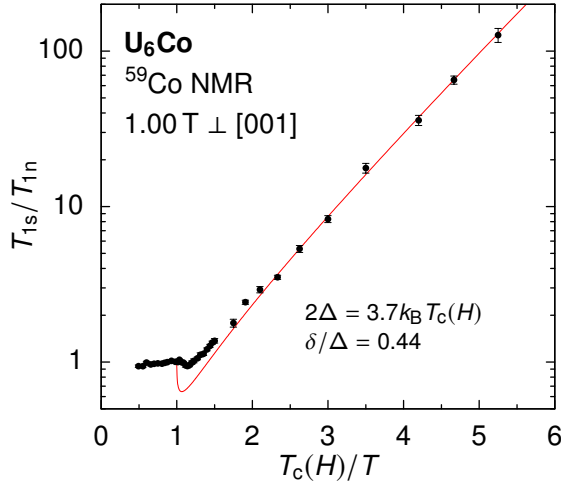


FIG. 3. (Color online) Plot of T_{1s}/T_{1n} against $T_c(H)/T$ at 1.00 T. The linear relation in this plot indicates the exponential decrease of $1/T_1$. The solid line is identical to that in Fig. 2.

^{59}Co $1/T_1T$ in YCoGe, which is a nonmagnetic reference compound of UCoGe: $1/T_1T = 2.03\text{ s}^{-1}\text{K}^{-1}$ (Ref. 10). The ordinary $1/T_1T$ value in the normal state implies that the SC phase of U_6Co is not in proximity to the ferromagnetic ground state.

The Knight shifts of U_6Co at several fields below 4.2 K are shown in Fig. 4 (a), and the NMR spectra at 1.00 T are shown in Fig. 4 (c). The decrease in the Knight shift extrapolated to $T = 0$ is $\simeq 0.039 \pm 0.005\%$ (1.00 T), $0.009 \pm 0.005\%$ (2.00 T), and $0.002 \pm 0.005\%$ (3.00 T), and these values are much smaller than the total Knight shift of $\sim 1.7\%$. In general, the Knight shift decreases due to a diamagnetic field H_{dia} as well as a decrease in the spin susceptibility in the SC state. H_{dia} is roughly expressed as $H_{\text{dia}} \simeq H_{c1} \log(H_{c2}/H)/(2 \log \kappa)$ (defined as positive), where $H_{c1} \ll H \ll H_{c2}$, H is the external field, κ is a Ginzburg-Landau parameter, and H_{c1} is the lower critical field.¹² Therefore, the diamagnetic shift $K_{\text{dia}} = H_{\text{dia}}/H$ is strongly suppressed with increasing H . On the other hand, the spin part of the Knight shift is $K_s(0)/K_s(T > T_c) \simeq aH/H_{c2}$ at lower fields (a is close to unity), and thus the Knight-shift change arising from the spin part does not strongly depend on H as long as $H/H_{c2} \ll 1$. The experimental Knight-shift decrease is suppressed with increasing H even well below H_{c2} and this is qualitatively similar to the behavior of K_{dia} . In addition, the field dependence of the Knight-shift decrease is roughly reproduced with a theoretical formula of the diamagnetic field, which is valid in a wide range of the fields,¹¹ as shown in Fig. 4 (b). Here, we adopt $\kappa = 86$ for the best fit of the experiment, which is close to $\kappa \simeq 70$ estimated from H_{c2} and the thermodynamic field.⁶ This also suggests that the diamagnetic effect is a dominant origin of the Knight-shift change in U_6Co .

The magnitude of K_s could not be properly deter-

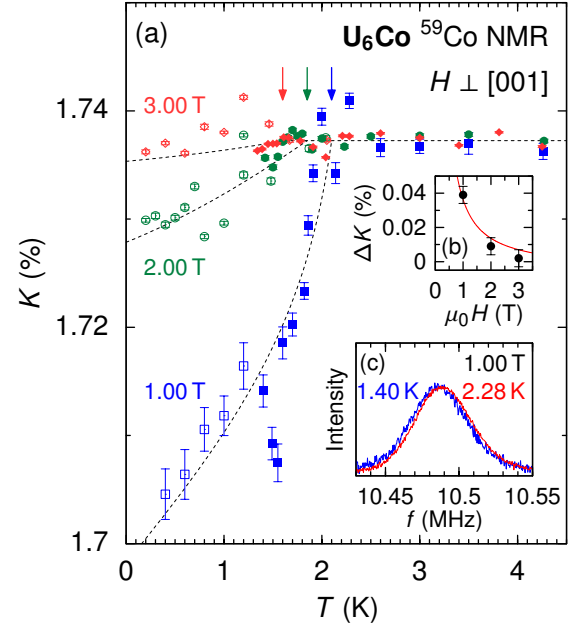


FIG. 4. (Color online) (a) ^{59}Co -NMR Knight shift in U_6Co with the field perpendicular to the $[001]$ direction. The arrows indicate T_c in each field. The open (closed) symbol represents the result with a dilution refrigerator (standard ^4He pumping). The Knight shifts shown here are the high-field limit values for eliminating the apparent field dependence even after subtracting the quadrupole effect. The apparent Knight shift K_{obs} in the normal state measured at the central line ($1/2 \leftrightarrow -1/2$) depends on the field H as $K_{\text{obs}} = K + c/H^2$, where c is a constant, and this extrinsic variation is caused by a small error of the nuclear quadrupole frequency ν_Q and the nonzero value of the square of the asymmetric parameter of the electric field gradient η^2 . The dashed lines are the guides to eye. The scattering of the data points mainly originates from the time-dependent field drift of the SC magnet, which is estimated as ~ 0.1 mT. (b) The Knight-shift change in the SC state $\Delta K \equiv K(T > T_c) - K(0)$ against H . The solid line is a theoretical curve¹¹ of the diamagnetic shift K_{dia} with $\kappa = 86$ (see text). (c) The ^{59}Co -NMR spectra at 1.00 T at the central line. The left (right) spectrum is measured at 1.40 K (2.28 K) in the SC (normal) state.

mined in this study, but there is a constraint on the value of K_s , as discussed below. Noting that K_{dia} decreases faster than H^{-1} against H , and assuming that $a \simeq 1$ for $K_s(0)$, then K_s in the normal state satisfies $-0.05\% \lesssim K_s \lesssim 0.01\%$. The lower limit is not quite strict because the concrete form of $H_{\text{dia}}(H)$ is not assumed, and the upper limit is obtained by the Knight-shift change at 3.00 T. Therefore, this constraint on K_s does not necessarily mean that a negative K_s is more likely than a positive one.

Here, we attempt to estimate how the Knight shift would behave when the Pauli-paramagnetic effect is absent in U_6Co . Since the magnetic susceptibility is temperature-independent in the normal state,⁶ the hyperfine coupling constant A_{hf} cannot be determined

through a comparison between the susceptibility and the Knight shift. Thus, we tentatively adopt $A_{\text{hf}} \simeq 3 \text{ T}/\mu_B$ for the ^{59}Co hyperfine coupling constant in U_6Co , which is a typical value for ^{59}Co in uranium-based compounds such as UCoGe^{13} and UCoAl^{14} . This is based on the assumption that the U $5f$ electrons are transferred to the Co $4s$ electrons, and the contribution of the Co $3d$ electrons is relatively small. Considering the absence of the Pauli-paramagnetic effect, H_P satisfies $H_P = H_c/\sqrt{\Delta\chi_s} > H_{c2}$, where $\Delta\chi_s$ is the decrease of the spin susceptibility in the SC state (a volume susceptibility in SI units for calculating H_P) and H_c is the thermodynamic field. Using $\mu_0 H_c = 0.065 \text{ T}$ at 0 K (Ref. 6) and the lattice parameters¹⁵ of U_6Co , $\Delta\chi_s \lesssim 0.7 \times 10^{-4} \text{ emu/U-mol}$ is deduced, which is much smaller than the total value $\chi = 5.3 \times 10^{-4} \text{ emu/U-mol}$.⁶ Thus the Knight-shift change in a spin part is estimated as $\Delta K_s = A_{\text{hf}}\Delta\chi_s/N_A\mu_B \lesssim 0.04\%$, where N_A is Avogadro's number, and μ_B is the Bohr magneton. The actual change of the Knight shift after subtracting the diamagnetic effect is sufficiently less than this limit.

It is known that the Knight-shift decrease is suppressed by spin-orbit scattering in the dirty-limit superconductors.^{16,17} In the case of U_6Co , since the mean free path is estimated to be on the same order of the BCS coherence length,⁶ this mechanism plays a minor role in the suppression of the Knight shift change. Although the above discussion is based on the assumption that A_{hf} is positive and not very small, the small spin susceptibility is a promising origin of the small Knight-shift change in U_6Co . The absence of the Pauli-paramagnetic effect is closely related to the Knight-shift behavior in the SC state in U_6Co .

In some uranium-based superconductors such as UPT_3^{18} and $\text{URu}_2\text{Si}_2^{19}$, the Knight-shift change due to SC pairing is much smaller than the total value. This means that the large part of the Knight shift is not related to the quasiparticles at the Fermi energy E_F . This also applies to U_6Co : $1/T_1T$ slightly depends on the temperature as seen in the inset of Fig. 2, reflecting the structure of the DOS around E_F , while such a temperature-variation is not seen at all in the magnetic susceptibility of U_6Co ⁶ and in the present Knight shift at 12.0 T (not shown). This indicates that the spin part of the Knight shift and spin susceptibility are quite small in total. Therefore, the spin state of the SC pairing should be carefully discussed when the Knight-shift change is absent in uranium-based superconductors.

The small spin susceptibility of U_6Co is also inferred from a comparison among U_6X compounds. The discussion here is based on Table VII in Ref. 7, and some of the data are shown in Fig. 5. The electronic specific heat coefficient of U_6X varies between $\gamma = 15\text{--}26 \text{ mJ}/(\text{K}^2 \text{ U-mol})$, and the compound with a larger γ has a higher T_c . This tendency is consistent with the BCS theory, in which a larger DOS at E_F is more favorable for the superconductivity. However, the total susceptibilities of U_6X compounds are similar (approx-

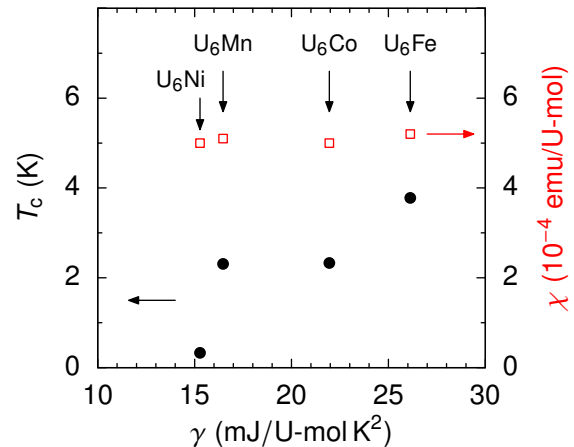


FIG. 5. (Color online) Plot of SC transition temperatures T_c (left, closed circle) and magnetic susceptibilities χ (right, open square) against electronic specific heat coefficients γ in U_6X compounds.⁷

mately $5 \times 10^{-4} \text{ emu/U-mol}$ in the powder samples), and this suggests that most of the susceptibility is independent of the quasiparticles around E_F . It seems that the Van Vleck term should make a dominant contribution to the susceptibility in these systems. The small spin susceptibility is consistent with the small g -factor,⁶ and this is not surprising if the strong spin-orbit coupling in actinides is taken into consideration.²⁰

Finally, we comment on the present Knight shift in U_6Co . A positive A_{hf} and thus, positive K_s are assumed in the above discussion for simplicity, but this is not actually evident since the Co $3d$ -electronic spins would lead to negative hyperfine coupling owing to core polarization if they have finite DOS at E_F . If the core polarization is a dominant mechanism in the spin part of the Knight shift, A_{hf} should be negative. In this case, the Knight shift could shift to larger values in the SC state depending on the magnitude of A_{hf} , which is not experimentally detected in the present field ranges. There is even a possibility that the positive Co $4s$ and negative $3d$ contributions cancel out each other, as seen in V metal,²¹ and the spin part of the Knight shift might remain constant in the SC state even if the spin susceptibility is sufficiently large for the Pauli-paramagnetic effect to occur. As for the orbital part of the ^{59}Co Knight shift in U_6Co , this does not necessarily originate only from the U $5f$ Van Vleck terms. Co $3d$ electrons also produce the orbital part of the Knight shift depending on the band occupancy. These issues can be resolved if the band structure of U_6Co is clarified.

In summary, we performed ^{59}Co NMR measurements on a single crystal of U_6Co , and found that the Knight-shift change in the SC state is small compared with the total Knight shift. This result, as well as the large upper critical field, can be understood to occur because the spin susceptibility is much smaller than the total susceptibility. The absence of the Pauli-paramagnetic effect is likely

to be associated with the negligible change in the Knight shift in this system. The value of the expected Knight-shift change in the SC state was estimated by using the plausible value of the hyperfine coupling constant. The $1/T_1$ behavior in the SC state is in good agreement with the s -wave full gap of U_6Co .

The authors would like to thank K. Okamoto and T. Urai for contributing to the experiment. They would also like to thank Y. Yanase, S. Kitagawa, Y. Maeno,

S. Yonezawa, H. Harima, and H. Ikeda for their valuable discussions. One of the authors (MM) is a research fellow of the Japan Society for the Promotion of Science (JSPS). This work was supported by Kyoto University LTM Center, and by a Grant-in-Aid for Scientific Research (Grant No. JP15H05745) and Grant-in-Aids for Scientific Research on Innovative Areas “J-Physics” (Grants No. JP15H05882, No. JP15H05884, and No. JP15K21732) from JSPS.

-
- * manago@scphys.kyoto-u.ac.jp
- ¹ B. S. Chandrasekhar and J. K. Hulm, *J. Phys. Chem. Solids* **7**, 259 (1958).
 - ² H. H. Hill and B. T. Matthias, *Phys. Rev.* **168**, 464 (1968).
 - ³ D. Aoki and J. Flouquet, *J. Phys. Soc. Jpn.* **81**, 011003 (2012).
 - ⁴ M. K. Hou, C. Y. Huang, and C. E. Olsen, *Solid State Commun.* **61**, 101 (1987).
 - ⁵ Y. Kohori, T. Kohara, Y. Kitaoka, K. Asayama, M. B. Maple, and M. W. McElfresh, *J. Phys. Soc. Jpn.* **56**, 1645 (1987).
 - ⁶ D. Aoki, A. Nakamura, F. Honda, D. Li, and Y. Homma, *J. Phys. Soc. Jpn.* **85**, 073713 (2016).
 - ⁷ L. E. DeLong, R. P. Guertin, S. Hasanain, and T. Fariss, *Phys. Rev. B* **31**, 7059 (1985).
 - ⁸ Q.-P. Ding, P. Wiecki, V. K. Anand, N. S. Sangeetha, Y. Lee, D. C. Johnston, and Y. Furukawa, *Phys. Rev. B* **93**, 140502 (2016).
 - ⁹ T. Ohta, T. Hattori, K. Ishida, Y. Nakai, E. Osaki, K. Deguchi, N. K. Sato, and I. Satoh, *J. Phys. Soc. Jpn.* **79**, 023707 (2010).
 - ¹⁰ K. Karube, T. Hattori, Y. Ihara, Y. Nakai, K. Ishida, N. Tamura, K. Deguchi, N. K. Sato, and H. Harima, *J. Phys. Soc. Jpn.* **80**, 064711 (2011).
 - ¹¹ E. H. Brandt, *Phys. Rev. B* **68**, 054506 (2003).
 - ¹² M. Tinkham, *Introduction to Superconductivity*, 2nd ed. (Dover Publications, Inc., New York, 1996).
 - ¹³ Y. Ihara, T. Hattori, K. Ishida, Y. Nakai, E. Osaki, K. Deguchi, N. K. Sato, and I. Satoh, *Phys. Rev. Lett.* **105**, 206403 (2010).
 - ¹⁴ H. Nohara, H. Kotegawa, H. Tou, T. D. Matsuda, E. Yamamoto, Y. Haga, Z. Fisk, Y. Ōnuki, D. Aoki, and J. Flouquet, *J. Phys. Soc. Jpn.* **80**, 093707 (2011).
 - ¹⁵ J. J. Engelhardt, *J. Phys. Chem. Solids* **36**, 123 (1975).
 - ¹⁶ P. W. Anderson, *Phys. Rev. Lett.* **3**, 325 (1959).
 - ¹⁷ K. Miyake and K. Asayama, *Phys. Rev. B* **62**, 11363 (2000).
 - ¹⁸ H. Tou, Y. Kitaoka, K. Ishida, K. Asayama, N. Kimura, Y. Ōnuki, E. Yamamoto, Y. Haga, and K. Maezawa, *Phys. Rev. Lett.* **80**, 3129 (1998).
 - ¹⁹ T. Hattori, H. Sakai, Y. Tokunaga, S. Kambe, T. D. Matsuda, and Y. Haga, *J. Phys. Soc. Jpn.* **85**, 073711 (2016).
 - ²⁰ K. T. Moore and G. van der Laan, *Rev. Mod. Phys.* **81**, 235 (2009).
 - ²¹ R. J. Noer and W. D. Knight, *Rev. Mod. Phys.* **36**, 177 (1964).