

Charged lepton flavour violation from low scale seesaw neutrinos *

Valentina De Romeri

*Departamento de Física Teórica and Instituto de Física Teórica, IFT-UAM/CSIC,
Universidad Autónoma de Madrid, Cantoblanco, 28049 Madrid, Spain*
valentina.deromeri@uam.es

Maria Jose Herrero

*Departamento de Física Teórica and Instituto de Física Teórica, IFT-UAM/CSIC,
Universidad Autónoma de Madrid, Cantoblanco, 28049 Madrid, Spain*
maria.herrero@uam.es

Xabier Marcano

*Departamento de Física Teórica and Instituto de Física Teórica, IFT-UAM/CSIC,
Universidad Autónoma de Madrid, Cantoblanco, 28049 Madrid, Spain*
xabier.marcano@uam.es

Francesca Scarcella[†]

*Departamento de Física Teórica and Instituto de Física Teórica, IFT-UAM/CSIC,
Universidad Autónoma de Madrid, Cantoblanco, 28049 Madrid, Spain
and Dipartimento di Fisica e Astronomia,
Università di Bologna, via Irnerio 46, 40126 Bologna, Italy*
francesca.scarcella@studio.unibo.it

In the work presented here, we have studied the impact of right handed neutrinos, which are introduced to account for the evidence of neutrino masses, on charged lepton flavour violating observables. In particular, we have focused on the loop induced decays of the Z boson into two leptons of different flavour. We have performed a numerical study of the rates predicted for these processes within the Inverse Seesaw model, specifically considering scenarios where $\mu - e$ transitions are suppressed. Our conclusion, after comparison with the most relevant experimental constraints, is that branching ratios as large as 10^{-7} can be predicted in the $\tau - \mu$ or $\tau - e$ channels, together with heavy neutrinos having masses of the TeV order. Such rates could be accessible at next generation colliders.

*Corfu Summer Institute 2016 "School and Workshops on Elementary Particle Physics and Gravity"
31 August - 23 September, 2016
Corfu, Greece*

*IFT-UAM/CSIC-17-038, FTUAM-17-6

[†]Speaker.

1. Introduction

Flavour violating transitions are strictly prohibited by the Standard Model (SM) of particle physics in its leptonic sector, as a direct consequence of the neutrinos being assumed to be massless. This prediction has been proven wrong by experiments: a neutrino produced in a specific flavour state, either ν_e, ν_μ, ν_τ , has an oscillating probability to be detected after some time as a different flavour state. Neutrino oscillations are explained through misalignment of the interaction and mass basis and thus interpreted as proof that neutrinos are massive, although extremely light.

On the other hand, no process involving Lepton Flavour Violation (LFV) has been observed between charged leptons, despite an intense experimental program currently searching for it. Much effort is put into these searches because any observation of such transitions would indicate physics beyond the SM, and give us hints to understand the laws of Nature at a more fundamental level. Some of the current upper bounds on charged LFV (cLFV) transitions are summarised in Tables 1 and 2. The most stringent limits come from the present bounds on LFV muon decays, from the MEG and SINDRUM experiments. These have constrained the branching ratios for LFV μ decays and μ to e conversions in nuclei to be below 10^{-12} - 10^{-13} at 90% C.L.. LFV decays of the Higgs and Z boson are also being searched for at LHC, where ATLAS and CMS have both established interesting bounds, summarised in Table 2. The sensitivities to these decays are expected to improve significantly, both at LHC and at experiments that are under study at present, such as linear colliders or a future circular collider. In particular, the expected sensitivity to LFV Z decays (LFVZD) at future linear colliders has been estimated as 10^{-9} , while a Future Circular e^+e^- Collider (such as FCC-ee/TLEP), is further estimated to be able to produce up to 10^{13} Z bosons, meaning that the sensitivities to LFVZD rates could be improved up to roughly $\sim 10^{-13}$. LFVZD decays have been chosen as the main subject of the study we are presenting here, Ref. [1].

The search for cLFV plays an important role in neutrino physics. Neutrino masses necessarily induce loop level LFV in the charged lepton sector, with model dependent rates. This provides a very valuable discriminant between the many different models able to account for neutrino masses. Amongst these, the ones generally considered to be most attractive belong to the class of so-called Seesaw models. These relate the lightness of neutrinos to the existence of a very high energy scale where some kind of new physics comes into play. The extreme lightness of neutrinos is explained through the small ratio between the vacuum expectation value of the Higgs and the high scale of new physics. The most natural realisations of the Seesaw mechanism are those which assume the existence of neutrinos of right handed (RH) chirality: neutrinos are the only fundamental particles that appear in the SM exclusively through their left handed (LH) chiral component. In this case the new physics scale is the mass of the RH neutrinos. As an example, consider the Type-I Seesaw model (SS-I) [2], the simplest of the family. The SS-I extends the SM with RH neutrinos introducing both a Dirac and a Majorana mass term:

$$\mathcal{L}^{SS-I} = -Y_V^{ij} \bar{L}_i \tilde{\Phi} \nu_{Rj} + \frac{1}{2} M_R^{ij} \bar{\nu}_{Ri}^c \nu_{Rj} + h.c., \quad (1.1)$$

where $\{L_i\}_{i=1,2,3}$ are the 3 SM lepton doublets, Φ is the SM Higgs doublet, $\tilde{\Phi} = i\sigma_2 \Phi^*$. The Dirac mass term is originated through EWSB from the Yukawa interaction: $m_D = Y_V \langle \Phi \rangle$. The limit $m_D \ll M_R$ is then taken. This is physically justified by the fact that the Majorana mass term is

LFV Observable	Present Bound (90%CL)	Future Sensitivity
BR($\mu \rightarrow e\gamma$)	4.2×10^{-13} (MEG 2016)	4×10^{-14} (MEG-II)
BR($\tau \rightarrow e\gamma$)	3.3×10^{-8} (BABAR 2010)	10^{-9} (BELLE-II)
BR($\tau \rightarrow \mu\gamma$)	4.4×10^{-8} (BABAR 2010)	10^{-9} (BELLE-II)
BR($\mu \rightarrow eee$)	1.0×10^{-12} (SINDRUM 1988)	10^{-16} Mu3E (PSI)
BR($\tau \rightarrow eee$)	2.7×10^{-8} (BELLE 2010)	$10^{-9,-10}$ (BELLE-II)
BR($\tau \rightarrow \mu\mu\mu$)	2.1×10^{-8} (BELLE 2010)	$10^{-9,-10}$ (BELLE-II)
BR($\tau \rightarrow \mu\eta$)	2.3×10^{-8} (BELLE 2010)	$10^{-9,-10}$ (BELLE-II)
CR($\mu - e$, Au)	7.0×10^{-13} (SINDRUM II 2006)	10^{-18} PRISM (J-PARC)
CR($\mu - e$, Ti)	4.3×10^{-12} (SINDRUM II 2004)	3.1×10^{-15} COMET-I (J-PARC)
CR($\mu - e$, Al)		2.6×10^{-17} COMET-II (J-PARC)
		2.5×10^{-17} Mu2E (Fermilab)

Table 1: Present upper bounds and future expected sensitivities for cLFV transitions.

LFV Observable	Present Bound (95%CL)
BR($Z \rightarrow \mu e$)	1.7×10^{-6} (LEP 1995), 7.5×10^{-7} (ATLAS 2014)
BR($Z \rightarrow \tau e$)	9.8×10^{-6} (LEP 1995)
BR($Z \rightarrow \tau\mu$)	1.2×10^{-5} (LEP 1995), 1.69×10^{-5} (ATLAS 2014)
BR($H \rightarrow \mu e$)	3.6×10^{-3} (CMS 2015)
BR($H \rightarrow \tau e$)	1.04×10^{-2} (ATLAS 2016), 0.7×10^{-2} (CMS 2015)
BR($H \rightarrow \tau\mu$)	1.43×10^{-2} (ATLAS 2016), 1.51×10^{-2} (CMS 2015)

Table 2: Present upper bounds at 95% CL on LFV decays of Z and H bosons.

invariant under the full SM gauge group, so that it does not need to be related to the EWSB scale. Defining a vector of RH fields (we omit the flavour indices for shortness) $\mathbf{v} = (v_L^C, v_R)^T$, the mass Lagrangian can be written as a Majorana mass term:

$$\mathcal{L}_M = -\frac{1}{2} \mathbf{v}^C M \mathbf{v} + h.c. = -\frac{1}{2} \mathbf{v}^C \begin{pmatrix} 0 & m_D \\ m_D^T & M_R \end{pmatrix} \mathbf{v} + h.c.. \quad (1.2)$$

Since the matrix M is symmetrical, it can be brought in diagonal form by a unitary transformation U^v :

$$\text{diag}(m_{n_1}, \dots, m_{n_g}) = U^{vT} M U^v, \quad (1.3)$$

Upon diagonalisation we obtain the physical mass eigenstates. These are Majorana neutrinos, two for each generation. In the one generation case, the masses of the two neutrinos in the Seesaw limit are:

$$m_{n_1} \simeq \frac{m_D^2}{M_R}, \quad m_{n_2} \simeq M_R. \quad (1.4)$$

One of the mass eigenstates represents a beyond the SM heavy neutrino of mass approximately

equal to M_R , while the other has its mass suppressed by the same heavy scale*. The same mechanism operates in the three generations case, yielding three very heavy exotic neutrinos states and three light ones, that we identify with the neutrinos we have observed.

With $\mathcal{O}(1)$ Yukawa couplings (of the order of the top Yukawa), light neutrino masses at the eV scale are obtained by taking $M_R \sim 10^{15}$ GeV. For Yukawas of the order of the electron Yukawa, $\mathcal{O}(10^{-6})$, the heavy mass scale must be set at $M_R \sim 1$ TeV.

As we mentioned, the presence of massive neutrinos will induce, at loop level, cLFV processes. In the Type-I Seesaw model, however, their amplitudes turn out to be suppressed by powers of the same small ratio m_D/M_R that suppresses neutrino masses, making them inaccessible in any reasonable future experimental scenario. This is not, however, a characteristic common to all Seesaw models: some of them, the so called low scale Seesaw models, combine a new physics scale of the $\mathcal{O}(TeV)$ with $\mathcal{O}(1)$ Yukawa couplings.

2. The Inverse Seesaw Model

We have considered in this work one of the most known low scale Seesaw models, the Inverse Seesaw (ISS) [3]. The ISS extends the SM particle content by introducing RH neutrinos in three pairs of opposite lepton number (LN): ν_R (with LN $L_{\nu_R} \equiv 1$) and X ($L_X \equiv -1$). The SM is extended with the Lagrangian:

$$\mathcal{L}_{ISS} \equiv -Y_v^{ij} \bar{L}_i \tilde{\Phi} \nu_{Rj} - M_R^{ij} \bar{\nu}_{Ri}^c X_j - \frac{1}{2} \mu_X^{ij} \bar{X}_i^c X_j + h.c., \quad (2.1)$$

where μ_X is a Majorana complex 3×3 symmetric mass matrix. This last term is the only one, in the total Lagrangian, that violates LN conservation: the mass parameter μ_X is then protected by the correspondent symmetry. Based on this argument, the Lagrangian is studied in the Seesaw limit $\mu_X \ll m_D \ll M_R$. The mass Lagrangian after EWSB is:

$$\mathcal{L}_{ISS}^M = -\frac{1}{2} \begin{pmatrix} \bar{\nu}_L & \bar{\nu}_R^c & \bar{X}^c \end{pmatrix} \begin{pmatrix} 0 & m_D & 0 \\ m_D^T & 0 & M_R \\ 0 & M_R^T & \mu_X \end{pmatrix} \begin{pmatrix} \nu_L^c \\ \nu_R \\ X \end{pmatrix} + h.c. \equiv -\frac{1}{2} \bar{\nu}^c M_{ISS} \nu + h.c.. \quad (2.2)$$

In analogy with the Type I Seesaw case, we can find a basis of Majorana neutrino fields in which the mass matrix is diagonal. In the one SM generation case we obtain one light state and two heavy ones, with masses:

$$m_1 \approx \frac{m_D^2}{M_R^2} \mu_X \quad m_{2,3} \approx \pm M_R + \frac{\mu_X}{2}. \quad (2.3)$$

The light neutrino mass m_1 is proportional to μ_X , so that it becomes massless in the $\mu_X \rightarrow 0$ limit. The other two masses m_2, m_3 are close to each other, with their splitting also being proportional to the small scale of LN violation. A similar behaviour occurs in the case of three SM generations and three generations of extra fermionic singlet pairs: we obtain three light Majorana neutrinos and six

*The light mass eigenstate n_1 is predominantly composed of ν_L , while the heavy eigenstate n_2 is mainly composed of ν_R . The admixture of the singlet neutrino state ν_R in n_1 and that of the usual neutrinos ν_L in n_2 are of the order of m_D/M_R .

heavy ones. In this case, the mass matrix M_{ISS} can be diagonalised by blocks, leading, at first order in m_D^2/M_R^2 , to the following 3×3 light neutrino mass matrix:

$$M_{\text{light}} \simeq m_D (M_R^T)^{-1} \mu_X M_R^{-1} m_D^T. \quad (2.4)$$

This may then be diagonalised to find the three light mass eigenstates that are to be identified with the light neutrinos observed in oscillation experiments. The six heavy neutrinos form three pseudo-Dirac pairs, their masses approximately given by the eigenvalues of M_R with splitting of order $\mathcal{O}(\mu_X)$.

The introduction of extra RH neutrinos produces a departure from the SM interaction Lagrangian. Such departure is due to: (i) the presence of a Yukawa interaction term for the neutrinos; (ii) the non-alignment of the neutrino physical and interaction basis. With respect to the SM, we obtain extra terms coupling the Higgs to the leptons and modified terms describing the weak interaction. We list below the relevant interaction Lagrangians for the ISS in the physical basis with three generations and a total of nine Majorana neutrinos, given in the Feynman - t'Hooft gauge. The presence of the fermionic singlets induces flavour to be violated by mixings in both charged and neutral current interactions.

$$\mathcal{L}_W = -\frac{g}{\sqrt{2}} \sum_{i=1}^3 \sum_{j=1}^9 W_\mu^- \bar{\ell}_i B_{\ell_i n_j} \gamma^\mu P_L n_j + h.c., \quad (2.5)$$

$$\mathcal{L}_Z = -\frac{g}{4c_W} \sum_{i,j=1}^9 Z_\mu \bar{n}_i \gamma^\mu \left[C_{n_i n_j} P_L - C_{n_i n_j}^* P_R \right] n_j, \quad (2.6)$$

$$\mathcal{L}_H = -\frac{g}{2m_W} \sum_{i,j=1}^9 H \bar{n}_i C_{n_i n_j} \left[m_{n_i} P_L + m_{n_j} P_R \right] n_j, \quad (2.7)$$

$$\mathcal{L}_{G^\pm} = -\frac{g}{\sqrt{2}m_W} \sum_{i=1}^3 \sum_{j=1}^9 G^\mp \bar{\ell}_i B_{\ell_i n_j} \left[m_{\ell_i} P_L - m_{n_j} P_R \right] n_j + h.c., \quad (2.8)$$

$$\mathcal{L}_{G^0} = -\frac{ig}{2m_W} \sum_{i,j=1}^9 G^0 \bar{n}_i C_{n_i n_j} \left[m_{n_i} P_L - m_{n_j} P_R \right] n_j. \quad (2.9)$$

In the equations above, $P_{L,R} = (1 \mp \gamma^5)/2$ are the usual chirality projectors, g is the weak coupling constant, $c_W^2 = m_W^2/m_Z^2$, and m_{n_i} , m_{ℓ_i} are the physical neutrino and lepton masses respectively. Finally, B and C are 3×9 and 9×9 dimensional matrices, respectively, which are defined as

$$B_{\ell_i n_j} \equiv \sum_{k=1}^3 V_{ik}^l U_{kj}^{V*} \quad \text{and} \quad C_{n_i n_j} \equiv \sum_{k=1}^3 U_{ki}^V U_{kj}^{V*}, \quad (2.10)$$

where U^V is the unitary matrix diagonalizing the full mass matrix. The 3×3 matrix V^l allows for non-alignment of the mass and interaction basis for the charged leptons. If we assume, as we will here, these to be equivalent, then the B matrix simply defines the composition of the interacting LH neutrinos in terms of the physical ones. In particular, the 3×3 sub-block of $B_{\ell_i n_j}$ obtained for $i, j = \{1, 2, 3\}$, encodes the rotation from the interacting LH neutral leptons to the light physical neutrinos. It is an important prediction of the model since it may be directly confronted with experimental data from neutrino oscillations.

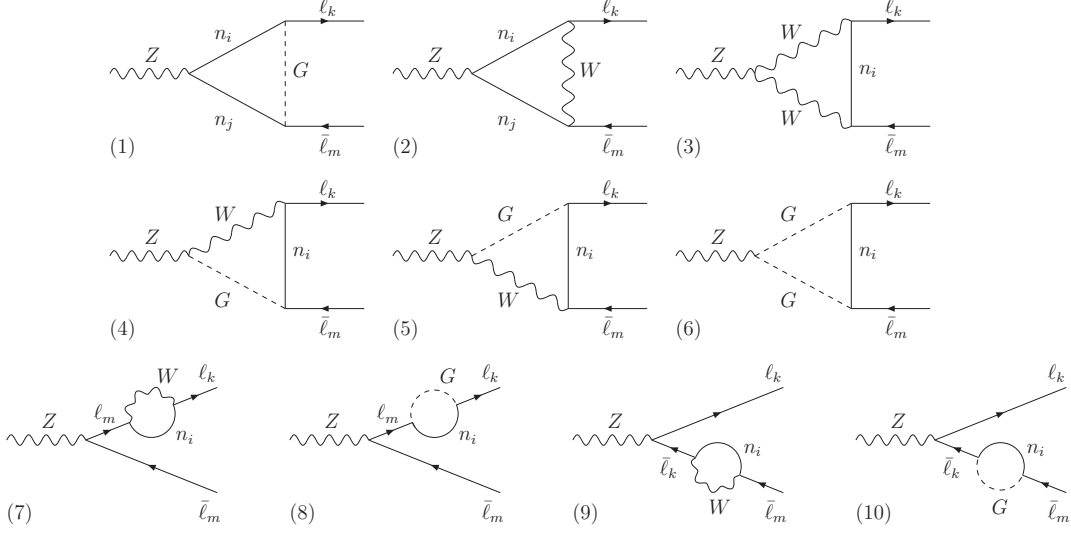


Figure 1: One-loop diagrams in the Feynman-t'Hooft gauge for LFV Z decays.

Notice in particular that the addition of massive neutrinos also allows flavour violating $Z\nu_i\nu_j$ interactions (flavour-changing neutral currents), see Eq. (2.6). Together with the charged-current couplings, these interactions will induce, at one-loop level, an effective charged lepton flavour violating vertex $Z\ell_1\ell_2$ with $\ell_1 \neq \ell_2$, see Figure 1.

3. The ISS with suppressed μ - e transitions

LFVZD processes in the presence of low-scale heavy neutrinos have been studied in recent works, considering the full one-loop contributions [4] or computing the relevant Wilson coefficients [5]. In these works, maximum allowed rates for these decays were found when considering a minimal $3+1$ toy model: this predicted $\text{BR}(Z \rightarrow \tau\mu)$ up to $\mathcal{O}(10^{-8})$, in the reach of future linear colliders, for a heavy neutrino mass in the few TeV range. When considering more realistic scenarios, such as the (2,3) or (3,3) realisations of the ISS model, smaller rates $\lesssim \mathcal{O}(10^{-9})$ were achieved. These would be below the sensitivities of future linear colliders and might be accessible only at future circular e^+e^- colliders. The above results have been obtained through scans of the parameter space. However, we have shown in Ref. [1] that larger maximum allowed rates for $\text{BR}(Z \rightarrow \tau\mu)$ and $\text{BR}(Z \rightarrow \tau e)$ can be obtained by considering the particular scenarios we present in this section. This analysis is based on the parametrisation proposed in Ref. [6] for the ISS model, in which the Majorana mass μ_X is computed as an appropriate function of M_R and Y_ν (cfr. Eq. (2.4)), in order to impose a priori agreement with oscillation experiments data:

$$\mu_X = M_R^T m_D^{-1} M_{\text{light}}^{\text{exp}} (m_D^T)^{-1} M_R, \quad (3.1)$$

where:

$$M_{\text{light}}^{\text{exp}} = U_{\text{PMNS}}^* \text{diag}(m_{\nu_1}, m_{\nu_2}, m_{\nu_3}) U_{\text{PMNS}}^\dagger. \quad (3.2)$$

The advantage of this procedure lies in the fact that, apart from its important role in suppressing light neutrino masses, μ_X has little impact on the LFV and RH neutrino induced phenomenology of the model, which is instead controlled mainly by the Yukawa coupling and by the heavy mass scale M_R . Thus, by maintaining these as input parameters, we obtain direct control on the phenomenological predictions we are interested in, as we now discuss.

We have allowed only real values for the Y_V matrix, in order to avoid potential constraints from lepton electric dipole moments. For simplicity, we have worked in the basis where the matrix M_R is diagonal and assumed its eigenvalues to be degenerate *i.e.*, $M_{R1,2,3} \equiv M_R$.

Following the geometrical interpretation discussed in [6], the entries of the real 3×3 Yukawa matrix can be interpreted as of the components of three vectors (n_e, n_μ, n_τ) :

$$Y_V \equiv f \begin{pmatrix} n_e \\ n_\mu \\ n_\tau \end{pmatrix}. \quad (3.3)$$

In the definition above we have factored out a positive factor f . The other parameters that determine the Y_V matrix are: three moduli $|n_e|, |n_\mu|, |n_\tau|$, three relative flavour angles $\theta_{\mu e}, \theta_{\tau e}, \theta_{\tau\mu}$ and, finally, three extra angles $\theta_1, \theta_2, \theta_3$ that parametrize a global rotation \mathcal{O} . We take $|n_e|, |n_\mu|, |n_\tau|$ of $\sim O(1)$, so that f defines the strength of the coupling. With the assumptions we mentioned above, the only further input parameters of the model are the heavy mass scale M_R , which roughly corresponds to the mass of the heavy neutrinos, and the mass of the lightest neutrino. The latter has little influence on the model's predictions; we have set it to 0.01 eV in our computations,

The Yukawa matrix enters in the amplitude rates for one-loop induced cLFV processes through the combination $Y_V Y_V^T$ [6].

$$Y_V Y_V^T = f^2 \begin{pmatrix} |n_e|^2 & n_e \cdot n_\mu & n_e \cdot n_\tau \\ n_e \cdot n_\mu & |n_\mu|^2 & n_\mu \cdot n_\tau \\ n_e \cdot n_\tau & n_\mu \cdot n_\tau & |n_\tau|^2 \end{pmatrix}, \quad (3.4)$$

so that, for instance, the dominant contribution to $\text{BR}(\ell_m \rightarrow \ell_k \gamma)$ depends on the combination $n_m \cdot n_k$. This suggests that a selective suppression of the $\text{BR}(\ell_\mu \rightarrow \ell_e \gamma)$, and of μ - e transitions in general, may be achieved by enforcing the orthogonality of n_e and n_μ . This condition can be easily imposed on the Yukawa couplings. The most general Yukawa matrix that satisfies $c_{\mu e} = 0$ (with $c_{ij} \equiv \cos \theta_{ij}$) is:

$$Y_V = A \cdot \mathcal{O} \quad \text{with} \quad A \equiv f \begin{pmatrix} |n_e| & 0 & 0 \\ 0 & |n_\mu| & 0 \\ |n_\tau| c_{\tau e} & |n_\tau| c_{\tau\mu} & |n_\tau| \sqrt{1 - c_{\tau e}^2 - c_{\tau\mu}^2} \end{pmatrix}, \quad (3.5)$$

where we have factored out the global rotation matrix \mathcal{O} , which does not affect the phenomenological predictions.

While imposing orthogonality of n_e and n_μ sets to zero the main contribution to LFV one loop processes in the μ - e sector, subdominant contributions exist: the μ - e transition can occur through the combination of τ - μ and τ - e transitions. This is encoded in terms which have the form $Y_V Y_V^T Y_V Y_V^T$ and are proportional to $c_{\tau\mu}^2$ and $c_{\tau e}^2$. Consider for instance the radiative decay

$\mu \rightarrow e\gamma$, which is particularly relevant due to the strong bound recently set by MEG. The numerical significance of the subdominant contribution to this decay amplitude is illustrated in Figure 2. Here we consider a Yukawa matrix of the form given in Eq. (3.5), and show $\text{BR}(\mu \rightarrow e\gamma)$, computed through the full one-loop expressions, as a function of $c_{\tau\mu}^2$ and $c_{\tau e}^2$. Predictions for $\text{BR}(\tau \rightarrow \mu\gamma)$ and $\text{BR}(\tau \rightarrow e\gamma)$ are represented for comparison in the vertical and horizontal axes, respectively[†].

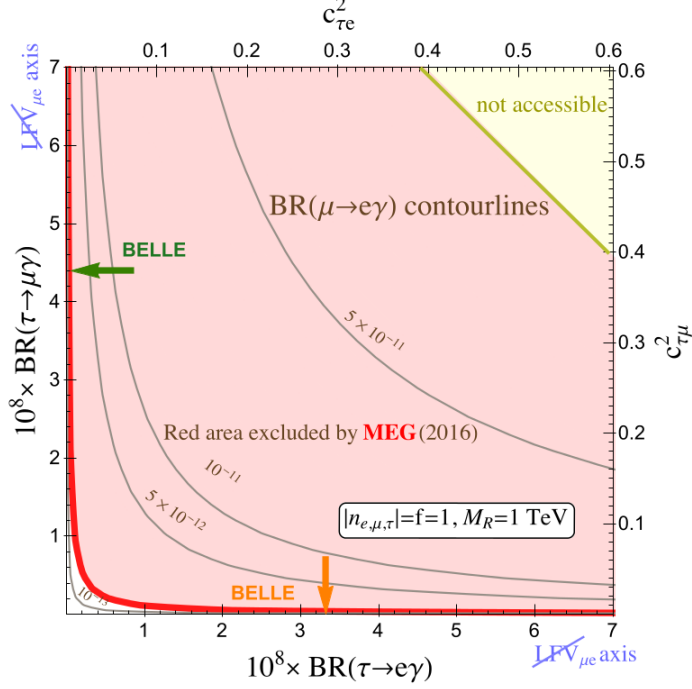


Figure 2: Contour lines for $\text{BR}(\mu \rightarrow e\gamma)$ as function of $\text{BR}(\tau \rightarrow e\gamma)$ and $\text{BR}(\tau \rightarrow \mu\gamma)$ rates, for $M_R = 1 \text{ TeV}$, $|n_{e,\mu,\tau}| = f = 1$. The yellow area represents the region that cannot be accessed with real Yukawa matrices. The red area is excluded by upper bound on $\mu \rightarrow e\gamma$ from MEG, while the orange (green) arrow marks the present upper bound on $\tau \rightarrow e\gamma$ ($\tau \rightarrow \mu\gamma$) from Babar.

We notice that, despite the predictions for $\text{BR}(\mu \rightarrow e\gamma)$ being orders of magnitude smaller than those for the τ radiative decays, the MEG bound on this process still excludes the sector of parameter space where $\text{BR}(\tau \rightarrow e\gamma)$ and $\text{BR}(\tau \rightarrow \mu\gamma)$ are simultaneously significant. Large amplitudes for cLFV processes in either of the τ sectors, are allowed only along the axes of the plot (defined by $c_{\tau e} = 0$ and $c_{\tau\mu} = 0$ respectively).

Motivated by the above observations, we have defined the following two classes of scenarios: the TM class ($c_{\tau e} = c_{\mu e} = 0$), composed by scenarios that induce relevant cLFV phenomenology in the τ - μ sector, but always give negligible rates for $\text{LFV}_{\mu e}$ and $\text{LFV}_{\tau e}$ transitions; and the TE class ($c_{\tau\mu} = c_{\mu e} = 0$) which may lead to large rates only in the τ - e sector. These two classes compose what we have called the ISS- $\text{LFV}_{\mu e}$.

In Table 3 we list some examples of scenarios that belong to the TM class. We will use them

[†] $\text{BR}(\tau \rightarrow \mu\gamma)$ has been verified to be largely independent of $c_{\tau e}$ (and vice versa for $\tau \rightarrow e\gamma$).

for numerical estimations in section 6. Equivalent examples for the TE scenarios are obtained by exchanging μ and e in the TM ones. While we will refer in the following to the TM class mainly, corresponding results are obtained considering the TE class.

Scenario Name	$c_{\tau\mu}$	$ n_e $	$ n_\mu $	$ n_\tau $
TM-1	$1/\sqrt{2}$	1	1	1
TM-2	1	1	1	1
TM-3	$1/\sqrt{2}$	0.1	1	1
TM-4	1	0.1	1	1
TM-5	1	$\sqrt{2}$	1.7	$\sqrt{3}$
TM-6	$1/3$	$\sqrt{2}$	$\sqrt{3}$	$\sqrt{3}$
TM-7	0.1	$\sqrt{2}$	$\sqrt{3}$	1.1
TM-8	1	$1/2$	$1/3$	$1/4$

Table 3: Examples of Yukawa coupling matrices defining scenarios of the TM class. We have used these scenarios for the numerical estimates presented in section 6. Equivalent scenarios of the TE class are easily obtained by exchanging μ and e .

4. LFV Z decay rates

The TM realisations of the ISS model can result in large rates for the LFV Z decay $Z \rightarrow \tau\mu$. We have verified this by computing with our Mathematica code the full one loop rates for different values of the free parameters M_R , f , $|n_\tau|$, $|n_\mu|$, $|n_e|$ and $c_{\tau\mu}$. The rates decrease with the heavy scale M_R (for large values of this mass scale the heavy neutrinos decouple from the light ones) and grow with the Yukawa coupling strength f . For large values of f and small values of M_R the predicted rates are close to the upper bound from LEP and to present LHC sensitivity. We display in Figure 3 the behaviour of the $\text{BR}(Z \rightarrow \tau\mu)$ rates with the M_R , f and $c_{\tau\mu}$ parameters for fixed values of $|n_e| = |n_\mu| = |n_\tau| = 1$, $c_{\tau e} = 0$ and $\mathcal{O} = \mathbb{I}$.

5. Constraints

Before concluding on the maximum allowed branching ratio for LFVZD within the ISS- $\mathcal{L}\mathcal{FV}_{\mu e}$, we must find out which area of parameter space is allowed by the current experimental observations. We have evaluated numerically with our Mathematica code the model's predictions for those observables which are expected to provide the most stringent constraints. All bounds have been applied at the 3σ level. Full details of our computations can be found in Ref. [1].

5.1 LFV lepton decays

By construction, the ISS- $\mathcal{L}\mathcal{FV}_{\mu e}$ scenarios that we are studying suppress LFV in two out of the three $\ell_i\text{-}\ell_j$ sectors. The only relevant LFV decays within the TM class occur in the $\tau\text{-}\mu$ sector. The most important experimental bound are set by $\tau \rightarrow \mu\gamma$ and $\tau \rightarrow \mu\mu\mu$ decays. We have computed the full one loop rates and compared them with their experimental upper limits from Babar and

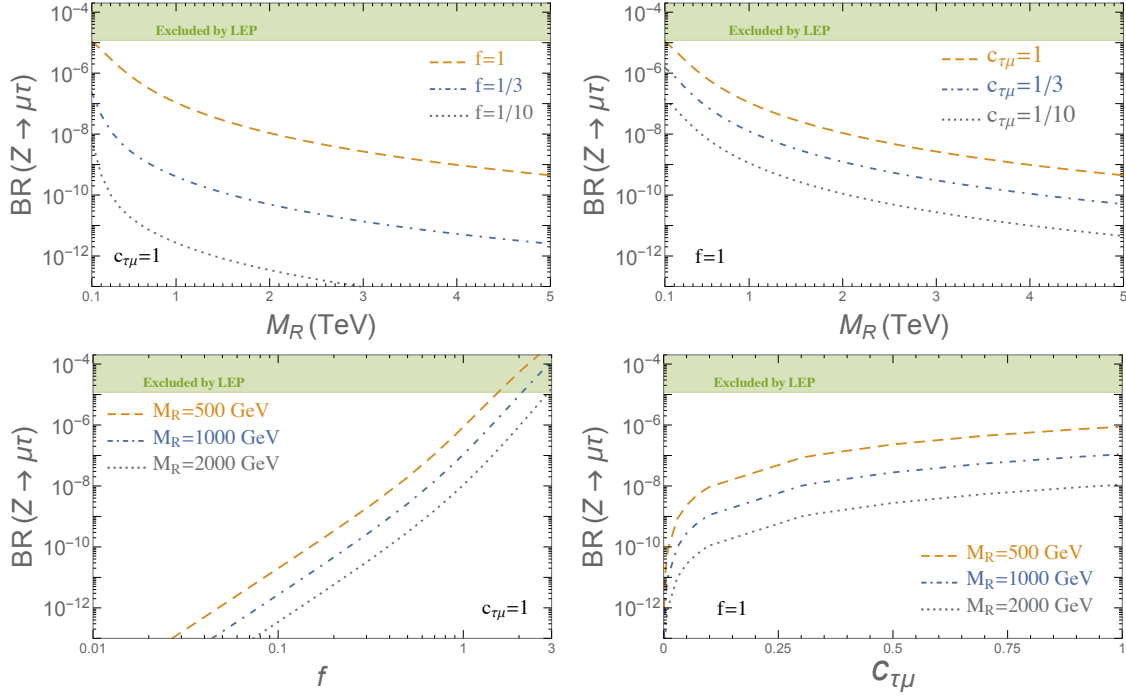


Figure 3: Predictions for $\text{BR}(Z \rightarrow \tau\mu)$ within the ISS model as function of the heavy neutrino mass parameter M_R (two upper panels), the neutrino Yukawa coupling strength f (lower left panel) and $c_{\tau\mu}$ (lower right panel) for various choices of the relevant parameters. In all plots we have fixed, $c_{\tau e} = 0$ and $|n_{e,\mu,\tau}| = 1$. The upper shadowed areas are excluded by LEP. Similar results for $\text{BR}(Z \rightarrow \tau e)$ by exchanging $c_{\tau e}$ and $c_{\tau\mu}$.

Belle, respectively (see Table 1). Note that for high values of f and small M_R , rates in the range of the exclusion bounds are obtained.

It is interesting to compare the predictions for the LFV Z decays with those for the three body LFV lepton decays. The $\text{BR}(\tau \rightarrow \mu\mu\mu)$ rates are strongly dominated by the Z penguin contributions. This implies an important correlation between $\tau \rightarrow \mu\mu\mu$ and $Z \rightarrow \tau\mu$, since the effective vertex responsible of the latter appears in the Z penguin diagram. In fact, it turns out that the whole three body decay amplitude can be approximated fairly well by considering the Z penguin diagram alone, as shown in Figure 4. Notice how the present upper bound on $\tau \rightarrow \mu\mu\mu$ from Belle alone excludes rates of $\text{BR}(Z \rightarrow \tau\mu)$ higher than $\sim 2 \times 10^{-7}$.

5.2 Lepton Flavour Universality

It has been shown by previous studies that leptonic and semileptonic decays of pseudoscalar mesons can put important constraints on the mixing between the active and the sterile neutrinos in the ISS. In particular, the most severe bounds arise from the violation of lepton universality in leptonic kaon decays. We computed Δr_k and compared it with the experimental results from the NA62 collaboration. We found that the resulting exclusions become more important as the ratio between $|n_e|$ and $|n_\mu|$ departs from one. In general however the constraints obtained from this observable are weaker than those obtained from LFV lepton decays.

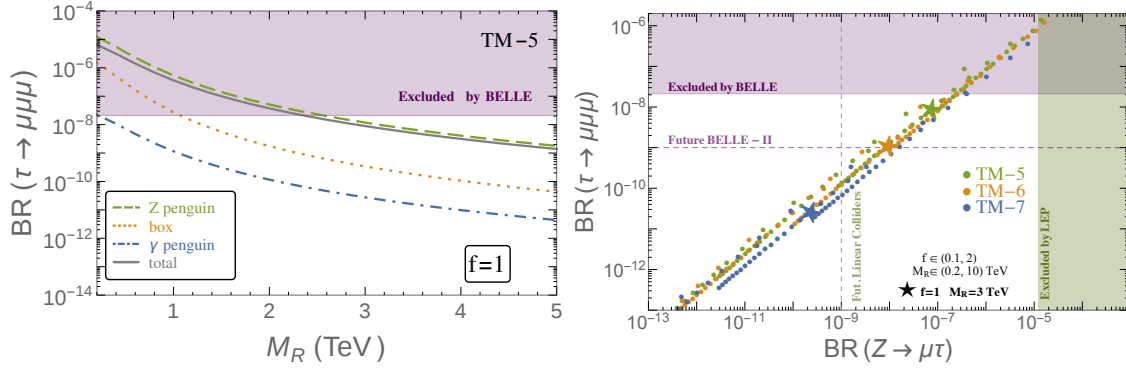


Figure 4: Left panel: $BR(\tau \rightarrow \mu\mu\mu)$ as function of M_R for $f = 1$ in the TM-5 scenario. The full prediction is decomposed in its contributions, showing that the Z penguin is the dominant one. Right panel: correlation plot for $BR(Z \rightarrow \mu\tau)$ and $BR(\tau \rightarrow \mu\mu\mu)$ for scenarios TM-5 (green), TM-6 (yellow) and TM-7 (blue) defined in Table 3. The dots are obtained by varying $f \in (0.1, 2)$ and $M_R \in (0.2, 10)$ TeV and the stars are for the reference point $f = 1$ and $M_R = 3$ TeV.

5.3 The invisible decay width of the Z boson

The presence of sterile neutrinos affects the tree level predictions of the Z invisible width, since they modify the couplings of the active neutrinos to the Z boson. When extra heavy sterile neutrinos are added to the SM, the Z invisible decay width will turn out to be smaller than its SM value. Comparing our predictions with the experimental result from LEP, we found the Z invisible width to provide in general quite strong constraints.

5.4 Electroweak Precision Observables

Majorana neutrinos will couple to the Z and W bosons, thus contributing to their self energies. The new physics contributions to electroweak radiative corrections are often parametrised through the Peskin-Tackeuchi parameters S, T, U : we have computed these observables and compared them with experimental observations. The resulting constraints are, in most scenarios considered here, weaker than those deriving from the LFV lepton decays and from the Z invisible width.

5.5 Neutrinoless double beta decay

The hypothesis that neutrinos are Majorana fermions implies the possibility of lepton number violating processes, such as the neutrinoless double beta: Majorana neutrinos are equal to their antineutrinos, so that two beta decays can combine, resulting in the decay of two nuclei with the emission of two electrons and no neutrino. This decay has not been observed yet by any of the high sensitivity experiments currently searching for it. In our ISS set-up the decay rate is dominated by the contribution of the light neutrinos, which ultimately results in a bound on the mass of the lightest neutrino, that is similar to the one obtained in the SM case.

5.6 Theoretical consistency of the model

We must require the total decay width of each heavy neutrino to be smaller than its mass. In

particular, we have applied the following condition:

$$\frac{\Gamma_{N_i}}{m_{N_i}} < \frac{1}{2} \quad \text{for } i = 1, \dots, 6. \quad (5.1)$$

This results in a bound constraining the size of the global Yukawa coupling f to be below order 2-3. It consequently restricts the entries of the Yukawa matrix to $|(Y_\nu)_{ij}|^2/(4\pi) < 1/2 - 1$, and is therefore sufficient to ensure that we are working within the perturbative regime.

Finally, we must check that the predicted values of both the light neutrino mass squared differences and the neutrino mixing angles are actually in agreement with data. We have required the entries of the U_ν matrix belonging to the 3×3 light neutrinos sub-block, obtained after the diagonalisation of the full neutrino mass matrix, to lie within the 3σ experimental bands. The same requirement is applied to the mass squared differences computed from the eigenvalues of the mass matrix that correspond to the light neutrinos.

6. Maximum allowed Z decay rates within the ISS-LFV $_{\mu e}$

To conclude, we have compared the predicted ratios for the LFVZD with the exclusions imposed by experiment for the eight sample Yukawa textures defined in Table 3. Once we choose a given texture, the only remaining free parameters are the Yukawa strength f and the heavy mass scale M_R . In Figure 5 we plot in the (M_R, f) plane the exclusions resulting from the most relevant constraints and superpose the contour lines of the $Z \rightarrow \tau\mu$ branching ratio[‡]. Notice how the contour corresponding to $\text{BR}(Z \rightarrow \tau\mu) = 2 \times 10^{-7}$ is almost superposed to the exclusion bound from the three body decay, in agreement with the correlation mentioned above. In the large M_R region this is the most constraining observable: $\text{BR}(Z \rightarrow \tau\mu)$ as large as 2×10^{-7} are allowed for high values of M_R , in most sample textures. Exceptions are the textures TM-7 and TM-8, where the small values of $c_{\tau\mu}$ and $|n_\mu|, |n_\tau|$ respectively result in suppressed $\text{LFV}_{\mu\tau}$ transitions. The Z invisible width is instead typically the most constraining observable in the region of low M_R values. The maximum allowed LFV Z decay rates $\text{BR}(Z \rightarrow \tau\mu) \sim 2 \times 10^{-7}$ are then obtained in the crossing region of these two excluded areas. This crossing occurs for different values of the heavy mass scale M_R in each scenario, being as low as 2-4 TeV for cases TM-4 and TM-5.

7. Conclusions

In this work we have studied several aspects of cLFV processes in the context of the ISS model. Motivated by the strong experimental upper bounds on LFV μ - e transitions, we have discussed a useful geometrical parametrisation of the neutrino Yukawa coupling matrix that allows us to easily define ISS scenarios with suppressed $\text{LFV}_{\mu e}$. We have studied in full detail the LFV Z decays in these scenarios as well as the observables setting the most relevant experimental constraints on the model's parameter space. Taking into account all the relevant bounds, we found that heavy ISS neutrinos with masses in the few TeV range can induce rates up to $\text{BR}(Z \rightarrow \tau\mu) \sim 2 \times 10^{-7}$ and $\text{BR}(Z \rightarrow \tau e) \sim 2 \times 10^{-7}$ in the TM and TE scenarios, respectively. These rates are potentially measurable at future linear colliders and FCC-ee.

[‡]We have verified that the parameter space allowed by experimental constraints is also theoretically consistent.

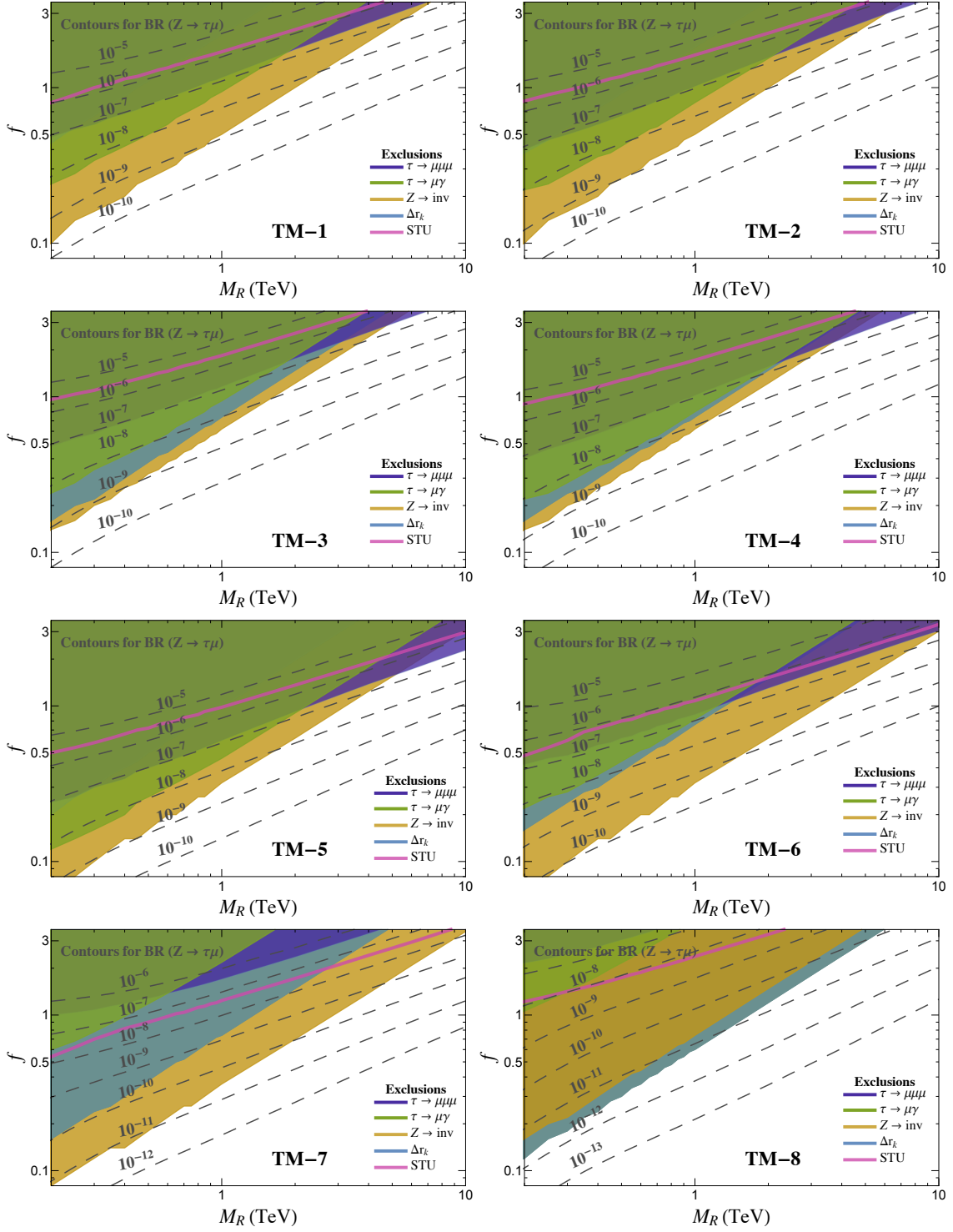


Figure 5: Contour lines for $BR(Z \rightarrow \tau\mu)$ (dashed lines) in the (M_R, f) plane of the ISS model for the eight TM scenarios in Table 3. Shaded areas are the excluded regions by $\tau \rightarrow \mu\mu\mu$ (purple), $\tau \rightarrow \mu\gamma$ (green), Z invisible width (yellow) and Δr_k (cyan). The region above the pink solid line is excluded by the S , T , U parameters. We obtain similar results for $BR(Z \rightarrow \tau e)$ in the TE scenarios by exchanging μ and e in these plots of the TM scenarios.

Thus, we have shown that searches for LFVZD at future colliders may be a powerful tool to probe cLFV in the context of low scale Seesaw models. Furthermore, the large LFVZD rates here predicted could be induced by heavy neutrinos lying in a mass range that allows direct production at LHC. Full details of this work and a complete list of references can be found in Ref. [1].

Acknowledgements

F. S. wishes to express her gratitude to the organizers of the Corfu Summer Institute 2016 "School and Workshops on Elementary Particle Physics and Gravity" for giving her the opportunity to present this study. This work has been supported by the European Union through the ITN ELUSIVES H2020-MSCA-ITN-2015//674896 and the RISE INVISIBLESPLUS H2020-MSCA-RISE-2015//690575, by the Spanish AEI (Agencia Estatal de Investigacion) and the EU FEDER (Fondo Europeo de Desarrollo Regional) through the project FPA2016-78645-P, by the Spanish Consolider-Ingenio 2010 Programme CPAN (CSD2007-00042) and by the Spanish MINECO's "Centro de Excelencia Severo Ochoa" Programme under grant SEV-2012-0249. X. M. is supported through the FPU grant AP-2012-6708.

References

- [1] V. De Romeri, M. J. Herrero, X. Marcano and F. Scarcella, *Phys. Rev. D* **95**, no. 7, 075028 (2017) doi:10.1103/PhysRevD.95.075028 [arXiv:1607.05257 [hep-ph]].
- [2] P. Minkowski, *Phys. Lett.* **67B**, 421 (1977). doi:10.1016/0370-2693(77)90435-X
- [3] J. Bernabeu, A. Santamaria, J. Vidal, A. Mendez and J. W. F. Valle, *Phys. Lett. B* **187**, 303 (1987). doi:10.1016/0370-2693(87)91100-2
- [4] A. Abada, V. De Romeri, S. Monteil, J. Orloff and A. M. Teixeira, *JHEP* **1504**, 051 (2015) doi:10.1007/JHEP04(2015)051 [arXiv:1412.6322 [hep-ph]].
- [5] A. Abada, D. Bečirević, M. Lucente and O. Sumensari, *Phys. Rev. D* **91**, no. 11, 113013 (2015) doi:10.1103/PhysRevD.91.113013 [arXiv:1503.04159 [hep-ph]].
- [6] E. Arganda, M. J. Herrero, X. Marcano and C. Weiland, *Phys. Rev. D* **91**, no. 1, 015001 (2015) doi:10.1103/PhysRevD.91.015001 [arXiv:1405.4300 [hep-ph]].