

Article

Orientation Asymmetric Surface Model for Membranes : Finsler Geometry Modeling

Evgenii Proutorov¹ and Hiroshi Koibuchi²

¹ Cherepovets State University, Pr. Lunacharskii 5, 162600, Cherepovets, Russian Federation; proutorov@gmail.com

² National Institute of Technology, Ibaraki College, Nakane 866, Hitachinaka, Ibaraki 312-8508, Japan

* Correspondence: koibuchi@mech.ibaraki-ct.ac.jp; koibuchih@gmail.com

Version March 7, 2024 Typeset by L^AT_EX using class file mdpi.cls

Simple Summary: We study triangulated surface models with nontrivial (=non-Euclidean) surface metrics for membranes. Our result shows that a nontrivial surface model is well-defined in the context of Finsler geometry modeling and the model is asymmetric under the surface inversion.

Abstract: We study triangulated surface models with nontrivial surface metrics for membranes. The surface model is defined by a mapping \mathbf{r} from a two dimensional parameter space M to the three dimensional Euclidean space \mathbf{R}^3 . The metric variable g_{ab} , which is always fixed to the Euclidean metric δ_{ab} , can be extended to a more general non-Euclidean metric on M in the continuous model. The problem we focus on in this paper is whether such an extension is well-defined or not in the discrete model. We find that a discrete surface model with nontrivial metric becomes well-defined if it is treated in the context of Finsler geometry (FG) modeling, where triangle edge length in M depends on the direction. It is also shown that the discrete FG model is orientation assymetric on invertible surfaces in general, and for this reason, the FG model has a potential advantage for describing real physical membranes, which are expected to have some assymetries for orientation changing transformations.

Keywords: Triangulated surface model; Membranes; Helfrich and Polyakov; Non-Euclidean metric; Finsler geometry; Direction dependent length; Orientation symmetry/asymmetry

1. Introduction

Biological membranes including artificial ones such as giant vesicles are simply understood as two-dimensional surfaces [1]. The well-known surface model for membranes is statistical mechanically defined by using a mapping \mathbf{r} from a two-dimensional parameter space M to \mathbf{R}^3 [2]. This mapping \mathbf{r} and the metric $g_{ab}(a, b = 1, 2)$, a set of functions on M , are the dynamical variables of the model. To discretize these dynamical variables, we use triangulated surfaces in both M and \mathbf{R}^3 . On the discrete surfaces, the metric g_{ab} is always fixed to the Euclidean metric δ_{ab} [3–5], while the induced metric $\partial_a \mathbf{r} \cdot \partial_b \mathbf{r}$ is also used in theoretical studies on continuous surfaces [2]. These two-dimensional surface models are considered as a natural extension of one-dimensional polymer model [6], and a lot of studies for membranes have been conducted [7–11]. Landau-Ginzburg theory for membranes has also been developed [12]. In Ref. [13], anisotropic morphologies of membranes are studied, and the notion of multi-component is found to be essential also for the metric function [14].

However, it is still unclear whether non-Euclidean metric can be assumed or not for discrete models. In this paper, we study the metric g_{ab} in Ref. [13] in more detail. We will show that models with the metric in Ref. [13] and their extension to a more general one are ill-defined in the ordinary surface modeling prescription, however, these ill-defined models turn to be well-defined in the context of Finsler geometry (FG) modeling [15–20]. Moreover, it is also shown that the FG model becomes orientation asymmetric, where "orientation asymmetric" means that Hamiltonian is not invariant under the surface inversion [13]. In real physical membranes, the

orientation asymmetry is observed because of their bilayer structure [21]. Indeed, asymmetry such as area difference between the outer and inner layers is expected to play an important role for anisotropic shape of membranes. Therefore, it is worth while to study the discrete surface model with non-trivial metric g_{ab} more extensively.

We should note that there are two types of discrete surface models; the first is fixed connectivity (FC) model and the second is dynamically triangulated (DT) surface model. The FC surface model corresponds to polymerized membranes, while the DT surface model corresponds to fluid membranes such as bilayer vesicles. The polymerized and fluid membranes are characterized by nonzero and zero shear moduli, respectively. Numerically, the dynamical triangulation for the DT models is simulated by bond-flip technique as one of the Monte Carlo processes on triangulated lattices [22–24], while the FC surface models are defined on triangulated lattices without the bond flips. According to this classification, the discrete models in this paper belong to the DT surface models and correspond to fluid membranes, because the dynamical triangulation is assumed in the partition function, which will be defined in Section 3, just like in the model of [13].

In Section 2, a continuous surface model and its basic properties are reviewed, and a non-Euclidean metric, which we study in this paper, is introduced. In Section 3, we discuss why orientation asymmetry needs to be studied, and then we introduce a discrete model on a triangulated spherical lattice and show that this discrete model is ill-defined in the ordinary context of surface modeling. In Section 4, we show that this ill-defined model can be understood as a well-defined FG model in a modeling which is slightly extended from the one in Ref. [15]. In Section 5, we summarize the results.

2. Continuous surface model

In this paper, we study a surface model which is an extension of the Helfrich and Polyakov (HP) model [25,26]. The HP model is physically defined by Hamiltonian S which is a linear combination of the Gaussian bond potential S_1 and the bending energy S_2 such that

$$\begin{aligned} S &= S_1 + \kappa S_2, \\ S_1 &= \int \sqrt{g} d^2x g^{ab} \frac{\partial \mathbf{r}}{\partial x_a} \cdot \frac{\partial \mathbf{r}}{\partial x_b}, \\ S_2 &= \frac{1}{2} \int \sqrt{g} d^2x g^{ab} \frac{\partial \mathbf{n}}{\partial x_a} \cdot \frac{\partial \mathbf{n}}{\partial x_b}, \end{aligned} \quad (1)$$

where $\kappa[k_B T]$ is the bending rigidity (k_B and T are the Boltzmann constant and the temperature, respectively). The surface position is described by $\mathbf{r}(\in \mathbf{R}^3)$, and g_{ab} is a Riemannian metric on the two-dimensional surface M , $g^{ab} (= (g_{ab})^{-1})$ is its inverse, and $g = \det g_{ab}$. Note that the surface position \mathbf{r} is understood as a mapping $\mathbf{r} : M \ni x = (x_1, x_2) \mapsto (X(x), Y(x), Z(x)) \in \mathbf{R}^3$, where the surface orientation is assumed to be preserved. The symbol \mathbf{n} in S_2 denotes a unit normal vector of the image surface, where one of two orientations is used to define \mathbf{n} .

It is well known that the Hamiltonian is invariant under (i) general coordinate transformation $x \rightarrow x'$ in M and (ii) conformal transformation for g_{ab} such that $g_{ab} \rightarrow g'_{ab} = f(x)g_{ab}$ with a positive function f on M [2]. The first property under the transformation (i), called re-parametrization invariance, is expressed by $S(\mathbf{r}(x), g_{ab}(x)) = S(\mathbf{r}(x'), g_{ab}(x'))$, where $\mathbf{r}(x')$ and $g_{ab}(x')$ are composite functions. The second property under (ii) is expressed by $S(\mathbf{r}(x), g_{ab}(x)) = S(\mathbf{r}(x), g'_{ab}(x))$. The metrics g_{ab} and g'_{ab} are called *conformally equivalent*, which is written as $g_{ab} \simeq g'_{ab}$, if there exists a positive function f such that $g'_{ab} = f g_{ab}$. Therefore, the second property with respect to the transformation (ii) implies that S depends only on conformally non-equivalent metrics.

The metric g_{ab} of the surface M is generally given by $g_{ab} = \begin{pmatrix} E & F \\ F & G \end{pmatrix}$ with the functions of $E > 0$, $G > 0$, $EG - F^2 > 0$. By letting $F = 0$, we have $g_{ab} = \begin{pmatrix} E & 0 \\ 0 & G \end{pmatrix} = E \begin{pmatrix} 1 & 0 \\ 0 & G/E \end{pmatrix} \simeq \begin{pmatrix} 1 & 0 \\ 0 & \rho^2 \end{pmatrix} \simeq \begin{pmatrix} 1/\rho & 0 \\ 0 & \rho \end{pmatrix}$, where $\rho^2 = G/E$ [13]. This metric is in general not conformally equivalent to the Euclidean metric δ_{ab} . We call a

metric g_{ab} *trivial* (*non-trivial*) if g_{ab} is conformally equivalent (inequivalent) to δ_{ab} , although surface models with $g_{ab} = \delta_{ab}$ and $g_{ab} = \partial_a \mathbf{r} \cdot \partial_b \mathbf{r}$ are physically non-trivial [22–24,29–34].

3. Discrete surface model

3.1. Membrane orientation

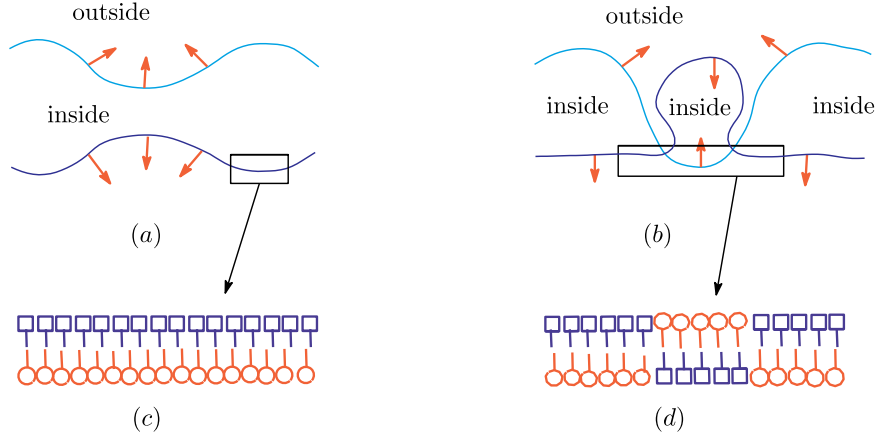


Figure 1. A membrane in aqueous solution separates the solution into two regions; inside and outside. (a) Self-avoiding surface with unit normal vectors \mathbf{n} , (b) self-intersecting surface with \mathbf{n} , (c) lipid bilayer structure of membranes, where the symbols of lipids for inner and outer layers are drawn differently, and (d) a partly inverted bilayer.

First, we should comment on the surface orientation. The unit normal vector \mathbf{n} is directed from inside to outside of material separated from bulk material by membrane (see Fig. 1(a)). However, if the membrane self-intersects, then the direction of \mathbf{n} changes from outside to inside (Fig. 1(b)). Otherwise ($\Leftrightarrow \mathbf{n}$ is directed from inside to outside), \mathbf{n} discontinuously changes at the intersection point. For this reason, we change the surface orientation by changing the local coordinate system from left-handed to right-handed while \mathbf{n} remains unchanged (Fig. 1(b)). We should emphasize that our basic assumption is that the surface orientation is locally changeable. This means that the surface in \mathbf{R}^3 is self-intersecting, or in other words the surface is not self-avoiding.

However, such intersection process is not so easy to implement in the numerical simulations (no numerical simulation is performed in this paper). Apart from this, it is unclear whether or not the implementation of such intersection process is effective for simulating the membrane inversion. Therefore, we assume that the surface is locally invertible without intersections; an inversion is expected to occur independent of whether the surface is self-intersecting or not. Indeed, real physical membranes are composed of lipid molecules, which have hydrophobic and hydrophilic parts. These lipids form a bilayer structure (Fig. 1(c)). In those real membranes, the bilayer structure is partly inverted just as in Fig. 1(d) via the so-called flip-flop process. Such inversion process without intersection is not always unphysical because it can be seen in the process of pore formation. The pore formation process is reversible and forms cup-like membranes, where the membranes are not always self-intersecting [27]. The cup-like membranes are stable [28] and expected to play an important role as an intermediate configuration for cell inversion. It should be remarked that the surface orientation is also changeable in the process of cell fission and fusion, where the surface self-intersects, in real physical membranes.

To define a discrete model, we use a piecewise-linearly triangulated surface in \mathbf{R}^3 [3–5]. In this paper, a spherical surface is assumed. Therefore, it is natural to assume that M is also triangulated and of sphere topology. Triangles in M can be smooth in general, and these smooth triangles are mapped to piecewise-linear triangles in \mathbf{R}^3 by \mathbf{r} (see Figs. 2(a) and 2(b)). We should note that triangle Δ in M has two different orientations. Let $\Delta_{L,R}$ denote the triangle that has the left-hand (right-hand) orientation, where $L(R)$ corresponds to the

left-handed (right-handed) local coordinate system. The symbol Δ_L is used for non-inverted parts of the surface, while Δ_R is used for inverted parts shown in Fig. 1(d). The direction of \mathbf{n} is defined to be dependent on the orientation of $\Delta_{L,R}$ as mentioned in the previous subsection (see Fig. 2(c)).

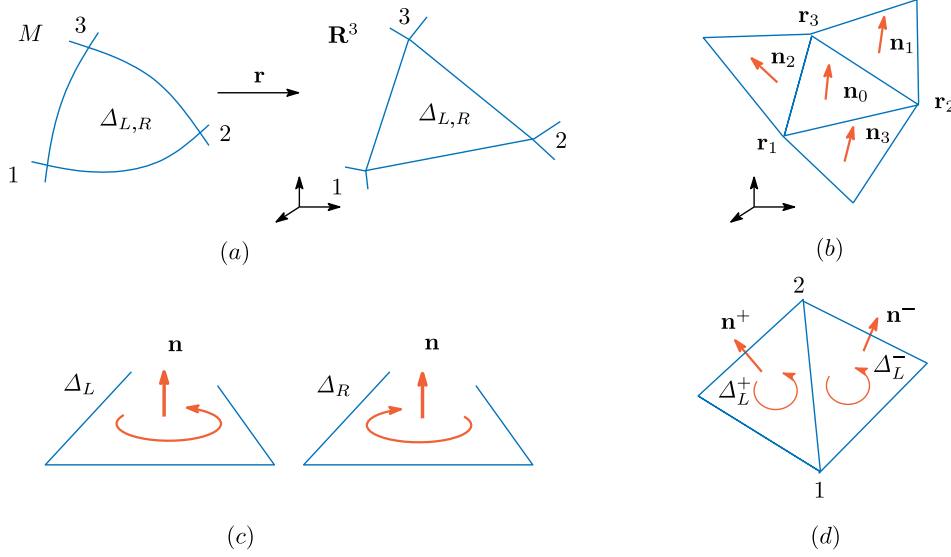


Figure 2. (a) A mapping \mathbf{r} from a smooth triangle in M to a piecewise linear triangle in \mathbb{R}^3 , (b) a triangle and the three neighboring triangles in \mathbb{R}^3 , (c) the definition of \mathbf{n} on the triangles $\Delta_{L,R}$, and (d) two neighboring triangles Δ_L^\pm with unit normal vectors \mathbf{n}^\pm and their common bond 12. The suffices of $\Delta_{L,R}$ denote the orientation of the triangle. The open circles with an arrow at one terminal point indicate the surface orientation.

The surface inversion is given by

$$\mathbf{r}_i \rightarrow -\mathbf{r}_i \quad (\text{for all } i), \quad (2)$$

for example. The problem is whether the inverted surface is stable or not. As we will see below, the energy of the inverted surface is different from that of the original surface in a non-Euclidean metric model. This non-Euclidean metric model becomes well-defined if it is treated as an FG model. In the FG modeling (not in the standard HP modeling), we assume that the surface is locally invertible as in Fig. 1(d), which can be defined by the change of local coordinate orientation. Thus, studies on the stability of inverted surfaces become feasible within the scope of FG modeling, although the transformation of variables \mathbf{r}_i for this local inversion is not always given by Eq. (2); the vertex position remains unchanged under the change of triangle orientation.

3.2. Discretization of the model

In this subsection, the discretization of Hamiltonian in Eq. (1) is performed on the triangles Δ_L and their image triangles $\mathbf{r}(\Delta_L)$. The function ρ in g_{ab} is defined on each triangle Δ in M in the discrete model, and we denote the function ρ on Δ by ρ_Δ . Thus, the discrete metric defined on triangle Δ is given by

$$g_{ab} = \begin{pmatrix} 1/\rho_\Delta & 0 \\ 0 & \rho_\Delta \end{pmatrix}, \quad \rho_\Delta > 0, \quad (\text{on } \Delta_L). \quad (3)$$

By replacing the integral and partial derivatives in S_1 and S_2 with the sum over triangles \mathcal{A} and differences, respectively, such that

$$\begin{aligned} \int \sqrt{g} d^2x &\rightarrow \sum_{\mathcal{A}}, \\ \frac{\partial \mathbf{r}}{\partial x_1} &\rightarrow \mathbf{r}_2 - \mathbf{r}_1, \quad \frac{\partial \mathbf{r}}{\partial x_2} \rightarrow \mathbf{r}_3 - \mathbf{r}_1, \\ \frac{\partial \mathbf{n}}{\partial x_1} &\rightarrow \mathbf{n}_0 - \mathbf{n}_2, \quad \frac{\partial \mathbf{n}}{\partial x_2} \rightarrow \mathbf{n}_0 - \mathbf{n}_3, \end{aligned} \quad (4)$$

we have the discrete expressions $g^{11}(\mathbf{r}_2 - \mathbf{r}_1)^2 + g^{22}(\mathbf{r}_3 - \mathbf{r}_1)^2$ and $g^{11}(\mathbf{n}_0 - \mathbf{n}_2)^2 + g^{22}(\mathbf{n}_0 - \mathbf{n}_3)^2$ corresponding to the discrete energies $g^{ij}(\partial \mathbf{r} / \partial x_i) \cdot (\partial \mathbf{r} / \partial x_j)$ and $g^{ij}(\partial \mathbf{n} / \partial x_i) \cdot (\partial \mathbf{n} / \partial x_j)$ of S_1 and S_2 on triangle \mathcal{A} , where the local coordinate origin is assumed at vertex 1 (see Fig. 2(b)). Thus, the corresponding discrete expressions of S_1 and S_2 are given by

$$\begin{aligned} S_1 &= \sum_{\mathcal{A}} S_1(\mathcal{A}) = \sum_{\mathcal{A}} \left(\rho \ell_{12}^2 + \frac{1}{\rho} \ell_{13}^2 \right), \\ S_2 &= \sum_{\mathcal{A}} S_2(\mathcal{A}) = \sum_{\mathcal{A}} \left[\rho (1 - \mathbf{n}_0 \cdot \mathbf{n}_2) + \frac{1}{\rho} (1 - \mathbf{n}_0 \cdot \mathbf{n}_3) \right], \end{aligned} \quad (5)$$

where $\ell_{ij} = |\vec{\ell}_{ij}| = |\mathbf{r}_j - \mathbf{r}_i|$. The index i of \mathbf{n}_i in this S_2 represents a triangle (see Fig. 2(b)). Since the coordinate origin can also be assumed at vertices 2 and 3 on triangle \mathcal{A} , we have three possible discrete expressions including those in Eq. (5) for $g^{ij}(\partial \mathbf{r} / \partial x_i) \cdot (\partial \mathbf{r} / \partial x_j)$ and $g^{ij}(\partial \mathbf{n} / \partial x_i) \cdot (\partial \mathbf{n} / \partial x_j)$. Thus, we have:

$$\begin{aligned} S_1 &= \frac{1}{3} \sum_{\mathcal{A}} \left[\left(\rho_1 + \frac{1}{\rho_2} \right) \ell_{12}^2 + \left(\rho_2 + \frac{1}{\rho_3} \right) \ell_{23}^2 + \left(\rho_3 + \frac{1}{\rho_1} \right) \ell_{31}^2 \right], \\ S_2 &= \frac{1}{3} \sum_{\mathcal{A}} \left[\left(\rho_2 + \frac{1}{\rho_1} \right) (1 - \mathbf{n}_0 \cdot \mathbf{n}_3) + \left(\rho_3 + \frac{1}{\rho_2} \right) (1 - \mathbf{n}_0 \cdot \mathbf{n}_1) \right. \\ &\quad \left. + \left(\rho_1 + \frac{1}{\rho_3} \right) (1 - \mathbf{n}_0 \cdot \mathbf{n}_2) \right], \end{aligned} \quad (6)$$

where the factor $1/3$ is assumed. In the expressions, the suffix i of ρ_i denotes the coordinate origin. The reason why the function ρ depends on the coordinate origin is that ρ is an element of 2×2 matrix g_{ab} , which depends on local coordinates in general.

The expressions for S_1 and S_2 in Eqs. (5) and (6) correspond to those for \mathcal{A}_L . In Eq. (6), the sum over triangles $\sum_{\mathcal{A}}$ in S_1 and S_2 can be replaced by sum over bonds \sum_{ij} . In this replacement, we should remind ourselves of the fact that the first terms of S_1 and S_2 in (6) are respectively replaced by $(\rho_1^+ + 1/\rho_2^+ + \rho_2^- + 1/\rho_1^-) \ell_{12}^2$ and $(\rho_2^+ + 1/\rho_1^+ + \rho_1^- + 1/\rho_2^-) (1 - \mathbf{n}^+ \cdot \mathbf{n}^-)$. In these expressions, ρ_i^\pm denotes the function ρ on the triangles \mathcal{A}_L^\pm , where the coordinate origin is at vertex i (see Fig. 2(d)), and \mathbf{n}^\pm denote \mathbf{n} for triangles \mathcal{A}_L^\pm . The coefficient of ℓ_{12}^2 is different from that of $(1 - \mathbf{n}^+ \cdot \mathbf{n}^-)$, and these coefficients come from the following expressions:

$$\begin{aligned} S_1(\mathcal{A}_L^+) &= (\rho_1^+ + 1/\rho_2^+) \ell_{12}^2 + \dots, \\ S_1(\mathcal{A}_L^-) &= (\rho_2^- + 1/\rho_1^-) \ell_{12}^2 + \dots, \\ S_2(\mathcal{A}_L^+) &= (\rho_2^+ + 1/\rho_1^+) (1 - \mathbf{n}^+ \cdot \mathbf{n}^-) + \dots, \\ S_2(\mathcal{A}_L^-) &= (\rho_1^- + 1/\rho_2^-) (1 - \mathbf{n}^+ \cdot \mathbf{n}^-) + \dots. \end{aligned} \quad (7)$$

Thus, we have

$$\begin{aligned}
 S_1 &= \sum_{ij} \gamma_{ij} \ell_{ij}^2, \quad S_2 = \sum_{ij} \kappa_{ij} (1 - \mathbf{n}^+ \cdot \mathbf{n}^-), \\
 \gamma_{ij} &= (\gamma_{ij}^+ + \gamma_{ij}^-) / 4, \quad \kappa_{ij} = (\kappa_{ij}^+ + \kappa_{ij}^-) / 4, \\
 \gamma_{ij}^+ &= \rho_i^+ + 1/\rho_j^+, \quad \kappa_{ij}^+ = \rho_j^+ + 1/\rho_i^+, \quad (\text{on } \Delta_L^+), \\
 \gamma_{ij}^- &= \rho_j^- + 1/\rho_i^-, \quad \kappa_{ij}^- = \rho_i^- + 1/\rho_j^-, \quad (\text{on } \Delta_L^-),
 \end{aligned} \tag{8}$$

where the factor $1/3$ is replaced by $1/4$ in the final expressions of S_1 and S_2 . The indices ij of γ_{ij} and κ_{ij} simply denote vertices i and j . We should note that $\gamma_{ij} = \kappa_{ji}$ and $\gamma_{ij} \neq \kappa_{ij}$ in general in Eq. (8) as mentioned above.

The partition function Z and Hamiltonian S of the model, we start with in this paper, are defined by

$$\begin{aligned}
 Z(\lambda, \kappa) &= \sum_{\sigma} \sum_{\mathcal{T}} \int \prod_{i=1}^N d\mathbf{r}_i \exp[-S(\mathbf{r}, \sigma)], \\
 S &= \lambda S_0 + S_1 + \kappa S_2, \quad S_0 = \sum_{\pm} (1 - \sigma^+ \cdot \sigma^-), \quad (\sigma^{\pm} \in \{1, -1\}),
 \end{aligned} \tag{9}$$

where Ising model energy S_0 with the coefficient λ is included in S . This is a surface model for multi-component membranes [13]. The sum \sum_{\pm} in S_0 denotes the sum over all nearest neighbor triangles $+$ and $-$, and σ^{\pm} denotes that σ is defined on the triangles Δ_L^{\pm} . The variable σ is an element of $\mathbf{Z}_2 = \{1, -1\}$, however, S_0 (and σ) is not always limited to Ising type Hamiltonian. The variable σ^{\pm} is introduced to represent the components A and B such as liquid-ordered and liquid-disordered phases [13]. If $\sigma^+ = 1(-1)$ on triangle Δ^+ , this triangle Δ^+ is understood such that it belongs to or is occupied by the component A (B) for example. The value of σ on each triangle Δ remains unchanged, however, the energy S_0 does not remain constant because the combination of nearest neighbor pairs of triangles Δ^{\pm} changes due to the triangle diffusion, which is actually expected on dynamically triangulated surfaces [13]. In the model of Ref. [13], the function ρ_i^+ is independent of vertex i and depends only on triangle Δ^+ , and therefore the value of ρ^+ is uniquely determined only by σ^+ if the dependence of ρ^+ on σ^+ is fixed. As a consequence, the metric g_{ab} is determined by the internal variable σ . In the model of Eq. (9), the dependence of ρ_i^+ on σ^+ is not explicitly specified, because this dependence of ρ on σ is in general independent of the well definedness of discrete surface models with non-Euclidean metric, and this well definedness is the main target in this paper.

In Z , \sum_{σ} and $\sum_{\mathcal{T}}$ denote the sum over all possible configurations of σ and triangulations \mathcal{T} , respectively. The sum over triangulation $\sum_{\mathcal{T}}$ can be simulated by the bond flips in MC simulations, and therefore the model is grouped into the fluid surface models as mentioned in the Introduction. The symbol \mathcal{T} in $\sum_{\mathcal{T}}$ denotes the triangulation, which is assumed as one of the dynamical variables of the discrete fluid model. This means that a variable \mathcal{T} corresponds to a triangulated lattice configuration. Therefore, the lattice configurations in the parameter space M are determined by \mathcal{T} . On the other hand a lattice configuration corresponding to a given \mathcal{T} is originally considered as an ingredient of a set of local coordinate systems; two different \mathcal{T} s correspond to two inequivalent coordinates which are not transformed to each other by any coordinate transformation. Recalling that the continuous Hamiltonian is invariant under general coordinated transformations, we can chose an arbitrary coordinate such as orthogonal coordinate for each triangle of a given \mathcal{T} . However, from the Polyakov's string theoretical point of view, the partition function is defined by the sum over all possible metrics $\int \mathcal{D}g$ in addition to the sum over all possible mappings $\int d\mathbf{r}$. Since the metric g depends on coordinates, $\int \mathcal{D}g$ is considered to be corresponding to the sum over local coordinates, which is simulated by $\sum_{\mathcal{T}}$ in the discrete models. Therefore, from these intuitive discussions, the Euclidean metric, for example, is forbidden in a fluid model on triangulated lattices without DT; this Euclidean metric model without DT is simply a FC model for polymerized membranes, where the surface inversion is not expected.

The symbol $\int' \prod_{i=1}^N d\mathbf{r}_i$ denotes $3(N-1)$ -dimensional integrations in \mathbf{R}^3 under the condition that the center of mass of the surface is fixed to the origin of \mathbf{R}^3 . The Hamiltonian S has the unit of energy $[k_B T]$. The coefficient $\kappa[k_B T]$ of S_2 is the bending rigidity.

Here, we comment on the property called *scale invariance* of the model [35]. This comes from the fact that the integration of \mathbf{r} in Z is independent of the scale transformation such that $\mathbf{r} \rightarrow \alpha\mathbf{r}$ for arbitrary positive $\alpha \in \mathbf{R}$. This property is expressed by $Z(\{\mathbf{r}\}) = Z(\{\alpha\mathbf{r}\})$, and therefore, for Hamiltonian $S' = \lambda S_0 + cS_1 + \kappa S_2$, we have

$$\begin{aligned}
 & \sum_{\sigma} \sum_{\mathcal{T}} \int' \prod_{i=1}^N d\mathbf{r}_i \exp[-S'(\mathbf{r})] \\
 &= \alpha^{3N-1} \sum_{\sigma} \sum_{\mathcal{T}} \int' \prod_{i=1}^N d\mathbf{r}_i \exp[-(\lambda S_0 + c\alpha^2 S_1 + \kappa S_2)] \\
 &= c^{-(3N-1)/2} \sum_{\sigma} \sum_{\mathcal{T}} \int' \prod_{i=1}^N d\mathbf{r}_i \exp[-(\lambda S_0 + S_1 + \kappa S_2)] \\
 &= c^{-(3N-1)/2} \sum_{\sigma} \sum_{\mathcal{T}} \int' \prod_{i=1}^N d\mathbf{r}_i \exp[-S(\mathbf{r})].
 \end{aligned} \tag{10}$$

In the second line of Eq. (10), we assume $\alpha = 1/\sqrt{c}$, and then in the third line we have $S'(\alpha\mathbf{r}) = \lambda S_0 + S_1 + \kappa S_2$ because S_0 and S_2 are scale independent and $S_1(\alpha\mathbf{r}) = \alpha^2 S_1(\mathbf{r})$. Thus, from the fact that the partition function is independent of multiplicative constant, we find that the model with $S' = \lambda S_0 + cS_1 + \kappa S_2$ is equivalent to the model with $S = \lambda S_0 + S_1 + \kappa S_2$. "Equivalent" means that the shape of surface is independent of the value of $c(>0)$ although the surface size depends on c in general. The dependence of surface size on c is also understood from the scale invariant property of Z . Indeed, it follows from $Z(\{\mathbf{r}\}) = Z(\{\alpha\mathbf{r}\})$ that $\partial Z(\{\alpha\mathbf{r}\})/\partial\alpha|_{\alpha=1} = 0$, and therefore we have [35]

$$\begin{aligned}
 & \left. \frac{\partial \log Z[S'(\alpha\mathbf{r})]}{\partial\alpha} \right|_{\alpha=1} \\
 &= \frac{1}{Z} \left[(3N-1)\alpha^{3N-2} Z - 2c\alpha^{3N} \sum_{\sigma} \sum_{\mathcal{T}} \int' \prod_{i=1}^N d\mathbf{r}_i S_1 \exp[-(\lambda S_0 + c\alpha^2 S_1 + \kappa S_2)] \right]_{\alpha=1} \\
 &= (3N-1) - 2c\langle S_1 \rangle = 0 \quad \Leftrightarrow \quad \langle S_1 \rangle / N = 3/(2c).
 \end{aligned} \tag{11}$$

This final equation implies that the mean bond length squares $\langle \ell_{ij}^2 \rangle$ depends on c , because S_1 is given by $S_1 = \sum_{ij} \gamma_{ij} \ell_{ij}^2$ where γ_{ij} is independent of c . For a specialized case that $\gamma_{ij} = \text{constant}$, $\langle S_1 \rangle$ becomes proportional to $\langle \ell_{ij}^2 \rangle$. On the other hand, the mean bond length squares in general represent the surface size for smooth surfaces, which are expected for sufficiently large κ .

We should note that the model studied in Ref. [13] for a two-component membrane is obtained from the model of Eqs. (8) and (9) by the assumption that ρ_i^{\pm} is independent of the local coordinate origin i and depends only on triangles \mathcal{A}^{\pm} . In this case, the model is orientation symmetric, and therefore the lower suffices L, R for the orientation of triangles $\mathcal{A}_{L,R}$ are not necessary. Then, we have $\gamma_{ij} = \kappa_{ij} = (1/4)(\rho^+ + 1/\rho^+ + \rho^- + 1/\rho^-)$, where $+$ and $-$ are the two neighboring triangles of bond ij which links vertices i and j . Thus, γ_{ij} (and κ_{ij}) defined on bond ij depends only on ρ^{\pm} of the two neighboring triangles in the model of Ref. [13]. For this reason, the configuration (or distribution) of ρ on the surface remains unchanged if the triangulation is fixed. However, the model is defined on dynamically triangulated lattices, which allow not only vertices but also triangles to diffuse freely over the surface [22–24]. This free diffusion of triangles changes the distribution of ρ and hence γ_{ij} and κ_{ij} . Moreover, $\sigma(\in \mathbf{Z}_2)$ is assigned on triangles (not on vertices) such that the value of ρ^{\pm} on each triangle is determined by $\sigma^{\pm}(\in \mathbf{Z}_2)$. As a consequence, the corresponding energy $S_0 = \sum_{\pm} (1 - \sigma^+ \cdot \sigma^-)$ becomes dependent on the distribution of ρ , or in other words, the distribution of γ_{ij} and κ_{ij} is determined by the energy S_0 . This is an outline of the model in Ref. [13].

In this paper, ρ_i^\pm depends on not only triangles Δ^\pm but also the local coordinate origin i in contrast to that of the model in Ref. [13]. We should note that the relation between ρ^\pm and σ^\pm is not explicitly specified. Although the model is not determined without the explicit relation, the following discussions in this paper are independent of this relation.

3.3. Well-defined model

We start with the definition of *trivial (non-trivial)* model for a discrete surface model.

Definition 1. Let us assume that Hamiltonian S of a discrete surface model is given by Eq. (8). Then, this discrete model is called *trivial (non-trivial)* if the following conditions are (not) satisfied:

$$\gamma_{ij} = \text{constant}, \quad \kappa_{ij} = \text{constant}, \quad (12)$$

where the constants are independent of bond ij , and these constants are not necessarily be the same.

We assume $\lambda=0$ in S of Eq. (8) for simplicity. We should note that a model with $S' = c_1 S_1 + \kappa c_2 S_2$, for arbitrary coefficients c_1 and c_2 , is identical to the model defined by $S = S_1 + \kappa' S_2$ with $\kappa' = \kappa c_2$. Indeed, because of the scale invariance of Z discussed in the previous subsection using Eq. (10), the coefficient c_1 of S_1 in S' can be replaced by 1. Thus, we have $S' = S_1 + \kappa' S_2$.

If the metric is conformally equivalent to Euclidean metric, then the model is trivial. In this sense, this definition for trivial (non-trivial) model is an extension of the definition by the terminology *conformally equivalent* for g_{ab} discussed in Section 3.1. However, there exists a metric, that is conformally non-equivalent to δ_{ab} while it makes the model trivial. An example of such metric is $g_{ab} = \begin{pmatrix} 2/(3+\sqrt{5}) & 0 \\ 0 & (3+\sqrt{5})/2 \end{pmatrix}$, and more detailed information will be given below (in Remark 2).

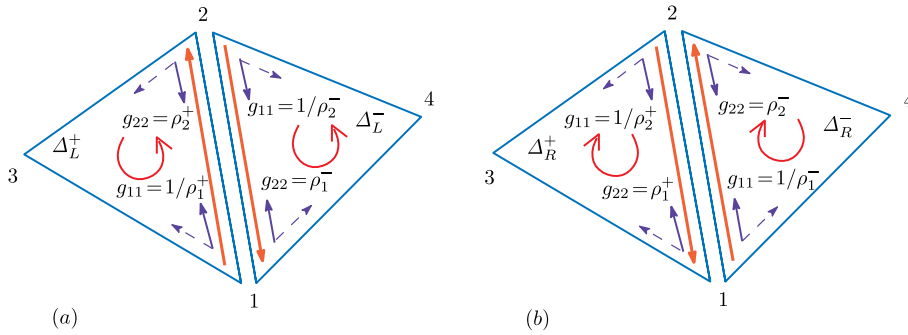


Figure 3. (a) Two neighboring triangles Δ^\pm and elements of g_{ab} for the direction dependent length of bond 12 at the vertices 1 and 2, and (b) the inverted triangles Δ_R^\pm (inside view) of Δ_L^\pm in (a). The direction dependent lengths of bond 12 are indicated by long arrows in both Δ_L^\pm and Δ_R^\pm .

Next, we introduce the notion of *direction dependent length* L_{ij} (and L_{ji}) of bond ij , which is shared by two triangles, in the discrete model. Let Δ_L^\pm be the two nearest neighbor triangles of bond 12 on M (Fig.3(a)). The length $L_{12}(\Delta_L^+)$ of bond 12 is defined by $L_{12}(\Delta_L^+) = \int dx_1 1/\rho_1^+ = 1/\rho_1^+$, where $1/\rho_1^+$ is the element g_{11} of the metric g_{ab} on Δ_L^+ where the local coordinate origin is at vertex 1; the symbol Δ_L^+ in $L_{12}(\Delta_L^+)$ denotes that L_{12} is defined by g_{ab} on triangle Δ_L^+ . It is also possible to define $L_{12}(\Delta_L^+)$ by $L_{12}(\Delta_L^+) = \int dx_2 \rho_2^+ = \rho_2^+$, where ρ_2^+ is the element g_{22} on Δ_L^+ where the local coordinate origin is at vertex 2. Thus, $L_{12}(\Delta_L^+)$ is defined by the mean value of these two lengths, and the length $L_{21}(\Delta_L^-)$ of bond 12 is also defined with exactly same manner. Then, we have

$$L_{12}(\Delta_L^+) = (1/2)(1/\rho_1^+ + \rho_2^+), \quad L_{21}(\Delta_L^-) = (1/2)(1/\rho_2^- + \rho_1^-). \quad (13)$$

These two lengths are different from each other in their expressions, and therefore it appears that the bond length is dependent on its direction. For the inverted surface (shown in Fig.3(b)), we also have the two different lengths

$$\bar{L}_{12}(\mathcal{A}_R^-) = (1/2) (1/\rho_1^- + \rho_2^-), \quad \bar{L}_{21}(\mathcal{A}_R^+) = (1/2) (1/\rho_2^+ + \rho_1^+). \quad (14)$$

It is also possible to define the lengths of bond 12 as follows:

$$\begin{aligned} L'_{12}(\mathcal{A}_L) &= (1/2) (1/\rho_1^+ + \rho_1^-), & L'_{21}(\mathcal{A}_L) &= (1/2) (\rho_2^+ + 1/\rho_2^-), \\ \bar{L}'_{12}(\mathcal{A}_R) &= (1/2) (\rho_1^+ + 1/\rho_1^-), & \bar{L}'_{21}(\mathcal{A}_R) &= (1/2) (1/\rho_2^+ + \rho_2^-), \end{aligned} \quad (15)$$

where L'_{12} and L'_{21} (\bar{L}'_{12} and \bar{L}'_{21}) correspond to those in Eq. (13) (Eq. (14)). The following discussions remain unchanged if L'_{12} , L'_{21} and \bar{L}'_{12} , \bar{L}'_{21} are assumed as the definition of bond lengths. For this reason, we use only the expressions in Eq. (13) and Eq. (14) for bond lengths in the discussions below.

Now, let us introduce the notion of *well-defined model*.

Definition 2. A discrete surface model is called *well-defined* if the following conditions are satisfied:

- (A1) Any bond length is independent of its direction
- (A2) Any bond length is independent of surface orientation
- (A3) Any triangle area is independent of surface orientation

We should note that these constraints (A1)–(A3) are not imposed on Finsler geometry models, which will be introduced in the following section. Using Eqs. (13) and (14), we rewrite the first and second conditions (A1) and (A2) such that

$$1/\rho_1^+ + \rho_2^+ = 1/\rho_2^- + \rho_1^-, \quad (\Leftrightarrow (A1)), \quad (16)$$

$$1/\rho_2^- + \rho_1^- = 1/\rho_1^+ + \rho_2^+, \quad 1/\rho_1^+ + \rho_2^+ = 1/\rho_2^- + \rho_1^- \quad (\Leftrightarrow (A2)). \quad (17)$$

The condition (A3) is always satisfied because of the fact that $\det g_{ab} = 1$ for the metric function in Eq. (3). Note that the constraint (A1) is imposed only on triangles (\mathcal{A}_L), and the equation corresponding to (A1) on triangles (\mathcal{A}_L) is not independent of the three equations in Eqs. (16) and (17).

If we use the following definition for the bond length consistency for every vertex:

$$\rho_1^- = 1/\rho_1^+, \quad (\Leftrightarrow (A1)), \quad (18)$$

$$1/\rho_1^+ = \rho_1^+, \quad \rho_1^- = 1/\rho_1^- \quad (\Leftrightarrow (A2)), \quad (19)$$

then we have $\rho_1^+ = \rho_1^- = 1$ (vertex 1 for simplicity). In this case, we have a trivial model because $g_{ab} = \delta_{ab}$.

The discrete expression of the induced metric $g_{ab} = \partial_a \mathbf{r} \cdot \partial_b \mathbf{r}$ is given by $g_{ab} = \begin{pmatrix} \ell_{12}^2 & \vec{\ell}_{12} \cdot \vec{\ell}_{13} \\ \vec{\ell}_{12} \cdot \vec{\ell}_{13} & \ell_{13}^2 \end{pmatrix}$, which is defined on triangle 123 in \mathbf{R}^3 with the local coordinate origin is at \mathbf{r}_1 (see Fig.2(b)). This g_{ab} is not of the form $\begin{pmatrix} E & 0 \\ 0 & G \end{pmatrix}$, and for this reason the induced metric model is out of the scope of *Definition 1*. However, it is easy to see that the induced metric model satisfies (A1)–(A3). Indeed, the bond length of this model is just the Euclidean length of bond 12 in \mathbf{R}^3 . Other conditions are also easy to confirm.

3.4. Orientation symmetric model

The discrete model is defined by Hamiltonian in Eq. (8), where g_{ab} is a coordinate dependent metric. Therefore, the Hamiltonian depends on the local coordinates on M , and it also depends on the orientation of M . For this reason, we define the notion of *orientation symmetric/asymmetric model* defined on surfaces with \mathcal{A}_L . This simply means that Hamiltonian of Eq. (8) can be used for a model in which the partition function allows the surface inversion process. Indeed, a property of the model corresponding to symmetries in Hamiltonian can be discussed without referencing the partition function in general. Thus, Hamiltonian is called *orientation*

symmetric if it is invariant under the surface inversion in Eq. (2), for example, for any configuration of \mathbf{r} , and we also have:

Definition 3. A discrete surface model is called *orientation symmetric* if the Hamiltonian is orientation symmetric.

In the Hamiltonian of Eq. (8), the quantities γ_{ij} and κ_{ij} in S_1 and S_2 depend on the surface orientation. Thus, the condition for that the Hamiltonian is orientation symmetric is as follows:

$$1/\rho_1^- + \rho_2^- + 1/\rho_2^+ + \rho_1^+ = 1/\rho_2^- + \rho_1^- + 1/\rho_1^+ + \rho_2^+ \quad (20)$$

for all bonds 12 and Δ^\pm . Indeed, the Gaussian bond potential $S_1(\ell_{12})$ of bond 12 is given by $S_1(\ell_{12}) = (1/4)(1/\rho_1^- + \rho_2^- + 1/\rho_2^+ + \rho_1^+)\ell_{12}^2$ (Fig.4(a)), while on the inverted triangles the corresponding quantity $\bar{S}_1(\ell_{12})$ is given by $\bar{S}_1(\ell_{12}) = (1/4)(1/\rho_2^- + \rho_1^- + 1/\rho_1^+ + \rho_2^+)\ell_{12}^2$. These $S_1(\ell_{12})$ and $\bar{S}_1(\ell_{12})$ are obtained by using the following expression for the inverse metric:

$$g^{ab} = g_{ab}^{-1} = \begin{pmatrix} \rho & 0 \\ 0 & 1/\rho \end{pmatrix}. \quad (21)$$

Thus, from the equation $S_1(\ell_{12}) = \bar{S}_1(\ell_{12})$ for any bond 12, which is the condition for S_1 to be orientation symmetric, we have Eq. (20). We should note that from the condition $S_2(\mathbf{n}^+ \cdot \mathbf{n}^-) = \bar{S}_2(\mathbf{n}^+ \cdot \mathbf{n}^-)$ for the bending energy S_2 the same equation as Eq. (20) is obtained.

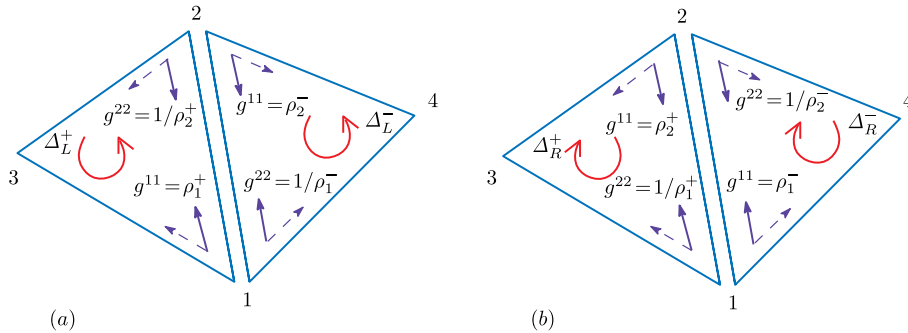


Figure 4. (a) Two neighboring triangles Δ_L^\pm and elements of the inverse metric g^{ab} for S_1 and S_2 , and (b) the inverted triangles Δ_R^\pm (inside view).

Remark 1. We have the following remarks:

- (a) All non-trivial models are orientation asymmetric
- (b) All orientation asymmetric models are ill-defined

Proof of Remark 1. (a) The inverse metric g^{ab} of a non-trivial model is given by Eq. (21), and therefore, it is easy to see that there exists a bond 12 such that $S_1(\ell_{12}) \neq \bar{S}_1(\ell_{12})$. Indeed, we can choose ρ 's such that Eq. (20) is not satisfied. This inequality $S_1(\ell_{12}) \neq \bar{S}_1(\ell_{12})$ implies that the condition in Eq. (20) is not satisfied and that the model is orientation asymmetric. (b) \Leftrightarrow All well-defined models are orientation symmetric, which can be proved as follows: If the model is well-defined, then Eqs. (16) and (17) are satisfied. Then, it is easy to see that Eq. (20) is satisfied. This implies that the model is orientation symmetric. \square

From Remark 1, it is straightforward to prove the following theorem:

Theorem 1. All non-trivial models are ill-defined.

Here, we should clarify how well-defined models are different from the model with Euclidean metric δ_{ab} . This problem is rephrased such that what type of ρ is allowed for a well-defined model. The answer is as follows:

Remark 2. *We have the following remarks:*

(a) *The function ρ_i of any well-defined model satisfies*

$$1/\rho_i + \rho_i = a (= \text{const}), \quad (22)$$

where the constant a depends on neither vertex i nor triangle Δ .

(b) *There are two possible ρ s, which are solutions of Eq. (22):*

$$\rho_{\pm} = \frac{1}{2} \left(a \pm \sqrt{a^2 - 4} \right) \quad (23)$$

(c) *If Eq. (22) is satisfied, then the model is trivial.*

Proof of Remark 2. (a) A well-defined model satisfies Eqs. (16) and (17). Multiplying both sides of the first equation in Eq. (17) by $\rho_1^- \rho_2^- (> 0)$, we have $\rho_1^- (\rho_1^- \rho_2^- + 1) = \rho_2^- (\rho_1^- \rho_2^- + 1)$, and therefore $\rho_1^- = \rho_2^- (= \rho^-)$. It is also easy to see that $\rho_1^+ = \rho_2^+ (= \rho^+)$ from the second equation in Eq. (17). Therefore, using these two equations and Eq. (16), we have $\rho_1^- + 1/\rho_1^- = \rho_1^+ + 1/\rho_1^+$. This implies that the combination $\rho^- + 1/\rho^-$ is independent of the vertex and triangle, and thus Eq. (22) is proved. (b) It is easy to see that $\rho_{\pm} = (a \pm \sqrt{a^2 - 4})/2$, ($a \geq 2$) from Eq. (22). (c) Indeed, using Eq. (22), we have $\gamma_{ij} = \kappa_{ji} = (1/4) (\rho^+ + 1/\rho^+ + \rho^- + 1/\rho^-) = a/2$, and therefore $S_1(a) = \sum_{ij} \gamma_{ij} \ell_{ij}^2 = (a/2) \sum_{ij} \ell_{ij}^2$ and $S_2(a) = \sum_{ij} \kappa_{ij} (1 - \mathbf{n}_i \cdot \mathbf{n}_j) = (a/2) \sum_{ij} (1 - \mathbf{n}_i \cdot \mathbf{n}_j)$. \square

It follows from Remark 2(a) that the model in Ref. [13] is ill-defined (in the context of HP model). In fact, the metric function assumed in the model of Ref. [13] does not satisfy Eq. (22). The metric corresponding to Remark 2(b) shows examples of metric for the trivial model, which is defined by Definition 1. More explicitly, $\begin{pmatrix} 1/\rho_+ & 0 \\ 0 & \rho_+ \end{pmatrix}$ and $\begin{pmatrix} 1/\rho_- & 0 \\ 0 & \rho_- \end{pmatrix}$ make the model trivial. The metrics $\begin{pmatrix} 1/\rho_+ & 0 \\ 0 & \rho_- \end{pmatrix}$ and $\begin{pmatrix} 1/\rho_- & 0 \\ 0 & \rho_+ \end{pmatrix}$ are conformally equivalent to δ_{ab} , because $\rho_+ \rho_- = 1$, and therefore these also make the model trivial. We should remark that Remarks 2(a) and 2(c) also prove Theorem 1.

Note also that if a model is well-defined and orientation symmetric in the sense of Definitions 2 and 3 then inverted triangles Δ_R need not to be included in the lattice configuration. However, from Theorem 1 the model introduced in Eq. (8) is orientation asymmetric, and this model turns to be well-defined if it is treated as an FG model. Therefore the inverted triangles Δ_R should be included as a representation configuration of the model of Eq. (8) if it is understood as a well-defined model. For this reason, we have to extend the FG model introduced in Ref. [15] such that the Hamiltonian has values on both Δ_L and Δ_R .

4. Finsler geometry modeling

4.1. Finsler geometry model

As we have demonstrated in the previous subsection, all non-trivial surface models (\Leftrightarrow either γ_{ij} or κ_{ij} depends on ij) are ill-defined. The reason why this unsatisfactory result is obtained is because the bond length should not be direction dependent for any well-defined models (see Definition 2). To make this ill-defined models meaningful, we introduce the notion of Finsler geometry, where length unit is allowed to be dependent on the direction. In the context of Finsler geometry modeling, Theorem 1 does not hold. The problem is whether or not the above mentioned ill-defined model (in Section 3) is fitted in Finsler geometry modeling.

Let $\Delta_{L,R}$ be triangles in M , and $x = (x_1, x_2)$ be a local coordinate on $\Delta_{L,R}$, where the coordinate origin is at vertex 1. Let $y = (y_1, y_2)$ be defined by $y_i = dx_i/dt$, ($i = 1, 2$), where t is a parameter that increases toward the positive direction of the axes. It is also assumed that a positive parameter v_{ij} is defined on the axis from vertex i to vertex j , where $v_{ij} \neq v_{ji}$ in general.

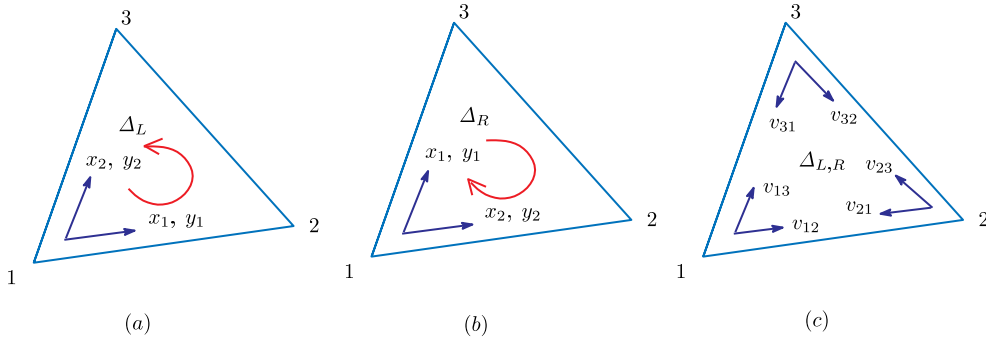


Figure 5. A triangle 123 with the local coordinate axis x_i and the tangent vector component $y_i (= \dot{x}_i)$ at vertex 1 on (a) left-handed triangle Δ_L and (b) right-handed triangle Δ_R , and (c) three possible local coordinates on triangle $\Delta_{L,R}$, and positive number v_{ij} assigned along the bond ij .

Discrete Finsler functions on triangles $\Delta_{L,R}$ in M are defined by (Figs. 5(a),(b))

$$L_{\Delta_L}(x, y) = \begin{cases} y_1/v_{12} & (\text{on } x_1 \text{ axis}) \\ y_2/v_{13} & (\text{on } x_2 \text{ axis}) \end{cases}, \quad L_{\Delta_R}(x, y) = \begin{cases} y_1/v_{13} & (\text{on } x_1 \text{ axis}) \\ y_2/v_{12} & (\text{on } x_2 \text{ axis}) \end{cases}, \quad (24)$$

which can also be written as the bilinear forms

$$L_{\Delta_L}^2(x, y) = v_{12}^{-2}y_1^2 + v_{13}^{-2}y_2^2, \quad L_{\Delta_R}^2(x, y) = v_{13}^{-2}y_1^2 + v_{12}^{-2}y_2^2. \quad (25)$$

From these expressions, we have the metric functions $g_{ab,L}$ on Δ_L and $g_{ab,R}(x)$ on Δ_R , such that

$$g_{ab,L}(x) = \frac{1}{2} \frac{\partial L_{\Delta_L}^2(x, y)}{\partial y_a \partial y_b} = \begin{pmatrix} v_{12}^{-2} & 0 \\ 0 & v_{13}^{-2} \end{pmatrix}, \quad g_{ab,R}(x) = \frac{1}{2} \frac{\partial L_{\Delta_R}^2(x, y)}{\partial y_a \partial y_b} = \begin{pmatrix} v_{13}^{-2} & 0 \\ 0 & v_{12}^{-2} \end{pmatrix}. \quad (26)$$

In general, g_{ab} is a function with respect to x and y , however, $g_{ab,L,R}$ in Eq. (26) only depends on the local coordinate x and it is independent of y .

Using the metric $g_{ab,L,R}$ in Eq. (26) and summing over all possible coordinate origins on triangle $\Delta_{L,R}$, just the same as in Eq. (6), we have the discrete Hamiltonian such that (see Fig. 2(b))

$$\begin{aligned} S_1 &= \sum_{\Delta} (\gamma_{12} \ell_{12}^2 + \gamma_{23} \ell_{23}^2 + \gamma_{31} \ell_{31}^2), \\ S_2 &= \sum_{\Delta} [\kappa_{12} (1 - \mathbf{n}_0 \cdot \mathbf{n}_3) + \kappa_{23} (1 - \mathbf{n}_0 \cdot \mathbf{n}_1) + \kappa_{31} (1 - \mathbf{n}_0 \cdot \mathbf{n}_2)], \\ \gamma_{12} &= \frac{v_{12}}{v_{13}} + \frac{v_{21}}{v_{23}}, \quad \gamma_{23} = \frac{v_{23}}{v_{21}} + \frac{v_{32}}{v_{31}}, \quad \gamma_{31} = \frac{v_{31}}{v_{32}} + \frac{v_{13}}{v_{12}}, \\ \kappa_{12} &= \frac{v_{13}}{v_{12}} + \frac{v_{23}}{v_{21}}, \quad \kappa_{23} = \frac{v_{21}}{v_{23}} + \frac{v_{31}}{v_{32}}, \quad \kappa_{31} = \frac{v_{32}}{v_{31}} + \frac{v_{12}}{v_{13}}. \end{aligned} \quad (27)$$

The sum over triangles \sum_{Δ} in S_1 and S_2 can also be expressed by the sum over bonds with a numerical factor 1/4. Thus, we have

$$\begin{aligned} S &= S_1 + \kappa S_2, \\ S_1 &= \frac{1}{4} \sum_{ij} (\gamma_{ij}^+ + \gamma_{ij}^-) \ell_{ij}^2, \quad S_2 = \frac{1}{4} \sum_{ij} (\kappa_{ij}^+ + \kappa_{ij}^-) (1 - \mathbf{n}^+ \cdot \mathbf{n}^-), \\ \gamma_{12}^+ &= \frac{v_{12}}{v_{13}} + \frac{v_{21}}{v_{23}}, \quad \gamma_{12}^- = \frac{v_{12}}{v_{14}} + \frac{v_{21}}{v_{24}}, \quad \kappa_{12}^+ = \frac{v_{13}}{v_{12}} + \frac{v_{23}}{v_{21}}, \quad \kappa_{12}^- = \frac{v_{14}}{v_{12}} + \frac{v_{24}}{v_{21}}, \end{aligned} \quad (28)$$

where γ_{ij}^{\pm} and κ_{ij}^{\pm} are concrete examples of γ_{ij}^{\pm} and κ_{ij}^{\pm} for bond 12 (see Fig. 5(c)). The symbol \pm denotes that γ_{ij} and κ_{ij} defined on the triangles $\Delta_{L,R}^{\pm}$ which share the bond ij (Figs. 6 (a),(b)).

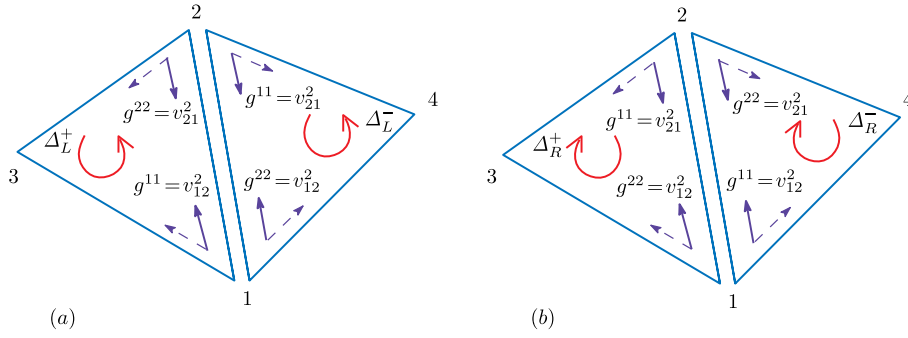


Figure 6. Two of four possible combinations of triangles $\Delta_{L,R}^+$ and $\Delta_{L,R}^-$, which share bond 12: (a) Δ_L^+ and Δ_L^- and (b) the inverted triangles Δ_R^+ and Δ_R^- (inside view) of those in (a). Elements of the inverse metric g^{ab} are given by v_{12}^2 and v_{21}^2 , which are defined on bond 12.

If the coefficients γ_{ij}^\pm and κ_{ij}^\pm are defined by the quantities, which are defined on vertices i and j or on bond ij , just like those in Eq. (28), then these coefficients become independent of the orientation of the triangles. Therefore, we have $\gamma_{ij,L}^\pm = \gamma_{ij,R}^\pm (= \gamma_{ij}^\pm)$, and $\kappa_{ij,L}^\pm = \kappa_{ij,R}^\pm (= \kappa_{ij}^\pm)$, and therefore the model is orientation symmetric. In this case, we have $\gamma_{ij}^+ + \gamma_{ij}^- = \gamma_{ji}^+ + \gamma_{ji}^- (= 4\gamma_{ij})$, and $\kappa_{ij}^+ + \kappa_{ij}^- = \kappa_{ji}^+ + \kappa_{ji}^- (= 4\kappa_{ij})$. On the contrary, if γ_{ij}^\pm and κ_{ij}^\pm depend on $\Delta_{L,R}$, then the model is orientation asymmetric. In this case, we have $\gamma_{ij,LR}^+ + \gamma_{ij,LR}^- \neq \gamma_{ji,LR}^+ + \gamma_{ji,LR}^- (\Leftrightarrow \gamma_{ij,L}^+ + \gamma_{ij,L}^- \neq \gamma_{ji,L}^+ + \gamma_{ji,L}^-, \dots)$ and $\kappa_{ij,LR}^+ + \kappa_{ij,LR}^- \neq \kappa_{ji,LR}^+ + \kappa_{ji,LR}^-$ in general. It is also easy to see that $\gamma_{ij,LR}^+ + \gamma_{ij,RL}^- \neq \gamma_{ji,LR}^+ + \gamma_{ji,RL}^- (\Leftrightarrow \gamma_{ij,L}^+ + \gamma_{ij,R}^- \neq \gamma_{ji,L}^+ + \gamma_{ji,R}^-, \dots)$ and $\kappa_{ij,LR}^+ + \kappa_{ij,RL}^- \neq \kappa_{ji,LR}^+ + \kappa_{ji,RL}^-$. Such an orientation asymmetric FG model will be studied in the following subsection.

Finally in this subsection, we emphasize a difference between the models defined by Eqs. (28) and (8). In fact, the expressions of S_1 and S_2 in Eq. (28) are different from those in Eq. (8). This difference comes from the fact that S_1 and S_2 in Eq. (8) are simply obtained by discretization of an ordinary HP surface model with a non-Euclidean metric. More explicitly, we have the following facts: (i) Not only Δ_L^\pm but also Δ_R^\pm is assumed to define S_1 and S_2 in Eq. (28), while only Δ_L^\pm is assumed to define those in Eq. (8). (ii) Finsler function is assumed to define S_1 and S_2 in Eq. (28), while it is not assumed to define those in Eq. (8). Therefore, mainly from the latter fact (ii), it is still unclear whether the model defined by Eq. (8) can be called an FG model or not. For this reason, the model defined by Eq. (8) still remains ill-defined, although the Hamiltonian in Eq. (8) is very close to the one in Eq. (28).

4.2. Orientation asymmetric Finsler geometry model

As we have discussed in the previous subsection, FG model in Ref. [15] is extended such that inverted triangles are included in the lattices. The triangulated lattices are composed of both Δ_L and Δ_R , where Δ_R corresponds to an inverted part of surface (Fig. 1(d)). On these triangles Δ_L and Δ_R , the coefficients γ_{ij}^\pm and κ_{ij}^\pm of S_1 and S_2 are defined. Therefore, the orientation asymmetric states are in general allowed in the configurations of the FG model. In this subsection, we show that the ill-defined model constructed in the previous Section by Eq. (8) turns to be a well-defined model in the context of FG modeling.

By comparing g_{ab} in Eq. (26) and g_{ab} in Eq. (3), we have the following correspondence between the parameters $v_{12}, v_{13}, \dots, v_{42}$ and the functions $\rho_1^\pm, \rho_2^\pm, \rho_3^\pm$ on Δ_L^\pm (see Figs. 4(a), 5(c) and 6(a)):

$$\begin{aligned} v_{12}^{-2} &= 1/\rho_1^+, & v_{13}^{-2} &= \rho_1^+, & v_{23}^{-2} &= 1/\rho_2^+, & v_{21}^{-2} &= \rho_2^+, & v_{31}^{-2} &= 1/\rho_3^+, & v_{32}^{-2} &= \rho_3^+, & (\text{on } \Delta_L^+), \\ v_{12}^{-2} &= 1/\rho_1^-, & v_{14}^{-2} &= \rho_1^-, & v_{24}^{-2} &= 1/\rho_2^-, & v_{21}^{-2} &= \rho_2^-, & v_{41}^{-2} &= 1/\rho_3^-, & v_{42}^{-2} &= \rho_3^-, & (\text{on } \Delta_L^-). \end{aligned} \quad (29)$$

The symbol ρ_i^+ is a function on triangle Δ_L^+ for the metric in Eq. (3) when the local coordinate is at vertex $i (= 1, 2, 3)$. We also have a contribution from Δ_R^\pm :

$$\begin{aligned} v_{12}^{-2} = \rho_1^+, \quad v_{13}^{-2} = 1/\rho_1^+, \quad v_{23}^{-2} = \rho_2^+, \quad v_{21}^{-2} = 1/\rho_2^+, \quad v_{31}^{-2} = \rho_3^+, \quad v_{32}^{-2} = 1/\rho_3^+, \quad (\text{on } \Delta_R^+), \\ v_{12}^{-2} = \rho_1^-, \quad v_{14}^{-2} = 1/\rho_1^-, \quad v_{24}^{-2} = \rho_2^-, \quad v_{21}^{-2} = 1/\rho_2^-, \quad v_{41}^{-2} = \rho_3^-, \quad v_{42}^{-2} = 1/\rho_3^-, \quad (\text{on } \Delta_R^-). \end{aligned} \quad (30)$$

By inserting these expressions into γ_{ij} and κ_{ij} in Eq. (28) (v_{41}^{-2} and v_{42}^{-2} in Eqs. (29) and (30) are not included in the list below), we have

$$\begin{aligned} \gamma_{12}^+ &= \rho_1^+ + 1/\rho_2^+, \quad \gamma_{23}^+ = \rho_2^+ + 1/\rho_3^+, \quad \gamma_{31}^+ = \rho_3^+ + 1/\rho_1^+, \quad (\text{on } \Delta_L^+), \\ \gamma_{12}^- &= \rho_2^- + 1/\rho_1^-, \quad \gamma_{23}^- = \rho_3^- + 1/\rho_2^-, \quad \gamma_{31}^- = \rho_1^- + 1/\rho_3^-, \quad (\text{on } \Delta_L^-), \\ \kappa_{12}^+ &= \rho_2^+ + 1/\rho_1^+, \quad \kappa_{23}^+ = \rho_3^+ + 1/\rho_2^+, \quad \kappa_{31}^+ = \rho_1^+ + 1/\rho_3^+, \quad (\text{on } \Delta_L^+), \\ \kappa_{12}^- &= \rho_1^- + 1/\rho_2^-, \quad \kappa_{23}^- = \rho_2^- + 1/\rho_3^-, \quad \kappa_{31}^- = \rho_3^- + 1/\rho_1^-, \quad (\text{on } \Delta_L^-). \end{aligned} \quad (31)$$

The expressions of γ_{ij}^\pm and κ_{ij}^\pm on Δ_R^\pm are obtained by replacing ρ with $1/\rho$ in the expressions in Eq. (31). We find from Eq. (31) that the coefficients γ_{ij}^\pm and κ_{ij}^\pm can also be written more simply by using the suffices ij , which will be presented below.

To incorporate two types of triangles $\Delta_{L,R}$ into the lattice configurations, which are dynamically updated in the partition function, we need a new variable corresponding to these $\Delta_{L,R}$. Thus, we introduce a new dynamical variable χ , which is defined on triangles Δ and has values in \mathbf{Z}_2 just like σ in Eq. (9) to represent the surface orientation:

$$\chi(\Delta) = \begin{cases} 1 & (\Delta = \Delta_L) \\ -1 & (\Delta = \Delta_R) \end{cases}. \quad (32)$$

If $\chi_i (= \chi(\Delta_i)) = -1$ is satisfied for all triangles Δ_i , then the surface is understood as it is completely inverted. In contrast, mixed states, where the value of χ_i is not uniform, are understood as a partly inverted membrane (see Fig. 1(d)). This implies that actual intersections like the one in Fig. 1(b) are not necessarily implemented in the model. If such intersections must be taken into consideration in the numerical simulation, it will be very time consuming, because every step for the vertex move should be checked to monitor how the lattice intersects. More than that the simulation is time consuming, as mentioned in the previous section real physical membranes are expected to undergo inversion by pore formation without self-intersection.

By this new variable χ_i in Eq. (32), the FG model introduced in [15] is extended such that the inverted surface states are included in the surface configurations. Indeed, for any given configuration, its inverted configuration by Eq. (2) is included in the configurations, because the inverted configuration is obtained by the transformation $\chi_i \rightarrow -\chi_i$ for all i and with suitable translation and deformation of \mathbf{r} . In this new model, the triangulated surfaces are composed of both Δ_L and Δ_R , where the triangles Δ_R correspond to an inverted part of surface like the one in Fig. 1(d). The coefficients γ_{ij} and κ_{ij} of S_1 and S_2 are defined on not only Δ_L but also Δ_R . Therefore, the orientation asymmetric states are naturally expected in the configurations of the new model.

The variable χ has values in \mathbf{Z}_2 just like σ in the energy S_0 of Eq.(9), however, the role of χ is different from that of σ . The variable σ plays a role for defining the functions ρ_i of the metric g_{ab} . In the context of the modeling in this paper, ρ is determined independently of the surface orientation χ . As mentioned in the end of Section 4, S_0 is not included in the Hamiltonian introduced below although the role of S_0 is completely different from that of S_3 .

By including the partition function, we finally have

$$\begin{aligned}
 Z(\zeta, \kappa) &= \sum_{\chi} \sum_{\mathcal{T}} \int \prod_{i=1}^N d\mathbf{r}_i \exp[-S(\mathbf{r}, \chi)], \quad S = S_1 + \kappa S_2 + \zeta S_3, \\
 S_1 &= \frac{1}{4} \sum_{ij} (\gamma_{ij}^+ + \gamma_{ij}^-) \ell_{ij}^2, \quad S_2 = \frac{1}{4} \sum_{ij} (\kappa_{ij}^+ + \kappa_{ij}^-) (1 - \mathbf{n}^+ \cdot \mathbf{n}^-), \\
 S_3 &= \sum_{\pm} (1 - \chi^+ \cdot \chi^-), \quad (\chi^{\pm} \in \{1, -1\}), \\
 \gamma_{ij}^+ &= \begin{cases} \rho_i^+ + 1/\rho_j^+ & (\chi(\mathcal{A}^+) = 1) \\ 1/\rho_i^+ + \rho_j^+ & (\chi(\mathcal{A}^+) = -1) \end{cases}, \quad \gamma_{ij}^- = \begin{cases} \rho_j^- + 1/\rho_i^- & (\chi(\mathcal{A}^-) = 1) \\ 1/\rho_j^- + \rho_i^- & (\chi(\mathcal{A}^-) = -1) \end{cases}, \\
 \kappa_{ij}^+ &= \begin{cases} \rho_j^+ + 1/\rho_i^+ & (\chi(\mathcal{A}^+) = 1) \\ 1/\rho_j^+ + \rho_i^+ & (\chi(\mathcal{A}^+) = -1) \end{cases}, \quad \kappa_{ij}^- = \begin{cases} \rho_i^- + 1/\rho_j^- & (\chi(\mathcal{A}^-) = 1) \\ 1/\rho_i^- + \rho_j^- & (\chi(\mathcal{A}^-) = -1) \end{cases},
 \end{aligned} \tag{33}$$

where Ising model Hamiltonian S_3 is assumed for the variable χ with the coefficient ζ . The value of $\chi^{\pm} (\in \{1, -1\})$ corresponds to $\mathcal{A}_{L,R}^{\pm}$ as in Eq. (32). For sufficiently large ζ , one of the lowest energy states of S_3 is realized because both S_1 and S_2 are asymmetric even though S_3 is symmetric under the surface inversion. Thus, we have proved that the model introduced in Eq. (8) is identified to the FG model defined by Eq. (28), in which the Finsler functions in Eq. (24) are assumed. We should note that Ising model Hamiltonian is not always necessary for S_3 . Note also that this FG model in Eq. (33) has no constraint for the well-definedness introduced in Definition 2. In this sense, this model is well-defined even though the bond length in M is direction dependent. Moreover, since the surface configuration includes inverted triangles, this model is orientation asymmetric from Remark 1 (a). Thus, we have

Theorem 2. *All non-trivial models such as the one defined by Eq. (8) or Eq. (33) are orientation asymmetric and well-defined in the context of Finsler geometry modeling.*

5. Summary

In this paper, we confine ourselves to discrete surface models of Helfrich and Polyakov with the metric of the type $g_{ab} = \begin{pmatrix} E & 0 \\ 0 & G \end{pmatrix}$. The discrete model is defined on dynamically triangulated surfaces in \mathbf{R}^3 , and therefore the model is aimed at describing properties of fluid membranes such as lipid bilayers. The result in this paper indicates that the surface models with this type of non-Euclidean metric are well-defined in the context of Finsler geometry (FG) modeling, and moreover the models are orientation asymmetric in general. Indeed, in the FG scheme for discrete surface models, length of bond of the triangles in the parameter space M can be direction dependent, and no constraint is imposed on the bond length of inverted surfaces in the FG modeling. These allow us to introduce a new dynamical variable corresponding to the triangle orientation to incorporate the surface inversion process in the model. Thus, Hamiltonian of the models with non-trivial g_{ab} has values on locally inverted surface, and for this reason the Hamiltonian becomes dependent on the surface orientation. This property is expected to be useful to study real physical membranes, which undergo surface inversion. FG modeling for membranes and the numerical studies should be performed more extensively.

Acknowledgments: The authors acknowledge S. Bannai and M. Imada for comments and discussions. This work is supported in part by JSPS KAKENHI Numbers 26390138 and 17K05149.

Author Contributions: E.P. performed the calculations, and H.K. wrote the paper.

Conflicts of Interest: The authors declare no conflict of interest. The founding sponsors had no role in the design of the study; in the collection, analyses, or interpretation of data; in the writing of the manuscript, and in the decision to publish the results.

Abbreviations

The following abbreviations are used in this manuscript:

HP Helfrich and Polyakov
 FG Finsler geometry
 FC Fixed connectivity
 DT Dynamically triangulated

References

1. Nelson D., The Statistical Mechanics of Membranes and Interfaces, In *Statistical Mechanics of Membranes and Surfaces, Second Edition*; Eds. Nelson D., Piran T., and Weinberg S., World Scientific: Singapore, 2004; pp.1-17.
2. David F., Geometry and Field Theory of Random Surfaces and Membranes, In *Statistical Mechanics of Membranes and Surfaces, Second Edition*; Eds. Nelson D., Piran T., and Weinberg S., World Scientific: Singapore, 2004; pp.149-209.
3. Kantor Y. and Nelson D.R., Phase transitions in flexible polymeric surfaces, *Phys. Rev. A* **1987**, *36*, 4020-4032.
4. Bowick M. and Travesset A., The statistical mechanics of membranes, *Phys. Rep.* **2001**, *344*, 255-308.
5. Gompper G. and Kroll D.M., Triangulated-surface models of fluctuating membranes. In *Statistical Mechanics of Membranes and Surfaces, Second Edition*; Eds. Nelson D., Piran T., and Weinberg S., World Scientific: Singapore, 2004; pp.359-426.
6. Doi M. and Edwards S.F., *The Theory of Polymer Dynamics*, (Oxford University Press, New York, 1986).
7. Xing, X. Mukhopadhyay R., Lubensky T. C., and Radzihovsky L., Fluctuating nematic elastomer membranes, *Phys. Rev. E* **2003**, *68*, 021108(1-17).
8. Stoop N., Wittel F.K., Amar M.B., Müller M.M., and Herrmann H.J., Fluctuating nematic elastomer membranes, *Phys. Rev. Lett.* **2010**, *105* 068101(1-4).
9. Gutleider E., Gruhn T. and Lipowsky R., Polymorphism of vesicles with multi-domain patterns, *Soft Matter* **2009**, *5*, 3303-3311.
10. Noguchi H., Membrane simulation models from nanometer to micrometer scale, *J. Phys. Soc. Jpn.* **2009**, *78*, 041007(1-9).
11. Wiese K.J., Polymerized Membranes, a Review, in *Phase Transitions and Critical Phenomena 19*, eds. C. Domb, and J.L. Lebowitz (Academic Press, London, 2000) pp.253-498.
12. Paczuski M., Kardar M. and Nelson D.R., Landau Theory of the Crumpling Transition, *Phys. Rev. Lett.* **1988**, *60*, 2638-2640.
13. Usui S. and Koibuchi H., Finsler Geometry Modeling of Phase Separation in Multi-Component Membranes, *Polymers* **2016**, *8*, 284(1-18).
14. Jug G., Theory of the thermal magnetocapacitance of multicomponent silicate glasses at low temperature, *Philos. Mag.* **84** (33), **2004**, 3599-3615.
15. Koibuchi H. and Sekino H., Monte Carlo studies of a Finsler geometric surface model, *Physica A* **2014**, *393*, 37-50.
16. Bogoslovsky G., Dynamic rearrangement of vacuum and the phase transitions in the geometric structure of space-time, *Int. J. Geom. Methods Mod. Phys.* **2012**, *9*, 1250007.
17. Bogoslovsky G., On the possibility of phase transitions in the geometric structure of space-time, *Phys. Lett. A* **1998**, *244*, 222-228.
18. Ootsuka T. and Tanaka E., Finsler geometrical path integral, *Phys. Lett. A* **2010**, *374*, 1917-1921.
19. Matsumoto M., Keiryō Bibun Kikagaku (in Japanese), Shokabo: Tokyo, Japan, 1975.
20. Bao D., Chern S. -S., Shen Z., An Introduction to Riemann-Finsler Geometry, GTM 200, Springer: New York, USA, 2000.
21. Miao L., Seifert U., Wortis M., and Döbereiner H.-G., Budding transitions of fluid-bilayer vesicles: The effect of area-difference elasticity, *Phys. Rev. E* **1994**, *49*, 5389-5407.
22. Ho J.-S. and Baumgärtner A., Simulations of Fluid Self-Avoiding Membranes, *Europhys. Lett.* **1990**, *12*, 295-300.
23. Catterall S.M., Extrinsic curvature in dynamically triangulated random surfaces, *Phys. Lett. B* **1989**, *220*, 207-214.
24. Ambjörn J., Irbäck A., Jurkiewicz J., Petersson B., The theory of dynamical random surfaces with extrinsic curvature, *Nucl. Phys. B* **1993**, *393*, 571-600.
25. Helfrich W., Elastic Properties of Lipid Bilayers: Theory and Possible Experiments, *Z. Naturforsch* **1973**, *28c*, 693-703.
26. Polyakov A.M., Fine structure of strings, *Nucl. Phys. B* **1986**, *268*, 406-412.

27. Saitoh A., Takiguchi K., Tanaka Y. and Hotani H., Opening-up of liposomal membranes by talin, *PNAS* **1998**, 95(3), 1026-1031.
28. Suezaki Y., Theoretical Possibility of Cuplike Vesicles for Aggregates of Lipid and Bile Salt Mixture, *J. Phys. Chem. B* **2002**, 106(50), 13033–13039.
29. David F. and Gutter E., Crumpling Transition in Elastic Membranes: Renormalization Group Treatment, *Europhys. Lett.* **1988**, 5, 709-714.
30. Nishiyama Y, Folding of the triangular lattice in a discrete three-dimensional space: Density-matrix renormalization-group study, *Phys. Rev. E* **2004**, 70, 016101(1-7).
31. Kownacki J-P. and Diep H.T., First-order transition of tethered membranes in three-dimensional space, *Phys. Rev. E* **2002**, 66, 066105(1-6).
32. Kownacki J.-P. and Mouhanna D., Crumpling transition and flat phase of polymerized phantom membranes, *Phys. Rev. E* **2009**, 79, 040101(R)(1-4).
33. Essafi K., Kownacki J.-P. and Mouhanna D., First-order phase transitions in polymerized phantom membranes, *Phys. Rev. E* **2014**, 89, 042101(1-5).
34. Cuerno R., G.C. R., Gordillo-Guerrero A., Monroy P., and Ruiz-Lorenzo J.J., Universal behavior of crystalline membranes: crumpling transition and Poisson ratio of the flat phase, *Phys. Rev. E* **2016**, 93, 022111(1-9).
35. Wheeler J.F., Random surfaces: from polymer membranes to strings, *J. Phys. A Math. Gen.* **1994**, 27, 3323-3353.

© 2024 by the authors. possible open access publication under the terms and conditions of the Creative Commons Attribution (CC-BY) license (<http://creativecommons.org/licenses/by/4.0/>).