

Model Order Selection Rules For Covariance Structure Classification

V. Carotenuto, *Member, IEEE*, A. De Maio, *Fellow, IEEE*, D. Orlando, *Senior Member, IEEE*, P. Stoica, *Fellow, IEEE*

Abstract—The adaptive classification of the interference covariance matrix structure for radar signal processing applications is addressed in this paper. This represents a key issue because many detection architectures are synthesized assuming a specific covariance structure which may not necessarily coincide with the actual one due to the joint action of the system and environment uncertainties. The considered classification problem is cast in terms of a multiple hypotheses test with some nested alternatives and the theory of Model Order Selection (MOS) is exploited to devise suitable decision rules. Several MOS techniques, such as the Akaike, Takeuchi, and Bayesian information criteria are adopted and the corresponding merits and drawbacks are discussed. At the analysis stage, illustrating examples for the probability of correct model selection are presented showing the effectiveness of the proposed rules.

I. NOTATION

In the sequel, vectors and matrices are denoted by boldface lower-case and upper-case letters, respectively. The symbols $\det(\cdot)$, $\text{Tr}(\cdot)$, \otimes , $(\cdot)^*$, $(\cdot)^T$, $(\cdot)^\dagger$ denote the determinant, trace, Kronecker product, complex conjugate, transpose, and conjugate transpose, respectively. As to numerical sets, \mathbb{R} is the set of real numbers, $\mathbb{R}^{N \times M}$ is the Euclidean space of $(N \times M)$ -dimensional real matrices (or vectors if $M = 1$), \mathbb{C} is the set of complex numbers, and $\mathbb{C}^{N \times M}$ is the Euclidean space of $(N \times M)$ -dimensional complex matrices (or vectors if $M = 1$). The symbols $\Re\{z\}$ and $\Im\{z\}$ indicate the real and imaginary parts of the complex number z , respectively. \mathbf{I}_N stands for the $N \times N$ identity matrix, while $\mathbf{0}$ is the null vector or matrix of proper dimensions. We denote by $\mathbf{J} \in \mathbb{R}^{N \times N}$ a permutation matrix such that $\mathbf{J}(l, k) = 1$ if and only if $l + k = N + 1$. Given a matrix $\mathbf{A} = [\mathbf{a}_1, \dots, \mathbf{a}_M] \in \mathbb{C}^{N \times M}$, $\text{vec}(\mathbf{A}) = [\mathbf{a}_1^T, \mathbf{a}_2^T, \dots, \mathbf{a}_M^T]^T \in \mathbb{C}^{NM \times 1}$, while given a vector $\mathbf{a} \in \mathbb{C}^{N \times 1}$, $\text{diag}(\mathbf{a}) \in \mathbb{C}^{N \times N}$ indicates the diagonal matrix whose i th diagonal element is the i th entry of \mathbf{a} .

The Euclidean norm of a vector is denoted by $\|\cdot\|$. We write $\mathbf{M} \succ \mathbf{0}$ if \mathbf{M} is positive definite. Let $f(\mathbf{x}) \in \mathbb{R}$ be a scalar-valued function of vector argument, then $\partial f(\mathbf{x})/\partial \mathbf{x}$ denotes the gradient of $f(\cdot)$ with respect to \mathbf{x} arranged in a column vector, while $\partial f(\mathbf{x})/\partial \mathbf{x}^T$ is its transpose. Moreover, if $\hat{\mathbf{x}}$ belongs to the domain of $f(\cdot)$, then the gradient of $f(\cdot)$ with

respect to \mathbf{x} and evaluated at $\hat{\mathbf{x}}$ is denoted by $\partial f(\hat{\mathbf{x}})/\partial \mathbf{x}$. For a finite set A , $|A|$ stands for its cardinality. $U(N) \subset \mathbb{C}^{N \times N}$ denotes the set of all $N \times N$ unitary matrices and $j = \sqrt{-1}$. For two sets, A and B , $A \times B$ denotes their Cartesian product. The (k, l) -entry (or l -entry) of a generic matrix \mathbf{A} (or vector \mathbf{a}) is denoted by $\mathbf{A}(k, l)$ (or $\mathbf{a}(l)$). Given two statistical hypotheses H_i and H_j , then $H_i \subset H_j$ means that H_i is nested into H_j . The acronym i.i.d. means independent and identically distributed while the symbol $E[\cdot]$ denotes statistical expectation. Finally, we write $\mathbf{x} \sim \mathcal{CN}_N(\mathbf{m}, \mathbf{M})$ if \mathbf{x} is a complex circular N -dimensional normal vector with mean \mathbf{m} and covariance matrix $\mathbf{M} \succ \mathbf{0}$, $\mathbf{x} \sim \mathcal{N}_N(\mathbf{m}, \mathbf{M})$ if \mathbf{x} is a N -dimensional normal vector with mean \mathbf{m} and covariance matrix $\mathbf{M} \succ \mathbf{0}$, and $\varphi \sim \mathcal{U}(0, 2\pi)$ if φ is a random variable uniformly distributed in $(0, 2\pi)$.

II. INTRODUCTION, MOTIVATION, AND PROBLEM FORMULATION

Consider a radar system equipped with $N \geq 2$ (spatial and/or temporal) channels. The echoes from the cell under test (CUT) are downconverted to baseband, pre-processed, properly sampled, and organized to form a N -dimensional vector, \mathbf{z} say, referred to as primary data or CUT sample. A set of secondary data, $\mathbf{z}_1, \dots, \mathbf{z}_K$, with $K > N$, statistically independent of \mathbf{z} , is also acquired in order to make the system adaptive with respect to the unknown Interference Covariance Matrix (ICM), $\mathbf{M} \succ \mathbf{0}$. As is customary, these data are assumed to share the same ICM as \mathbf{z} and are obtained exploiting echoes from range cells in the proximity of the CUT within the reference window [1]–[11].

To accomplish the detection task which is typical of the search process, the radar signal processor solves a testing problem applying a decision rule computed from the collected data (decision statistic). From a mathematical viewpoint, target detection can be formulated in terms of a binary hypothesis test and tools provided by the *Decision Theory* can be exploited to solve it. Several design criteria have been adopted in this respect: the Generalized Likelihood Ratio Test (GLRT) [1], [12]–[15], the Wald test [16]–[18], [18]–[20], the Rao test¹ [7], [11], [18]–[20], [22], and the Invariance Principle [23]–[28].

Usually a given design technique is applied under specific assumptions on the ICM structure which are tantamount to incorporating some degree of *a priori* knowledge at the design stage. Specifically, certain structures of the covariance \mathbf{M}

V. Carotenuto and A. De Maio are with the Dipartimento di Ingegneria Elettrica e delle Tecnologie dell'Informazione, Università degli Studi di Napoli "Federico II", via Claudio 21, I-80125 Napoli, Italy. E-mail: ademai@unina.it, vincenzo.carotenuto@unina.it.

D. Orlando is with Università degli Studi "Niccolò Cusano", via Don Carlo Gnocchi 3, 00166 Roma, Italy. E-mail: danilo.orlando@unicusano.it.

P. Stoica is with the Department of Information Technology, Uppsala University, P O Box 337, SE-751 05, Uppsala, Sweden. E-mail: peter.stoica@it.uu.se.

¹Note that GLRT, Wald test, and Rao test, under mild conditions, are asymptotically equivalent [21].

can be induced by the interference type, the geometry of the system array, and/or uniformity of the transmitted pulse train. In the most general case, $\mathbf{M} \in \mathbb{C}^{N \times N}$ is Hermitian, but it is well-known that:

- ground clutter, observed by a stationary monostatic radar, often exhibits a symmetric power spectral density centered around the zero-Doppler frequency implying that the resulting ICM is real, i.e., $\mathbf{M} \in \mathbb{R}^{N \times N}$ [29];
- from a theoretical point of view, symmetrically spaced linear arrays or pulse trains induce a persymmetric structure on \mathbf{M} [30]; the following two cases are possible
 - $\mathbf{M} \in \mathbb{C}^{N \times N}$ is Hermitian and persymmetric (or centrohermitian) if and only if $\mathbf{M} = \mathbf{J}\mathbf{M}^*\mathbf{J}$;
 - $\mathbf{M} \in \mathbb{R}^{N \times N}$ is symmetric and persymmetric (or centrosymmetric) if and only if $\mathbf{M} = \mathbf{J}\mathbf{M}\mathbf{J}$.

For each of the mentioned scenarios, there exist examples of adaptive detectors in the literature [4], [5], [31]. The knowledge about the environment as well as the structure of the ICM can guide the system operator towards the most appropriate decision scheme. In this regard, the primary sources of available information are directly related to the system and/or to the operating scenario. However, there exist a plethora of causes that introduce uncertainty and make the nominal assumptions no longer valid. For instance, array calibration errors would produce residual imbalances among channels that can heavily degrade the ICM persymmetric structure. Another example concerns the level of symmetry of ground clutter power spectral density which can be altered by the possible presence of a dominating Doppler or some discretizes with a given velocity. This motivates the need for a classifier capable of inferring the ICM structure over the range bins of the system reference window. Its output could then be fed to a selector choosing the most suitable detection scheme as shown in Figure 1.

A possible approach to handle the mentioned classification problem is based on its formulation in terms of a multiple hypothesis test and on the use of model order selection (MOS) rules, since each possible choice for \mathbf{M} represents a *model* with a given number of parameters [32]–[39]. Following this idea, it is worth making explicit the relationship between parameters and model. To this end, note that the number of parameters introduced by the specific structure of \mathbf{M} can be stacked into a vector $\boldsymbol{\theta}_i \in \mathbb{R}^{m_i \times 1}$, where m_i depends on the specific scenario. Since the entries of $\boldsymbol{\theta}_i$ parameterize \mathbf{M} , this dependence is denoted using the notation $\mathbf{M}(\boldsymbol{\theta}_i)$. Finally, the considered models (or hypotheses) are representative of combinations among the possible assumptions on the clutter spectrum (symmetry around zero-Doppler or the lack of the mentioned symmetry) and the system configuration (persymmetry).

In summary, the problem at hand is tantamount to choosing among the following hypotheses:

$$\begin{cases} H_1 : \mathbf{M}(\boldsymbol{\theta}_1) \in \mathbb{C}^{N \times N} & \text{is Hermitian unstructured,} \\ H_2 : \mathbf{M}(\boldsymbol{\theta}_2) \in \mathbb{R}^{N \times N} & \text{is symmetric unstructured,} \\ H_3 : \mathbf{M}(\boldsymbol{\theta}_3) \in \mathbb{C}^{N \times N} & \text{is centrohermitian,} \\ H_4 : \mathbf{M}(\boldsymbol{\theta}_4) \in \mathbb{R}^{N \times N} & \text{is centrosymmetric.} \end{cases} \quad (1)$$

The number of unknown parameters under each hypothesis is given by:

$$\begin{cases} m_1 = N^2 & \text{under } H_1, \\ m_2 = N(N+1)/2 & \text{under } H_2, \\ m_3 = N(N+1)/2 & \text{under } H_3, \\ m_4 = \begin{cases} \frac{N}{2} \left(\frac{N}{2} + 1 \right) & \text{if } N \text{ is even} \\ \left(\frac{N+1}{2} \right)^2 & \text{if } N \text{ is odd} \end{cases} & \text{under } H_4. \end{cases} \quad (2)$$

For the sake of clarity, the proofs of (2) for the cases centrohermitian and centrosymmetric are provided in Appendix A.

Hereafter, for brevity, we omit the dependence on $\boldsymbol{\theta}_i$ letting $\mathbf{M}_i = \mathbf{M}(\boldsymbol{\theta}_i)$ and $\mathbf{X}_i = \mathbf{M}^{-1}(\boldsymbol{\theta}_i)$.

Before concluding this section, a few remarks are in order. First, notice that different models could have the same number of parameters but, as shown in the next sections, this is not a limitation since classification rules exploit specific estimates corresponding to the different structures reflecting the assumed hypothesis. Second, it is possible to identify nested hypotheses among those listed in (1), for instance $H_2 \subset H_1$, $H_3 \subset H_1$, $H_4 \subset H_2$, etc.

In the next section, several MOS classification algorithms for problem (1) are briefly described highlighting the respective design assumptions, which might not be always met in the considered radar application. The latter observation means that the behavior of these classification rules versus the parameters of interest deserves a careful investigation. Section IV provides closed-form expressions for the classification statistics discussed in Section III. Concretely, these statistics are computed according to two approaches. The first exploits the overall data matrix which also comprises the CUT, whereas the second neglects the CUT and uses secondary data only. The performances of the considered selectors are analyzed in Section V, where the figure of merit is the probability of correct classification as a function of the number of data used for estimation. Finally, concluding remarks and future research tracks are given in Section VI. Mathematical derivations are confined to the appendices.

III. MODEL ORDER SELECTION CRITERIA

The aim of this section is twofold. The first part provides useful preliminary definitions, while the second part presents a brief review of the adopted selection criteria for problem (1). Subsequent developments assume that $\mathbf{z}_k \sim \mathcal{CN}_N(\mathbf{0}, \mathbf{M})$, $k = 1, \dots, K$, and $\mathbf{z} \sim \mathcal{CN}_N(\alpha \mathbf{v}, \mathbf{M})$, where $\alpha = \alpha_{re} + j\alpha_{im}$, $\alpha_{re}, \alpha_{im} \in \mathbb{R}$, is an amplitude factor accounting for target response and propagation effects and $\mathbf{v} \in \mathbb{C}^{N \times 1}$ is the nominal steering vector. Finally, the vectors $\mathbf{z}_1, \dots, \mathbf{z}_K, \mathbf{z}$ are assumed to be statistically independent.

Now, denote by $\mathbf{Z} = [\mathbf{z}_1, \dots, \mathbf{z}_K] \in \mathbb{C}^{N \times K}$ the entire secondary data matrix and let \mathbf{p}_i be the parameter vector under the H_i hypothesis, $i = 1, \dots, 4$. Observe that

- if the CUT is incorporated into the classification rules, then $\mathbf{p}_i = [\boldsymbol{\theta}_i^T \ \boldsymbol{\alpha}^T]^T \in \mathbb{R}^{n_i \times 1}$, where $\boldsymbol{\alpha} = [\alpha_{re} \ \alpha_{im}]^T \in \mathbb{R}^{2 \times 1}$, $n_i = m_i + 2$; in this case, we let $\mathbf{Z}_c = \{\mathbf{z}, \mathbf{Z}\}$;

- if the the classification rules are devised from \mathbf{Z} only, then $\mathbf{p}_i = \boldsymbol{\theta}_i \in \mathbb{R}^{n_i}$, where $n_i = m_i$; here we let $Z_c = \{\mathbf{Z}\}$.

Because the derivation of the MOS criteria requires the computation of the maximum likelihood estimates (MLE) of the unknown parameters as well as suitable estimates of the Fisher Information Matrix (FIM), let us provide the expressions of the probability density functions (pdfs) of \mathbf{z} , \mathbf{z}_k , $k = 1, \dots, K$, \mathbf{Z} , and the joint pdf of \mathbf{z} and $\mathbf{Z} = [\mathbf{z}_1, \dots, \mathbf{z}_K] \in \mathbb{C}^{N \times K}$ under the considered hypotheses, namely, $\forall i = 1, \dots, 4$:

$$f(\mathbf{z}; \mathbf{p}_i, H_i) = \frac{\exp\{-(\mathbf{z} - \alpha\mathbf{v})^\dagger \mathbf{X}_i (\mathbf{z} - \alpha\mathbf{v})\}}{\pi^N \det(\mathbf{M}_i)}, \quad (3)$$

$$f(\mathbf{z}_k; \boldsymbol{\theta}_i, H_i) = \frac{\exp\{-\mathbf{z}_k^\dagger \mathbf{X}_i \mathbf{z}_k\}}{\pi^N \det(\mathbf{M}_i)}, \quad k = 1, \dots, K, \quad (4)$$

$$f(\mathbf{Z}; \mathbf{p}_i, H_i) = \prod_{k=1}^K f(\mathbf{z}_k; \boldsymbol{\theta}_i, H_i) = \left\{ \frac{\exp\left\{-\frac{1}{K} \text{Tr}[\mathbf{X}_i \mathbf{S}]\right\}}{\pi^N \det(\mathbf{M}_i)} \right\}^K \quad (5)$$

$$f(\mathbf{z}, \mathbf{Z}; \mathbf{p}_i, H_i) = f(\mathbf{z}; \mathbf{p}_i, H_i) \prod_{k=1}^K f(\mathbf{z}_k; \boldsymbol{\theta}_i, H_i) = \left\{ \frac{\exp\left\{-\frac{1}{K+1} \text{Tr}[\mathbf{X}_i (\mathbf{S}_\alpha + \mathbf{S})]\right\}}{\pi^N \det(\mathbf{M}_i)} \right\}^{K+1} \quad (6)$$

where $\mathbf{S}_\alpha = (\mathbf{z} - \alpha\mathbf{v})(\mathbf{z} - \alpha\mathbf{v})^\dagger$ and $\mathbf{S} = \mathbf{Z}\mathbf{Z}^\dagger$.

Finally, denote by $s(\mathbf{p}_i, H_i; \mathbf{z}) = \log f(\mathbf{z}; \mathbf{p}_i, H_i)$, $s(\boldsymbol{\theta}_i, H_i; \mathbf{z}_k) = \log f(\mathbf{z}_k; \boldsymbol{\theta}_i, H_i)$, $k = 1, \dots, K$, and let

$$s(\mathbf{p}_i, H_i; Z_c) = \begin{cases} s(\mathbf{p}_i, H_i; \mathbf{z}, \mathbf{Z}) = \log f(\mathbf{z}, \mathbf{Z}; \mathbf{p}_i, H_i), & \text{if the CUT is included,} \\ s(\mathbf{p}_i, H_i; \mathbf{Z}) = \log f(\mathbf{Z}; \mathbf{p}_i, H_i), & \text{if the CUT is excluded,} \end{cases} \quad (7)$$

denote the log-likelihood functions².

The remainder of this section is focused on MOS criteria. Several of such criteria have been developed for the selection of an estimated best approximating model from a set of candidates [40]; most of them rely on minimization of the Kullback-Leibler (KL) discrepancy. A well-known rule is the Akaike Information Criterion (AIC), which, with reference to problem (1), can be formulated as

$$H_{\hat{z}} = \arg \min_{\mathcal{H}} \{-2s(\hat{\mathbf{p}}_i, H_i; Z_c) + 2n_i\}, \quad (\text{AIC}) \quad (8)$$

where $H_{\hat{z}}$ is the estimated model, $\mathcal{H} = \{H_1, \dots, H_4\}$, and $\hat{\mathbf{p}}_i$ is the MLE of \mathbf{p}_i . The main drawback of this rule is its non-zero probability of overfitting [33] due to the penalty term $2n_i$ being too small for high-order models, especially for nested hypotheses. To overcome this limitation, an empirical modification of AIC has been proposed in [41]. This rule, referred

to as Generalized Information Criterion (GIC), corrects the penalty term of AIC via a factor $(1 + \rho)$ with $\rho > 1$, namely

$$H_{\hat{z}} = \arg \min_{\mathcal{H}} \{-2s(\hat{\mathbf{p}}_i, H_i; Z_c) + (1 + \rho)n_i\} \quad (\text{GIC}). \quad (9)$$

Note that if we set $\rho = 1$ GIC reduces to AIC.

The Takeuchi Information Criterion (TIC), whose main goal is to extend AIC to misspecification scenarios, has the following form [40]:

$$H_{\hat{z}} = \arg \min_{\mathcal{H}} \left\{ -2s(\hat{\mathbf{p}}_i, H_i; Z_c) + 2\text{Tr}[\hat{\mathcal{J}}_i(\hat{\mathbf{p}}_i) \hat{\mathcal{I}}_i^{-1}(\hat{\mathbf{p}}_i)] \right\}, \quad (\text{TIC}) \quad (10)$$

where $\mathcal{I}_i(\hat{\mathbf{p}}_i) \in \mathbb{R}^{n_i \times n_i}$ is the negative Hessian of the log-likelihood function evaluated at $\hat{\mathbf{p}}_i$, namely the observed FIM, whose expression is

$$\hat{\mathcal{I}}_i(\hat{\mathbf{p}}_i) = -\frac{\partial^2 s(\hat{\mathbf{p}}_i, H_i; Z_c)}{\partial \mathbf{p}_i \partial \mathbf{p}_i^T}, \quad (11)$$

and $\hat{\mathcal{J}}_i(\hat{\mathbf{p}}_i)$ is the sample FIM, viz.

$$\hat{\mathcal{J}}_i(\hat{\mathbf{p}}_i) = \frac{\partial s(\hat{\mathbf{p}}_i, H_i; \mathbf{z})}{\partial \mathbf{p}_i} \frac{\partial s(\hat{\mathbf{p}}_i, H_i; \mathbf{z})}{\partial \mathbf{p}_i^T} + \sum_{k=1}^K \left[\frac{\partial s(\hat{\boldsymbol{\theta}}_i, H_i; \mathbf{z}_k)}{\partial \mathbf{p}_i} \frac{\partial s(\hat{\boldsymbol{\theta}}_i, H_i; \mathbf{z}_k)}{\partial \mathbf{p}_i^T} \right]. \quad (12)$$

when \mathbf{z} and \mathbf{Z} are both considered or

$$\sum_{k=1}^K \left[\frac{\partial s(\hat{\boldsymbol{\theta}}_i, H_i; \mathbf{z}_k)}{\partial \mathbf{p}_i} \frac{\partial s(\hat{\boldsymbol{\theta}}_i, H_i; \mathbf{z}_k)}{\partial \mathbf{p}_i^T} \right]. \quad (13)$$

when only \mathbf{Z} is considered. Note that, given the true model parameter vector $\bar{\mathbf{p}}$ and the true hypothesis \bar{H} , $\hat{\mathcal{I}}_i(\hat{\mathbf{p}}_i)$ and $\hat{\mathcal{J}}_i(\hat{\mathbf{p}}_i)$ are estimators of

$$\mathcal{I}(\bar{\mathbf{p}}) = -E \left[\frac{\partial^2 s(\bar{\mathbf{p}}, \bar{H}; Z_c)}{\partial \bar{\mathbf{p}} \partial \bar{\mathbf{p}}^T} \right] \quad (14)$$

and

$$\mathcal{J}(\bar{\mathbf{p}}) = E \left[\frac{\partial s(\bar{\mathbf{p}}, \bar{H}; Z_c)}{\partial \bar{\mathbf{p}}} \frac{\partial s(\bar{\mathbf{p}}, \bar{H}; Z_c)}{\partial \bar{\mathbf{p}}^T} \right], \quad (15)$$

respectively. It is important to observe that, in general, $\mathcal{I}(\bar{\mathbf{p}})$ will not equal $\mathcal{J}(\bar{\mathbf{p}})$ when the model is misspecified. However, if the model is correctly specified, then by the *Information Matrix Equivalence Theorem* [42], the information matrix can be expressed in either Hessian form, $\mathcal{I}(\bar{\mathbf{p}})$, or in the outer product form, $\mathcal{J}(\bar{\mathbf{p}})$.

Both the AIC (along with its generalization) and TIC are derived under the assumption of large samples. To relax this requirement, the corrected AIC (AICc) has been devised:

$$H_{\hat{z}} = \arg \min_{\mathcal{H}} \left\{ -2s(\hat{\mathbf{p}}_i, H_i; Z_c) + 2n_i \frac{(K+1)N}{(K+1)N - n_i - 1} \right\} \quad (\text{AICc}) \quad (16)$$

It is important to note that in the considered framework the AICc is essentially a heuristic rule since it has been originally proposed for linear regression models [43] and later extended to the case of nonlinear regression and autoregressive time series [44], which neither covers the scenarios considered herein.

Finally, other selection rules, such as the Bayesian Information Criterion (BIC), can be obtained according to a Bayesian

²Observe that α is a nuisance parameter with respect to problem (1).

framework. The BIC has been derived as an asymptotic approximation to a transformation of the Bayesian posterior probability of a candidate model [45]. In large-sample settings, BIC selects the model which is *a posteriori* most probable. It is also worth mentioning that, under some regularity conditions, BIC minimizes the KL discrepancy [33], [40]. An alternative formulation of BIC can be obtained relaxing the large-sample requirement and assuming a noninformative prior for both the parameter vector θ_i and the model H_i . Under the above hypotheses, BIC can be expressed as [33], [46], [47]

$$H_{\hat{c}} = \arg \min_{\mathcal{H}} \left\{ -2s(\hat{\mathbf{p}}_i, H_i; Z_c) + \log[\det(\hat{\mathbf{T}}_i(\hat{\mathbf{p}}_i))] \right\}, \quad (17)$$

which, for large samples and the herein considered context, reduces to (see Subsection IV-C)

$$H_{\hat{c}} = \arg \min_{\mathcal{H}} \left\{ -2s(\hat{\mathbf{p}}_i, H_i; Z_c) + m_i \log(K) \right\}. \quad (\text{Asymptotic BIC}) \quad (18)$$

We note, once again, that even though different models can share the same number of parameters, the considered selection criteria are still capable of discriminating between the different hypotheses since they use the specific MLEs together with the corresponding log-likelihood function under the current hypothesis.

Also note that the definition of large or small samples, which is important for some of the previous criteria, depends on the ratio between the number of parameters, n_i , and number of data, $(K+1)N$ or KN . Moreover, for the considered application, n_i depends on N . Thus, the behavior of these criteria might change according to the specific application and, for this reason, has to be investigated.

For the problem under consideration, the ratio between the number of parameters and the number of samples approaches zero as the number of homogeneous secondary data, K , increases. However, this situation might not be realizable in practical scenarios with the consequence that the large samples assumption would be no longer valid. Finally, the presence of outliers, clutter-edges, and/or regions with highly varying reflectivity can make the assumption that the true model belongs to the family of candidates fail. Thus, given these uncertainty factors, it is worthwhile investigating the considered MOS rules to determine which one performs better than the others. This is the scope of the next sections.

IV. COMPUTATION OF MOS DECISION RULES

This section contains the derivation of the explicit expressions of the aforementioned classification rules. Specifically, we follow two approaches: Approach A jointly exploits secondary and primary data; whereas Approach B relies on secondary data only. The former processes an additional data vector (primary data) with respect to the latter, but the number of unknown parameters increases due to the presence of the target complex amplitude. Moreover, the estimate of the target response represents an additional computational load for the rules based on the full data, which requires the computation of the decision statistics for each look direction. In contrast to this, Approach B does not depend on the system steering vector and, hence, the classification schemes can be

evaluated irrespective of the current steering direction. The above strategies are described in the next two subsections, whereas the last subsection provides the expression of BIC for large values of K .

A. MOS Decision Rules Using the Entire Data Matrix

It follows from Section III that the ingredients needed to construct a MOS decision rule are the MLEs of the unknown parameters, the log-likelihood functions, and the matrices $\hat{\mathbf{T}}_i(\mathbf{p}_i)$ and $\hat{\mathbf{J}}_i(\mathbf{p}_i)$. Evidently the mathematical expressions (16) all the above quantities depend on which model (H_i) is assumed.

The log-likelihood functions can be easily obtained from (3), (4), and (6), namely

$$s(\mathbf{p}_i, H_i; \mathbf{z}) = -N \log \pi - \log \det(\mathbf{M}_i) - \text{Tr} \{ \mathbf{X}_i \mathbf{S}_\alpha \}, \quad (19)$$

$$s(\theta_i, H_i; \mathbf{z}_k) = -N \log \pi - \log \det(\mathbf{M}_i) - \text{Tr} \{ \mathbf{X}_i \mathbf{S}_k \}, \quad (20)$$

$$s(\mathbf{p}_i, H_i; \mathbf{z}, \mathbf{Z}) = -(K+1) [N \log \pi + \log \det(\mathbf{M}_i)] - \text{Tr} \{ \mathbf{X}_i \mathbf{S} \} - \text{Tr} \{ \mathbf{X}_i \mathbf{S}_\alpha \}, \quad (21)$$

where $\mathbf{S}_k = \mathbf{z}_k \mathbf{z}_k^\dagger$.

The next step towards the derivation of the MOS statistics consists in evaluating the gradients of $s(\mathbf{p}, H_i; \mathbf{z})$ and $s(\theta_i, H_i; \mathbf{z}_k)$, $k = 1, \dots, K$, which are required to compute $\hat{\mathbf{J}}_i(\mathbf{p}_i)$. More precisely, observe that

$$\frac{\partial s(\mathbf{p}_i, H_i; \mathbf{z})}{\partial \mathbf{p}_i} = \left[\begin{array}{c} \frac{\partial s(\mathbf{p}_i, H_i; \mathbf{z})}{\partial \theta_i} \\ \frac{\partial s(\mathbf{p}_i, H_i; \mathbf{z})}{\partial \alpha} \end{array} \right] \quad (22)$$

and

$$\frac{\partial s(\theta_i, H_i; \mathbf{z}_k)}{\partial \theta_i} = \left[\begin{array}{c} \frac{\partial s(\theta_i, H_i; \mathbf{z}_k)}{\partial \theta_i} \\ \mathbf{0} \end{array} \right]. \quad (23)$$

In Appendix B, it is shown that

$$\frac{\partial s(\mathbf{p}_i, H_i; \mathbf{z})}{\partial \theta_i} = \begin{cases} -\{\{\mathbf{vec}[\mathbf{X}_i]\}^\dagger \mathbf{C}_i\}^T + \mathbf{C}_i^\dagger [\mathbf{X}_i^* \otimes \mathbf{X}_i] \mathbf{vec}[\mathbf{S}_\alpha], & \text{if } \mathbf{M}_i \text{ is Hermitian,} \\ -\{\{\mathbf{vec}[\mathbf{X}_i]\}^T \mathbf{C}_i\}^T + \mathbf{C}_i^T (\mathbf{X}_i \otimes \mathbf{X}_i) \mathbf{vec}[\mathbf{S}_\alpha], & \text{if } \mathbf{M}_i \text{ is symmetric,} \end{cases} \quad (24)$$

where $\mathbf{C}_i \in \mathbb{C}^{N^2 \times m_i}$ is a transformation matrix that depends on the specific structure of \mathbf{M}_i and on how θ_i is defined (see also Appendix B),

$$\frac{\partial s(\theta_i, H_i; \mathbf{z}_k)}{\partial \theta_i} = \begin{cases} -\{\{\mathbf{vec}[\mathbf{X}_i]\}^\dagger \mathbf{C}_i\}^T + \mathbf{C}_i^\dagger [\mathbf{X}_i^* \otimes \mathbf{X}_i] \mathbf{vec}[\mathbf{S}_k], & \text{if } \mathbf{M}_i \text{ is Hermitian,} \\ -\{\{\mathbf{vec}[\mathbf{X}_i]\}^T \mathbf{C}_i\}^T + \mathbf{C}_i^T (\mathbf{X}_i \otimes \mathbf{X}_i) \mathbf{vec}[\mathbf{S}_k], & \text{if } \mathbf{M}_i \text{ is symmetric,} \end{cases} \quad (25)$$

and

$$\frac{\partial s(\mathbf{p}_i, H_i; \mathbf{z})}{\partial \alpha} = 2 \left[\begin{array}{c} -\alpha_{re} \mathbf{v}^\dagger \mathbf{X}_i \mathbf{v} + \Re \{ \mathbf{z}^\dagger \mathbf{X}_i \mathbf{v} \} \\ -\alpha_{im} \mathbf{v}^\dagger \mathbf{X}_i \mathbf{v} - \Im \{ \mathbf{z}^\dagger \mathbf{X}_i \mathbf{v} \} \end{array} \right]. \quad (26)$$

Now, we move to the evaluation of the Hessian of $s(\mathbf{p}_i, H_i; \mathbf{z}, \mathbf{Z})$, which can be partitioned as follows

$$\begin{aligned}\hat{\mathcal{I}}_i(\mathbf{p}_i) &= -\frac{\partial^2 s(\mathbf{p}_i, H_i; \mathbf{z}, \mathbf{Z})}{\partial \mathbf{p}_i \mathbf{p}_i^T} \\ &= -\begin{bmatrix} \frac{\partial^2 s(\mathbf{p}_i, H_i; \mathbf{z}, \mathbf{Z})}{\partial \boldsymbol{\theta}_i \boldsymbol{\theta}_i^T} & \frac{\partial^2 s(\mathbf{p}_i, H_i; \mathbf{z}, \mathbf{Z})}{\partial \boldsymbol{\theta}_i \boldsymbol{\alpha}^T} \\ \frac{\partial^2 s(\mathbf{p}_i, H_i; \mathbf{z}, \mathbf{Z})}{\partial \boldsymbol{\alpha} \boldsymbol{\theta}_i^T} & \frac{\partial^2 s(\mathbf{p}_i, H_i; \mathbf{z}, \mathbf{Z})}{\partial \boldsymbol{\alpha} \boldsymbol{\alpha}^T} \end{bmatrix} \\ &= -\begin{bmatrix} \mathbf{H}_{\theta\theta,i} & \mathbf{H}_{\alpha\theta,i}^T \\ \mathbf{H}_{\alpha\theta,i} & \mathbf{H}_{\alpha\alpha,i} \end{bmatrix},\end{aligned}\quad (27)$$

where

$$\mathbf{H}_{\theta\theta,i} = \begin{cases} \mathbf{C}_i^\dagger \{ \mathbf{X}_i^* \otimes [(K+1)\mathbf{X}_i - \mathbf{X}_i(\mathbf{S} + \mathbf{S}_\alpha)\mathbf{X}_i] \\ - [\mathbf{X}_i(\mathbf{S} + \mathbf{S}_\alpha)\mathbf{X}_i]^* \otimes \mathbf{X}_i \} \mathbf{C}_i, & \text{if } M_i \text{ is Hermitian,} \\ \mathbf{C}_i^T \{ \mathbf{X}_i \otimes [(K+1)\mathbf{X}_i - \mathbf{X}_i(\mathbf{S} + \mathbf{S}_\alpha)\mathbf{X}_i] \\ - \mathbf{X}_i(\mathbf{S} + \mathbf{S}_\alpha)^* \mathbf{X}_i \otimes \mathbf{X}_i \} \mathbf{C}_i, & \text{if } M_i \text{ is symmetric,} \end{cases}\quad (28)$$

$\mathbf{H}_{\alpha\alpha,i} = -2\mathbf{v}^\dagger \mathbf{X}_i \mathbf{v} \mathbf{I}_2$, and if M_i is Hermitian

$$\mathbf{H}_{\alpha\theta,i} = \begin{bmatrix} \left\{ 2\alpha_{re} \mathbf{C}_i^\dagger [\mathbf{X}_i^* \otimes \mathbf{X}_i] \mathbf{vec}[\mathbf{v}\mathbf{v}^\dagger] \right. \\ \left. - 2\Re\{\mathbf{C}_i^\dagger [\mathbf{X}_i^* \otimes \mathbf{X}_i] \mathbf{vec}[\mathbf{v}\mathbf{z}^\dagger]\} \right\}^T \\ \left\{ 2\alpha_{im} \mathbf{C}_i^\dagger [\mathbf{X}_i^* \otimes \mathbf{X}_i] \mathbf{vec}[\mathbf{v}\mathbf{v}^\dagger] \right. \\ \left. + 2\Im\{\mathbf{C}_i^\dagger [\mathbf{X}_i^* \otimes \mathbf{X}_i] \mathbf{vec}[\mathbf{v}\mathbf{z}^\dagger]\} \right\}^T \end{bmatrix}\quad (29)$$

while if M_i is symmetric

$$\mathbf{H}_{\alpha\theta,i} = \begin{bmatrix} \left\{ 2\alpha_{re} \mathbf{C}_i^T [\mathbf{X}_i \otimes \mathbf{X}_i] \mathbf{vec}[\mathbf{v}\mathbf{v}^\dagger] \right. \\ \left. - 2\Re\{\mathbf{C}_i^T [\mathbf{X}_i \otimes \mathbf{X}_i] \mathbf{vec}[\mathbf{v}\mathbf{z}^\dagger]\} \right\}^T \\ \left\{ 2\alpha_{im} \mathbf{C}_i^T [\mathbf{X}_i \otimes \mathbf{X}_i] \mathbf{vec}[\mathbf{v}\mathbf{v}^\dagger] \right. \\ \left. + 2\Im\{\mathbf{C}_i^T [\mathbf{X}_i \otimes \mathbf{X}_i] \mathbf{vec}[\mathbf{v}\mathbf{z}^\dagger]\} \right\}^T \end{bmatrix}.\quad (30)$$

The proofs of the above statements are provided in Appendix C.

The final step consists in replacing the unknown parameters, namely α and $\boldsymbol{\theta}_i$, with suitable estimates. Forasmuch as the ML estimates of the unknown parameters are not always available in closed form (to our best knowledge), we replace them with consistent estimates as follows. For the ICM, we use the ML estimates obtained from secondary data only. As to α , its estimate is obtained according to the ML rule assuming known ICM and, then, replacing the ICM with the corresponding consistent estimate. Thus, when the ICM is unstructured, namely under H_1 , the estimates of the \mathbf{M} and α are [2]

$$\hat{\mathbf{M}}_1 = \frac{1}{K} \mathbf{Z} \mathbf{Z}^\dagger, \quad \hat{\alpha} = \frac{\mathbf{v}^\dagger \hat{\mathbf{M}}_1^{-1} \mathbf{z}}{\mathbf{v}^\dagger \hat{\mathbf{M}}_1^{-1} \mathbf{v}},\quad (31)$$

respectively. When H_2 is assumed, the ICM is unstructured and real. Thus, following the lead of [5], we use the following estimates

$$\hat{\mathbf{M}}_2 = \frac{1}{K} \Re\{\mathbf{Z} \mathbf{Z}^\dagger\}\quad (32)$$

$$\hat{\alpha}_{re} = \frac{\Re\{\mathbf{v}\}^T \hat{\mathbf{M}}_2^{-1} \Re\{\mathbf{z}\} + \Im\{\mathbf{v}\}^T \hat{\mathbf{M}}_2^{-1} \Im\{\mathbf{z}\}}{\Re\{\mathbf{v}\}^T \hat{\mathbf{M}}_2^{-1} \Re\{\mathbf{v}\} + \Im\{\mathbf{v}\}^T \hat{\mathbf{M}}_2^{-1} \Im\{\mathbf{v}\}},\quad (33)$$

$$\hat{\alpha}_{im} = \frac{\Re\{\mathbf{v}\}^T \hat{\mathbf{M}}_2^{-1} \Im\{\mathbf{z}\} - \Im\{\mathbf{v}\}^T \hat{\mathbf{M}}_2^{-1} \Re\{\mathbf{z}\}}{\Re\{\mathbf{v}\}^T \hat{\mathbf{M}}_2^{-1} \Re\{\mathbf{v}\} + \Im\{\mathbf{v}\}^T \hat{\mathbf{M}}_2^{-1} \Im\{\mathbf{v}\}}.\quad (34)$$

The persymmetric structure of the ICM, which occurs under H_3 , yields the following estimates [4]

$$\hat{\mathbf{M}}_3 = \frac{1}{2K} [\mathbf{Z} \mathbf{Z}^\dagger + \mathbf{J}(\mathbf{Z} \mathbf{Z}^\dagger)^* \mathbf{J}],\quad (35)$$

$$\hat{\alpha}_{re} = \frac{\mathbf{v}^\dagger \hat{\mathbf{M}}_3^{-1} \mathbf{z}_e}{\mathbf{v}^\dagger \hat{\mathbf{M}}_3^{-1} \mathbf{v}}, \quad \text{and} \quad \hat{\alpha}_{im} = -j \frac{\mathbf{v}^\dagger \hat{\mathbf{M}}_3^{-1} \mathbf{z}_o}{\mathbf{v}^\dagger \hat{\mathbf{M}}_3^{-1} \mathbf{v}},\quad (36)$$

where $\mathbf{z}_e = (\mathbf{z} + \mathbf{J}\mathbf{z}^*)/2$ and $\mathbf{z}_o = (\mathbf{z} - \mathbf{J}\mathbf{z}^*)/2$.

Finally, the estimates under H_4 can be obtained exploiting the results in [31], namely

$$\hat{\mathbf{M}}_4 = \frac{1}{2K} \Re\{\mathbf{Z} \mathbf{Z}^\dagger + \mathbf{J}(\mathbf{Z} \mathbf{Z}^\dagger)^* \mathbf{J}\},\quad (37)$$

$$\hat{\alpha}_{re} = \frac{\text{Tr}[\mathbf{V}^\dagger \hat{\mathbf{M}}_4^{-1} \mathbf{Z}_e]}{\text{Tr}[\mathbf{V}^\dagger \hat{\mathbf{M}}_4^{-1} \mathbf{V}]}, \quad \hat{\alpha}_{im} = -j \frac{\text{Tr}[\mathbf{V}^\dagger \hat{\mathbf{M}}_4^{-1} \mathbf{Z}_o]}{\text{Tr}[\mathbf{V}^\dagger \hat{\mathbf{M}}_4^{-1} \mathbf{V}]},\quad (38)$$

where $\mathbf{V} = [\Re\{\mathbf{v}\} \ \Im\{\mathbf{v}\}]$, $\mathbf{Z}_e = [\Re\{\mathbf{z}_e\} \ \Im\{\mathbf{z}_e\}]$, and $\mathbf{Z}_o = [\Re\{\mathbf{z}_o\} \ \Im\{\mathbf{z}_o\}]$.

B. MOS Decision Rules Using Secondary Data Only

Here we derive the expressions for the terms needed to compute the MOS rules based on secondary data only. To this end, we rely on the previous results. More precisely, first recall that $\mathbf{p}_i = \boldsymbol{\theta}_i$, $i = 1, \dots, 4$, and the log-likelihood function is given by (see (20))

$$\begin{aligned}s(\boldsymbol{\theta}_i, H_i; \mathbf{Z}) &= \\ &-K [N \log \pi + \log \det(\mathbf{M}_i)] - \text{Tr}\{\mathbf{X}_i \mathbf{S}\}.\end{aligned}\quad (39)$$

Moreover, the observed FIM and the sample FIM become

$$\hat{\mathcal{I}}_i(\hat{\boldsymbol{\theta}}_i) = -\frac{\partial^2 s(\hat{\boldsymbol{\theta}}_i, H_i; \mathbf{Z})}{\partial \boldsymbol{\theta}_i \partial \boldsymbol{\theta}_i^T},\quad (40)$$

and

$$\hat{\mathcal{J}}_i(\hat{\boldsymbol{\theta}}_i) = \sum_{k=1}^K \left[\frac{\partial s(\hat{\boldsymbol{\theta}}_i, H_i; \mathbf{z}_k)}{\partial \boldsymbol{\theta}_i} \frac{\partial s(\hat{\boldsymbol{\theta}}_i, H_i; \mathbf{z}_k)}{\partial \boldsymbol{\theta}_i^T} \right].\quad (41)$$

respectively, where $\hat{\boldsymbol{\theta}}_i$ is the ML estimate of $\boldsymbol{\theta}_i$ under H_i . Note that, as opposed to Approach A, in this case closed form expressions for the ML estimates are available and they are precisely given by the expressions presented in the previous subsections (see (31)-(37)). Finally, to evaluate the gradient of $s(\mathbf{p}_i, H_i; \mathbf{z}_k)$, we can use (25) and for the Hessian of $s(\boldsymbol{\theta}_i, H_i; \mathbf{Z})$, we use (28) after replacing $\mathbf{S} + \mathbf{S}_\alpha$ with \mathbf{S} .

C. BIC for Large K

In this subsection, we specialize (17) in the limit of $K \rightarrow +\infty$. To this end, we first consider Approach A and approximate the penalty term of BIC as

$$\begin{aligned} \log \det[\hat{\mathcal{L}}_i(\mathbf{p}_i)] &= \\ \log \det[-\mathbf{H}_{\theta\theta,i}] + \log \det[-\mathbf{H}_{\alpha\alpha,i} + \mathbf{H}_{\alpha\theta,i} \mathbf{H}_{\theta\theta,i}^{-1} \mathbf{H}_{\theta\alpha,i}] \\ &= m_i \log(K+1) + \log \det \left[-\frac{\mathbf{H}_{\theta\theta,i}}{(K+1)} \right] \\ &+ \log \det \left[-\mathbf{H}_{\alpha\alpha,i} + \mathbf{H}_{\alpha\theta,i} \frac{(K+1)}{K+1} \mathbf{H}_{\theta\theta,i}^{-1} \mathbf{H}_{\theta\alpha,i} \right] \\ &\stackrel{K \rightarrow +\infty}{\approx} m_i \log(K) + \mathcal{O}(1), \end{aligned} \quad (42)$$

where $\mathcal{O}(1)$ represents a term that tends to a constant as $K \rightarrow +\infty$. The limiting approximation in (42) was obtained using the following asymptotic equalities

$$\frac{1}{K+1}(\mathbf{S} + \mathbf{z}\mathbf{z}^\dagger) \stackrel{K \rightarrow +\infty}{\approx} \mathbf{M}, \quad \frac{1}{K}\mathbf{S} \stackrel{K \rightarrow +\infty}{\approx} \mathbf{M}, \quad (43)$$

in the expression of $\mathbf{H}_{\theta\theta,i}/(K+1)$, see (28), and observing that $\mathbf{H}_{\alpha\alpha,i}$, (29), and (30) do not depend on K . As a consequence, the following equalities hold

$$\lim_{K \rightarrow +\infty} \frac{\mathbf{H}_{\alpha\theta,i}}{K+1} = \lim_{K \rightarrow +\infty} \frac{\mathbf{H}_{\theta\alpha,i}}{K+1} = 0 \quad (44)$$

$$\lim_{K \rightarrow +\infty} \frac{-\mathbf{H}_{\theta\theta,i}}{K+1} = \mathbf{C}, \quad (45)$$

where $\mathbf{C} \succ \mathbf{0}$ does not depend on K . Therefore, neglecting the $\mathcal{O}(1)$ term, (17) becomes (18). Observe that the above criterion is also valid in the case where the CUT is not used (i.e., Approach B). As a matter of fact, the expression of asymptotic BIC for the latter case can be obtained considering $\mathbf{H}_{\theta\theta,i}$ only and repeating the above arguments.

V. NUMERICAL EXAMPLES AND DISCUSSION

This section is devoted to the analysis of the classification schemes presented in the previous sections. The metric used to assess their performance is the Probability of Correct Classification (P_{cc}) estimated under each hypothesis by means of standard Monte Carlo counting techniques over 1000 independent trials.

The interference is modeled as circular complex normal random vectors with the following covariance matrix

$$\mathbf{M}_i = \mathbf{A}_i \mathbf{R}_i \mathbf{A}_i^\dagger + \sigma_n^2 \mathbf{I}, \quad i = 1, \dots, 4 \quad (46)$$

where $\sigma_n^2 \mathbf{I}$ represents the thermal noise component with σ_n^2 being its power, \mathbf{R}_i accounts for the clutter contributions and incorporates the clutter power, and \mathbf{A}_i is a matrix factor modeling possible array channel errors as, for instance, amplification and/or delay errors, calibration residuals, and mutual coupling [29]. The specific instances of \mathbf{A}_i and \mathbf{R}_i depend on which hypothesis is in force as shown below.

Different interference sources (with exponentially shaped covariance) are encompassed by \mathbf{R}_i , whose (h, k) th entry has the following expression

$$\mathbf{R}(h, k) = \sum_{i=1}^L \text{CNR}_i \rho_i^{|h-k|} e^{j2\pi(h-k)f_i}, \quad (47)$$

where, for the l th interference source, $\text{CNR}_l > 0$ is the Clutter-to-Noise Ratio, ρ_l is the one-lag correlation coefficient, and f_l is the normalized Doppler frequency. Finally, L is the number of interference sources. For each hypothesis, we choose \mathbf{R}_i and \mathbf{A}_i as follows

- under H_1 : $\mathbf{A}_1 = \mathbf{I} + \sigma_d \mathbf{W}_1$, $f_l \neq 0$, $\forall l = 1, \dots, L$, where $\sigma_d > 0$ and $\mathbf{W}_1(h, k) \sim \mathcal{CN}_1(0, 1)$ i.i.d.;
- under H_2 : $\mathbf{A}_2 = \mathbf{I} + \sigma_d \mathbf{W}_2$, $f_l = 0$, $\forall l = 1, \dots, L$, where $\sigma_d > 0$ and $\mathbf{W}_2(h, k) \sim \mathcal{N}_1(0, 1)$ i.i.d.;
- under H_3 : $\mathbf{A}_3 = \mathbf{I}$, $f_l \neq 0$, $\forall l = 1, \dots, L$;
- under H_4 : $\mathbf{A}_4 = \mathbf{I}$, $f_l = 0$, $\forall l = 1, \dots, L$.

As to the target signature, we choose $\alpha = \sqrt{\text{SNR}} e^{j\varphi}$ with $\varphi \sim \mathcal{U}(0, 2\pi)$ and $\text{SNR} = 10$ dB is the Signal-to-Noise Ratio, whereas, the steering vector \mathbf{v} is chosen such that

$$\mathbf{v} = \frac{1}{\sqrt{N}} \left[e^{-j2\pi f_v \frac{(N-1)}{2}} \dots e^{-j2\pi f_v} 1 e^{j2\pi f_v} \dots e^{j2\pi f_v \frac{(N-1)}{2}} \right]^T \quad (48)$$

assuming N odd and $f_v = 0.01$. Finally, two study cases are considered: Case 1 assumes $L = 1$, i.e., only one clutter source is considered; Case 2 considers $L = 2$, i.e., two clutter types with different powers are assumed. The latter case can arise in scenarios where the radar swath contains an edge separating two types of clutter sources (e.g., ground and sea clutter). The considered parameter settings are described in Table I.

Figures 2 and 3 refer to Case 1 and contain the P_{cc} curves for Approach A and B, respectively. Inspection of the first figure highlights that AICc and GIC with $\rho = 4$ exhibit poor performance under H_1 for $K < 3N$ and under H_2 for $K < 2N$. This behavior is presumably due to the fact that in the current context AICc, as already stated, is heuristic, while the performance of GIC depends on the value of ρ . Moreover, under H_1 and H_4 , BIC requires $K > 2N$ secondary data to achieve reasonable classification performances. Recall that BIC uses an estimate of the FIM. The remaining classification schemes guarantee a P_{cc} above 0.7 over the considered range of values for K . The described trend remains the same in Figure 3 except for a performance degradation for some architectures (such as AIC and TIC) when K is low. The behavior of the considered rules can also be studied analyzing the classification percentages for each hypothesis. To this end, in Figure 4, we plot the percentages of classification by means of histograms for Approach A and assuming $K = 25$. The inspection of the figure shows that under H_1 (or H_2), some MOS rules decide for H_3 (or H_4) and vice versa. In other words, the misclassification occurs between H_1 and H_3 or between H_2 and H_4 . Finally, note that including the CUT in the MOS classification rules (Approach A) leads to better performances than those obtained by means of Approach B.

In Figures 5 and 6, the P_{cc} curves for Case 2 are reported. The behavior of the classification rules is similar to that observed in the previous figures with the difference that BIC suffers performance degradation for low values of K under H_1 only.

From the inspection of all the above figures, it turns out that there does not exist a specific choice which provides the highest P_{cc} under all the considered settings and parameters range. However, the analysis underlines that the classification

performances of some rules, in particular the AICc and GIC with $\rho = 4$, are poor for low values of K and this drawback could be a reason to discard these architectures when $K \leq 2N$ and for the considered parameters setting. In contrast to this, TIC and BIC classification schemes are capable of guaranteeing $P_{cc} > 0.8$ when $K \geq 2N$ in all the considered conditions. However, these rules become somewhat unstable when $K < 2N$; this behavior may be due to the fact that the observed and sample FIM are less reliable when K takes on relatively small values. Finally, the Asymptotic BIC and GIC with $\rho = 2$ provide the highest performance even for low values of K . The similarity in performance of these rules is due to the penalty terms whose values are close to each other for the considered parameters (i.e., $\log(K) \in [3, 3.8]$ for $K \in [20, 45]$). However, the hyperparameter ρ of GIC is a degree of freedom that has to be suitably set (in fact, the GIC with $\rho = 4$ has the worst performance), and there does not exist a general tuning criterion which allows us to choose the best value for ρ . On the other hand, the asymptotic BIC, which does not require any hyperparameter setting, stems as a reasonable operational choice at least for the considered scenarios.

VI. CONCLUSIONS

This paper has considered the interference covariance structure classification which is of primary concern in some radar signal processing applications. Starting from a set of multivariate radar observations, the classification has been formulated as a multiple hypotheses test with some nested instances characterized by a different number of parameters. Several MOS rules, based on different theoretical criteria, have been devised to perform the covariance structure selection. Besides, the possibilities of using primary and secondary data or only secondary vectors to implement the classification rules have been considered. At the analysis stage their performance has been assessed in correspondence of two different operational scenarios highlighting the merits and the drawbacks connected with each approach. The classification curves, the complexity as well as the stability, has singled out the Asymptotic BIC based on secondary data only as the recommended selector for the considered scenarios.

Finally, two possible future research tracks deserve attention. First of all, we will study the effect of the proposed MOS techniques for ICM structure selection on the performance of target detection. Some preliminary results in this direction are encouraging: they show that using the proposed techniques leads to performances close to those of the oracle target detector that knows the actual structure of the ICM. Then, the analysis on real radar data is essential to finally establish the effectiveness of the proposed approach.

APPENDIX A NUMBER OF PARAMETERS WHEN \mathbf{M} IS CENTROHERMITIAN OR CENTROSYMMETRIC

Assume that $\mathbf{M} \in \mathbb{R}^{N \times N}$ is centrosymmetric with N even and let $m = N/2$; then \mathbf{M} can be partitioned as follows [48]

$$\mathbf{M} = \begin{bmatrix} \mathbf{J}\mathbf{A}\mathbf{J} & \mathbf{B}^T \\ \mathbf{B} & \mathbf{A} \end{bmatrix}, \quad (49)$$

where $\mathbf{A} \in \mathbb{R}^{m \times m}$ is symmetric, $\mathbf{B} \in \mathbb{R}^{m \times m}$ is persymmetric, and \mathbf{J} is an m -dimensional permutation matrix. It is clear that

- the number of parameters defining \mathbf{A} is $m(m+1)/2$;
- the number of parameters defining \mathbf{B} is $m(m+1)/2$.

Thus, \mathbf{M} can be represented by means of

$$m(m+1) = \frac{N}{2} \left(\frac{N}{2} + 1 \right) \quad (50)$$

parameters.

In the case where N is still even and $\mathbf{M} \in \mathbb{C}^{N \times N}$ is centrohermitian, \mathbf{M} has the following representation

$$\mathbf{M} = \begin{bmatrix} \mathbf{J}\mathbf{A}^*\mathbf{J} & \mathbf{B}^\dagger \\ \mathbf{B} & \mathbf{A} \end{bmatrix}, \quad (51)$$

where $\mathbf{A} \in \mathbb{C}^{m \times m}$ is Hermitian and $\mathbf{B} \in \mathbb{C}^{m \times m}$ persymmetric. It follows that

- the number of parameters defining \mathbf{A} is m^2 ;
- the number of parameters defining \mathbf{B} is $m(m+1)$.

The total number of parameters is

$$m(m+1) + m^2 = \frac{N}{2}(N+1). \quad (52)$$

In order to complete the proof, assume that N is odd and let $m = (N-1)/2$. Following the lead of [49], a centrosymmetric $\mathbf{M} \in \mathbb{R}^{N \times N}$ can be partitioned as

$$\mathbf{M} = \begin{bmatrix} \mathbf{J}\mathbf{A}\mathbf{J} & \mathbf{c} & \mathbf{B}^T \\ \mathbf{c}^T & c & \mathbf{c}^T\mathbf{J} \\ \mathbf{B} & \mathbf{J}\mathbf{c} & \mathbf{A} \end{bmatrix}, \quad (53)$$

where $\mathbf{A} \in \mathbb{R}^{m \times m}$ is symmetric, $\mathbf{B} \in \mathbb{R}^{m \times m}$ is persymmetric, $c \in \mathbb{R}$, and $\mathbf{c} \in \mathbb{R}^{m \times 1}$. It turns out that the total number of parameters is

$$m(m+1) + m + 1 = \left(\frac{N+1}{2} \right)^2. \quad (54)$$

Finally, assume that $\mathbf{M} \in \mathbb{C}^{N \times N}$ is centrohermitian; then it can be partitioned as [49]

$$\mathbf{M} = \begin{bmatrix} \mathbf{J}\mathbf{A}^*\mathbf{J} & \mathbf{c} & \mathbf{B}^\dagger \\ \mathbf{c}^\dagger & c & \mathbf{c}^\dagger\mathbf{J} \\ \mathbf{B} & \mathbf{J}\mathbf{c} & \mathbf{A} \end{bmatrix}, \quad (55)$$

where $\mathbf{A} \in \mathbb{C}^{m \times m}$ is Hermitian, $\mathbf{B} \in \mathbb{C}^{m \times m}$ is persymmetric, $c \in \mathbb{R}$, and $\mathbf{c} \in \mathbb{C}^{m \times 1}$. As a consequence, the number of parameters characterizing \mathbf{M} is

$$2m^2 + 3m + 1 = N(N+1)/2. \quad (56)$$

APPENDIX B GRADIENT OF THE LOG-LIKELIHOOD FUNCTIONS

As a preliminary remark, observe that the ICM is always either Hermitian or symmetric. Let us first focus on $s(\mathbf{p}_i; H_i; \mathbf{z})$ and evaluate the first derivative of this function with respect to the l th component of \mathbf{p}_i . It follows that two cases are possible: $\mathbf{p}_i(l)$ is a component of $\boldsymbol{\theta}_i$ or $\mathbf{p}_i(l)$ is a component of $\boldsymbol{\alpha}$.

As for the first case, it is possible to show that

$$\begin{aligned} \frac{\partial s(\mathbf{p}_i, H_i; \mathbf{z})}{\partial \boldsymbol{\theta}_i(l)} &= -\frac{\partial}{\partial \boldsymbol{\theta}_i(l)} \{\log \det(\mathbf{M}_i)\} - \frac{\partial}{\partial \boldsymbol{\theta}_i(l)} \{\text{Tr}[\mathbf{X}_i \mathbf{S}_\alpha]\} \\ &= -\{\text{vec}[(\mathbf{X}_i)^T]\}^T \frac{\partial}{\partial \boldsymbol{\theta}_i(l)} \{\text{vec}[\mathbf{M}_i]\} \\ &\quad + \text{Tr} \left\{ \mathbf{X}_i \mathbf{S}_\alpha \mathbf{X}_i \frac{\partial \mathbf{M}_i}{\partial \boldsymbol{\theta}_i(l)} \right\}, \end{aligned} \quad (57)$$

where the last equality comes from equations A.390 and A.391 of [50]. The above equation can be further simplified observing that

$$\text{vec}[\mathbf{M}_i] = \mathbf{C}_i \boldsymbol{\theta}_i, \quad (58)$$

where $\mathbf{C}_i \in \mathbb{C}^{N^2 \times m_i}$ is a transformation matrix that depends on the specific structure of \mathbf{M}_i and on how $\boldsymbol{\theta}_i$ is defined. For instance, if \mathbf{M}_i is Hermitian unstructured with $N = 3$ and

$$\boldsymbol{\theta}_i = \begin{bmatrix} \mathbf{M}(1,1) \\ \Re\{\mathbf{M}(2,1)\} \\ \Im\{\mathbf{M}(2,1)\} \\ \Re\{\mathbf{M}(3,1)\} \\ \Im\{\mathbf{M}(3,1)\} \\ \mathbf{M}(2,2) \\ \Re\{\mathbf{M}(3,2)\} \\ \Im\{\mathbf{M}(3,2)\} \\ \mathbf{M}(3,3) \end{bmatrix}, \quad (59)$$

then

$$\mathbf{C}_i = \begin{bmatrix} 1 & 0 & 0 & 0 & 0 & 0 & 0 & 0 & 0 \\ 0 & 1 & j & 0 & 0 & 0 & 0 & 0 & 0 \\ 0 & 0 & 0 & 1 & j & 0 & 0 & 0 & 0 \\ 0 & 1 & -j & 0 & 0 & 0 & 0 & 0 & 0 \\ 0 & 0 & 0 & 0 & 0 & 1 & 0 & 0 & 0 \\ 0 & 0 & 0 & 0 & 0 & 0 & 1 & j & 0 \\ 0 & 0 & 0 & 1 & -j & 0 & 0 & 0 & 0 \\ 0 & 0 & 0 & 0 & 0 & 0 & 1 & -j & 0 \\ 0 & 0 & 0 & 0 & 0 & 0 & 0 & 0 & 1 \end{bmatrix}. \quad (60)$$

It follows that

$$\frac{\partial}{\partial \boldsymbol{\theta}_i(l)} [\mathbf{C}_i \boldsymbol{\theta}_i] = \mathbf{C}_i \mathbf{e}_{l,i}, \quad (61)$$

where $\mathbf{e}_{l,i}$ is the l th elementary vector of size m_i . Moreover, let \mathbf{A} , \mathbf{B} , \mathbf{C} , and \mathbf{D} be generic matrices whose sizes are such that the product \mathbf{ABCD} makes sense and yields a square matrix; then the following equality holds [51]

$$\text{Tr}(\mathbf{ABCD}) = [\text{vec}(\mathbf{D}^T)]^T (\mathbf{C}^T \otimes \mathbf{A}) \text{vec}(\mathbf{B}). \quad (62)$$

Thus, the second term of (57) can be recast as

$$\begin{aligned} &\text{Tr} \left\{ \mathbf{X}_i \mathbf{S}_\alpha \mathbf{X}_i \frac{\partial \mathbf{M}_i}{\partial \boldsymbol{\theta}_i(l)} \right\} \\ &= \left\{ \text{vec} \left[\frac{\partial \mathbf{M}^T(\boldsymbol{\theta}_i)}{\partial \boldsymbol{\theta}_i(l)} \right] \right\}^T [(\mathbf{X}_i)^T \otimes \mathbf{X}_i] \text{vec}[\mathbf{S}_\alpha] \end{aligned} \quad (63)$$

Gathering the above results and accounting for \mathbf{M}_i being symmetric or Hermitian, (57) becomes

$$(57) = \begin{cases} -\{\text{vec}[\mathbf{X}_i^*]\}^T \mathbf{C}_i \mathbf{e}_{l,i} + \mathbf{e}_{l,i}^T \mathbf{C}_i^T \times \\ \quad [\mathbf{X}_i^* \otimes \mathbf{X}_i] \text{vec}[\mathbf{S}_\alpha], & \text{if } \mathbf{M}_i \text{ is Hermitian,} \\ -\{\text{vec}[(\mathbf{X}_i)]\}^T \mathbf{C}_i \mathbf{e}_{l,i} + \mathbf{e}_{l,i}^T \mathbf{C}_i^T \times \\ \quad [\mathbf{X}_i \otimes \mathbf{X}_i] \text{vec}[\mathbf{S}_\alpha], & \text{if } \mathbf{M}_i \text{ is symmetric,} \end{cases} \quad (64)$$

where the following equality has been used

$$\begin{aligned} \text{vec} \left[\frac{\partial \mathbf{M}^T(\boldsymbol{\theta}_i)}{\partial \boldsymbol{\theta}_i(l)} \right] &= \\ \begin{cases} \text{vec} \left[\frac{\partial \mathbf{M}^*(\boldsymbol{\theta}_i)}{\partial \boldsymbol{\theta}_i(l)} \right] = \frac{\partial}{\partial \boldsymbol{\theta}_i(l)} \{[\text{vec}(\mathbf{M}_i)]^*\} = \\ \quad \mathbf{C}_i^* \mathbf{e}_{l,i}, & \text{if } \mathbf{M}_i \text{ is Hermitian,} \\ \text{vec} \left[\frac{\partial \mathbf{M}_i}{\partial \boldsymbol{\theta}_i(l)} \right] = \frac{\partial}{\partial \boldsymbol{\theta}_i(l)} [\mathbf{C}_i \boldsymbol{\theta}_i] = \\ \quad \mathbf{C}_i \mathbf{e}_{l,i}, & \text{if } \mathbf{M}_i \text{ is symmetric.} \end{cases} \end{aligned} \quad (65)$$

Hence, exploiting (64), it is not difficult to obtain (24). Following the same line of reasoning and replacing \mathbf{S}_α with \mathbf{S}_k , it is possible to prove (25).

As a final step, we evaluate the gradient of $s(\mathbf{p}_i, H_i; \mathbf{z})$ with respect to $\boldsymbol{\alpha}$. To this end, observe that

$$\begin{aligned} \frac{\partial s(\mathbf{p}_i, H_i; \mathbf{z})}{\partial \boldsymbol{\alpha}} &= \frac{\partial}{\partial \boldsymbol{\alpha}} \{-\text{Tr}[\mathbf{X}_i \mathbf{S}_\alpha]\} = \\ \frac{\partial}{\partial \boldsymbol{\alpha}} \{ &\alpha \mathbf{z}^\dagger \mathbf{X}_i \mathbf{v} + \alpha^* \mathbf{v}^\dagger \mathbf{X}_i \mathbf{z} - \alpha \alpha^* \mathbf{v}^\dagger \mathbf{X}_i \mathbf{v} \}. \end{aligned} \quad (66)$$

Using the above equation, the gradient with respect to $\boldsymbol{\alpha}$ can be expressed as in (26).

APPENDIX C HESSIAN OF THE LOG-LIKELIHOOD FUNCTION

In this appendix we derive the Hessian of the log-likelihood function $s(\mathbf{p}_i, H_i; \mathbf{z}, \mathbf{Z})$. To this end, consider $\mathbf{H}_{\theta\theta,i}$, whose (l, m) -entry can be written as

$$\begin{aligned} \mathbf{H}_{\theta\theta,i}(l, m) &= \frac{\partial^2 s(\mathbf{p}_i, H_i; \mathbf{z}, \mathbf{Z})}{\partial \boldsymbol{\theta}_i(l) \partial \boldsymbol{\theta}_i(m)} = \\ &= -(K+1) \frac{\partial^2}{\partial \boldsymbol{\theta}_i(l) \partial \boldsymbol{\theta}_i(m)} [\log \det(\mathbf{M}_i)] \\ &\quad - \frac{\partial^2}{\partial \boldsymbol{\theta}_i(l) \partial \boldsymbol{\theta}_i(m)} [\text{Tr}(\mathbf{X}_i(\mathbf{S}_\alpha + \mathbf{S}))] \\ &= (K+1) \text{Tr} \left\{ \mathbf{X}_i \frac{\partial \mathbf{M}_i}{\partial \boldsymbol{\theta}_i(l)} \mathbf{X}_i \frac{\partial \mathbf{M}_i}{\partial \boldsymbol{\theta}_i(m)} \right\} \\ &\quad - (K+1) \text{Tr} \left\{ \mathbf{X}_i \frac{\partial^2 \mathbf{M}_i}{\partial \boldsymbol{\theta}_i(l) \partial \boldsymbol{\theta}_i(m)} \right\} \\ &\quad + \frac{\partial}{\partial \boldsymbol{\theta}_i(m)} \left\{ \text{Tr} \left\{ \mathbf{X}_i(\mathbf{S}_\alpha + \mathbf{S}) \mathbf{X}_i \frac{\partial \mathbf{M}_i}{\partial \boldsymbol{\theta}_i(l)} \right\} \right\}, \end{aligned} \quad (67)$$

where the last equality comes from the application of (A.391) and (A.393) in [50]. Now, let us focus on the last term of (67)

and exploit (A.391) of [50] to obtain

$$\begin{aligned}
& \frac{\partial}{\partial \theta_i(m)} \left\{ \text{Tr} \left\{ \mathbf{X}_i (\mathbf{S}_\alpha + \mathbf{S}) \mathbf{X}_i \frac{\partial \mathbf{M}_i}{\partial \theta_i(l)} \right\} \right\} \\
&= \text{Tr} \left\{ \frac{\partial}{\partial \theta_i(m)} \left\{ \mathbf{X}_i (\mathbf{S}_\alpha + \mathbf{S}) \mathbf{X}_i \frac{\partial \mathbf{M}_i}{\partial \theta_i(l)} \right\} \right\} \\
&= -\text{Tr} \left\{ (\mathbf{S}_\alpha + \mathbf{S}) \mathbf{X}_i \frac{\partial \mathbf{M}_i}{\partial \theta_i(l)} \mathbf{X}_i \frac{\partial \mathbf{M}_i}{\partial \theta_i(m)} \mathbf{X}_i \right\} \\
&+ \text{Tr} \left\{ \mathbf{X}_i (\mathbf{S}_\alpha + \mathbf{S}) \times \right. \\
&\quad \left. \left[\frac{\partial \mathbf{X}_i}{\partial \theta_i(m)} \frac{\partial \mathbf{M}_i}{\partial \theta_i(l)} + \mathbf{X}_i \frac{\partial^2 \mathbf{M}_i}{\partial \theta_i(l) \partial \theta_i(m)} \right] \right\} \\
&= -\text{Tr} \left\{ (\mathbf{S}_\alpha + \mathbf{S}) \mathbf{X}_i \frac{\partial \mathbf{M}_i}{\partial \theta_i(l)} \mathbf{X}_i \frac{\partial \mathbf{M}_i}{\partial \theta_i(m)} \mathbf{X}_i \right\} \\
&- \text{Tr} \left\{ (\mathbf{S}_\alpha + \mathbf{S}) \mathbf{X}_i \frac{\partial \mathbf{M}_i}{\partial \theta_i(m)} \mathbf{X}_i \frac{\partial \mathbf{M}_i}{\partial \theta_i(l)} \mathbf{X}_i \right\} \\
&+ \text{Tr} \left\{ \mathbf{X}_i (\mathbf{S}_\alpha + \mathbf{S}) \mathbf{X}_i \frac{\partial^2 \mathbf{M}_i}{\partial \theta_i(l) \partial \theta_i(m)} \right\}. \tag{68}
\end{aligned}$$

The terms involving the second-order derivative of \mathbf{M}_i can be discarded because

$$\begin{aligned}
\text{vec} \left[\frac{\partial^2 \mathbf{M}_i}{\partial \theta_i(l) \partial \theta_i(m)} \right] &= \frac{\partial^2 \text{vec} [\mathbf{M}_i]}{\partial \theta_i(l) \partial \theta_i(m)} \\
&= \frac{\partial^2 \text{vec} [\mathbf{C}_i \boldsymbol{\theta}_i]}{\partial \theta_i(l) \partial \theta_i(m)} = \mathbf{0}. \tag{69}
\end{aligned}$$

Thus, the (l, m) -entry of $\mathbf{H}_{\theta\theta,i}$ can be recast as

$$\begin{aligned}
\mathbf{H}_{\theta\theta,i}(l, m) &= (K+1) \text{Tr} \left\{ \mathbf{X}_i \frac{\partial \mathbf{M}_i}{\partial \theta_i(l)} \mathbf{X}_i \frac{\partial \mathbf{M}_i}{\partial \theta_i(m)} \right\} \\
&- \text{Tr} \left\{ \mathbf{X}_i (\mathbf{S}_\alpha + \mathbf{S}) \mathbf{X}_i \frac{\partial \mathbf{M}_i}{\partial \theta_i(l)} \mathbf{X}_i \frac{\partial \mathbf{M}_i}{\partial \theta_i(m)} \right\} \\
&- \text{Tr} \left\{ \mathbf{X}_i (\mathbf{S}_\alpha + \mathbf{S}) \mathbf{X}_i \frac{\partial \mathbf{M}_i}{\partial \theta_i(m)} \mathbf{X}_i \frac{\partial \mathbf{M}_i}{\partial \theta_i(l)} \right\} \\
&= (K+1) \text{Tr} \left\{ \mathbf{X}_i \frac{\partial \mathbf{M}_i}{\partial \theta_i(m)} \mathbf{F}_i \mathbf{X}_i \frac{\partial \mathbf{M}_i}{\partial \theta_i(l)} \right\} \\
&- \text{Tr} \left\{ \mathbf{X}_i (\mathbf{S}_\alpha + \mathbf{S}) \mathbf{X}_i \frac{\partial \mathbf{M}_i}{\partial \theta_i(m)} \mathbf{X}_i \frac{\partial \mathbf{M}_i}{\partial \theta_i(l)} \right\}. \tag{70}
\end{aligned}$$

where

$$\mathbf{F}_i = \left[\mathbf{I}_N - \mathbf{X}_i \frac{(\mathbf{S}_\alpha + \mathbf{S})}{(K+1)} \right].$$

The above expression can be further simplified exploiting (62). More precisely, the first term becomes

$$\begin{aligned}
& (K+1) \text{Tr} \left\{ \mathbf{X}_i \frac{\partial \mathbf{M}_i}{\partial \theta_i(m)} \mathbf{F}_i \mathbf{X}_i \frac{\partial \mathbf{M}_i}{\partial \theta_i(l)} \right\} \\
&= \begin{cases} (K+1) \left[\text{vec} \left(\frac{\partial \mathbf{M}_i}{\partial \theta_i(l)} \right) \right]^\dagger [\mathbf{X}_i^* \tilde{\mathbf{F}}_i \otimes \mathbf{X}_i] \\ \times \text{vec} \left(\frac{\partial \mathbf{M}_i}{\partial \theta_i(m)} \right), \\ (K+1) \left[\text{vec} \left(\frac{\partial \mathbf{M}_i}{\partial \theta_i(l)} \right) \right]^T [\mathbf{X}_i \tilde{\mathbf{F}}_i \otimes \mathbf{X}_i] \\ \times \text{vec} \left(\frac{\partial \mathbf{M}_i}{\partial \theta_i(m)} \right), \end{cases} \\
&= \begin{cases} (K+1) [\mathbf{C}_i \mathbf{e}_{l,i}]^\dagger [\mathbf{X}_i^* \tilde{\mathbf{F}}_i \otimes \mathbf{X}_i] \mathbf{C}_i \mathbf{e}_{m,i}, \\ \text{if } \mathbf{M}_i \text{ is Hermitian,} \\ (K+1) [\mathbf{C}_i \mathbf{e}_{l,i}]^T [\mathbf{X}_i \tilde{\mathbf{F}}_i \otimes \mathbf{X}_i] \mathbf{C}_i \mathbf{e}_{m,i}, \\ \text{if } \mathbf{M}_i \text{ is symmetric.} \end{cases} \tag{71}
\end{aligned}$$

where

$$\begin{aligned}
\tilde{\mathbf{F}}_i &= \left(\mathbf{I}_N - \frac{((\mathbf{S}_\alpha + \mathbf{S}) \mathbf{X}_i)^*}{K+1} \right), \\
\tilde{\mathbf{F}}_i &= \left(\mathbf{I}_N - \frac{(\mathbf{S}_\alpha + \mathbf{S})^* \mathbf{X}_i}{K+1} \right).
\end{aligned}$$

Using the same line of reasoning, it is possible to recast the last term as follows

$$\begin{aligned}
& \text{Tr} \left\{ \mathbf{X}_i (\mathbf{S}_\alpha + \mathbf{S}) \mathbf{X}_i \frac{\partial \mathbf{M}_i}{\partial \theta_i(m)} \mathbf{X}_i \frac{\partial \mathbf{M}_i}{\partial \theta_i(l)} \right\} \\
&= \begin{cases} \left[\text{vec} \left(\frac{\partial \mathbf{M}_i}{\partial \theta_i(l)} \right) \right]^\dagger [\mathbf{X}_i^* \otimes \mathbf{X}_i (\mathbf{S}_\alpha + \mathbf{S}) \mathbf{X}_i] \\ \times \text{vec} \left(\frac{\partial \mathbf{M}_i}{\partial \theta_i(m)} \right) \\ \left[\text{vec} \left(\frac{\partial \mathbf{M}_i}{\partial \theta_i(l)} \right) \right]^T [\mathbf{X}_i \otimes \mathbf{X}_i (\mathbf{S}_\alpha + \mathbf{S}) \mathbf{X}_i] \\ \times \text{vec} \left(\frac{\partial \mathbf{M}_i}{\partial \theta_i(m)} \right) \end{cases} \\
&= \begin{cases} [\mathbf{C}_i \mathbf{e}_{l,i}]^\dagger [(\mathbf{X}_i)^* \otimes \mathbf{X}_i (\mathbf{S}_\alpha + \mathbf{S}) \mathbf{X}_i] \mathbf{C}_i \mathbf{e}_{m,i}, \\ \text{if } \mathbf{M}_i \text{ is Hermitian,} \\ [\mathbf{C}_i \mathbf{e}_{l,i}]^T [\mathbf{X}_i \otimes \mathbf{X}_i (\mathbf{S}_\alpha + \mathbf{S}) \mathbf{X}_i] \mathbf{C}_i \mathbf{e}_{m,i}, \\ \text{if } \mathbf{M}_i \text{ is symmetric.} \end{cases} \tag{72}
\end{aligned}$$

Summarizing, if \mathbf{M}_i is Hermitian $\mathbf{H}_{\theta\theta,i}$ can be written as

$$\begin{aligned}
\mathbf{H}_{\theta\theta,i} &= (K+1) \mathbf{C}_i^\dagger [\mathbf{X}_i^* \tilde{\mathbf{F}}_i \otimes \mathbf{X}_i] \mathbf{C}_i \\
&- \mathbf{C}_i^\dagger [(\mathbf{X}_i)^* \otimes \mathbf{X}_i (\mathbf{S}_\alpha + \mathbf{S}) \mathbf{X}_i] \mathbf{C}_i, \tag{73}
\end{aligned}$$

whereas if \mathbf{M}_i is symmetric we have that

$$\begin{aligned}
\mathbf{H}_{\theta\theta,i} &= (K+1) \mathbf{C}_i^T [\mathbf{X}_i \tilde{\mathbf{F}}_i \otimes \mathbf{X}_i] \mathbf{C}_i \\
&- \mathbf{C}_i^T [\mathbf{X}_i \otimes \mathbf{X}_i (\mathbf{S}_\alpha + \mathbf{S}) \mathbf{X}_i] \mathbf{C}_i. \tag{74}
\end{aligned}$$

Next, consider $\mathbf{H}_{\alpha\alpha,i}$ and observe that the gradient of (26) with respect to $\boldsymbol{\alpha}^T$ is

$$\begin{aligned}
& \frac{\partial}{\partial \boldsymbol{\alpha}^T} \left[\frac{\partial s(\mathbf{p}_i, \mathbf{H}_i; \mathbf{z}, \mathbf{Z})}{\partial \boldsymbol{\alpha}} \right] = \mathbf{H}_{\alpha\alpha,i} \\
&= -2 \begin{bmatrix} \mathbf{v}^\dagger \mathbf{X}_i \mathbf{v} & \mathbf{0} \\ \mathbf{0} & \mathbf{v}^\dagger \mathbf{X}_i \mathbf{v} \end{bmatrix} = -2 \mathbf{v}^\dagger \mathbf{X}_i \mathbf{v} \mathbf{I}_2. \tag{75}
\end{aligned}$$

As a final step towards the evaluation of H_i , we derive the expression for $H_{\alpha\theta,i}$. More precisely, exploiting previous results we get

$$\begin{aligned} \frac{\partial}{\partial \theta_i^T(l)} \left[\frac{\partial s(\mathbf{p}_i, H_i; \mathbf{z}, \mathbf{Z})}{\partial \alpha} \right] \\ = \begin{bmatrix} 2\alpha_{re} \text{Tr}[\mathbf{A}_1] - 2\Re\{\text{Tr}[\mathbf{A}_2]\} \\ 2\alpha_{im} \text{Tr}[\mathbf{A}_1] + 2\Im\{\text{Tr}[\mathbf{A}_2]\} \end{bmatrix}, \end{aligned} \quad (76)$$

where $\mathbf{A}_1 = \mathbf{X}_i \mathbf{v} \mathbf{v}^\dagger \mathbf{X}_i \frac{\partial \mathbf{X}_i}{\partial \theta_i(l)}$ and $\mathbf{A}_2 = \mathbf{X}_i \mathbf{v} \mathbf{z}^\dagger \mathbf{X}_i \frac{\partial \mathbf{X}_i}{\partial \theta_i(l)}$. Now, assume that the ICM is Hermitian; then using (61), (62), and (65) the above equation can be recast as

$$\begin{aligned} \frac{\partial}{\partial \theta_i^T(l)} \left[\frac{\partial s(\mathbf{p}_i, H_i; \mathbf{z}, \mathbf{Z})}{\partial \alpha} \right] \\ = \begin{bmatrix} 2\alpha_{re}(\mathbf{C}_i \mathbf{e}_{l,i})^\dagger \tilde{\Phi}_i - 2\Re\left\{(\mathbf{C}_i \mathbf{e}_{l,i})^\dagger \tilde{\Phi}_i\right\} \\ 2\alpha_{im}(\mathbf{C}_i \mathbf{e}_{l,i})^\dagger \tilde{\Phi}_i + 2\Im\left\{(\mathbf{C}_i \mathbf{e}_{l,i})^\dagger \tilde{\Phi}_i\right\} \end{bmatrix}, \end{aligned} \quad (77)$$

where $\tilde{\Phi}_i = (\mathbf{X}_i^* \otimes \mathbf{X}_i) \text{vec}[\mathbf{v} \mathbf{v}^\dagger]$, and $\tilde{\Phi}_i = (\mathbf{X}_i^* \otimes \mathbf{X}_i) \text{vec}[\mathbf{v} \mathbf{z}^\dagger]$. As a consequence,

$$\begin{aligned} \frac{\partial}{\partial \theta_i^T(l)} \left[\frac{\partial s(\mathbf{p}_i, H_i; \mathbf{z}, \mathbf{Z})}{\partial \alpha} \right] \\ = \begin{bmatrix} \left\{ 2\alpha_{re} \mathbf{C}_i^\dagger \tilde{\Phi}_i - 2\Re\left\{ \mathbf{C}_i^\dagger \tilde{\Phi}_i \right\} \right\}^T \\ \left\{ +2\alpha_{im} \mathbf{C}_i^\dagger \tilde{\Phi}_i + 2\Im\left\{ \mathbf{C}_i^\dagger \tilde{\Phi}_i \right\} \right\}^T \end{bmatrix}. \end{aligned} \quad (78)$$

On the other hand, if the ICM is symmetric, then (76) becomes

$$\begin{aligned} \frac{\partial}{\partial \theta_i^T(l)} \left[\frac{\partial s(\mathbf{p}_i, H_i; \mathbf{z}, \mathbf{Z})}{\partial \alpha} \right] \\ = \begin{bmatrix} 2\alpha_{re}(\mathbf{C}_i \mathbf{e}_{l,i})^T \tilde{\Psi}_i - 2\Re\left\{(\mathbf{C}_i \mathbf{e}_{l,i})^T \tilde{\Psi}_i\right\} \\ 2\alpha_{im}(\mathbf{C}_i \mathbf{e}_{l,i})^T \tilde{\Psi}_i + 2\Im\left\{(\mathbf{C}_i \mathbf{e}_{l,i})^T \tilde{\Psi}_i\right\} \end{bmatrix}, \end{aligned} \quad (79)$$

where $\tilde{\Psi}_i = (\mathbf{X}_i \otimes \mathbf{X}_i) \text{vec}[\mathbf{v} \mathbf{v}^\dagger]$, and $\tilde{\Psi}_i = (\mathbf{X}_i \otimes \mathbf{X}_i) \text{vec}[\mathbf{v} \mathbf{z}^\dagger]$. As a consequence,

$$\begin{aligned} \frac{\partial}{\partial \theta_i^T(l)} \left[\frac{\partial s(\mathbf{p}_i, H_i; \mathbf{z}, \mathbf{Z})}{\partial \alpha} \right] \\ = \begin{bmatrix} \left\{ 2\alpha_{re} \mathbf{C}_i^T \tilde{\Psi}_i - 2\Re\left\{ \mathbf{C}_i^T \tilde{\Psi}_i \right\} \right\}^T \\ \left\{ 2\alpha_{im} \mathbf{C}_i^T \tilde{\Psi}_i + 2\Im\left\{ \mathbf{C}_i^T \tilde{\Psi}_i \right\} \right\}^T \end{bmatrix}. \end{aligned} \quad (80)$$

REFERENCES

- [1] E. J. Kelly, "An adaptive detection algorithm," *IEEE Transactions on Aerospace and Electronic Systems*, no. 2, pp. 115–127, 1986.
- [2] F. C. Robey, D. R. Fuhrmann, E. J. Kelly, and R. Nitzberg, "A CFAR adaptive matched filter detector," *IEEE Transactions on Aerospace and Electronic Systems*, vol. 28, no. 1, pp. 208–216, 1992.
- [3] F. Bandiera, D. Orlando, and G. Ricci, *Advanced Radar Detection Schemes Under Mismatched Signal Models*, M. . C. P. Synthesis Lectures on Signal Processing No. 8, Ed., San Rafael, US, 2009.
- [4] L. Cai and H. Wang, "A persymmetric multiband glr algorithm," *IEEE Transactions on Aerospace and Electronic Systems*, vol. 28, no. 3, pp. 806–816, 1992.
- [5] A. De Maio, D. Orlando, C. Hao, and G. Foglia, "Adaptive detection of point-like targets in spectrally symmetric interference," *IEEE Transactions on Signal Processing*, vol. 64, no. 12, pp. 3207–3220, 2016.
- [6] G. Pailloux, P. Forster, J. P. Ovarlez, and F. Pascal, "Persymmetric adaptive radar detectors," *IEEE Transactions on Aerospace and Electronic Systems*, vol. 47, no. 4, pp. 2376–2390, 2011.
- [7] J. Liu, W. Liu, B. Chen, H. Liu, H. Li, and C. Hao, "Modified rao test for multichannel adaptive signal detection," *IEEE Transactions on Signal Processing*, vol. 64, no. 3, pp. 714–725, 2016.
- [8] J. Liu, G. Cui, H. Li, and B. Himed, "On the performance of a persymmetric adaptive matched filter," *IEEE Transactions on Aerospace and Electronic Systems*, vol. 51, no. 4, pp. 2605–2614, 2015.
- [9] J. Liu, H. Li, and B. Himed, "Persymmetric adaptive target detection with distributed mimo radar," *IEEE Transactions on Aerospace and Electronic Systems*, vol. 51, no. 1, pp. 372–382, 2015.
- [10] C. Hao, S. Gazor, G. Foglia, B. Liu, and C. Hou, "Persymmetric adaptive detection and range estimation of a small target," *IEEE Transactions on Aerospace and Electronic Systems*, vol. 51, no. 4, pp. 2590–2604, 2015.
- [11] A. De Maio, "Rao test for adaptive detection in gaussian interference with unknown covariance matrix," *IEEE Transactions on Signal Processing*, vol. 55, no. 7, pp. 3577–3584, 2007.
- [12] Y. I. Abramovich and B. A. Johnson, "Glr-based detection-estimation for undersampled training conditions," *IEEE Transactions on Signal Processing*, vol. 56, no. 8, pp. 3600–3612, 2008.
- [13] E. Conte, A. De Maio, and G. Ricci, "Glr-based adaptive detection algorithms for range-spread targets," *IEEE Transactions on Signal Processing*, vol. 49, no. 7, pp. 1336–1348, July 2001.
- [14] F. Bandiera, O. Besson, D. Orlando, G. Ricci, and L. L. Scharf, "Glr-based direction detectors in homogeneous noise and subspace interference," *IEEE Transactions on Signal Processing*, vol. 55, no. 6, pp. 2386–2394, June 2007.
- [15] R. S. Raghavan, N. Pulsone, and D. J. McLaughlin, "Performance of the glr for adaptive vector subspace detection," *IEEE Transactions on Aerospace and Electronic Systems*, vol. 32, no. 4, pp. 1473–1487, October 1996.
- [16] C. Hao, D. Orlando, X. Ma, and C. Hou, "Persymmetric rao and wald tests for partially homogeneous environment," *IEEE Signal Processing Letters*, vol. 19, no. 9, pp. 587–590, September 2012.
- [17] A. De Maio, "A new derivation of the adaptive matched filter," *IEEE Signal Processing Letters*, vol. 11, no. 10, pp. 792–793, 2004.
- [18] W. Liu, W. Xie, and Y. Wang, "Rao and wald tests for distributed targets detection with unknown signal steering," *IEEE Signal Processing Letters*, vol. 20, no. 11, pp. 1086–1089, 2013.
- [19] N. Li, G. Cui, L. Kong, and X. Yang, "Rao and wald tests design of multiple-input multiple-output radar in compound-gaussian clutter," *IET Radar, Sonar & Navigation*, vol. 6, no. 8, pp. 729–738, 2012.
- [20] L. Kong, G. Cui, X. Yang, and J. Yang, "Rao and wald tests design of polarimetric multiple-input multiple-output radar in compound-gaussian clutter," *IET Radar, Sonar & Navigation*, vol. 5, no. 1, pp. 85–96, 2011.
- [21] S. M. Kay, *Fundamentals of Statistical Signal Processing: Detection Theory*, P. Hall, Ed., 1998, vol. 2.
- [22] D. Orlando and G. Ricci, "A rao test with enhanced selectivity properties in homogeneous scenarios," *IEEE Transactions on Signal Processing*, vol. 58, no. 10, pp. 5385–5390, 2010.
- [23] S. Bose and A. O. Steinhardt, "A maximal invariant framework for adaptive detection with structured and unstructured covariance matrices," *IEEE Transactions on Signal Processing*, vol. 43, no. 9, pp. 2164–2175, September 1995.
- [24] A. De Maio, S. M. Kay, and A. Farina, "On the invariance, coincidence, and statistical equivalence of the glr, rao test, and wald test," *IEEE Transactions on Signal Processing*, vol. 58, no. 4, pp. 1967–1979, 2010.
- [25] A. De Maio and D. Orlando, "An invariant approach to adaptive radar detection under covariance persymmetry," *IEEE Transactions on Signal Processing*, vol. 63, no. 5, pp. 1297–1309, 2015.
- [26] R. S. Raghavan, "Maximal invariants and performance of some invariant hypothesis tests for an adaptive detection problem," *IEEE Transactions on Signal Processing*, vol. 61, no. 14, pp. 3607–3619, 2013.
- [27] D. Ciuonzo, A. De Maio, and D. Orlando, "A unifying framework for adaptive radar detection in homogeneous plus structured interference-part i: On the maximal invariant statistic," *IEEE Transactions on Signal Processing*, vol. 64, no. 11, pp. 2894–2906, June 2016.
- [28] —, "A unifying framework for adaptive radar detection in homogeneous plus structured interference-part ii: Detectors design," *IEEE Transactions on Signal Processing*, vol. 64, no. 11, pp. 2907–2919, June 2016.
- [29] R. Klemm, *Principles of Space-Time Adaptive Processing*. IEE Radar, Sonar, Navigation and Avionics, 2002.
- [30] R. Nitzberg, "Application of maximum likelihood estimation of persymmetric covariance matrices to adaptive processing," *IEEE Transactions on Aerospace and Electronic Systems*, vol. 16, no. 1, pp. 124–127, 1980.
- [31] C. Hao, D. Orlando, G. Foglia, and G. Giunta, "Knowledge-based adaptive detection: Joint exploitation of clutter and system symmetry

properties,” *IEEE Signal Processing Letters*, vol. 23, no. 10, pp. 1489–1493, October 2016.

- [32] P. Stoica and P. Babu, “On the exponentially embedded family (eef) rule for model order selection,” *IEEE Signal Processing Letters*, vol. 19, no. 9, pp. 551–554, September 2012.
- [33] P. Stoica and Y. Selen, “Model-order selection: A review of information criterion rules,” *IEEE Signal Processing Magazine*, vol. 21, no. 4, pp. 36–47, 2004.
- [34] P. Stoica, Y. Selen, and J. Li, “On information criteria and the generalized likelihood ratio test of model order selection,” *IEEE Signal Processing Letters*, vol. 11, no. 10, pp. 794–797, October 2004.
- [35] S. M. Kay, A. H. Nuttall, and P. M. Baggenstoss, “Multidimensional probability density function approximations for detection, classification, and model order selection,” *IEEE Transactions on Signal Processing*, vol. 49, no. 10, pp. 2240–2252, October 2001.
- [36] S. Kay, “Conditional model order estimation,” *IEEE Transactions on Signal Processing*, vol. 49, no. 9, pp. 1910–1917, September 2001.
- [37] S. Kay and Q. Ding, “Model estimation and classification via model structure determination,” *IEEE Transactions on Signal Processing*, vol. 61, no. 10, pp. 2588–2597, May 2013.
- [38] S. Kay, “Exponentially embedded families-new approaches to model order estimation,” *IEEE Trans. on Aerospace and Electronic Systems*, vol. 41, no. 1, pp. 333–345, January 2005.
- [39] S. M. Kay, “The multifamily likelihood ratio test for multiple signal model detection,” *IEEE Signal Processing Letters*, vol. 12, no. 5, pp. 369–371, 2005.
- [40] K. P. Burnham and D. R. Anderson, *Model Selection And Multimodel Inference, A Practical Information-Theoretic Approach*, 2nd ed. New York, USA: Springer-Verlag, 2002.
- [41] R. J. Bhansali and D. Y. Downham, “Some properties of the order of an autoregressive model selected by a generalization of akaike’s fpe criterion,” *Biometrika*, vol. 64, pp. 547–551, 1977.
- [42] H. Bozdogan, “Model selection and akaike’s information criterion (aic): The general theory and its analytical extension,” *Psychometrika*, vol. 52, no. 3, pp. 345–370, 1987.
- [43] N. Sugiura, “Further analysts of the data by akaike’s information criterion and the finite corrections,” *Communications in Statistics - Theory and Methods*, vol. 7, no. 1, pp. 13–26, 1978.
- [44] C. M. Hurvich and C. Tsai, “Regression and time series model selection in small samples,” *Biometrika*, vol. 76, no. 2, p. 297, 1989.
- [45] G. Schwarz, “Estimating the dimension of a model,” *Annals of Statistics*, vol. 6, pp. 461–464, 1978.
- [46] P. Stoica and P. Babu, “On the proper forms of bic for model order selection,” *IEEE Transactions on Signal Processing*, vol. 60, no. 9, pp. 4956–4961, September 2012.
- [47] A. A. Neath and J. E. Cavanaugh, “The bayesian information criterion: background, derivation, and applications,” *WIREs Computational Statistics*, vol. 4, no. 2, pp. 199–203, March 2012.
- [48] R. M. Reid, “Some eigenvalue properties of persymmetric matrices,” *SIAM Review*, vol. 39, no. 2, pp. 313–316, June 1997.
- [49] M. J. Goldstein, “Reduction of the pseudoinverse of a hermitian persymmetric matrix,” *Mathematics of Computation*, vol. 28, no. 127, pp. 715–717, July 1974.
- [50] H. L. Van Trees, *Optimum Array Processing (Detection, Estimation, and Modulation Theory, Part IV)*. John Wiley & Sons, 2002.
- [51] K. M. Abadir and J. R. Magnus, *Matrix Algebra*. New York, US: Cambridge University Press, 2005.

Parameter	Case 1 ($L = 1$)	Case 2 ($L = 2$)
N	13	13
σ_d	0.15	0.15
ρ_1	0.85	0.85
f_1	0.285	0.285
CNR_1 [dB]	30	20
ρ_2	-	0.93
f_2	-	0.05
CNR_2 [dB]	-	30

TABLE I: Parameters setting.

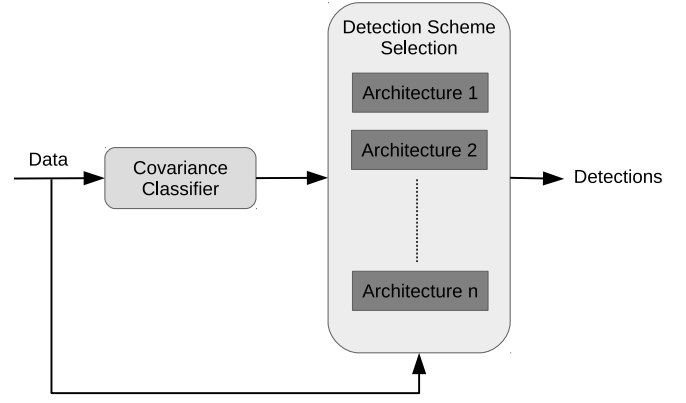


Fig. 1: Block diagram of a two-stage detection architecture exploiting the covariance structure classifier.

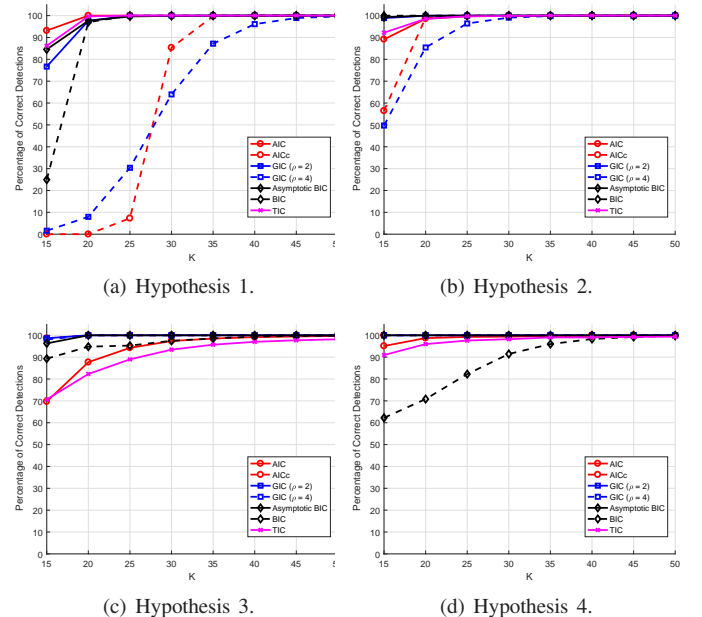


Fig. 2: P_{cc} versus K for Study Case 1 and Approach A (primary and secondary data).

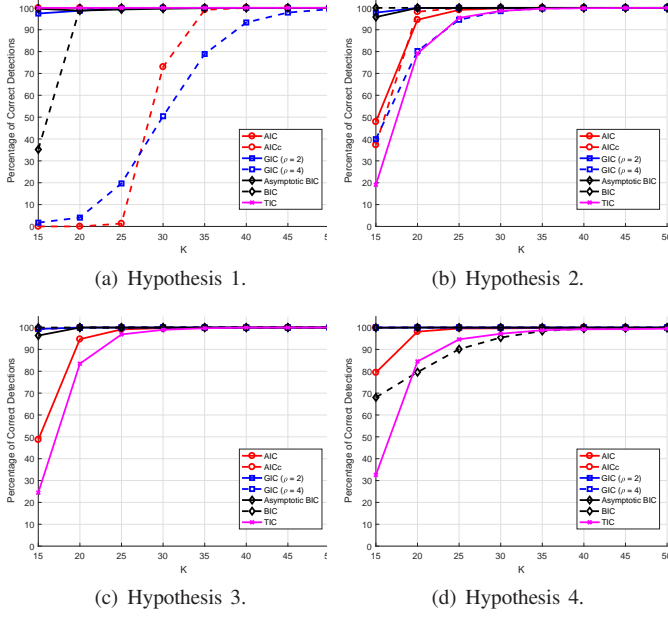


Fig. 3: P_{cc} versus K for Study Case 1 and Approach B (secondary data only).

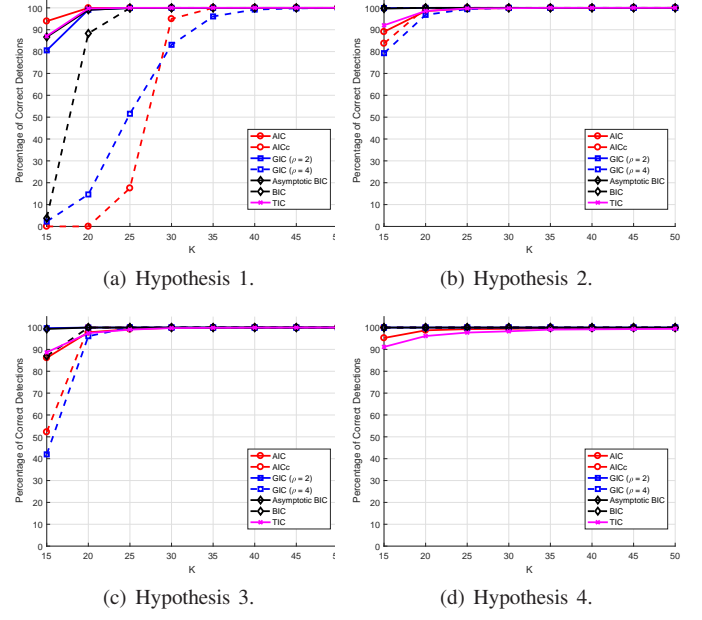


Fig. 5: P_{cc} versus K for Study Case 2 and Approach A (primary and secondary data).

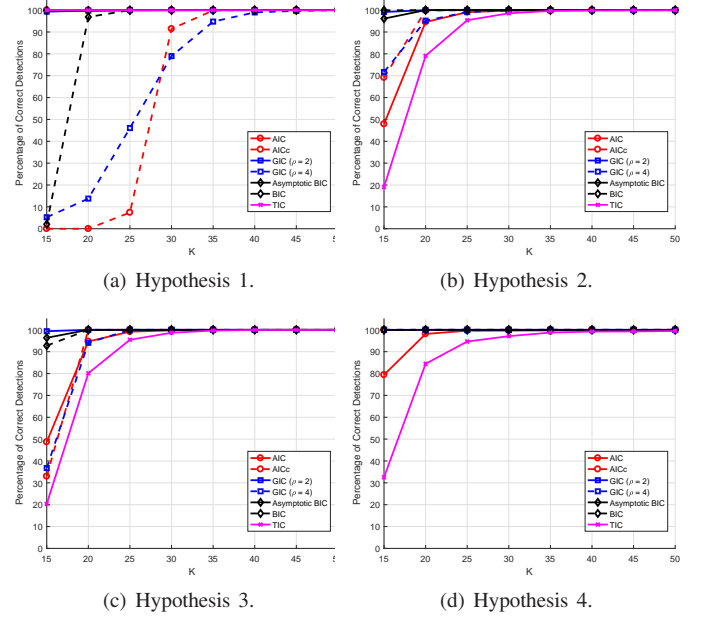


Fig. 6: P_{cc} versus K for Study Case 2 and Approach B (secondary data only).

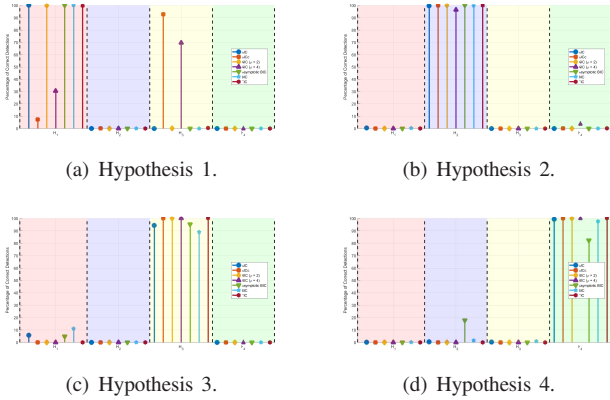


Fig. 4: Percentage of classification for each hypothesis assuming Approach A and $K = 25$.