

OPTIMAL JITTERED SAMPLING FOR TWO POINTS IN THE UNIT SQUARE

FLORIAN PAUSINGER, MANAS RACHH, AND STEFAN STEINERBERGER

ABSTRACT. Jittered Sampling is a refinement of the classical Monte Carlo sampling method. Instead of picking n points randomly from $[0, 1]^2$, one partitions the unit square into n regions of equal measure and then chooses a point randomly from each partition. Currently, no good rules for how to partition the space are available. In this paper, we present a solution for the special case of subdividing the unit square by a decreasing function into two regions so as to minimize the expected squared \mathcal{L}_2 -discrepancy. The optimal partitions are given by a *highly* nonlinear integral equation for which we determine an approximate solution. In particular, there is a break of symmetry and the optimal partition is *not* into two sets of equal measure. We hope this stimulates further interest in the construction of good partitions.

1. INTRODUCTION AND STATEMENT OF RESULT

1.1. Jittered Sampling. Jittered Sampling is a mixture of classical Monte Carlo and sampling along grid-type structures: a standard approach is to partition $[0, 1]^2$ into m^2 axis aligned cubes of equal measure and placing a random point inside each of the $N = m^2$ cubes, see Figure 1. This idea seems to date back to a paper of Bellhouse [2] from 1981 and makes a reappearance in computer graphics in a 1984 paper of Cook, Porter & Carpenter [7] by the name of *Jittered Sampling* (see also [9]). Bounds on the discrepancy are due to Beck [3]; we also refer to the book Beck & Chen [4], the exposition in Chazelle [5], and the recent quantified version of the first and third author [11]. Deterministic lower bounds are derived in Chen & Travaglini [6].

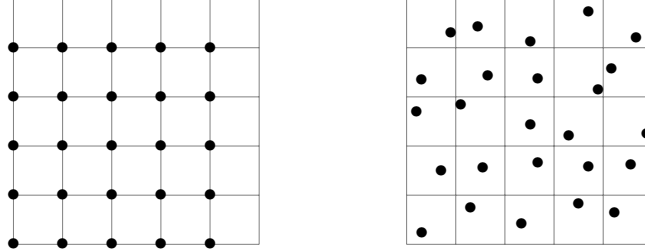


FIGURE 1. The regular grid and a point set obtained by Jittered Sampling.

Main Problem. For any $N \in \mathbb{N}$, $d \geq 2$, which partition of the unit cube $[0, 1]^d$ into N sets gives, in expectation, the best result for the Jittered Sampling construction? What partition of space should be used?

We will study this question restricted to $d = 2$. Clearly, ‘best’ requires a quantitative measure of equidistribution: we will work with the squared \mathcal{L}_2 -discrepancy, which, for a given set $P = \{p_1, \dots, p_N\}$ of N points in $[0, 1]^2$ is given by

$$\mathcal{L}_2^2(P) := \int_{[0,1]^2} \left| \frac{\#P \cap ([0, x] \times [0, y])}{\#P} - xy \right|^2 dx dy.$$

2010 *Mathematics Subject Classification.* 65C05 (primary) and 93E20 (secondary).

Key words and phrases. Jittered Sampling, calculus of variations, numerical integration, quasirandom point sets.

A result of the first and third author [11] shows that *any* decomposition into N sets of equal measure *always* yields a smaller expected squared \mathcal{L}_2 -discrepancy than N completely randomly chosen points: even the most primitive Jittered Sampling construction is better than Monte Carlo. However, currently known quantitative bounds [11] do not imply any effective improvement for $N \lesssim (2d)^{2d}$ points. The motivation of our paper is to gain a better understanding of Jittered Sampling. A better quantitative control is desirable since it could provide a possible way towards improving bounds on the inverse of the star-discrepancy (see [1, 8, 10]).

1.2. Result. The purpose of this short note is to initiate the study of explicit effective Jittered Sampling constructions by obtaining a complete solution for the $d = 2, n = 2$ case within a natural family of domain partitions. We first consider some natural examples (see Figure 2) of partitions into sets of equal measure and compute their expected squared \mathcal{L}_2 -discrepancy (for details on the computation, see the proof).

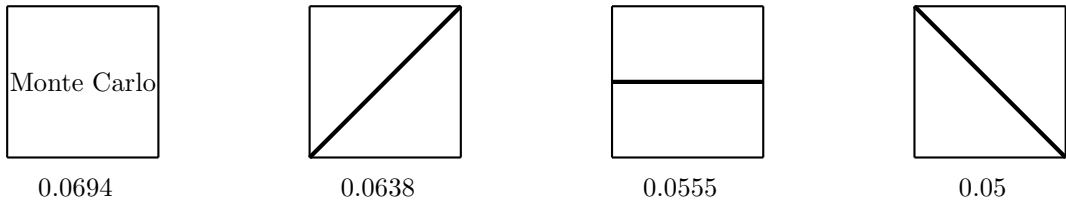


FIGURE 2. Different subdivisions and their expected squared \mathcal{L}^2 -discrepancy.

These examples suggest that a certain type of symmetry along the $y = x$ diagonal seems to be helpful. Of course, this still leaves a very large number of shapes that could potentially be tested. Two natural examples are a quarter disk and a polyhedral domain; see Figure 3.

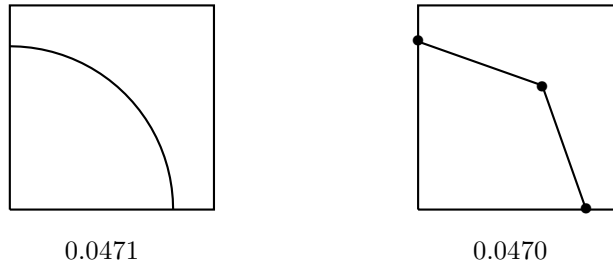


FIGURE 3. A quarter disk and lines connecting $(0, 0.792)$, $(0.63, 0.63)$ and $(0.792, 0)$.

We will now restrict ourselves to the study of partitions of $[0, 1]^2 = \Omega \cup ([0, 1]^2 \setminus \Omega)$, where

$$\Omega = \{(x, y) \in [0, 1]^2 : y \leq g(x)\}$$

for some monotonically decreasing function g whose graph $\{(x, g(x)) : 0 \leq x \leq 1\}$ is assumed to be symmetric around the line $y = x$ and splits the unit square into two regions with areas p and $1 - p$. Somewhat to our surprise, it is actually possible to determine a highly nonlinear integral equation that any optimal function $g(x)$ has to satisfy. The equation is so nonlinear that we would not know of any way to show existence of solution, except that it arises as the minimum of a variational problem for which compactness methods can be used.

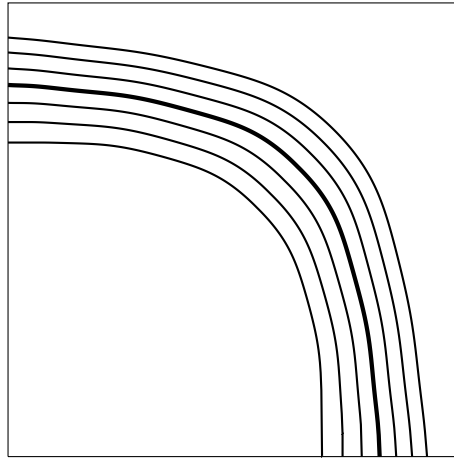
Theorem. Any optimal monotonically decreasing function $g(x)$ whose graph is symmetric about $y = x$ satisfies, for $0 \leq x \leq g^{-1}(0)$,

$$(1 - 2p - 4xg(x))(1 - g(x)) + (4p - 1)x(1 - g(x)^2) - 4 \int_{g(x)}^{g^{-1}(0)} (1 - y)g(y)dy \\ + g'(x) \left((1 - 2p - 4xg(x))(1 - x) + (4p - 1)g(x)(1 - x^2) - 4 \int_x^{g^{-1}(0)} (1 - y)g(y)dy \right) = 0.$$

We use the integral equation to obtain the best numerical approximation to the solution $g(x)$ in the space of polynomials of degree less than or equal to 10 using the following procedure. For a fixed value α , the integral equation is enforced at 200 Gauss-Legendre nodes on the interval $[0, \alpha]$ along with the constraints $g(0) = \alpha$ and $g(\alpha) = 0$. The integrals in the equation are computed using adaptive Gaussian quadrature with error less than 10^{-9} . This results in a non-linear least square problem which is solved using a Gauss-Newton iterative scheme. The solution obtained by this procedure has two issues – a) the graph of g is not symmetric and, b) $\int_0^\alpha g(x)dx \neq p$. Let x_0 denote the intersection of g with the line $y = x$. We use the following symmetrized version of g ,

$$g_{\text{sym}}(x) = \begin{cases} g(x) & x \leq x_0 \\ g^{-1}(x) & x > x_0, \end{cases}$$

For $p \leq 0.5$, the computed approximation of $g(x)$ was not monotonically decreasing on $[0, \delta]$ with $\delta < 0.08$. In this case, we set $g(x) = y_{\text{max}}$ for $x \leq x_{\text{max}}$, where y_{max} is the maximum value of g attained at $x = x_{\text{max}}$. We then vary the parameter α and use bisection to ensure the integral of the area under the curve $g(x)$ is p with a tolerance of 10^{-6} . The expected \mathcal{L}^2 -discrepancy of the sampling procedure arising from the partitions formed by the numerical solution is then computed using adaptive Gaussian quadrature with error less than 10^{-6} .



0.04617

FIGURE 4. Numerically constructed solution: for areas 0.423, 0.473, 0.523, 0.573 (bold), 0.623, 0.673, and 0.723. The absolute minimum is attained for the bold curve.

The main implication of the numerical computation is that the optimal shape (within the subclass considered) does not partition the unit square into two domains of equal area (which may be an intuitive assumption) and instead opts for 0.573 – 0.427 split. We believe this to be quite interesting since it suggests the possibility of optimal partitions in high dimensions to be fairly asymmetric for a small number of points. Conversely, as the number of points becomes large, one would assume that most sets in the partition end up having comparable measure.

1.3. Open problems. It is rather remarkable that the case $d = 2, n = 2$ can be solved essentially completely; we do not expect any other cases $d = 2, n \geq 3$ to be equally accessible. The bigger challenge is to understand whether it is possible to construct any reasonable rules for partitioning the space that yield quantifiably better outcomes than Monte-Carlo. It is not even clear how to even pick three or more points from $[0, 1]^2$. Furthermore, as shown above, there is no reason to assume that the optimal distribution will partition the domain into sets of equal measure.

2. PROOF OF THE THEOREM

The proof consists of three parts: first we use integration by parts and some identities to reformulate the variational problem; the second step uses an Euler-Lagrange type of approach to derive a geometric property that is satisfied by the extremal partition and the final part is to use this geometric property on an infinitesimal scale to derive an integral equation.

2.1. Preliminaries. We will only prove the result for $p = 1/2$, the general case proceeds in the same manner, but with more tedious algebraic computations that are not insightful. Let g be a monotonically decreasing function which bounds a minimizing domain Ω . Let p_1 and p_2 be uniform random variables on Ω and $[0, 1]^2 \setminus \Omega$ respectively, and let $\mathcal{B}(q)$ denote a Bernoulli $\{0, 1\}$ -variable that assumes the value 1 with likelihood q . We wish to minimize the quantity

$$\mathbb{E} \int_{[0,1]^2} \left| \frac{X(x, y)}{2} - xy \right|^2 dx dy = \int_{[0,1]^2} \mathbb{E} \left| \frac{X(x, y)}{2} - xy \right|^2 dx dy,$$

where $X(x, y)$ is a random variable given by

$$X(x, y) := \# \{ \{p_1, p_2\} : p_i \in [0, x] \times [0, y] \}.$$

We use a trick from [12] and simplify the object by exchanging the order of integration: let us therefore consider the expectation of the integrand for a fixed point $(x, y) \in [0, 1]^2$. Then

$$\mathbb{E} \frac{X(x, y)}{2} = xy.$$

This implies

$$\mathbb{E} \left| \frac{X(x, y)}{2} - xy \right|^2 = \mathbb{E} \left| \frac{X(x, y)}{2} - \mathbb{E} \frac{X(x, y)}{2} \right|^2 = \text{var} \left(\frac{X(x, y)}{2} \right) = \frac{1}{4} \text{var}(X(x, y)).$$

$X(x, y)$ is the sum of two independent Bernoulli random variables

$$X(x, y) = \mathcal{B}(2f_1) + \mathcal{B}(2f_2),$$

where

$$\begin{aligned} f_1(x, y) &= |\Omega \cap ([0, x] \times [0, y])| \\ f_2(x, y) &= |([0, 1]^2 \setminus \Omega) \cap ([0, x] \times [0, y])|. \end{aligned}$$

Since the variance of the sum of two independent random variables is the sum of their variances, and

$$\text{var}(\mathcal{B}(q)) = q(1 - q),$$

we get

$$\begin{aligned} 4 \cdot \mathbb{E} \left| \frac{X(x, y)}{2} - xy \right|^2 &= \text{var}(\mathcal{B}(2f_1)) + \text{var}(\mathcal{B}(2f_2)) \\ &= 2f_1(1 - 2f_1) + 2f_2(1 - 2f_2) \\ &= 2f_1 - 4f_1^2 + 2f_2 - 4f_2^2. \end{aligned}$$

Furthermore,

$$\mathbb{E} \frac{X(x, y)}{2} = xy \implies f_1(x, y) + f_2(x, y) = xy,$$

and thus

$$4 \cdot \mathbb{E} \left| \frac{X(x, y)}{2} - xy \right|^2 = 2xy - 4x^2y^2 + 8f_1(x, y)xy - 8f_1(x, y)^2.$$

This means we wish to minimize

$$\begin{aligned} \mathbb{E} \int_{[0,1]^2} \left| \frac{X(x,y)}{2} - xy \right|^2 dxdy &= \int_{[0,1]^2} \mathbb{E} \left| \frac{X(x,y)}{2} - xy \right|^2 dxdy \\ &= \frac{1}{2} \int_{[0,1]^2} xy - 2x^2y^2 + 4f_1(x,y)xy - 4f_1(x,y)^2 dxdy \\ &= \frac{1}{72} + 2 \int_{[0,1]^2} f_1(x,y)xy - f_1(x,y)^2 dxdy \end{aligned}$$

We will henceforth work with this reformulation of the problem.

2.2. Geometric property of extremizers. The extremizing function g has to satisfy a very particular geometric condition (see Figure 5), which we can use to derive an integral equation. We start by stating and proving the geometric property.

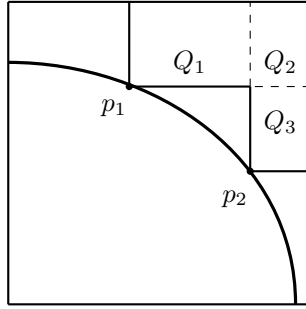


FIGURE 5. The geometric property satisfied by the extremizer.

Lemma. *For any two points p_1, p_2 on the curve, we always have*

$$\int_{Q_1} (2f_1(x,y) - xy) dxdy = \int_{Q_3} (2f_1(x,y) - xy) dxdy.$$

Proof. The proof proceeds with a variational argument. Let us fix two points p_1 and p_2 on the curve and try to understand the effect of taking a tiny ε unit of area and moving it from p_1 to p_2 . Recall that we are trying to maximize

$$\int_{[0,1]^2} f_1(x,y)(f_1(x,y) - xy) dxdy.$$

If we first remove an ε unit of area, the change in the integral is to first order

$$- \int_{Q_1 \cup Q_2} f_1(f_1 - xy) dxdy + \int_{Q_1 \cup Q_2} (f_1 - \varepsilon)(f_1 - \varepsilon - xy) dxdy \sim \varepsilon \int_{Q_1 \cup Q_2} (-2f_1 + xy) dxdy.$$

We then add this to the point p_2 and get a change of order

$$\int_{Q_2 \cup Q_3} (f_1 + \varepsilon)(f_1 + \varepsilon - xy) dxdy - \int_{Q_2 \cup Q_3} f_1(f_1 - xy) dxdy \sim \varepsilon \int_{Q_2 \cup Q_3} (2f_1 - xy) dxdy.$$

In the usual manner of these arguments, we conclude that these two quantities have to add up to 0 if we are dealing with a maximizer (otherwise we find something larger, or, if it is negative, we start moving area from p_2 to p_1); this means we need

$$\int_{Q_1 \cup Q_2} (-2f_1 + xy) dxdy + \int_{Q_2 \cup Q_3} (2f_1 - xy) dxdy = 0$$

which proves the lemma. \square

2.3. Derivation of the integral equation. Since g is a monotonically decreasing function, a classical consequence is that g is differentiable almost everywhere – we will now use the geometric Lemma as $p_1 \rightarrow p_2$ (assuming that g is differentiable in p_2). Then Q_1 and Q_3 degenerate to very thin rectangles. We need to understand how Q_1 and Q_3 degenerate. Let ℓ_1 and ℓ_3 denote the limiting lines corresponding to the degenerate rectangles Q_1 and Q_3 as $p_1 \rightarrow p_2 = (x, g(x))$. The degenerate sides of the rectangles Q_1 and Q_3 then scale as $|\cos \alpha|$ and $|\sin \alpha|$ respectively, where

$$\tan(\alpha) = g'(x).$$

Using the identities

$$\cos \arctan \theta = \frac{1}{\sqrt{1+\theta^2}} \quad \text{and} \quad \sin \arctan \theta = \frac{\theta}{\sqrt{1+\theta^2}}$$

we deduce that the ratio of the degenerate sides of Q_1 and Q_3 in the limit is $1 : |g'(x)|$. Using the Lemma, and taking the limit $p_1 \rightarrow p_2$, we get

$$\int_{\ell_1} (2f_1(x, y) - xy) dx dy = -g'(x) \int_{\ell_3} (2f_1(x, y) - xy) dx dy$$

The integral along ℓ_1 is given by

$$\int_{\ell_1} f_1(x, y) dx dy = \int_{g(x)}^1 \left(xg(x) + \int_{g(x)}^y g^{-1}(z) dz \right) dy = xg(x)(1-g(x)) + \int_{g(x)}^1 \left(\int_{g(x)}^y g^{-1}(z) dz \right) dy.$$

Using $g = g^{-1}$ and a change of variables, this simplifies further to

$$xg(x)(1-g(x)) + \int_{g(x)}^1 \left(\int_{g(x)}^y g(z) dz \right) dy = xg(x)(1-g(x)) + \int_{g(x)}^1 (1-y)g(y) dy.$$

It is easy to see that along a line

$$\int_{\ell_1} \frac{xy}{2} dx dy = \int_{g(x)}^1 xy dy = x \frac{1-g(x)^2}{4}.$$

By the same token we have

$$\begin{aligned} \int_{\ell_3} f_1(x, y) dx dy &= \int_x^1 \left(xg(x) + \int_x^y g(z) dz \right) dy = xg(x)(1-x) + \int_x^1 \left(\int_x^y g(z) dz \right) dy \\ &= xg(x)(1-x) + \int_x^1 (1-y)g(y) dy \end{aligned}$$

and

$$\int_{\ell_3} \frac{xy}{2} dx dy = \int_x^1 zg(x) dz = g(x) \frac{1-x^2}{4}.$$

Altogether, we have

$$\begin{aligned} &x \left(g(x) - \frac{1}{4} \right) - 3 \frac{xg(x)^2}{4} + \int_{g(x)}^1 (1-y)g(y) dy \\ &+ g'(x) \left(g(x) \left(x - \frac{1}{4} \right) - \frac{3x^2g(x)}{4} + \int_x^1 (1-y)g(y) dy \right) = 0, \end{aligned}$$

which is the equation in Theorem 1.2 for the case $p = 1/2$. The general case follows in a similar manner.

REFERENCES

- [1] C. Aistleitner, Covering numbers, dyadic chaining and discrepancy. *J. Complexity* 27 (2011), no. 6, 531-540.
- [2] D. Bellhouse, Area estimation by point-counting techniques. *Biometrics* 37 (1981), no. 2, 303-312.
- [3] J. Beck, Irregularities of distribution. I. *Acta Math.* 159 (1987), no. 1-2, 1-49.
- [4] J. Beck and W. Chen, Irregularities of distribution. *Cambridge Tracts in Mathematics*, 89. Cambridge University Press, Cambridge, 1987.
- [5] B. Chazelle, The discrepancy method. Randomness and complexity. Cambridge University Press, Cambridge, 2000.
- [6] W. Chen and G. Travaglino, Deterministic and probabilistic discrepancies. *Ark. Mat.* 47 (2009), no. 2, 273-293.
- [7] R. L. Cook, T. Porter, and L. Carpenter. Distributed ray tracing. *Computer Graphics*, 18(4):165-174, July 1984. ACM Siggraph 84 Conference Proceedings.
- [8] J. Dick and F. Pillichshammer, The inverse of the star-discrepancy problem and the generation of pseudo-random numbers. Sequences and their applications – SETA 2014, 173–184, *Lecture Notes in Comput. Sci.*, 8865, Springer, Cham, 2014.
- [9] D. P. Dobkin, D. Eppstein and D. P. Mitchell, Computing the Discrepancy with Applications to SuperSampling Patterns, *ACM Trans. Graph. (TOG)* 15 (1996), no. 4, 354–376.
- [10] S. Heinrich, E. Novak, G. Wasilkowski and H. Wozniakowski, The inverse of the star-discrepancy depends linearly on the dimension. *Acta Arith.* 96 (2001), no. 3, 279–302.
- [11] F. Pausinger and S. Steinerberger, On the Discrepancy of Jittered Sampling, *Journal of Complexity*, 33 (2016), 199–216.
- [12] S. Steinerberger, The asymptotic behavior of the average L^p -discrepancies and a randomized discrepancy, *The Electronic Journal of Combinatorics* 17 (2010), R106.

(Florian Pausinger) ZENTRUM MATHEMATIK (M10), TU MUNICH, GERMANY
E-mail address: `florian.pausinger@ma.tum.de`

(Manas Rachh) APPLIED MATHEMATICS PROGRAM, YALE UNIVERSITY, NEW HAVEN, CT 06510, USA
E-mail address: `manas.rachh@yale.edu`

(Stefan Steinerberger) DEPARTMENT OF MATHEMATICS, YALE UNIVERSITY, NEW HAVEN, CT 06510, USA
E-mail address: `stefan.steinerberger@yale.edu`