

Certificate Transparency with Enhancements and Short Proofs ^{*}

Abhishek Singh^{1**}, Binanda Sengupta², and Sushmita Ruj²

¹ IBM Research Laboratory, New Delhi, India
absingh00@in.ibm.com

² Indian Statistical Institute, Kolkata, India
binanda_r@isical.ac.in, sush@isical.ac.in

Abstract. Browsers can detect malicious websites that are provisioned with forged or fake TLS/SSL certificates. However, they are not so good at detecting malicious websites if they are provisioned with mistakenly issued certificates or certificates that have been issued by a compromised certificate authority. Google proposed certificate transparency which is an open framework to monitor and audit certificates in real time. Thereafter, a few other certificate transparency schemes have been proposed which can even handle revocation. All currently known constructions use Merkle hash trees and have proof size logarithmic in the number of certificates/domain owners.

We present a new certificate transparency scheme with short (constant size) proofs. Our construction makes use of dynamic bilinear-map accumulators. The scheme has many desirable properties like efficient revocation, low verification cost and update costs comparable to the existing schemes. We provide proofs of security and evaluate the performance of our scheme.

Keywords: Certificate transparency, Revocation, Bilinear-map accumulator.

1 Introduction

In public key encryption schemes, the sender encrypts a message using the receiver's public key to produce a ciphertext, and the receiver decrypts the ciphertext to obtain the message using her private key. On the other hand, in digital signature schemes, a verifier uses the public key of the signer in order to check whether a signature on a given message is valid. Thus, in public key cryptography, a web user should be able to verify the authenticity of the public keys of different domains. Suppose, for example, a web user logs in into her bank account through a web browser, and this web session is made secure by using the public key of the concerned bank. If the web browser uses the public key of some attacker instead of the bank's public key, then all the (possibly sensitive) information along with the login credentials may be known to the attacker who can misuse them later.

One solution to prevent such attacks is to rely on a third-party entity called *certificate authority* (CA) that issues digital certificates showing the association of public keys with the domain owners. The certificate authority signs each of these certificates using its private key. When a web user wants to communicate with a server, she receives the server's certificate (signed by an appropriate CA). The process of verifying the "signed certificate" is done by the web user's software (typically a web browser) that maintains an internal list of popular CAs and their public keys. It uses the appropriate public key to verify the signature on the server's certificate. However, this CA model suffers from the following two major problems [35]. Firstly, if the CA is untrusted, then it may issue certificates which certify the ownership of fake public keys that could be created by an attacker or by the CA itself [10]. So, the CA must be trustworthy. Secondly, if the private key of a certificate owner is compromised, then the CA must revoke the corresponding certificate before its expiry date.

In order to overcome these issues, researchers have come up with various solutions. Techniques like certificate pinning [26,29] and crowd-sourcing [1,2,18,37] have been proposed to restrict the browser to obtain certificates from the verified CAs only. All the approaches discussed above are centralized

^{*} This is the author's (full) version of the paper with the same title published in ACISP 2017 (available at link.springer.com).

^{**} Work done while at Indian Statistical Institute, Kolkata, India.

where a certificate authority acts as a trusted third-party responsible for managing digital certificates for domain owners. An alternative approach to the problem of public authentication of public key information is the “Web of Trust” [12] (described by Phil Zimmerman in the context of PGP [38]) that uses self-signed certificates and third-party attestations of those certificates. It is entirely decentralized in that a domain owner signs the public keys of other domain owners (whom it trusts) and designates them as trustworthy. However, it is difficult for a new domain owner joining the network to get its public key signed by others. Moreover, it does not deal with key revocation.

Certificate transparency (CT) [27,22], a technique proposed by Google, aims to make certificate issuance transparent by efficiently detecting fake certificates issued by malicious certificate authorities. To achieve transparency, public append-only log structures are maintained containing all the certificates. Domain owners can obtain proofs that their certificates are recorded in a log structure appropriately. Then, they provide the certificate along with a proof to their clients so that the clients can be convinced about the authenticity of the received certificate. Google’s CT scheme provides two basic proofs: *proof of presence* (that is, the issued certificate is present in the log structure) and *proof of extension* (that is, the log structure is maintained in an append-only mode). However, certificate transparency by Google does not handle revocation of a certificate. Ryan [35] extended Google’s scheme to support certificate revocation efficiently and provided two more proofs: *proof of currency* (that is, the issued certificate is current or active) and *proof of absence of a domain owner* (that is, no certificates have been issued for a particular domain owner). In both of the CT schemes described above, the size of a proof, the computation time (and verification time) of the proof are logarithmic in the number of certificates present in the log structure. All these schemes are based on Merkle hash trees which have proofs in $O(\log n)$, where n is the number of certificates. We take a different approach to have shorter proofs. We achieve this efficiency by using bilinear-map accumulators [15].

On the other hand, certificate revocation lists (CRL) are required in many applications. Certificates can be revoked by CAs even before the expiry of the certificates (e.g., when the corresponding private key is known to be compromised). In this work, we introduce a proof of absence of a suspected certificate so that an auditor can ask for such proofs from the log maintainer for the certificates which belong to the CRL. To the best of our knowledge, the proof of absence of a certificate has not been considered in any existing literature.

Our Contribution Our contributions are summarized as follows.

- We have developed and extended the idea of enhanced certificate transparency proposed by Ryan [35]. We have designed a certificate transparency scheme (using bilinear-map accumulators and binary trees) that supports all the proofs found in the previous works. For the existing proofs, the parameters in our scheme are comparable to those proposed in the earlier schemes.
- Some of our proofs are shorter (of constant size) than those proposed in previous works.
- In addition to the proof of currency, we have introduced another proof (*proof of absence of a certificate*) related to certificate revocation. Both of these proofs are of constant size, and verification cost is also constant for them.
- We have provided the security analysis and the performance evaluation of our scheme. We defer the detailed performance analysis of our construction in Section 6. For a quick review, we summarize the comparison of our construction with the existing schemes for certificate transparency in Table 1.

The rest of the paper is organized as follows. In Section 2, we briefly discuss about the preliminaries and background related to our work. Section 4 describes the detailed construction of our scheme along with the data structures used in the construction. In Section 5, we provide the security analysis of our scheme. Section 6 provides the performance analysis of our scheme. In the concluding Section 7, we summarize the work done in this paper.

2 Preliminaries and Background

2.1 Notation

We take λ to be the security parameter. An algorithm $\mathcal{A}(1^\lambda)$ is a probabilistic polynomial-time algorithm when its running time is polynomial in λ and its output y is a random variable which

Schemes for CT	Parameters	Proof of Presence of a Certificate (Type 1)	Proof of Absence of a Certificate (Type 2)	Proof of Absence of a Domain Owner (Type 3)	Proof of Extension (Type 4)	Proof of Currency (Type 5)
Google [27]	Proof Size	$O(\log n)$	-	-	$O(\log n)$	-
	Cost of Proof Computation	$O(\log n)$	-	-	$O(\log n)$	-
	Cost of Proof Verification	$O(\log n)$	-	-	$O(\log n)$	-
Ryan [35]	Proof Size	-	-	$O(\log t)$	$O(\log n)$	$O(\log t)$
	Cost of Proof Computation	-	-	$O(\log t)$	$O(\log n)$	$O(\log t)$
	Cost of Proof Verification	-	-	$O(\log t)$	$O(\log n)$	$O(\log t)$
Our Scheme	Proof Size	$O(\log t)^\dagger$	$O(1)$	$O(\log t)$	$O(\log n)$	$O(1)$
	Cost of Proof Computation	$O(\log t)^\dagger$	$O(m)$	$O(\log t)$	$O(\log n)$	$O(\log m)$
	Cost of Proof Verification	$O(\log t)^\dagger$	$O(1)$	$O(\log t)$	$O(\log n)$	$O(1)$

Table 1: Comparison among the existing certificate transparency schemes. Here, n is the total number of certificates present in the log structure, t is the total number of domain owners and m is the total number of active certificates present in the log structure ($n \geq t \geq m$).

\dagger For a proof of presence, a certificate is searched in the list of the most recent N (constant) public keys of the corresponding domain owner u . This list is maintained in a node (associated with u) of the searchTree. Instead, if we want to search the certificate in the chronTree (which includes all the historical certificates), then the value of this parameter is exactly the same as that for Google [27].

depends on the internal coin tosses of \mathcal{A} . An element a chosen uniformly at random from a set S is denoted as $a \xleftarrow{R} S$. A function $f : \mathbb{N} \rightarrow \mathbb{R}$ is called negligible in λ if for all positive integers c and for all sufficiently large λ , we have $f(\lambda) < \frac{1}{\lambda^c}$.

2.2 Merkle Hash Tree

A Merkle hash tree [32] is a binary tree where each leaf-node stores a data item. The label of each leaf-node is the data item stored in the node itself. A collision-resistant hash function h is used to label the intermediate nodes of the tree. The label of an intermediate node v is the output of h computed on the labels of the children nodes of v . A Merkle hash tree is used as a standard tool for efficient memory-checking. Fig. 1 shows a Merkle hash tree containing the data items $\{d_1, d_2, \dots, d_8\}$ stored at the leaf-nodes. Consequently, the labels of the intermediate nodes are computed using the hash function h . The hash value of the root node A (the root digest) is made public. The proof showing that a data item d is present in the tree consists of the data item d and the labels of the nodes along the *associated path* (the sequence of siblings of the node containing the data item d). For example, a proof showing that d_3 is present in the tree consists of $\{d_3, (d_4, l_D, l_C)\}$, where d_4, l_D and l_C are the labels of the nodes K, D and C , respectively. Given such a proof, a verifier computes the hash value of the root. The verifier outputs **accept** if the computed hash value matches with the public root digest; it outputs **reject**, otherwise. The size of a proof is logarithmic in the number of data items stored in the leaf-nodes of the tree.

Due to the collision-resistance property of h , it is impossible (except with some probability negligible in the security parameter λ) to add a new data item in the Merkle hash tree without changing the root digest of the tree.

2.3 Bilinear Map

Let G_1, G_2 and G_T be multiplicative cyclic groups of prime order p . Let g_1 and g_2 be generators of the groups G_1 and G_2 , respectively. A bilinear map is a function $e : G_1 \times G_2 \rightarrow G_T$ such that: (1)

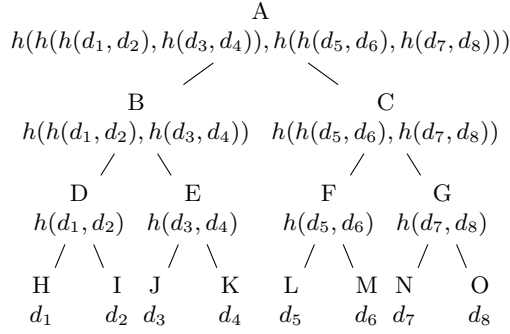


Fig. 1: A Merkle hash tree containing data items $\{d_1, d_2, \dots, d_8\}$.

for all $u \in G_1, v \in G_2, a \in \mathbb{Z}_p, b \in \mathbb{Z}_p$, we have $e(u^a, v^b) = e(u, v)^{ab}$ (bilinear property), and (2) e is non-degenerate, that is, $e(g_1, g_2) \neq 1$. Furthermore, properties (1) and (2) imply that $e(u_1 \cdot u_2, v) = e(u_1, v) \cdot e(u_2, v)$ for all $u_1, u_2 \in G_1, v \in G_2$.

If $G_1 = G_2 = G$, the bilinear map is symmetric; otherwise, asymmetric. Unless otherwise mentioned, we consider only the bilinear maps which are efficiently computable and symmetric.

2.4 Bilinear-Map Accumulator

A cryptographic accumulator is a one-way membership function. It answers a query to check whether an element is a member of a set X without revealing the individual members of X . An accumulator scheme was introduced by Benaloh and de Mare [7] and further developed by Baric and Pfitzmann [3]. Both of these constructions are based on RSA exponentiation functions (secure under the *strong RSA* assumption) and provides a constant size membership witness for any element in X with respect to the accumulation value denoted by $A(X)$ [16]. Universal accumulators [28] are designed to provide both membership and non-membership witnesses of constant size. Camenisch and Lysyanskaya [11] proposed a dynamic accumulator in which elements can be efficiently added into or removed from the accumulator. Whenever an element is inserted or deleted from X , then this results in an update on $A(X)$ and the membership (and non-membership) witnesses.

Nguyen [33] constructed the first dynamic (but not universal) accumulator based on bilinear maps. Later, Damgård and Triandopoulos [15] extended the work of Nguyen in order to provide both membership and non-membership witnesses. This scheme is proved secure under the *q-strong Diffie-Hellman* assumption. We use this accumulator in our construction. We briefly describe this scheme as follows.

Let an algorithm $\text{BLSetup}(1^\lambda)$ output (p, g, G, G_T, e) as the parameters of a bilinear map, where g is a generator of G . Given a set $X = \{x_1, x_2, \dots, x_n\}$, an accumulation function $f_s(X) : \mathbb{Z}_p^* \rightarrow G$ gives the accumulation value $A(X)$ defined as $f_s(X) = A(X) = g^{(x_1+s)(x_2+s)\dots(x_n+s)}$, where $s \xleftarrow{R} \mathbb{Z}_p^*$ is the secret trapdoor information. The set $\{g^{s^i} | 0 \leq i \leq q\}$ is public, where q is an upper bound on $|X|$.

For any $x \in X$, the membership witness is defined as $w_x = g^{\prod_{x_j \in X: x_j \neq x} (x_j + s)}$. The verifier can verify the membership witness by checking the equation

$$e(w_x, g^x \cdot g^s) \stackrel{?}{=} e(A(X), g).$$

For any $y \notin X$, the non-membership witness is defined as $\hat{w}_y = (w_y, v_y)$, where $v_y = -\prod_{x \in X} (x - y) \bmod p$ and $w_y = g^{\frac{(\prod_{x \in X} (x+s)) + v_y}{y+s}}$. Now, the verifier can verify the non-membership witness by checking the equation

$$e(w_y, g^y \cdot g^s) \stackrel{?}{=} e(A(X) \cdot g^{v_y}, g).$$

Under the *q-Strong Diffie-Hellman* assumption, any probabilistic polynomial-time algorithm $\mathcal{B}(1^\lambda)$, given any set X ($|X| \leq q$) and set $\{g^{s^i} | 0 \leq i \leq q\}$, finds a fake non-membership witness of a member

of X or a fake membership witness of a non-member of X with respect to $A(X)$ only with a probability negligible in λ (measured over the random choice of $s \in \mathbb{Z}_p^*$ and the internal coin tosses of \mathcal{B}) [15,33].

2.5 Certificate Transparency

Certificate transparency (CT) [27,22] is a technique proposed by Google in order to efficiently detect certificates maliciously issued by certificate authorities. A detailed description of this open framework is given in [22]. The framework consists of the following main components.

- **Certificate Log:** All the certificates that have been issued by certificate authorities are stored in append-only log structures. These log structures are maintained by log maintainers in an authenticated fashion using Merkle hash trees (see Section 2.2). This enables a log maintainer to provide two types of verifiable cryptographic proofs: (a) proof of presence (that is, the issued certificate is present in the log structure) and (b) proof of extension (that is, the log structure is maintained in an append-only mode).
- **Monitors:** Monitors are publicly run servers that look for suspicious certificates (illegitimate or unauthorized certificates, certificates with strange permissions or unusual certificate extensions) by contacting the log maintainers periodically. Monitors also verify that all logged certificates are visible in the log structure. Certificate authorities or domain owners can check the validity of a certificate with the help of monitors.
- **Auditors:** Auditors are lightweight software components that can verify that logs are behaving correctly and are cryptographically consistent. They can also check whether a particular certificate is recorded in a log appropriately. An auditor may be a part of a browser's TLS client or a standalone service or a secondary function of a monitor.

We consider a certificate $c = \text{cert}(u, pk_u)$ as a signed pair (u, pk_u) , where u is a domain owner and pk_u is a public key of u . A log maintainer maintains certificates issued by CAs in a Merkle hash tree that stores the certificates as the leaf-nodes in chronological order (left-to-right). A certificate authority or a domain owner can request the log maintainer to include a particular certificate. Once the certificate maintainer logs in the certificate, it sends a “Signed Certificate Timestamp” (SCT) to the CA or the domain owner via one of the following methods: X.509v3 extension, TLS extension or OCSP (Online Certificate Status Protocol) stapling [23]. On the other hand, gossip protocols [34] allow web users (browsers) and domain owners to share information that they receive from log maintainers. Chuat *et al.* [13] presented an efficient gossip protocol to verify consistency of log maintainers. Some other works related to certificate transparency are discussed in Section 1 and Section 3.

Whenever a new certificate is added, it is appended to the right of the tree. The browser of a web user accepts the certificate only if it is accompanied by a proof of the presence of the in the log. For proof of extension, the monitor submits two hash values (computed at different time) of the log to the CA. The CA returns a proof that one of them is an extension of the other. Both the proof of presence and the proof of extension can be done in time/space complexity of $O(\log n)$, where n is the total number of certificates.

3 Related work

Enhanced certificate transparency (ECT) by Ryan [35] proposes an idea to address the revocation problem that was left open by Google. It provides transparent key revocation. It also reduces reliance on trusted parties by designing the monitoring role so that it can be distributed among the browsers. In this extension, Ryan introduced two proofs: (a) proof of currency (that is, the certificate is issued and not revoked) and (b) proof of absence of a domain owner (that is, the CA has not issued any certificate for a particular domain owner). Both of these proofs are logarithmic in the number of certificates. The proof of extension remains the same as that of Google's certificate transparency.

Recently, Dowling *et al.* [17] proposed a formal framework of secure logging in general. Formal security proofs for secure logging have been presented. The underlying framework consider Google's

framework and does not support revocation of domain owners. However, only the proof of presence has been considered in this work. A different line of work is accountable PKI (APKI) [24,5], which has been used to address the decrease in trust on CAs. APKI efficiently handles revocation and is still a tree-based protocol. Deployment challenges for log based PKI enhancements have been presented in [30]. Accountability in future internet has been discussed in [6]. Key transparency is another closely related line of work. It differs from the certificate transparency in that, in key transparency, there is a requirement to protect the secrecy of the public keys of the domain owners. Coniks [31] is an example of a key transparency scheme.

All these schemes maintain central log maintainers. Some Blockchain based solutions are also available. A decentralized PKI setting has been proposed in [20] where domain owners are incentivized in a cryptocurrency called Certcoin to perform audits. The blockchain implementation of Coniks on Ethereum appeared in [9]. Wilson and Ateniese recently exploited Bitcoin and its blockchain to store and retrieve Bitcoin-based PGP certificates [39].

4 Our Construction

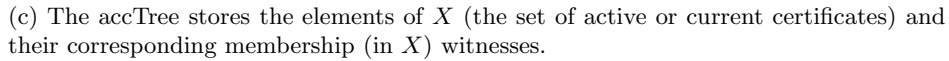
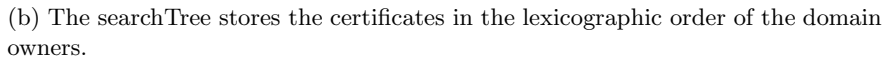
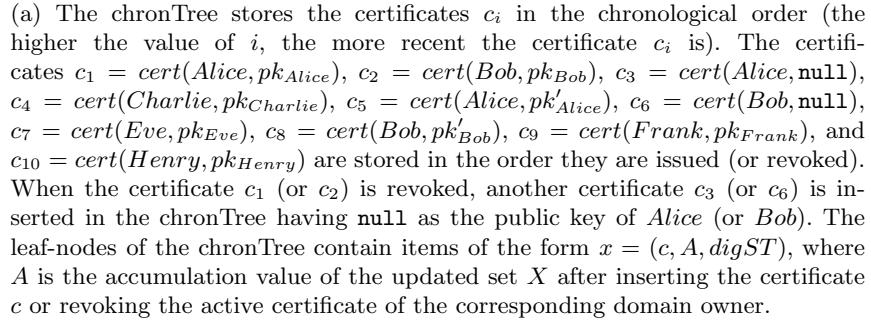
In our extension of certificate transparency, each certificate issued by a (possibly malicious) certificate authority (CA) is associated with proofs showing the validity of that particular certificate. The certificates issued by various CAs are stored in a public (and append-only) log structure that is maintained by the log maintainer. This log maintainer that maintains the public log of certificates issued by certificate authorities is known as a *certificate prover* (CP). We use the terms “log maintainer” and “certificate prover” interchangeably in this work. Anyone can request the log maintainer to get certificates logged in the log structure. Similarly, anyone can query the log structure for a cryptographic proof to verify that the log maintainer is behaving properly or to verify that a particular certificate has been logged.

The number of log maintainers is typically small (e.g., much less than one thousand worldwide). These servers are operated independently by certificate provers (CPs) that could be browser companies, Internet service providers (ISPs) or any other interested parties. In general, a certificate prover is a server which has enough resources (in terms of storage capacity and computing power) to store all the certificates and compute the proofs relevant to certificate transparency efficiently.

4.1 Data Structures Used in Our Construction

In our construction, the public log structure maintained by the certificate prover is organized by using the following tree data structures: *chronTree*, *searchTree* and *accTree*. The first two of them are similar to the data structures described in [35]. Let n be the total number of certificates present in the log structure, t be the total number of domain owners and m be the total number of active certificates present in the log structure. Clearly, $n \geq t \geq m$. We describe these data structures as follows. They are illustrated in Fig. 2.

- **chronTree**: The *chronTree* is a Merkle hash tree where certificates are stored as the leaf-nodes of the tree. The certificates are arranged in the chronological order in left-to-right manner. When a new certificate $c = \text{cert}(u, pk_u)$ is issued by a CA, it is added to the right of the *chronTree*. When a certificate $c = \text{cert}(u, pk_u)$ is revoked, another certificate $c' = \text{cert}(u, \text{null})$ is added to the right of the *chronTree*. A collision-resistant hash function h is used to compute the hash values of the nodes of the *chronTree*. The hash value of the root node (the root digest) of the *chronTree* is denoted by digCT .
- **searchTree**: This tree is organized as a modified binary search tree where data items corresponding to the domain owners are stored in the lexicographic order (of the domain owners). Here, a data item corresponding to a domain owner u is of the form $(u, \text{List}(pk_u))$, where $\text{List}(pk_u)$ is the list of N most recent public keys of the domain owner u . In other words, the last certificate in the list is the current public key of the domain owner, and other keys are already revoked. The value of N is taken to be constant, and the list is maintained in a first-in-first-out (FIFO) fashion. The data items are stored in leaf-nodes as well as in non-leaf nodes such that an in-order traversal of the *searchTree* provides the lexicographic ordering of the domain owners. The collision-resistant



7

function h is used to compute the hash values corresponding to the nodes of the searchTree. The hash value of a node is computed on the data item (of that node) and the hash values of its children. This hash value is also stored in the node along with the data item. The hash value of the root node (the root digest) of the searchTree is denoted by $digST$. The value of $digST$ is linked to a leaf-node of the chronTree.

- **accTree**: This tree is organized as a binary search tree in which active certificates are stored in the lexicographic order of the domain owners. Let X be the set of active (or current) certificates for different domain owners. In our construction, the set X is implemented as accTree. Each node in the accTree contains a certificate $c = cert(u, pk_u) \in X$ and the corresponding membership (in X) witness w_c of c . The accumulation value $A(X)$ is linked to a leaf-node of the chronTree.

4.2 Detailed Construction

In this section, we describe our construction in details. Our construction involves the following algorithms to achieve certificate transparency.

- **Setup**(1^λ): The Setup algorithm runs $BLSetup(1^\lambda)$ to output (p, g, G, G_T, e) as the parameters of a bilinear map, where g is a generator of G . Let X be the set of active certificates issued by a certificate authority (CA), that is,

$$X = \{cert(u_i, pk_{u_i})\},$$

where pk_{u_i} is the active public key issued by the CA for the domain owner u_i . The Setup algorithm selects a random element $s \xleftarrow{R} \mathbb{Z}_p^*$ as the secret trapdoor information. The set $\{g^{s^i} | 0 \leq i \leq q\}$ is made public, where q is an upper bound on $|X|$. The accumulation function $f_s(X) : 2^{\mathbb{Z}_p^*} \rightarrow G$ gives the accumulation value $A(X)$ defined as

$$f_s(X) = A = g^{\prod_{x_i \in X} (x_i + s)}.$$

The algorithm constructs a searchTree by inserting domain owners in the lexicographic order along with other relevant data associated with each domain owner and returns $digST$ as the root digest of the searchTree. The algorithm constructs an accTree by inserting (only) the active certificates represented as set X along with their membership (in X) witnesses for different domain owners. For each active certificate $c \in X$, the membership witness w_c is computed as

$$w_c = g^{\prod_{x_j \in X: x_j \neq c} (x_j + s)} = A^{\frac{1}{c+s}}.$$

Finally, the algorithm constructs a chronTree by inserting certificates in the chronological (left-to-right) order and returns $digCT$ as the root digest of the chronTree. These data structures are discussed in Section 4.1. We note that a *collision-resistant* hash function h is used to compute the hash values in the searchTree and the chronTree. Finally, $(p, g, G, G_T, e, \{g^{s^i} | 0 \leq i \leq q\}, h, A, digCT, digST)$ is set as the public parameters PP , and the secret key is the trapdoor value s .

- **Insert**(c, sk, PP): When a new certificate $c = cert(u, pk_u)$ is issued by a CA, then it asks the log maintainer (or the certificate prover) to insert the certificate in the log structure. The new certificate c is added to the log structure (accumulator, searchTree and chronTree) as follows. The public parameters PP are updated accordingly.

- Adding c to accTree: Compute the new accumulation value A' (corresponding to the new set $X' = X \cup \{c\}$) as

$$A' = A^{(c+s)}.$$

The membership witness for c is A . For each $i \in X$, the updated membership witness is computed as

$$w'_i = w_i^{(c+s)}.$$

The accTree is updated accordingly.

- Adding c to searchTree: Search for the node corresponding to the domain owner u , if it is present, then append the new public key pk_u to the associated list of public keys for u . Otherwise, create a new node for u with the list containing only the public key pk_u and insert it in the searchTree maintaining the lexicographic order. Consequently, the root digest of the searchTree is updated as $digST'$.
 - Adding c to chronTree: Add a new node containing $(c, A', digST')$ to the right of the existing chronTree. The new root digest of the chronTree is updated as $digCT'$.
- **Revoke**(c, sk, PP): Let $c = cert(u, pk_u)$ be the certificate to be revoked. Then, the following operations are performed on the log structure, and the public parameters PP are updated accordingly.
- Removing c from accTree: Compute the new accumulation value A' (corresponding to the new set $X' = X \setminus \{c\}$) as

$$A' = A^{\frac{1}{c+s}}.$$

Remove the node corresponding to the domain owner u of certificate c from the accTree. For each $i \in X'$, the updated membership witness is computed as

$$w'_i = w_i^{\frac{1}{c+s}}.$$

The accTree is updated accordingly.

- There are no changes in the searchTree for the revocation of c . Therefore, the value of $digST$, the root digest of the searchTree, remains the same.
 - Adding a new node for the domain owner u to chronTree: Add to the right of the existing chronTree a new node containing $(c', A', digST)$, where $c' = cert(u, \text{null})$. The new root digest of the chronTree is updated as $digCT'$.
- **Query**(PP): This algorithm is run by an auditor to output a query Q . The type of the query Q is based on the type of the corresponding proof.
- Proof of presence of a certificate (Type 1): The query Q asks for a proof of whether a certificate $c = cert(u, pk_u)$ is present in the log structure.
 - Proof of absence of a certificate (Type 2): The query Q asks for a proof of whether a certificate $c = cert(u, pk_u)$ is absent in the set of active certificates, that is, $c \notin X$.
 - Proof of absence of a domain owner (Type 3): The query Q asks for a proof of whether a domain owner u is absent, that is, there are no certificates for u in the log structure.
 - Proof of extension (Type 4): The query Q asks for a proof of whether the chronTree corresponding to $digCT'$ is an extension of the chronTree corresponding to $digCT$.
 - Proof of currency (Type 5): The query Q asks for a proof of whether pk_u is the current public key of the domain owner u , that is, whether the certificate $c = cert(u, pk_u)$ is present in the set of active certificates ($c \in X$).
- **ProofGeneration**(Q, PP): Upon receiving the query Q , the certificate prover (CP) generates the corresponding proof $\Pi(Q)$ as follows.
- Proof of presence of a certificate (Type 1): Search for the certificate c in the searchTree. If a node for the domain owner u is present in the searchTree, define h_1 and h_2 to be the hash values of the children of the node (they are taken to be **null** if the node is a leaf-node). Let the sequence of data items of the nodes along the search path be

$$dataseq_{type1} = (d_1, d_2, d_3, \dots, d_r)$$

for some $r \in \mathbb{N}$, where d_1 is the data item corresponding to the node for the domain owner u , d_r is the data item corresponding to the root node, and other data items correspond to the other intermediate nodes in the search path. Let the sequence of hash values of the nodes in the *associated path* (the path containing the siblings of the nodes along the search path mentioned above) along with h_1 and h_2 be

$$hashseq_{type1} = (h_1, h_2, h(v_1), h(v_2), h(v_3), \dots).$$

Send these sequences as the corresponding proof Π .

- Proof of absence of a certificate (Type 2): Search for the certificate c in the `accTree`. If there is no node for the domain owner u in the `accTree`, then send the non-membership witness $\hat{w}_c = (w_c, v_c)$ of c , where

$$v_c = - \prod_{x \in X} (x - c) \bmod p \in \mathbb{Z}_p^*$$

and

$$w_c = g^{\frac{(\prod_{x \in X} (x+s)) + v_c}{c+s}} \in G.$$

- Proof of absence of a domain owner u (Type 3): The proof is similar to the proof of Type 1. Find the nodes in the `searchTree` corresponding to the domain owners u_1 and u_2 such that they were the neighbor (in the lexicographic ordering) nodes of the node corresponding to u if u were present in the `searchTree`, that is, $u_1 \leq u \leq u_2$ lexicographically. These nodes can be found by searching for the domain owner u in the `searchTree`, and the search ends at some leaf-node in the `searchTree`. The nodes corresponding to u_1 and u_2 reside on this search path itself, and one of them is the leaf-node (where the search ends).

Let the sequence of data items of the nodes along the search path be

$$dataseq_{type3} = (d_1, d_2, \dots, d_{r'})$$

for some $r' \in \mathbb{N}$, where d_1 is the data item corresponding to the leaf-node, $d_{r'}$ is the data item corresponding to the root node, and other data items correspond to the other intermediate nodes in the search path. Let the sequence of hash values of the nodes in the *associated path* (the path containing the sibling nodes of the nodes along the search path) be

$$hashseq_{type3} = (h(v_1), h(v_2), \dots).$$

Send $(dataseq_{type3}, hashseq_{type3})$ as the proof Π .

- Proof of extension (Type 4): Compare the `chronTree` structures corresponding to both $digCT$ and $digCT'$ and send one hash value per level of the latest `chronTree` as a proof Π . If the `chronTree` corresponding to $digCT'$ is an extension of the `chronTree` corresponding to $digCT$, then the latter `chronTree` is a subtree of the earlier `chronTree`. The proof $\Pi = (h_1, h_2, \dots)$ is the sequence of hash values of the nodes required to compute the current root digest $digCT'$ from the previous root digest $digCT$. Here, h_1 is the hash value of the sibling node of node v whose hash value is $digCT$ (that is, v is the root of the previous `chronTree`), h_2 is the hash value of the sibling node of parent node of v , and so on.
 - Proof of currency (Type 5): Search for the certificate c in the `accTree`. If c is present in the node for the domain owner u in the `accTree`, then send the membership (in X) witness w_c stored at that node.
- **Verify**(Q, Π, PP): Given the query Q and the corresponding proof Π , the auditor verifies the proof in the following way depending on the type of the proof.

- Proof of presence of a certificate (Type 1): The proof consists of the sequences of data items $dataseq_{type1} = (d_1, d_2, d_3, \dots, d_r)$ and the sequence of hash values $hashseq_{type1} = (h_1, h_2, h(v_1), h(v_2), h(v_3), \dots)$. Given these two sequences, the auditor verifies whether

$$h(\dots h(d_3, h(d_2, h(d_1, h_1, h_2), h(v_1))), h(v_2)) \dots \stackrel{?}{=} digST$$

and outputs **accept** if the equation holds; it outputs **reject**, otherwise.

- Proof of absence of a certificate (Type 2): Given the non-membership (in X) witness $\hat{w}_c = (w_c, v_c)$ for a certificate c , the value of g^s (included in PP) and the accumulation value $A = f_s(X)$, the auditor verifies whether

$$e(w_c, g^c \cdot g^s) \stackrel{?}{=} e(A \cdot g^{v_c}, g)$$

and outputs **accept** if the equation holds; it outputs **reject**, otherwise.

- Proof of absence of a domain owner (Type 3): Given the sequence of data items $dataseq_{type3} = (d_1, d_2, \dots, d_{r'})$ and the sequence of hash values $hashseq_{type3} = (h(v_1), h(v_2), \dots)$. The auditor verifies whether

$$h(\dots h(d_3, h(d_2, h(d_1), h(v_1))), h(v_2)) \dots) \stackrel{?}{=} digST$$

and outputs **accept** if the equation holds; it outputs **reject**, otherwise.

- Proof of extension (Type 4): Given the proof $\Pi = (h_1, h_2, \dots)$, the auditor verifies whether

$$h(\dots (h(h(digCT, h_1), h_2) \dots) \stackrel{?}{=} digCT'$$

and outputs **accept** if the equation holds; it outputs **reject**, otherwise.

- Proof of currency (Type 5): Given the membership (in X) witness w_c for a certificate c , the value of g^s (included in PP) and the accumulation value $A = f_s(X)$, the auditor verifies whether

$$e(w_c, g^c \cdot g^s) \stackrel{?}{=} e(A, g)$$

and outputs **accept** if the equation holds; it outputs **reject**, otherwise.

Note Once the log maintainer receives a request from a domain owner or a certificate authority for the insertion (or revocation) of a certificate, it sends a “Signed Certificate Timestamp” (SCT) to the domain owner or the CA that made the request. This SCT contains the timestamp at which the request was received. It is a “promise” that the certificate will be logged in future. The log maintainer handles these requests periodically and performs batch updates in general. We note that web users and domain owners share information that they receive from log maintainer by executing a gossip protocol [34,13].

5 Security Analysis

We assume that an auditor, a domain owner and a monitor are *honest* while a log maintainer (or certificate prover) and a certificate authority may be *dishonest*. We further assume that the log maintainer does *not* collude with the certificate authority. We analyze the security of our scheme in the following lemmas.

Lemma 1. *Let a certificate authority issue a fake certificate $c = cert(u, pk'_u)$ for a particular domain owned by u . If the certificate is not logged in the public log maintained by an honest log maintainer, then an auditor will reject the certificate.*

Proof. The above lemma holds because the auditor accepts the certificate $c = cert(u, pk'_u)$ only when it is accompanied by a proof of presence of the certificate in the log. As the certificate c is not present in the log, the log maintainer fails to provide a proof of presence of the certificate.

Lemma 2. *Let a certificate authority issue a fake certificate $c = cert(u, pk'_u)$ for a particular domain owned by u . If the certificate is present in the public log maintained by an honest log maintainer, then the domain owner will be able to immediately identify this certificate issued maliciously and to report this problem.*

Proof. As the certificate $c = cert(u, pk'_u)$ is present in the log, the domain owner u (while running a monitor on the log structure) can easily check that the new certificate (that was not requested by u) is issued for that particular domain. Therefore, the domain owner reports this problem and asks the corresponding certificate authority to revoke this particular c .

Lemma 3. *Let a log maintainer (or certificate prover) be honest. Let a dishonest certificate authority issue a fake certificate $c = cert(u, pk'_u)$ for a particular domain owned by u . If the certificate c is not present in the log, then the certificate authority fails to produce a valid proof Π of any type, except with some probability negligible in the security parameter λ .*

Proof. For this scenario, we define the security model and prove our scheme to be secure in this model.

Security Model We define the security game between the challenger (acting as the certificate prover) and the probabilistic polynomial-time adversary (acting as the certificate authority) as follows.

- The challenger executes the Setup algorithm to generate the secret information s for the bilinear-map accumulator and the public parameters PP . The public parameters are made available to the adversary.
- Given the public parameters PP , the adversary chooses a sequence of requests (of its choice) defined by $\{(\mathbf{reqtype}_i, \mathbf{metadata}_i)\}$ for $1 \leq i \leq q$ (q is polynomial in the security parameter λ). The type of each of these requests, defined by $\mathbf{reqtype}$, is an insertion (or revocation) of a certificate c or a query Q of any of the five types described above. The relevant information for each of these requests is stored in the corresponding $\mathbf{metadata}$. If the request is for an insertion (or revocation) of a certificate, the challenger performs the necessary changes in the log structure and publishes the updated public parameters PP . If the request is a query Q , the challenger generates the proof corresponding to that particular Q and sends it to the adversary.

Let PP^* be the final public parameters at the end of the security game mentioned above. The adversary generates a proof Π of one of the five types. The adversary wins the game if the proof Π is not provided by the challenger in the request phase and $\text{Verify}(Q, \Pi, PP^*) = \text{accept}$.

Security Proof Based on the security game described above, we show that an adversary in our scheme cannot win the game except with some probability negligible in the security parameter λ . To be more precise, the adversary cannot produce a valid proof of one of the following types unless it is provided by the challenger itself in the request phase.

- Proof of presence of a certificate (Type 1): A proof of this type consists of two sequences $(\text{dataseq}_{\text{type1}}, \text{hashseq}_{\text{type1}})$ in the searchTree. Since the hash function h involved in the computation of the root digest of the searchTree is *collision-resistant* and the root digest is public, the adversary fails to provide such a valid pair of sequences, except with some probability negligible in λ .
- Proof of absence of a certificate (Type 2): A proof of this type is a witness of non-membership in the accumulator set X . Since the bilinear-map accumulator used in our scheme is secure, the adversary cannot forge a proof Π showing that a certificate $c = \text{cert}(u, pk_u)$ is absent in the set X (where actually $c \in X$).
- Proof of absence of a domain owner (Type 3): The proof is similar to the proof of Type 1. A proof consists of two sequences $(\text{dataseq}_{\text{type3}}, \text{hashseq}_{\text{type3}})$ in the searchTree. Since the hash function h involved in the computation of the root digest of the searchTree is *collision-resistant* and the root digest is public, the adversary fails to forge a proof of Type 3, except with some probability negligible in λ .
- Proof of extension (Type 4): The proof of extension involves the computation of the *collision-resistant* hash function h per layer of the chronTree and checking whether the final hash value is equal to digCT . Due to the collision-resistance property of h , the adversary cannot forge a proof for extension.
- Proof of currency (Type 5): A proof of this type is a witness of membership in the accumulator set X . Since the bilinear-map accumulator used in our scheme is secure, the adversary cannot forge a proof Π showing that a certificate $c = \text{cert}(u, pk_u)$ is present in the set X (where actually $c \notin X$).

Lemma 4. *If a dishonest log maintainer maliciously provides a proof Π of any type for a certificate $c = \text{cert}(u, pk'_u)$, then an auditor or the domain owner u will be able to detect it.*

Proof. As the dishonest log maintainer has the secret trapdoor value s , it can attempt to create a false proof of currency (Type 5) or a false proof of absence (Type 2) for the certificate c by computing the corresponding witness $w_c = A^{\frac{1}{c+s}}$ or $\hat{w}_c = (w_c, v_c)$ (for any such pair satisfying $w_c = A^{\frac{1}{c+s}} \cdot g^{\frac{v_c}{c+s}}$), respectively (see the procedure Verify in Section 4.2). However, the log maintainer sends an SCT to a certificate authority or a domain owner as a “promise” for this certificate to be included later. As

this certificate was never requested to be included in the log, the domain owner can easily detect log inconsistencies while executing an efficient gossip protocol [34,13].

For the other proofs (Type 1, Type 3 and Type 4), the log maintainer cannot produce valid proofs with respect to the root digest of the searchTree or the chronTree (included in the public parameters PP). This is due to the *collision-resistance* property of the hash function h . The proof is similar to that discussed in Lemma 3.

6 Performance Analysis

6.1 Asymptotic Analysis

Let n be the total number of certificates in the log structure, t be the total number of domain owners and m be the total number of active certificates (the size of the accumulator set X).

Cost of Insertion and Revocation In the chronTree, the cost of the insertion or revocation of a certificate is $O(\log n)$ as the new leaf-node is to be inserted to the right of the chronTree and the new root digest $digCT$ is to be computed. In the searchTree, the cost of the insertion or revocation of a certificate is $O(\log t)$ since searching for the node corresponding to the particular domain owner (and computing the updated root digest $digST$) takes $O(\log t)$ time. In the accTree (maintained for the accumulator X), an insertion or revocation takes $O(m)$ time as the new membership witness is to be updated (and stored) for each element of the set X . Although the cost of revocation is $O(m)$ for the bilinear-map accumulator, we get constant size proofs related to revocation transparency with constant verification cost (discussed in the following sections). However, this trade-off is justified as revocation is done by the powerful log maintainer (or certificate prover), whereas the proof is verified by a lightweight auditor (or a monitor run by a domain owner).

Parameters of a Proof For each type of proof, we consider the following parameters: the size of the proof, the computation cost for the proof and the verification time for the proof. We compare our construction with the existing schemes for certificate transparency based on these parameters. The comparison is summarized in Table 1 (see Section 1).

- Proof of presence of a certificate (Type 1): The proof consists of the sequences $dataseq_{type1}$ and $hashseq_{type1}$ in the searchTree. The size of each of these sequences, the time taken to generate them and the time taken to verify them with respect to the root digest $digST$ — all are $O(\log t)$.
- Proof of absence of a certificate (Type 2): The size of a non-membership (in X) witness is $O(1)$. The computation time of a proof is $O(m)$ as the calculation of the non-membership witness requires $O(m)$ multiplications in \mathbb{Z}_p^* . The verification time for a proof is $O(1)$ as it involves only two pairing operations.
- Proof of absence of a domain owner (Type 3): The proof is similar to the proof of Type 1. Here, the proof consists of the sequences $dataseq_{type3}$ and $hashseq_{type3}$ in the searchTree. Thus, the size of a proof, the time taken to generate it and the time taken to verify it with respect to the root digest $digST$ — all are $O(\log t)$.
- Proof of extension (Type 4): The proof consists of the sequence (h_1, h_2, \dots) in the chronTree. The size of the sequence, the time taken to generate it and the time taken to verify it with respect to the root digest $digCT$ — all are $O(\log n)$.
- Proof of currency (Type 5): The size of a membership (in X) witness is $O(1)$. The search for a node containing the certificate c in the accTree takes $O(\log m)$ time, and it takes $O(1)$ time to retrieve the precomputed witness w_c stored at that node. Thus, the computation time of a proof is $O(\log m)$. The verification time for a proof is $O(1)$ as it involves only two pairing operations.

6.2 Performance Evaluation

Bilinear Setting and Hash Function In general setting, we take the bilinear pairing function $e : G_1 \times G_2 \rightarrow G_T$ with parameters $(p, g_1, g_2, G_1, G_2, G_T)$, where $|G_1| = |G_2| = |G_T| = p = \Theta(2^{2\lambda})$ and g_1, g_2 are generators of the groups G_1 and G_2 , respectively. We take $\lambda = 128$. Practical constructions

of pairings are done on elliptic (or hyperelliptic) curves defined over a finite field. We write $E(\mathbb{F}_q)$ to denote the set of points on an elliptic curve E defined over the finite field \mathbb{F}_q . Then G_1 is taken as a subgroup of $E(\mathbb{F}_q)$, G_2 is taken as a subgroup of $E(\mathbb{F}_{q^{k'}})$ and G_T is taken as a subgroup of $\mathbb{F}_{q^{k'}}^*$, where k' is the embedding degree [25,21,36]. For the value of the security parameter λ up to 128, Barreto-Naehrig (BN) curves [4,19] are suitable for our scheme. In this setting, each of the elements of \mathbb{Z}_p^* and G_1 is of size 256 bits. We use SHA-256 as the *collision-resistant* hash function h used to compute the root digests corresponding to the chronTree and the searchTree.

Size of a Proof We calculate the size (in bits) of each type of proof as follows.

- Proof of presence of a certificate (Type 1): If SHA-256 is used as the hash function h , then the size of $hashseq_{type1}$ is at most $256 \log t$ bits. Let the size of the data item stored in each node of the searchTree be denoted by $|data|$. Then, $|data| \approx N \cdot pk_{size}$, where N is the maximum size of the list of public keys stored corresponding to a domain owner and pk_{size} is the size of a public key. Thus, the size of a proof (in bits) is $\log t(256 + N \cdot pk_{size})$, where t is the number of domain owners (or nodes) present in the searchTree.
- Proof of absence of a certificate (Type 2): The size of a proof is 512 bits as the size of a non-membership (in X) witness $\hat{w}_c = (w_c \in G_1, v_c \in \mathbb{Z}_p^*)$ is 512 bits.
- Proof of absence of a domain owner (Type 3): The proof is similar to the proof of Type 1. Thus, the size of a proof is $\log t(256 + \log t + N \cdot pk_{size})$ bits, where t is the number of domain owners (or nodes) present in the searchTree.
- Proof of extension (Type 4): The proof consists of a sequence of hash values in the chronTree. Therefore, for SHA-256 used as the hash function h , the size of a proof is at most $256 \log n$ bits, where n is the number of certificates present in the chronTree.
- Proof of currency (Type 5): The size of a proof is 256 bits as the size of a membership (in X) witness $w_c \in G_1$ is 256 bits.

Cost of Verification of a Proof For the timing analysis of the pairing operations, we use Panda, a recent software framework for *Pairings and Arithmetic* developed by Chuengsatiansup *et al.* [14]. The cycle-counts of a pairing operation (Ate pairing) for a 128-bit secure, Type-3 pairing framework involving a pairing-friendly BN curve is 3832644 (taken as the median of 10000 measurements on a 2.5 GHz Intel Core i5-3210M processor [14]). These many cycles take approximately 1.53 milliseconds on this processor. On the other hand, we estimate the time taken, on a 2.5 GHz Intel Core i5-3210M processor, to compute SHA-256 from *eBASH*, a benchmarking project for hash functions [8].

- Proof of presence of a certificate (Type 1): The proof consists of the sequences $dataseq_{type1}$ and $hashseq_{type1}$ in the searchTree. The number of hashes performed for the verification is at most $\log t$. Each hash is performed on a message of the form (d, h_1, h_2) , where d is the data item associated with a node and h_1 (or h_2) is the hash value of the left (or right) child of the node. Let the size of the data item stored in each node of the searchTree be denoted by $|data|$. Then, $|data| \approx N \cdot pk_{size}$, where N is the maximum size of the list of public keys stored corresponding to a domain owner and pk_{size} is the size of a public key. For SHA-256 used as the hash function h , the size of h_1 (or h_2) is 256 bits. Therefore, the size of the message input to the hash function h is given by $hash_{in} = (512 + |data|)$ bits. For long messages, computing a single hash value takes 12.71 cycles per byte of the message on a 2.5 GHz Intel Core i5-3210M processor [8]. Consequently, computing each hash value requires $(hash_{in} \cdot (1.59))$ cycles (approximately) that, in turn, takes around $(hash_{in} \cdot (0.64) \cdot 10^{-6})$ milliseconds on this processor. Thus, the total time required for the verification of a proof is around $(\log t \cdot hash_{in} \cdot (0.64) \cdot 10^{-6})$ milliseconds.
- Proof of absence of a certificate (Type 2): The cost of verification of a proof is 3.06 milliseconds as the verification requires two pairing operations.
- Proof of absence of a domain owner (Type 3): The proof is similar to that of Type 1. Thus, the time required for the verification of a proof is around $(\log t \cdot hash_{in} \cdot (0.64) \cdot 10^{-6})$ milliseconds.
- Proof of extension (Type 4): The proof consists of a sequence of hash values in the chronTree. If SHA-256 is used as the hash function h , then the size of the input to h is 512 bits (the

hash values of two children). The total number of hashes to be performed is at most $\log n$, where n is the number of certificates present in the `chronTree`. For messages of length 64 bytes, computing a single hash value takes 29.94 cycles per byte of the message on a 2.5 GHz Intel Core i5-3210M processor [8]. Thus, the total time required for the verification of a proof is around $(\log n \cdot 64 \cdot (11.98) \cdot 10^{-6})$ milliseconds.

- Proof of currency (Type 5): The cost of verification of a proof is 3.06 milliseconds as the verification requires two pairing operations.

7 Conclusion

We have developed a scheme which is an extended version of the existing certificate transparency schemes. Some of the proofs in our scheme enjoy constant proof-size and constant verification cost. Apart from handling the existing proofs efficiently, we have introduced a new proof confirming the absence of a particular certificate in the log structure. We have also analyzed the security of our scheme. Finally, we have provided a thorough performance evaluation of our scheme.

8 Acknowledgments

This project has been made possible in part by a gift from the NetApp University Research Fund, a corporate advised fund of Silicon Valley Community Foundation.

References

1. Alicherry, M., Keromytis, A.D.: Doublecheck: Multi-path verification against man-in-the-middle attacks. In: IEEE Symposium on Computers and Communications - ISCC 2009. pp. 557–563 (2009)
2. Amann, B., Vallentin, M., Hall, S., Sommer, R.: Revisiting SSL: A large-scale study of the internet's most trusted protocol. Tech. rep., International Computer Science Institute, Berkeley (2012), http://www.icsi.berkeley.edu/pubs/techreports/ICSI_TR-12-015.pdf
3. Barić, N., Pfitzmann, B.: Collision-free accumulators and fail-stop signature schemes without trees. In: Advances in Cryptology - EUROCRYPT 1997. pp. 480–494 (1997)
4. Barreto, P., Naehrig, M.: Pairing-friendly elliptic curves of prime order. In: Preneel, B., Tavares, S. (eds.) Selected Areas in Cryptography - SAC 2006, Lecture Notes in Computer Science, vol. 3897, pp. 319–331. Springer Berlin Heidelberg (2006)
5. Basin, D.A., Cremers, C.J.F., Kim, T.H., Perrig, A., Sasse, R., Szalachowski, P.: ARPKI: Attack resilient public-key infrastructure. In: Proceedings of the 2014 ACM SIGSAC Conference on Computer and Communications Security, Scottsdale, AZ, USA, November 3–7, 2014. pp. 382–393 (2014)
6. Bechtold, S., Perrig, A.: Accountability in future internet architectures. *Commun. ACM* 57(9), 21–23 (2014), <http://doi.acm.org/10.1145/2644146>
7. Benaloh, J.C., de Mare, M.: One-way accumulators: A decentralized alternative to digital signatures (extended abstract). In: Advances in Cryptology - EUROCRYPT 1993. pp. 274–285 (1993)
8. Bernstein, D.J., Lange, T.: eBASH: ECRYPT benchmarking of all submitted hashes, <http://bench.cr.yp.to/ebash.html>
9. Bonneau, J.: EthIKS: Using ethereum to audit a coniks key transparency log. In: BITCOIN '16: 3rd Workshop on Bitcoin and Blockchain Research. Barbados (2016)
10. Brewster, T.: Diginotar goes bankrupt after hack (2011), <http://www.itpro.co.uk/636244/diginotar-goes-bankrupt-after>
11. Camenisch, J., Lysyanskaya, A.: Dynamic accumulators and application to efficient revocation of anonymous credentials. In: Advances in Cryptology - CRYPTO 2002. pp. 61–76 (2002)
12. Caronni, G.: Walking the web of trust. In: IEEE International Workshops on Enabling Technologies: Infrastructure for Collaborative Enterprises - WETICE 2000. pp. 153–158 (2000)
13. Chuat, L., Szalachowski, P., Perrig, A., Laurie, B., Messeri, E.: Efficient gossip protocols for verifying the consistency of certificate logs. In: 2015 IEEE Conference on Communications and Network Security, CNS 2015, Florence, Italy, September 28–30, 2015. pp. 415–423 (2015)
14. Chuengsatiansup, C., Naehrig, M., Ribarski, P., Schwabe, P.: Panda: Pairings and arithmetic. In: Cao, Z., Zhang, F. (eds.) Pairing-Based Cryptography - Pairing 2013, Lecture Notes in Computer Science, vol. 8365, pp. 229–250. Springer International Publishing (2014)
15. Damgård, I., Triandopoulos, N.: Supporting non-membership proofs with bilinear-map accumulators. IACR Cryptology ePrint Archive 2008, 538 (2008), <http://eprint.iacr.org/2008/538>

16. Derler, D., Hanser, C., Slamanig, D.: Revisiting cryptographic accumulators, additional properties and relations to other primitives. In: Topics in Cryptology - CT-RSA 2015, The Cryptographer's Track at the RSA Conference 2015. pp. 127–144 (2015)
17. Dowling, B., Günther, F., Herath, U., Stebila, D.: Secure logging schemes and certificate transparency. In: ESORICS 2016, Vienna, Austria, October 24–28 (2016)
18. Eckersley, P., Burns, J.: Is the SSLiverse a safe place? Chaos Communication Congress (2010), <https://www.eff.org/files/ccc2010.pdf>
19. Freeman, D., Scott, M., Teske, E.: A taxonomy of pairing-friendly elliptic curves. Journal of Cryptology 23(2), 224–280 (2010)
20. Fromknecht, C., Velicanu, D., Yakoubov, S.: CertCoin: A NameCoin based decentralized authentication system. Tech. rep., Massachusetts Institute of Technology, MA, USA. 6.857 Class Project (2014), <https://courses.csail.mit.edu/6.857/2014/files/19-fromknecht-velicann-yakoubov-certcoin.pdf>
21. Galbraith, S.D., Paterson, K.G., Smart, N.P.: Pairings for cryptographers. Discrete Applied Mathematics 156(16), 3113–3121 (Sep 2008)
22. Google: Certificate transparency, <https://www.certificate-transparency.org/>
23. Google: How certificate transparency works, <https://www.certificate-transparency.org/how-ct-works>
24. Kim, T.H., Huang, L., Perrig, A., Jackson, C., Gligor, V.D.: Accountable key infrastructure (AKI): A proposal for a public-key validation infrastructure. In: 22nd International World Wide Web Conference, WWW '13, Rio de Janeiro, Brazil, May 13–17, 2013. pp. 679–690 (2013)
25. Kobitz, N., Menezes, A.: Pairing-based cryptography at high security levels. In: Smart, N. (ed.) Cryptography and Coding, Lecture Notes in Computer Science, vol. 3796, pp. 13–36. Springer Berlin Heidelberg (2005)
26. Langley, A.: Public key pinning. Imperial Violet: Adam Langley's Weblog (2011), <https://www.imperialviolet.org/2011/05/04/pinning.html>
27. Laurie, B., Langley, A., Kasper, E.: Certificate transparency (June 2013), <https://tools.ietf.org/html/rfc6962>
28. Li, J., Li, N., Xue, R.: Universal accumulators with efficient nonmembership proofs. In: International Conference on Applied Cryptography and Network Security - ACNS 2007. pp. 253–269 (2007)
29. Marlinspike, M.: Trust assertions for certificate keys. Internet Draft (2013), <http://tack.io/draft.html>
30. Matsumoto, S., Szalachowski, P., Perrig, A.: Deployment challenges in log-based PKI enhancements. In: Proceedings of the Eighth European Workshop on System Security, EuroSec 2015, Bordeaux, France, April 21, 2015. pp. 1:1–1:7 (2015), <http://doi.acm.org/10.1145/2751323.2751324>
31. Melara, M.S., Blankstein, A., Bonneau, J., Felten, E.W., Freedman, M.J.: CONIKS: Bringing key transparency to end users. In: 24th USENIX Security Symposium, USENIX Security 15, Washington, D.C., USA, August 12–14, 2015. pp. 383–398 (2015)
32. Merkle, R.C.: A certified digital signature. In: Brassard, G. (ed.) Advances in Cryptology - CRYPTO 1989, Lecture Notes in Computer Science, vol. 435, pp. 218–238. Springer New York (1990)
33. Nguyen, L.: Accumulators from bilinear pairings and applications. In: Topics in Cryptology - CT-RSA 2005, The Cryptographer's Track at the RSA Conference 2005. pp. 275–292 (2005)
34. Nordberg, L., Gillmor, D., Ritter, T.: Gossiping in CT (2015), <https://tools.ietf.org/html/draft-ietf-trans-gossip-00>
35. Ryan, M.D.: Enhanced certificate transparency and end-to-end encrypted mail. In: 21st Annual Network and Distributed System Security Symposium - NDSS 2014 (2014), <http://www.internetsociety.org/doc/enhanced-certificate-transparency-and-end-end-encrypted-mail>
36. Smart, N.P., Vercauteren, F.: On computable isomorphisms in efficient asymmetric pairing-based systems. Discrete Applied Mathematics 155(4), 538–547 (Feb 2007)
37. Wendlandt, D., Andersen, D.G., Perrig, A.: Perspectives: Improving SSH-style host authentication with multi-path probing. In: 2008 USENIX Annual Technical Conference. pp. 321–334 (2008)
38. Wikipedia: Web of trust, https://en.wikipedia.org/wiki/Web_of_trust
39. Wilson, D., Ateniese, G.: From pretty good to great: Enhancing PGP using Bitcoin and the blockchain. In: International Conference on Network and System Security, NSS. pp. 368–375 (2015), http://dx.doi.org/10.1007/978-3-319-25645-0_25