

A Time-spectral Approach to Numerical Weather Prediction

Jan Scheffel^{a,*}, Kristoffer Lindvall^a, Hiu Fai Yik^b

^a*Department of Fusion Plasma Physics, School of Electrical Engineering
KTH Royal Institute of Technology, Stockholm, Sweden*

^b*Hong Kong University of Science and Technology,
Clear Water Bay, Kowloon, Hong Kong*

Abstract

Finite difference methods are traditionally used for modelling the time domain in numerical weather prediction (NWP). Time-spectral solution is an attractive alternative for reasons of accuracy and efficiency and because time step limitations associated with causal, CFL-like criteria are avoided. In this work, the Lorenz 1984 chaotic equations are solved using the time-spectral algorithm GWRM. Comparisons of accuracy and efficiency are carried out for both explicit and implicit time-stepping algorithms. It is found that the efficiency of the GWRM compares well with these methods, in particular at high accuracy. For perturbative scenarios, the GWRM was found to be as much as four times faster than the finite difference methods. A primary reason is that the GWRM time intervals typically are two orders of magnitude larger than those of the finite difference methods. The GWRM has the additional advantage to produce analytical solutions in the form of Chebyshev series expansions. The results are encouraging for pursuing further studies, including spatial dependence, of the relevance of time-spectral methods for NWP modelling.

Keywords: Time-spectral; spectral; weighted residual methods; NWP; Chebyshev.

*Jan Scheffel.

E-mail address: jan.scheffel@ee.kth.se

1. Introduction

1.1. Lorenz 1984 Model

The study of atmospheric dynamics is challenging due to its complex and chaotic nature. Lorenz [1] proposed in 1984 a simplified model for representing Hadley circulation of air in the atmosphere:

$$\frac{dX}{dt} = -Y^2 - Z^2 - aX + aF \quad (1)$$

$$\frac{dY}{dt} = XY - bXZ - Y + G \quad (2)$$

$$\frac{dZ}{dt} = bXY + XZ - Z \quad (3)$$

The equations are, in his words, "the simplest model capable of representing an unmodified or modified Hadley circulation, determining its stability, and, if it is unstable, representing a stationary or migratory disturbance" [1]. Lorenz uses the variable X to represent the intensity of the symmetric globe-encircling westerly wind current, and also the poleward temperature gradient. The variables Y and Z represent the cosine and sine phase of a chain of superposed large-scale eddies. The parameters a , b , F and G may be chosen within certain bounds.

The model demonstrates chaotic behaviour for certain sets of parameters. In want of analytical solutions, initial-value problems are traditionally solved purely numerically by the use of finite steps in the temporal domain. The time steps of explicit time advance methods for general, space-dependent problems are restricted to small values through constraints such as the Courant-Friedrichs-Lewy (CFL) condition, and implicit schemes require time-consuming matrix operations at each time step. Semi-implicit methods allow large time steps and more efficient matrix inversions than those of implicit methods, but may feature limited accuracy. In this work we suggest an alternative, time-spectral approach for solution of equations (1)-(3).

1.2. Generalized Weighted Residual Method

The Generalized Weighted Residual Method (GWRM) differs from traditional spectral methods for initial-value problems [2] in that also the time domain is treated spectrally [3]. As a result the GWRM eliminates grid causality conditions such as the CFL condition, being associated with time stepping algorithms. Although the problems to be solved are assumed causal,

the method is acausal in the sense that the time dependence is calculated by a global minimization procedure (the weighted residual formalism) acting on the time integrated problem. Recall that in standard WRM [4], initial value problems are transformed into a set of coupled ordinary, linear or non-linear, differential equations for the time-dependent expansion coefficients. These are solved using finite differencing techniques.

The GWRM enables semi-analytical solutions; finite approximate solutions are obtained as analytical Chebyshev expansions. Not only temporal and spatial, but also a physical parameter domain may be treated spectrally, being of interest for carrying out scaling dependence in a single computation. Chebyshev polynomials are used for the spectral representation. These have several desirable qualities. They converge rapidly to the approximated function, they are real and can straightforwardly be converted to ordinary polynomials and vice versa, their minimax property guarantees that they are the most economical polynomial representation, they can be used for non-periodic boundary conditions (being problematic for Fourier representations) and they are particularly apt for representing boundary layers where their extrema are locally dense [3].

In standard text books on spectral methods for differential equations, time-spectral methods are usually touched upon only briefly and dismissed on the grounds that they are expensive [5, 6]. Historically, a number of authors have investigated various suggestions for and aspects of spectral methods in time. In 1979 a pseudo-spectral method, based on iterative calculation and an approximate factorization of the given equations, was suggested in [7]. Also, some early ideas were not developed further by Peyret and Taylor in [8].

In 1986 and 1989, Tal-Ezer [9, 10], proposed time-spectral methods for linear, periodic hyperbolic and parabolic equations, respectively, using a polynomial approximation of the evolution operator in a Chebyshev least square sense. Periodicity was assumed for the spatial domain through use of the Fourier spectral approximation. The method extends the traditional $\Delta t = O(1/N^2)$ stability criterion for explicit algorithms, where the space resolution parameter $N = O(1/\Delta x)$, to higher efficiency resulting in the stability condition $\Delta t = O(1/N)$. This approach to extend the time step in explicit methods was further studied in [11]. The method is not widely used; a reason for this may be its complexity and its restriction to certain classes of problems. Later, Luo extended the method to more general boundary conditions and multiple spatial dimensions [12].

Ierley et al. [13] solved a class of nonlinear parabolic partial differential equations with periodic boundary conditions using a Fourier representation in space and a Chebyshev representation in time. Similarly as for the GWRM, the Burger equation and other problems were solved with high resolution. Tang and Ma [14] also used a spatial Fourier representation for solution of parabolic equations, but introduced Legendre Petrov-Galerkin methods for the temporal domain.

In 1994, Bar-Yoseph et al [15, 16] used space-time spectral element methods for solving one-dimensional nonlinear advection-diffusion problems and second order hyperbolic equations. Chebyshev polynomials were later employed in space-time least-squares spectral element methods [17].

A theoretical analysis of Chebyshev solution expansion in time and one-dimensional space, for equal spectral orders, was given in [18]. The minimized residuals employed were however different from those of the GWRM.

More recently Dehghan and Taleei [19] found solutions to the non-linear Schrödinger equation, using a time-space pseudo-spectral method where the basis functions in time and space were constructed as a set of Lagrange interpolants.

Time-spectral methods feature high order accuracy in time. For implicit finite difference methods, deferred correction may provide high order temporal accuracy [20, 21]. A relatively recent approach to increase the temporal efficiency of finite difference methods is time-parallelization via the parareal algorithm [22]. This method, however, features rather low parallel efficiency and improvements have been suggested, for example the use of spectral deferred corrections [23].

An interesting Jacobian-free Newton-Krylov method for implicit time-spectral solution of the compressible Navier-Stokes equations has recently been put forth by Attar [24].

A time-spectral method for periodic unsteady computations, using a Fourier representation in time, was suggested in [25] and further developed in [26] and [27]. A generalization to quasi-periodic problems was developed in [28].

In summary, although time-spectral methods have been explored in various forms by several authors during the last few decades, and were found to be highly accurate, the GWRM as described in [3] has not been pursued. The present work contributes to the evaluation of this method.

The structure of the paper is as follows. In section 2 we briefly review the general GWRM formalism for solving a set of pde's but subsequently restrict

us to a discussion of an optimized solution of the ode's (1)-(3). A major goal of this study is to evaluate possible advantages of the GWRM in relation to finite difference methods (FDM). Thus a comparative numerical study of convergence, accuracy, and efficiency for short time interval solutions are presented in section 3. We have selected the explicit fourth order Runge-Kutta method (RK4) to represent efficient FDM. Comparisons will also be made with the implicit second order Lobatto IIIA (trapezoidal rule) and fourth order Lobatto IIIC methods, the latter being particularly apt for stiff problems [29]. The chaotic character of the Lorenz equations is predominant in longer time calculations. In section 4 we determine long time accuracy and efficiency as well as the Liapunov exponent for the scenario studied here, employing both the RK4 and the GWRM. In section 5 the predictability of the GWRM is studied. We find that the efficiency of the GWRM compares well with and may exceed that of the RK4 method. A discussion follows in section 6 and conclusions are given in section 7.

2. GWRM formalism

The GWRM [3] solves a system of initial-value partial differential equations

$$\frac{\partial \mathbf{u}}{\partial t} = D\mathbf{u} + f \quad (4)$$

Here D denotes a linear or nonlinear matrix differential operator that may depend on physical variables (t , \mathbf{x} , and \mathbf{u}) as well as on physical parameters (denoted \mathbf{p}), and $f=f(t, \mathbf{x}; \mathbf{p})$ is a known source or forcing term. An approximate solution ansatz is assumed as a truncated multivariate series of first kind Chebyshev polynomials T , which becomes

$$\mathbf{u}(t, x; p) = \sum_{q=0}^Q \sum_{r=0}^R \sum_{s=0}^S \mathbf{a}_{qrs} T_q(\tau) T_r(\xi) T_s(P) \quad (5)$$

for the case of one spatial dimension x and one parameter p . The coefficients \mathbf{a}_{qrs} of this analytical expression are obtained from the Galerkin weighted residual method. For a single differential equation in u it involves integration

$$\int_{t_0}^{t_1} \int_{x_0}^{x_1} \int_{p_0}^{p_1} RT_q(\tau) T_r(\xi) T_s(P) w_t w_x w_p dt dx dp = 0 \quad (6)$$

over the entire computational domain and solution for all indices q, r, s . The following weight factors are used [30]:

$$w_t = (1 - \tau^2)^{\frac{1}{2}}, w_x = (1 - \xi^2)^{\frac{1}{2}}, w_p = (1 - P^2)^{\frac{1}{2}} \quad (7)$$

R is the residual of the approximation [4], defined as

$$R = u(t, x; p) - \left(u(t_0, x; p) + \int_{t_0}^t (Du + f) dt' \right) \quad (8)$$

and τ, ξ and P are given by (z can be any of t, x or p and z_0 and z_1 represent interval boundaries.)

$$\tau = \frac{t - A_t}{B_t}, \xi = \frac{x - A_x}{B_x}, P = \frac{p - A_p}{B_p}, \quad (9)$$

$$A_z = \frac{z_1 + z_0}{2}, B_z = \frac{z_1 - z_0}{2} \quad (10)$$

Carrying out the integrations in equation (6), the following system of algebraic equations results for the Chebyshev coefficients:

$$a_{qrs} = 2\delta_{q0}b_{rs} + A_{qrs} + F_{qrs} \quad (11)$$

for which b_{rs} are the Chebyshev coefficients of the initial condition, and A_{qrs} are obtained from the expansion

$$\int_{t_0}^t Du dt' = \sum_{q=0}^Q \sum_{r=0}^R \sum_{s=0}^S A_{qrs} T_q(\tau) T_r(\xi) T_s(P) \quad (12)$$

showing that equation (11) is a linear/nonlinear equation in the parameters a_{qrs} depending on the form of equation (4). The coefficients F_{qrs} are obtained by a similar procedure to that in (12). Boundary conditions enter by replacing high-end r indexed coefficients of (11) with corresponding spectral boundary equations. For the system of ode's (1)-(3), the forcing term and boundary conditions are not applicable and equations (11)-(12) are replaced by

$$\mathbf{a}_q = 2\delta_{q0}\mathbf{b} + \mathbf{A}_q \quad (13)$$

$$\mathbf{b} = (X(0), Y(0), Z(0)), \quad \int_{t_0}^t D\mathbf{u} dt' = \sum_{q=0}^Q \mathbf{A}_q T_q(\tau) \quad (14)$$

where the array \mathbf{a}_q contains the Chebyshev coefficients of all X , Y and Z variables.

To iteratively solve the system of non-linear algebraic equations for the Chebyshev coefficients in the GWRM, a semi-implicit root-solver (SIR) has been developed [31]. This solver has better global convergence characteristics than Newton's method and avoids landing on local minima, as may occur when employing Newton's method with line-search. In GWRM applications, the handling of matrix equations in SIR for solution of equations (11) or (13) is the bottleneck both in terms of memory use and efficiency. In unoptimized cases, memory scales with the total number of Chebyshev coefficients to the second power, here as $(3(Q+1))^2$, and the number of operations scales to the third power, here $(3(Q+1))^3$. There exist, however, optimizing methods not touched upon here to reduce these scalings substantially.

For the present ode's to be solved, the maximum Chebyshev order Q will be 10 or less, so that the main factor governing efficiency is rather the rate of convergence, determined by the number of SIR iterations which, in turn, depend on the length of the time interval used. A single GWRM solution for temporal domains exceeding about two Lorenz time units can generally not be computed due to the complexity of the present equations and the spurious roots that are generated by the nonlinear algebraic terms obtained by transforming equations (1)-(3) to equation (13). The time domain is thus divided into a number of partially overlapping subintervals of typical length 0.5-2 Lorenz time units. End conditions at each time interval are used as initial conditions for the subsequent interval. The solutions are finally joined to constitute a piece-wise analytical solution for the entire time domain. It should be noted that the lengths of the time intervals exceed the length of finite difference time steps with orders of magnitude. In this work, GWRM time intervals are typically a factor 100 longer than the RK4 time steps for comparable accuracy.

Furthermore, the GWRM code employed here uses an adaptive algorithm to control the length of each time interval in order to guarantee convergence. If the accuracy requirements are not fulfilled, a shorter time interval will be chosen and the coefficients will be recalculated. The amount of overlap between subsequent time domains can be arbitrarily chosen in order to provide optimized two-point contact and enhanced convergence.

Generally, the convergence of iterative solvers like SIR are strongly dependent on the choice of starting conditions. An important property of the GWRM is that convergence is guaranteed as the time interval is decreased.

This is because the solution then approaches the initial state, the coefficients of which are used as initial iterate for SIR. Moreover we will see that for simulations that are performed as perturbations of a "base run", use of the latter solution as initial state significantly reduces the number of required SIR iterations. The GWRM efficiency then exceeds that of RK4 and implicit methods by a wide margin.

3. Convergence, accuracy, and efficiency

We are interested in solving equations (1)-(3) accurately for long times up to some 100 time units. Consequently it is of interest to optimize the GWRM solution in individual time intervals. We may thus ask: is it preferable to use higher order approximations in long time intervals rather than to use lower order approximations in shorter intervals? To find out, we solve equations (1)-(3) for $a = 0.25$, $b = 4.0$, $F = 8.0$ and $G = 1.0$, which parameters correspond to chaotic behaviour. The initial conditions used are well inside the attractor domain; $(X(0), Y(0), Z(0)) = (0.96, -1.1, 0.5)$. A corresponding GWRM solution for the time interval $[0, 30]$ is shown in FIG. 1.

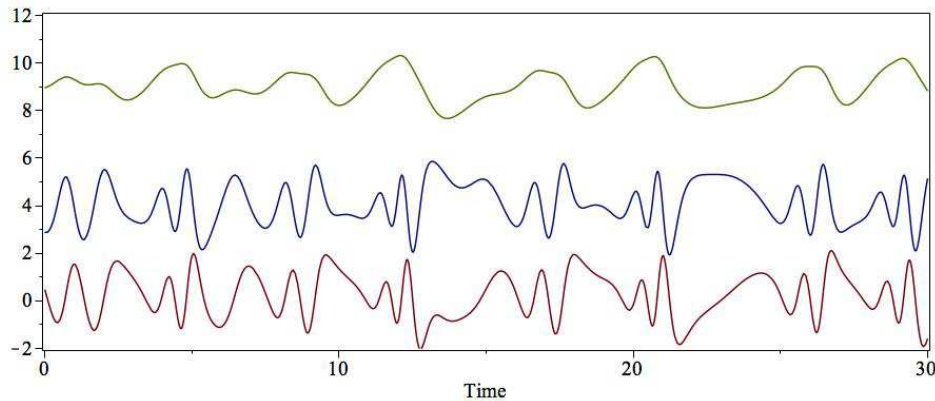


Figure 1: GWRM solution of Lorenz equations (1)-(3) for initial values $(X(0), Y(0), Z(0)) = (0.96, -1.1, 0.5)$ and parameters $a = 0.25$, $b = 4.0$, $F = 8.0$ and $G = 1.0$. From top to bottom; $X(t) + 8, Y(t) + 4, Z(t)$. The time domain was divided into $N = 71$ subintervals during the time-adaptive computation.

In order to control GWRM accuracy we primarily need to consider the parameters used in SIR, the accuracy of which is essentially determined by three parameters. The first is the round-off error which, for the Maple computations of this paper, is globally set to 10^{-14} . Second, a parameter tol

governs the mean absolute difference between successively iterated Chebyshev coefficients. Third, a parameter ϵ controls the numerical ratio between the highest and lowest two mode number Chebyshev coefficients (absolute values); this ratio is small for well resolved solutions.

In TABLE 1 approximate maximum time interval lengths, corresponding to convergent GWRM solutions, are shown for different Chebyshev orders Q . CPU times for each case are also given. We have here set $tol = 10^{-5}$. SIR is run in standard mode, without sub-iterations; see [31]. The convergence of Newton's method would be insufficient for some of these cases. When solving for longer time intervals than those of TABLE 1, the GWRM may still converge but to spurious solutions that are not causally related to the initial conditions assumed. For the same reason, values of Q beyond 8 do not result in convergent solutions in longer time intervals. We can now answer the question posed above; it is usually more efficient to employ lower values of Q in time subintervals of some optimized length than to use a higher value in a single interval with the same total length.

Table 1: Maximum time interval lengths allowing GWRM convergence, and corresponding CPU times in seconds.

| Q | Time interval | CPU time |
|-----|---------------|----------|
| 4 | 1.0 | 0.031 |
| 5 | 1.3 | 0.046 |
| 6 | 1.6 | 0.047 |
| 7 | 1.9 | 0.047 |
| 8 | 2.0 | 0.062 |
| 9 | 1.7 | 0.062 |
| 10 | 1.8 | 0.078 |

We need also to consider accuracy. In order to determine the values required of the parameters Q , tol and ϵ for a certain accuracy, comparisons with highly accurate solutions of (1)-(3) should be carried out. The solutions are obtained from Maple's built-in ode solver dsolve, for which we have set the relative error to 10^{-10} . A series of computations have been made for the time interval $[0, 2]$. The automatic time-adaptive algorithm, here using a time interval overlap of length 10^{-8} time units, checks for convergence. If convergence is not obtained, the time interval is halved. Every M th interval,

where M can be set (it is here 10), the code attempts to extend the time interval by a given factor, here 1.5. Obtained accuracy, in terms of maximum error of either of the X , Y , or Z variables, are displayed in TABLE 2. Again we have set $tol = 10^{-5}$. The number of time subintervals used is denoted by N .

Table 2: Maximum GWRM absolute error of X, Y, Z at $t = 2$ for $tol = 10^{-5}$.

| ϵ | Q | N | CPU time | Error |
|------------|-----|-----|----------|----------------------|
| 10^{-1} | 4 | 7 | 0.078 | 7.9×10^{-2} |
| 10^{-1} | 6 | 3 | 0.062 | 1.6×10^{-2} |
| 10^{-1} | 8 | 3 | 0.078 | 5.6×10^{-5} |
| 10^{-1} | 10 | 3 | 0.109 | 5.6×10^{-5} |
| 10^{-2} | 4 | 12 | 0.109 | 1.9×10^{-2} |
| 10^{-2} | 6 | 3 | 0.078 | 1.6×10^{-2} |
| 10^{-2} | 8 | 3 | 0.094 | 1.1×10^{-3} |
| 10^{-2} | 10 | 3 | 0.109 | 5.6×10^{-5} |
| 10^{-3} | 4 | 28 | 0.218 | 1.7×10^{-3} |
| 10^{-3} | 6 | 7 | 0.125 | 3.1×10^{-4} |
| 10^{-3} | 8 | 3 | 0.078 | 1.1×10^{-3} |
| 10^{-3} | 10 | 3 | 0.110 | 5.6×10^{-5} |
| 10^{-5} | 4 | 176 | 0.998 | 1.2×10^{-5} |
| 10^{-5} | 6 | 18 | 0.250 | 1.5×10^{-5} |
| 10^{-5} | 8 | 7 | 0.156 | 1.2×10^{-6} |
| 10^{-5} | 10 | 7 | 0.250 | 6.8×10^{-7} |
| 10^{-5} | 12 | 3 | 0.140 | 2.9×10^{-6} |

It is seen that, as far as accuracy is concerned, low Q values are undesirable. In order to satisfy the ϵ criterion, the corresponding solutions need a large number of time subintervals and are thus costly. The solution error at the end of the computation ("Error" in TABLE 2) need be of order 10^{-3} for the computations of sections IV-V of this study. Thus Q -values in the range of 8-10 are found to be optimal with respect to both accuracy and efficiency. The root solver SIR is here best run in Newton mode to reduce the number of iterations required. The initial time interval is set to $[0, 2/N_t]$ with $N_t = 3$.

Next, we compare with the RK4 method. The single parameter that

controls accuracy is the step length parameter h . In TABLE 3 the maximum absolute error of X, Y, Z at $t = 20$ is computed for various step lengths. Corresponding results for the GWRM are displayed for different values of ϵ and tol (with $N_t = 50$) in TABLE 4 and TABLE 5 respectively. It is seen that for low accuracy RK4 is somewhat more efficient than GWRM. For higher accuracy (better than 10^{-3}) the GWRM is more efficient than RK4. This is particularly pronounced when the time overlap ("handshaking") procedure in GWRM is omitted. It should be noted that similar results as in TABLE 4 and TABLE 5 are obtained when the initial conditions $(X(0), Y(0), Z(0))$ are varied. The results are thus representative.

RK4 is an explicit method. Are implicit algorithms like the second-order Trapezoid or the fourth-order Lobatto IIIC methods possibly more efficient? In TABLES 6 and 7 we show results for these methods for the same step lengths that were used for RK4 in TABLE III. It is seen that both methods are more costly than RK4 and GWRM for the same accuracy. The Lobatto IIIC method is more than an order of magnitude slower.

Table 3: RK4 method maximum absolute error of X, Y, Z at $t = 20$.

| h | Steps | CPU time | Error |
|-------|-------|----------|----------------------|
| 0.1 | 200 | 0.21 | 1.3×10^0 |
| 0.05 | 400 | 0.41 | 1.5×10^{-1} |
| 0.02 | 1000 | 1.01 | 4.8×10^{-3} |
| 0.01 | 2000 | 1.96 | 3.2×10^{-4} |
| 0.005 | 4000 | 3.91 | 5.7×10^{-5} |

Table 4: GWRM maximum absolute error of X, Y, Z at $t = 20$ for $tol = 10^{-5}$.

| ϵ | Q | N | CPU time | Error |
|------------|-----|-----|----------|----------------------|
| 10^{-1} | 6 | 38 | 0.48 | 9.1×10^{-1} |
| 10^{-1} | 8 | 37 | 0.80 | 1.8×10^{-1} |
| 10^{-1} | 10 | 37 | 1.12 | 5.5×10^{-3} |
| 10^{-2} | 6 | 51 | 0.64 | 1.3×10^{-1} |
| 10^{-2} | 8 | 38 | 0.73 | 2.8×10^{-2} |
| 10^{-2} | 10 | 37 | 1.14 | 5.5×10^{-3} |
| 10^{-3} | 6 | 72 | 0.84 | 7.2×10^{-2} |
| 10^{-3} | 8 | 50 | 0.91 | 2.3×10^{-2} |
| 10^{-3} | 10 | 38 | 1.05 | 2.4×10^{-3} |
| 10^{-5} | 6 | 185 | 1.84 | 1.2×10^{-3} |
| 10^{-5} | 8 | 83 | 1.42 | 3.8×10^{-4} |
| 10^{-5} | 10 | 55 | 1.44 | 5.6×10^{-5} |

Table 5: GWRM maximum absolute error of X, Y, Z at $t = 20$ for $\epsilon = 10^{-5}$.

| tol | Q | N | CPU time | Error |
|-----------|-----|-----|----------|----------------------|
| 10^{-1} | 6 | 173 | 1.20 | 1.1×10^0 |
| 10^{-1} | 8 | 95 | 1.12 | 1.5×10^0 |
| 10^{-1} | 10 | 58 | 1.08 | 1.9×10^0 |
| 10^{-2} | 6 | 200 | 1.65 | 4.8×10^{-2} |
| 10^{-2} | 8 | 84 | 1.22 | 2.0×10^{-1} |
| 10^{-2} | 10 | 55 | 1.17 | 2.5×10^{-2} |
| 10^{-3} | 6 | 185 | 1.73 | 1.8×10^{-3} |
| 10^{-3} | 8 | 83 | 1.28 | 4.6×10^{-4} |
| 10^{-3} | 10 | 55 | 1.30 | 4.2×10^{-4} |
| 10^{-5} | 6 | 185 | 1.84 | 1.2×10^{-3} |
| 10^{-5} | 8 | 83 | 1.42 | 3.8×10^{-4} |
| 10^{-5} | 10 | 55 | 1.44 | 5.6×10^{-5} |

Table 6: Trapezoid method maximum absolute error of X, Y, Z at $t = 20$.

| h | Steps | CPU time | Error |
|-------|-------|----------|----------------------|
| 0.1 | 200 | 0.84 | 1.1×10^0 |
| 0.05 | 400 | 1.44 | 6.3×10^{-1} |
| 0.02 | 1000 | 3.33 | 8.0×10^{-1} |
| 0.01 | 2000 | 6.89 | 2.1×10^{-1} |
| 0.005 | 4000 | 12.6 | 8.0×10^{-2} |

Table 7: Lobatto IIIC method maximum absolute error of X, Y, Z at $t = 20$.

| h | Steps | CPU time | Error |
|-------|-------|----------|----------------------|
| 0.1 | 200 | 4.99 | 5.8×10^0 |
| 0.05 | 400 | 9.32 | 4.8×10^{-2} |
| 0.02 | 1000 | 20.9 | 1.3×10^{-3} |
| 0.01 | 2000 | 40.4 | 4.6×10^{-5} |
| 0.005 | 4000 | 78.0 | 3.5×10^{-5} |

4. Long time behaviour

To examine the accuracy of numerical solutions in absence of analytical solutions, a common practice is to study the convergence of different solutions, controlled by some parameter, towards a high accuracy solution. This approach will now be used in a comparative study of the accuracy of RK4, Lobatto IIIC and the GWRM for the Lorenz 1984 problem in the time interval $[0, 30]$. Chaotic systems like the Lorenz 1984 equations are characterized by the fact that two initially adjacent states (with separation $E_{initial}$) will, even in absence of numerical errors, deviate at a rate

$$E(t) = E_{initial}e^{\lambda t} \quad (15)$$

where λ is the Lyapunov exponent [32].

Our numerical results show that $\ln E$ typically grows rapidly when t is small and then linearly when t is large. This suggests an approximate dependence of the form $E(t) = F(t) + Ce^{At}$ where $F(t)$ is some non-exponential

function, playing a dominant role when t is small. For large t , the exponential factor takes over and the logarithmic graph is linear.

In light of the above, we have found the following numerical procedure to be useful. For each of the numerical methods, a set of 100 solutions have been produced employing a set of selected accuracies. Each solution is compared with a high accuracy solution that uses exactly the same initial conditions, and the deviation as a function of time has been computed as described below. To optimize statistics, the attractor space is scanned by letting the end state of each high accuracy solution constitute the initial state for the new pair of solutions to be computed. The graphs $\ln(E)$ vs t are subsequently generated by taking the arithmetic mean of the calculations.

The expression

$$\ln(E) = E_0 + At \quad (16)$$

is fitted to the graphs over the entire temporal domain. We find that the slope A is quite independent of the choice of method or accuracy, which suggests that it is determined by the Lorenz system (1)-(3) itself indicating that $A = \lambda$. The accuracy of the method can thus be solely estimated from E_0 . Since the $\ln E(t)$ graph is similar for each variable X, Y, Z , as can be seen from FIG. 2, we will mainly focus our discussion on the X dimension.

Two factors control the accuracy of the GWRM method: the SIR parameters tol and ϵ . The deviation for each pair of GWRM computations is calculated by

$$E_{k,\epsilon,tol}(t) = |u_k(t)_{\epsilon,tol} - u_k(t)_{10^{-5},10^{-5}}| \quad (17)$$

where u_k denote the components of the vector (X, Y, Z) . Plots of $\ln(E_{k,\epsilon,tol}(t))$ for various ϵ are given in FIG. 2 and a plot showing the deviations due to different tol is shown in FIG. 3. Least square fitted parameters of (16) are listed in TABLE 8.

The explicit classical RK4 and implicit Lobatto IIIC finite difference methods are chosen for comparisons. For FDM, the controlling factor of accuracy is the time step h . The deviation is thus calculated as

$$E_{k,h}(t) = |u_k(t)_h - u_k(t)_{5 \times 10^{-3}}| \quad (18)$$

Deviations $E(t)$ for different time step lengths are plotted in FIG:s 4 and 5 respectively and the fitted parameters are listed in TABLE 9 and TABLE 10.

The accuracy in terms of $E(0)$ of the fourth order FDM, the RK4 and Lobatto IIIC methods, is found to depend strongly on the step size; approximately $E(0) \propto h^{3.8}$. The accuracy scalings of the GWRM are $E_0 \propto \epsilon^{1.2}$

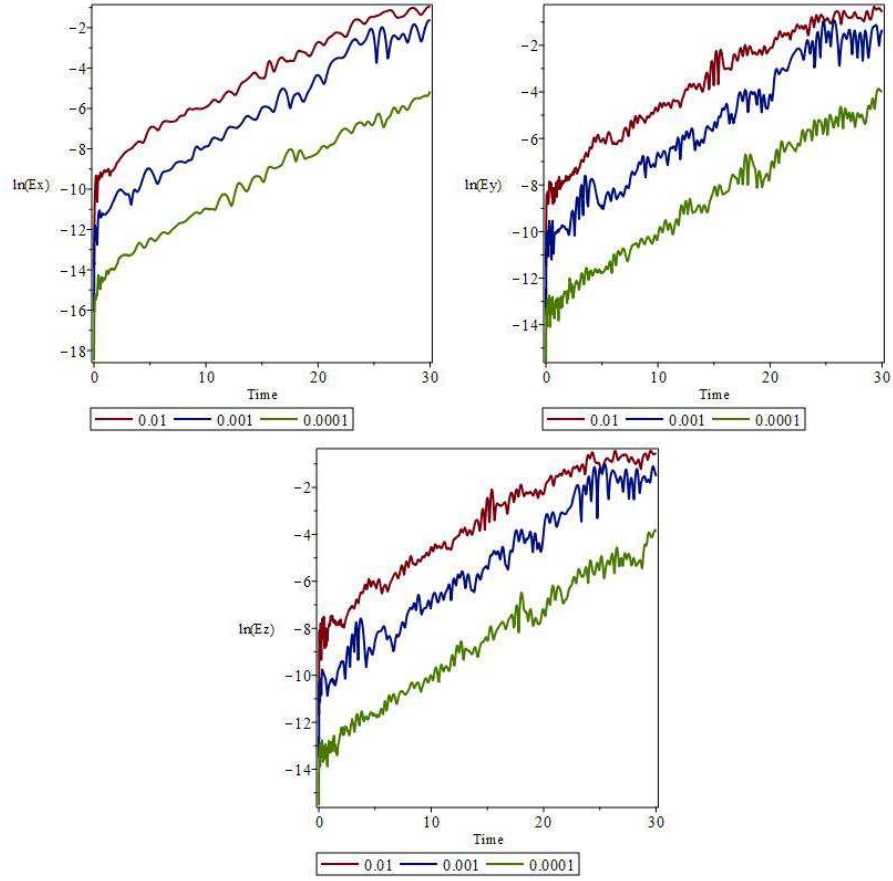


Figure 2: GWRM: $\ln E_{X,\epsilon,tol}$, $\ln E_{Y,\epsilon,tol}$ and $\ln E_{Z,\epsilon,tol}$ vs t for $tol = 10^{-5}$ and different ϵ .

Table 8: GWRM: Fitted parameters of Equation(17).

| ε | tol | A | E_0 |
|--------------------|--------------------|------|-------|
| 1×10^{-5} | 1×10^{-4} | 0.27 | -17.9 |
| 1×10^{-5} | 1×10^{-3} | 0.27 | -12.9 |
| 1×10^{-5} | 1×10^{-2} | 0.27 | -7.4 |
| 1×10^{-4} | 1×10^{-5} | 0.27 | -14.5 |
| 1×10^{-3} | 1×10^{-5} | 0.27 | -11.4 |
| 1×10^{-2} | 1×10^{-5} | 0.27 | -9.1 |

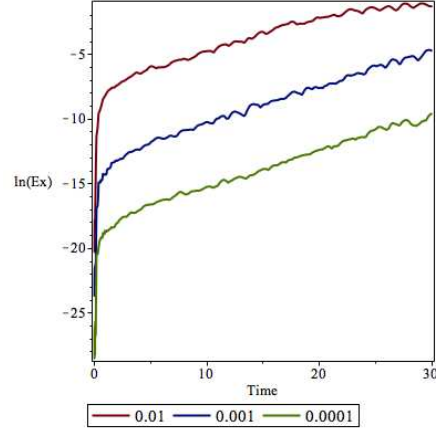


Figure 3: GWRM: $\ln E_{X,\epsilon,tol}$ vs t for $\epsilon = 10^{-5}$ and different tol .

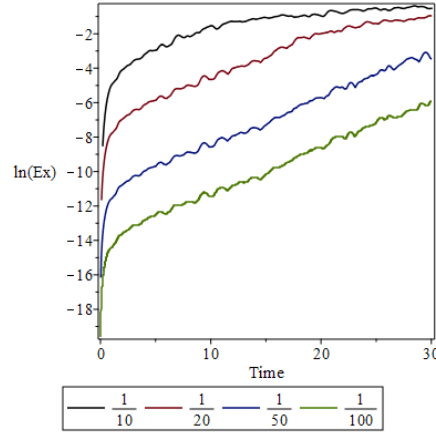


Figure 4: RK4: $\ln E_{X,h}$ vs t with a variation of h .

Table 9: RK4: fitted parameters of Equation(17).

| h | A | E_0 |
|--------------------|------|-------|
| 1×10^{-1} | 0.27 | -4.1 |
| 5×10^{-2} | 0.27 | -6.9 |
| 2×10^{-2} | 0.27 | -10.8 |
| 1×10^{-2} | 0.27 | -13.6 |

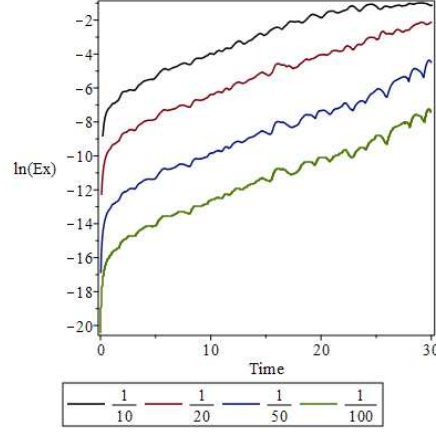


Figure 5: Lobatto IIIC: $\ln E_{X,h}$ vs t with a variation of h .

Table 10: Lobatto IIIC: fitted Value of Equation(17).

| h | A | E_0 |
|--------------------|------|-------|
| 1×10^{-1} | 0.27 | -6.8 |
| 5×10^{-2} | 0.27 | -9.1 |
| 2×10^{-2} | 0.27 | -12.8 |
| 1×10^{-2} | 0.27 | -15.4 |

for $tol = 10^{-5}$ and $E_0 \propto tol^{2.3}$ for $\epsilon = 10^{-5}$; see TABLE XI. Comparing TABLES 8 and 9 with run times in TABLES 3, 4 and 5 it is again seen that the GWRM is more efficient at higher accuracies than the finite difference methods.

In weather forecasting, running a number of simulations with slightly perturbed initial conditions is a common practice to enhance predictability. The GWRM is particularly well suited for these tasks, since the Chebyshev coefficients for the "base" run solution may be used as good initial iterates in SIR when computing the perturbed scenarios. This substantially reduces the number of iterations and the CPU time. In the next section predictability is studied in a comparison between the GWRM and the RK4 methods.

Table 11: Accuracy comparison.

| Method | ϵ | tol | h | E_0 |
|--------------|--------------------|--------------------|--------------------|-------|
| RK4 | | | 1×10^{-1} | -4.1 |
| | | | 5×10^{-2} | -6.9 |
| | | | 2×10^{-2} | -10.8 |
| | | | 1×10^{-2} | -13.6 |
| Lobatto IIIC | | | 1×10^{-1} | -6.8 |
| | | | 5×10^{-2} | -9.1 |
| | | | 2×10^{-2} | -12.8 |
| | | | 1×10^{-2} | -15.4 |
| GWRM | 1×10^{-2} | 1×10^{-5} | | -9.1 |
| | 1×10^{-3} | 1×10^{-5} | | -11.4 |
| | 1×10^{-4} | 1×10^{-5} | | -14.5 |
| | 1×10^{-5} | 1×10^{-2} | | -7.4 |
| | 1×10^{-5} | 1×10^{-3} | | -12.9 |
| | 1×10^{-5} | 1×10^{-4} | | -17.9 |

5. Predictability

The Lorenz equations, and many weather related phenomena, are inherently chaotic. In other words, it is improbable that a long-term solution is representative if the initial condition varies slightly from the "exact" value. The error will eventually saturate at some level which implies that a random initial condition can be chosen without affecting the error growth, thus predictability is lost. The characteristic time T when a perturbed solution diverges significantly from the true solution is thus of importance. It is in the time interval $[0, T]$ that predictions are meaningful.

It is of interest to compare the GWRM and RK4 method with regards to predictability. Our analysis goes as follows: a solution \mathbf{u}_1 is obtained for $t = 50$, where \mathbf{u} again denotes the vector $(X(t), Y(t), Z(t))$, and "1" specifies a base run of the Lorenz equations with initial conditions $\mathbf{V} = (X(0), Y(0), Z(0))$. Next we perturb the initial conditions slightly; $\mathbf{V}' = \mathbf{V} + \delta$, where the three components of the vector δ are randomly distributed so that $0 < \delta < 0.01$. The simulation is subsequently run again to obtain a perturbed solution \mathbf{u}'_n . The deviations $e_{k,n} = (u'_{k,n} - u_{k,1})^2$ between the two simulations are then calculated for $k = 1, 2, 3$. The same procedure is used for all perturbed scenarios, and then summed over the scenarios in order to

obtain an error growth $E_k(t) = \frac{1}{N} \sum (u'_{k,n} - u_{k,1})^2$, $n = 2..N$, where N is the number of scenarios. Both RK4 and GWRM undergo the same analysis with comparable accuracies, which is chosen as the average accuracy of the three variables X, Y and Z, whereby the CPU times used are collected in TABLE XII.

The GWRM is found to be more than four times as efficient as RK4. As was shown in section III, this is partly due to the high efficiency of the GWRM for high accuracy, but mainly due to that for these perturbative runs, the initial iterates used by SIR are closer to the solution thus reducing the number of iterations needed.

Table 12: Error growth comparison between GWRM and RK4.

| Numerical Method | Av. acc. | Steps | ϵ | # Runs | CPU time [min] |
|------------------|----------|-------|------------|--------|----------------|
| GWRM | 5.6e-6 | | 10^{-5} | 250 | 17.9 |
| RK4 | 5.9e-6 | 15000 | | 250 | 83.5 |

The most evident advantage that GWRM has over RK4 is that the time sub-intervals are typically two orders of magnitude larger. The time-adaptive scheme also allows for longer time intervals in smooth regions and shorter intervals in high gradient regions. This reduces the computation time for the method. The error growth in these studies show that the Lorenz equations are highly sensitive to perturbed initial conditions, and this will have a dominating effect where weather predictions are concerned, as is well established. This shows the need for a numerical model that is efficient at higher accuracies. As can be seen from FIG. 6, RK4 and GWRM give very similar error growths for the same accuracies. It is also seen that the characteristic time T before which predictions are valid is about $T = 10$ time units, whereafter the error growths tend to saturate.

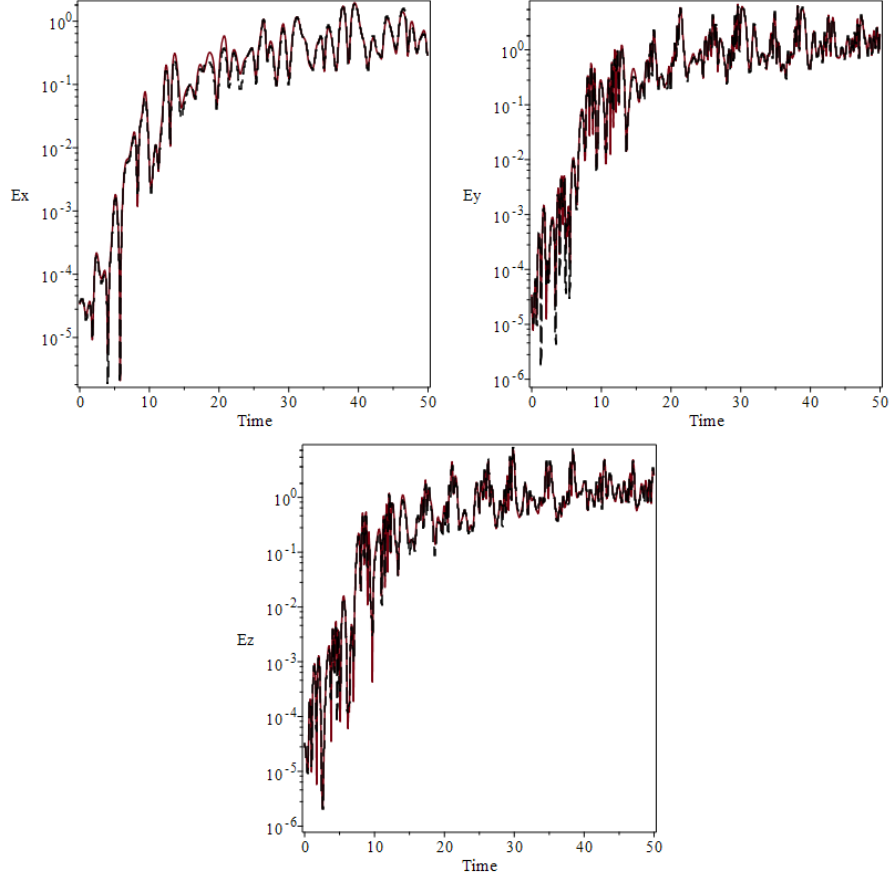


Figure 6: Error growth analysis using 250 perturbed scenarios, with comparable accuracy for the GWRM and RK4. GWRM: *brown line*, $m = 8$, $tol = 10^{-5}$ and $\epsilon = 10^{-5}$. RK4: *black dash line*, steps=15000.

6. Discussion

The GWRM is a time-spectral method and differs substantially from traditional time-stepping methods. In this study a first assessment is made of its potential for modelling advanced NWP problems by addressing the Lorenz 1984 chaotic equations. The results are only tentative with respect to NWP, but motivate further studies where space dependence is taken into account. Of particular interest here is that recent development of the GWRM for problems in magnetohydrodynamics has lead to algorithms where high efficiency in handling the spatial dimensions have been obtained, using subdomains.

The physical equations of each spatial subdomain may here be solved locally whereas the internal boundary condition equations are solved globally. This enables parallelization of the temporal domain.

An interesting feature of the GWRM is the possibility to average over the fast time scale for problems with several time scales [3]. A consequence is enhanced efficiency, since only lower order Chebyshev expansions are needed. This approach would be of considerable interest when performing multiple perturbation analysis of a base scenario because fewer scenarios would have to be computed, enhancing efficiency. For the present strongly nonlinear problem, however, high accuracy was found necessary for convergence to the correct solution. The multiple roots of the nonlinear algebraic system of equations (13) are closely distributed. Thus SIR easily departs from the correct solution, corresponding to the initial conditions given, for low temporal resolution. An effort to circumvent this tendency was made by linearising equations (1)-(3) before solution using SIR and gradually adding the nonlinear terms during the iterations. This approach is again not successful because of the tendency of root solvers to lock at the positions of the roots corresponding to the linear equations when the nonlinear terms are included.

Another question of interest is whether very long time intervals ($\gg 1$ time unit) could be employed, using the GWRM. The lesson learned from various problems solved so far is that the manageable interval length is indeed problem dependent. For non-smooth problems like the present, the time interval length is limited even if the Chebyshev order is increased because, again, of the spurious solutions found.

Although a causal problem is solved, the GWRM need not necessarily be used as a causal method since both initial and end conditions may be applied. This is an interesting possibility for time-spectral methods which, however, requires further theoretical understanding. Various combination of initial and end conditions have indeed been tried, all within the attractor domains of the solutions, but no improvement of convergence was found.

Usually overlapping time intervals, employing two point contact, improves convergence. It is notable, and worthy of further study, that the best results (maximum efficiency) were here obtained using one point contact.

Summarizing, the fact that the GWRM competes well with standard finite difference methods in solving the demanding Lorenz 1984 equations and that very efficient GWRM techniques have been developed for pde's where spatial dimensions are included, suggests that usage of time-spectral methods for NWP is well worth further exploration.

7. Conclusion

In this work, a preliminary evaluation of a recently developed time-spectral method GWRM is carried out with respect to potential use for numerical weather prediction. The Lorenz (1984) chaotic equations are solved. The efficiency and the behaviour of the error growth with time is compared to traditional explicit and implicit finite difference methods. In particular, the optimal length of the solution time intervals have been determined, the accuracy of the method has been studied in detail and predictability has been investigated.

It is found that GWRM efficiency is in parity of, or better than, the finite difference methods. Efficiency is further enhanced for cases where several perturbed scenarios need be computed. This is mainly due to that GWRM time intervals are two orders of magnitude larger than those of finite difference methods. Furthermore, the GWRM solutions are analytical Chebyshev series expansions. These findings, and the existence of efficient algorithms for time parallelisation of spatially dependent pde's, are encouraging for future studies of time-spectral methods for NWP.

8. Acknowledgement

The authors would like to thank Dr Åke Johansson at SMHI (Swedish Meteorological and Hydrological Institute) for inspiration and for pointing at the relevance of solving the Lorenz equations for a primary evaluation of the GWRM as a method for NWP.

References

References

- [1] E. N. Lorenz, Irregularity: a fundamental property of the atmosphere, *Tellus* [Adoi:10.3402/tellusa.v36i2.11473](https://doi.org/10.3402/tellusa.v36i2.11473).
- [2] D. Gottlieb, S. A. Orszag, *Numerical Analysis of Spectral Methods: Theory and Applications*, SIAM, Philadelphia, 1987.
- [3] J. Scheffel, Time-spectral solution of initial-value problems, in: *Partial Differential Equations: Theory, Analysis and Applications*, Nova Science Publishers, Inc., 2011, pp. 1–49.

- [4] C. A. J. Fletcher, Computational Techniques for Fluid Dynamics, Springer, New York, 2000.
- [5] C. Canuto, M. Y. Hussaini, A. Quarteroni, T. A. Tang, Spectral Methods, Fundamentals in Single Domains, Springer, 2006.
- [6] J. P. Boyd, Chebyshev and Fourier Spectral Methods, Dover, New York, 2000.
- [7] Y. Morchoisne, Solution of Navier-Stokes equations by a space-time pseudospectral method, Rech. Aerosp. 1979-5.
- [8] R. Peyret, T. D. Taylor, Computational Methods for Fluid Flow, Springer, New York, 1983.
- [9] H. Tal-Ezer, Spectral Methods in Time for Hyperbolic Equations, SIAM Journal on Numerical Analysis [doi:doi:10.1137/0723002](#).
- [10] H. Tal-Ezer, Spectral Methods in Time for Parabolic Problems, SIAM Journal on Numerical Analysis [doi:doi:10.1137/0726001](#).
- [11] D. Kosloff, H. Tal-Ezer, Irregularity: a fundamental property of the atmosphere, Journal of Computational Physics 104 (1993) 457.
- [12] Y. Luo, Polynomial Time-Marching for Three-Dimensional Wave Equations, Journal of Scientific Computing 12 (1997) 465.
- [13] G. Ierley, B. Spencer, R. Worthing, Spectral Methods in Time for a Class of Parabolic Partial Differential Equations, Journal of Computational Physics 102 (1992) 88. [doi:doi:10.1016/S0021-9991\(05\)80008-7](#).
- [14] J.-G. Tang, H.-P. Ma, Single and Multi-Interval Legendre-Methods in Time for Parabolic Equations, Advances in Computational Mathematics 17 (2002) 349. [doi:10.1023/A:1016273820035](#).
- [15] U. Zrahia, P. Bar-Yoseph, Space-time spectral element method for solution of second-order hyperbolic equations, Comput. Methods Appl. Mech. Engrg. 116 (1994) 135.
- [16] P. Bar-Yoseph, E. Moses, U. Zrahia, A. Yarin, Space-Time Spectral Element Methods for One-Dimensional Nonlinear Advection-Diffusion Problems, Journal of Computational Physics 119 (1995) 62.

- [17] B. D. Maerschalck, M. I. Gerritsma, The use of Chebyshev polynomials in the space-time least-squares spectral element method, *Numerical Algorithms* 38 (2005) 173.
- [18] P. Dutt, Spectral Methods for Initial Boundary Value Problems - an Alternative Approach, *Siam J. Numer. Anal.* 27 (1990) 885.
- [19] M. Dehghan, A. Taleei, Numerical Solution of Nonlinear Schrodinger Equation by Using Time-Space Pseudo-Spectral Method, *Numerical Methods for Partial Differential Equations* 26 (2010) 979.
- [20] B. Gustafsson, W. Kress, Deferred correction methods for initial value problems, *BIT* 41 (2001) 986.
- [21] B. Gustafsson, L. Hemmingsson, Deferred Correction in Space and Time, *Journal of Scientific Computing* 17 (2002) 541.
- [22] J.-L. Lions, Y. Maday, G. Turinici, Resolution d'EDP par un schema en temps sparse, *C. R. Acad. Sci. Paris Ser. I Math.* 7 (2002) 661.
- [23] M. Emmett, M. Minion, Toward an Efficient Parallel in Time Method for Partial Differential Equations, *Comm. App. Math and Comp. Sci.* 7 (2012) 105.
- [24] P. J. Attar, Jacobian-free Newton-Krylov method for implicit time-spectral solution of the compressible Navier-Stokes equations, *Int. J. Numer. Meth. Fluids* 79 (2015) 1.
- [25] A. K. Gopinath, A. Jameson, Time Spectral Method for Periodic Unsteady Computations over Two- and Three- Dimensional Bodies, 43rd Aerospace Sciences Meeting and Exhibit, AIAA Paper 2005-1220.
- [26] F. Sicot, G. Puigt, M. Montagnac, Block-Jacobi Implicit Algorithms for the Time Spectral Method, *AIAA Journal* 46 (2008) 3080.
- [27] A. J. Luder, A block-jacobi time-spectral method for incompressible flow, Ph.D. thesis, University of Michigan (2013).
- [28] D. J. Mavriplis, Z. Yang, N. Mundis, Extensions of Time Spectral Methods for Practical Rotorcraft Problems, 50th AIAA Aerospace Sciences Meeting including the New Horizons Forum and Aerospace Exposition paper AIAA 2012-0423.

- [29] K. E. Brenan, S. L. Campbell, L. R. Petzold, Numerical Solution of Initial-value Problems in Differential-algebraic Equations, SIAM, Society for Industrial and Applied Mathematics, Philadelphia, 1996.
- [30] J. C. Mason, D. C. Handscomb, Chebyshev Polynomials, Chapman and Hall, London, 2003.
- [31] J. Scheffel, C. Håkansson, Solution of systems of nonlinear equations, a semi-implicit approach, Applied Numerical Mathematicsdoi:10.1016/j.apnum.2009.05.002.
- [32] A. M. Lyapunov, The general problem of the stability of motion, Ph.D. thesis, Univ. Kharkov (1892).