

Chapter 1

Studies of double parton scattering in ATLAS

E. M. Lobodzinska on behalf of the ATLAS Collaboration

*Deutsches Elektronen Synchrotron Laboratory,
Notkestr. 85 22607 Hamburg, Germany
ewelina@mail.desy.de*

In this contribution, Double Parton Scattering processes observed with the ATLAS detector at LHC are discussed. Results of five analyses are presented: production of W boson in association with 2 jets, production of J/ψ meson in association with W boson, J/ψ production with Z boson, J/ψ pair production and four jet events.

1. Introduction

Interactions involving more than one pair of incident partons in the same collision have been discussed since the introduction of the parton model to the description of particle production in collisions with hadronic initial states.^{1,2} Double Parton Scattering (DPS) i.e. the interaction of two quark pairs is the simplest case of multi-parton interactions. For a process in which a final state A + B is produced at a centre-of-mass energy \sqrt{s} the simplified formalism of Ref. 3 gives the equation for DPS cross section:

$$d\sigma_{A+B}^{DPS}(s) = \frac{1}{1 + \delta_{AB}} \frac{d\sigma_A(s)d\sigma_B(s)}{\sigma_{eff}(s)}, \quad (1)$$

where δ_{AB} is the Kronecker delta building a symmetry factor, which for the identical final state equals 1 and 0 otherwise. σ_A and σ_B are the A and B process cross sections. σ_{eff} is a purely phenomenological parameter related to degree of overlap between the interacting hadrons in the plane perpendicular to the direction of motion, determining the overall size of the DPS cross section. σ_{eff} is assumed to be independent of process, cut and centre-of-mass energy. Solving equation 1 for σ_{eff} and expressing the DPS cross section as a total cross section for A+B final state production $\sigma_{A,B}^{tot}$

multiplied by a fraction of DPS events f_{DPS} gives:

$$\sigma_{eff} = \frac{1}{1 + \delta_{AB}} \frac{d\sigma_A(s)d\sigma_B(s)}{f_{DPS} \cdot \sigma_{A,B}^{tot}(s)}. \quad (2)$$

$\sigma_{A,B}^{tot}$ is understood as a sum of the cross section for single parton scattering (SPS) producing A+B final state and the cross section for double parton interaction (DPS) resulting in the same final state. In the model we use to describe DPS, the processes A and B are assumed to be independent.

2. DPS in $W(\rightarrow l\nu) + 2$ jets

The first process analysed in ATLAS for the presence of DPS was the production of W bosons in association with two jets at a center-of-mass-energy $\sqrt{s} = 7$ TeV.⁴ The data used for this analysis correspond to the integrated luminosity of 36 pb^{-1} .

Jets are defined using anti- k_t algorithm with radius parameter $R=0.4$. They are required to have transverse energy larger than 20 GeV and rapidity $|y| < 2.8$. The signature of DPS are di-jets going back-to-back in the azimuthal plane, because the kinematics of W boson and the di-jet systems are decorrelated. This suggests, that the difference in azimuthal angle allows to distinguish between single and double parton interactions. However, due to the distortions of this variable by various systematic effects, the balance in the transverse momenta of the jets is used instead. It is defined as: $\Delta_{jets} = |\vec{p}_T^1 + \vec{p}_T^2|$, where \vec{p}_T^1 and \vec{p}_T^2 are the transverse momentum vectors of the two leading jets. To avoid the dependence on the jet energy scale, the transverse momentum of di-jet system is normalised to the sum of the individual transverse momenta: $\Delta_{jets}^n = \frac{|\vec{p}_T^1 + \vec{p}_T^2|}{|\vec{p}_T^1| + |\vec{p}_T^2|}$. To find σ_{eff} first the f_{DPS} factor is extracted. It is done with help of two templates:

- Template A - W and di-jets originate from the hardest scatter. It is simulated using Alpgen+Herwig+Jimmy⁵⁻⁷ Monte Carlo event generators.
- Template B - DPS events - created using di-jet data sample i.e. data events recorded with exactly two jets.

The data are normalised to unity and fitted by a linear combination of template A and B. From the fit to the distribution of Δ_{jets}^n - see Fig.1(a) - f_{DPS} is found to be: $f_{DPS} = 0.08 \pm 0.01(stat.) \pm 0.02(syst.)$. As a cross-check the fit is performed also using the Δ_{jets} distribution - as seen in Fig.1(b) - and resulting f_{DPS} is within 13% of the value received from the Δ_{jets}^n fit.

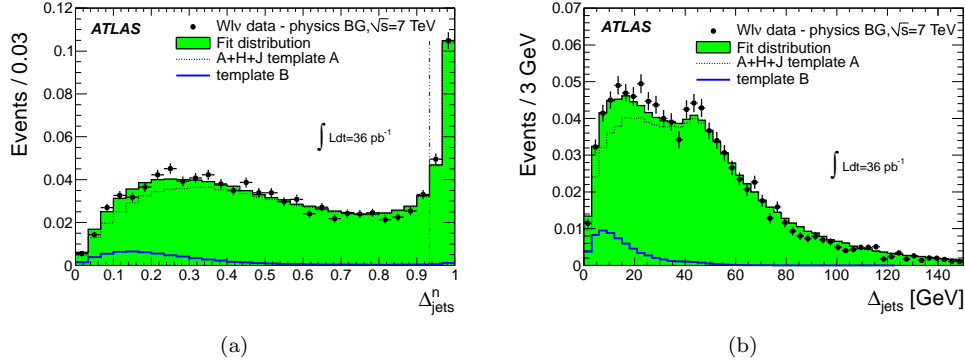


Fig. 1. Distribution of Δ_{jets}^n (a) and Δ_{jets} (b). The data (shown with dots) and the overall fit (green histogram) are normalised to unity. Template A (dashed line) and template B (solid line) are normalised to $1-f_{DPS}$ and f_{DPS} , respectively. Figure taken from Ref. 4

The effective cross section is measured to be :

$$\sigma_{eff}(7\text{TeV}) = 15 \pm 3(stat)_{-3}^{+5}(syst.)\text{mb}. \quad (3)$$

3. DPS in prompt $J/\psi(\rightarrow \mu\mu) + W(\rightarrow \mu\nu)$

The analysis of DPS in prompt J/ψ associated with W production⁸ uses the 2011 ATLAS dataset with an integrated luminosity = 4.5 fb^{-1} collected at $\sqrt{s} = 7 \text{ TeV}$. Only events containing 3 muons in $|\eta| < 2.5$ are considered for this analysis. Two oppositely charged muons are required to form J/ψ . One muon has to have $p_T > 4 \text{ GeV}$, the other one $p_T > 3.5 \text{ GeV}$ for $|\eta| < 1.3$ and $p_T > 2.5 \text{ GeV}$ for $|\eta| > 1.3$. The invariant mass of the di-muon system is required to be between 2.5 and 3.5 GeV, the transverse momentum of the J/ψ has to satisfy $8.5 < p_T^{J/\psi} < 30 \text{ GeV}$ and the rapidity $|y_{J/\psi}| < 2.1$. The third muon is treated as the W boson decay candidate. It has to have $p_T > 25 \text{ GeV}$. A momentum imbalance E_T^{miss} larger than 20 GeV and the W boson candidate transverse mass larger than 40 GeV are required. After events selection and background subtraction a total yield of W +prompt J/ψ events is $29.2_{-6.5}^{+7.5}$ events. To calculate the DPS contribution the σ_{eff} obtained in the analysis of W +di-jet events and the cross section for prompt J/ψ production $\sigma_{J/\psi}$ as measured in Ref. 9 were used, according to the formula:

$$P_{J/\psi|W} = \frac{\sigma_{J/\psi}}{\sigma_{eff}}, \quad (4)$$

where $P_{J/\psi|W}$ is the probability of J/ψ production in addition to W already produced in the hard scatter. The DPS contribution is found to be $38^{+22}_{-20}\%$, which corresponds to 10.8 ± 4.2 events. Since in DPS the production of W is assumed to be completely independent from the J/ψ production a uniform distribution in azimuthal angle between J/ψ and W is expected. On the contrary, in case of single parton interaction a strong azimuthal correlation between J/ψ and W is expected. Fig.2 shows the distribution of the difference in azimuthal angle $\Delta\phi$ between J/ψ and W .

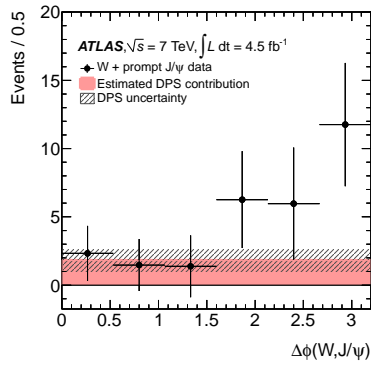


Fig. 2. Distribution of azimuthal angle between W and J/ψ . DPS contribution is shown as a flat template. Hashed area corresponds to the uncertainty on DPS estimation. Figure taken from Ref. 8

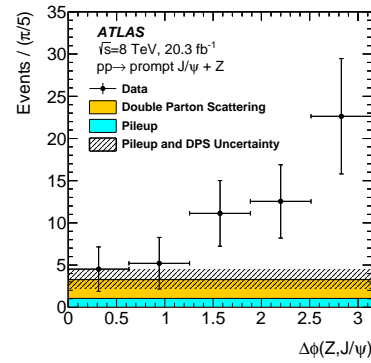


Fig. 3. Distribution of azimuthal angle between Z and prompt J/ψ . DPS contribution is estimated assuming flat template. Hashed region represents the DPS and pile-up uncertainties added in quadrature. Figure taken from Ref. 10.

4. DPS in prompt and non-prompt $J/\psi(\rightarrow \mu\mu) + Z(\rightarrow ll)$

A similar analysis was performed for prompt and non-prompt J/ψ production associated with a Z boson.¹⁰ ATLAS data collected in 2012 at $\sqrt{s} = 8$ TeV with an integrated luminosity of 20.3 fb^{-1} were used. J/ψ selection is the same as in the analysis above, and for Z boson identification two oppositely charged leptons of $p_T > 15$ GeV and invariant mass of the

di-lepton system satisfying $81 > m_{ll} > 101$ GeV are required. In a sample of events containing a Z boson candidate 56 ± 10 contained in addition a prompt J/ψ and 95 ± 12 a non-prompt one. From formula 4 the DPS contribution was measured to be 29 ± 9 % for Z+prompt J/ψ and 8 ± 2 % for Z+non-prompt J/ψ events. Fig.3 shows the distribution of the difference in azimuthal angle between the Z boson and the prompt J/ψ . A uniform distribution of DPS events is assumed. The small $\Delta\phi$ region is sensitive to DPS contribution, so conservatively assuming that all events in the region of $\Delta\phi < \pi/5$ are due to DPS a lower limit $\sigma_{eff} > 5.3$ mb (3.7 mb) at 68%(95%) confidence level is found for Z+prompt J/ψ events.

5. DPS in prompt $J/\psi(\rightarrow \mu\mu)$ pair production

The production of two prompt J/ψ mesons¹¹ is studied using ATLAS data collected in 2012 at $\sqrt{s} = 8$ TeV with an integrated luminosity of 11.4 fb^{-1} . Selected are events containing four muons of $p_T > 4$ GeV and invariant mass in the range $2.5 < m(\mu\mu) < 4.3$ GeV. The muons are supposed to be decay products of two J/ψ mesons, each with $p_T > 8.5$ GeV and rapidity $|y| < 2.1$. To assure that the mesons are coming from the same proton-proton collision, the distance between the two J/ψ vertices is required to be smaller than 1.2 mm. In total 1210 events are selected. In order to extract the DPS contribution, templates for single and double parton interactions are created and fitted to the data. The DPS template is constructed by assuming that the two J/ψ candidates are produced independently of each other, so re-sampled J/ψ mesons from two different random events in the di- J/ψ sample are used. The distribution of the absolute value of a difference in azimuthal angle $\Delta\phi$ between the two J/ψ mesons against the difference in rapidity Δy is shown in Fig.4(a). The normalisation is found from the data, by assuming that for $\Delta y > 1.8$ and $\Delta\phi < \pi/2$ DPS dominates, and SPS is negligible. The template for single parton scattering is obtained by subtracting the DPS template from the background subtracted data and is shown in Fig.4(b). From the 2-dimensional data driven DPS and SPS templates the weights of DPS and SPS events are calculated. These weights are used to show the SPS and DPS contributions to the total differential cross section for di- J/ψ production as a function of different variables as seen in Fig.5. This figure shows also the theoretical predictions for DPS expectations from Ref. 12 and NLO SPS predictions from Ref. 13. The DPS prediction correctly describes the data-driven DPS distribution, however the prediction of the SPS shows significant disagreement with the data e.g.

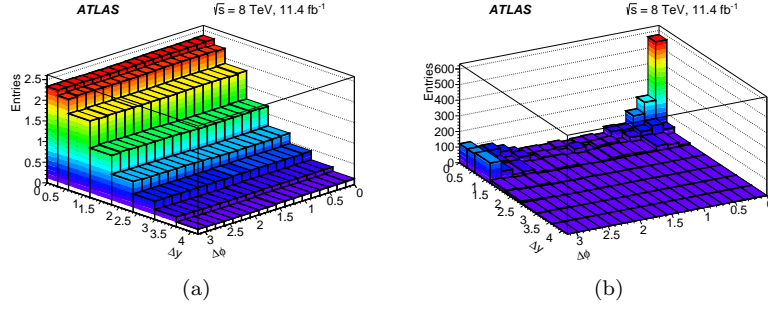


Fig. 4. 2-dimensional data driven templates of Δy against $\Delta\phi$ for (a) DPS and (b) SPS production of di- J/ψ final state. Figure taken from Ref. 11.

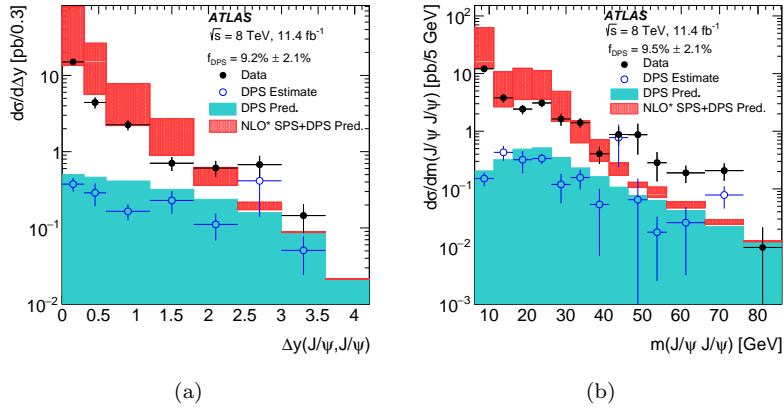


Fig. 5. The DPS and total differential cross sections as a function of (a) difference in rapidity between the two J/ψ mesons, (b) the invariant mass of the di- J/ψ . In addition to the data also the DPS¹² and NLO SPS¹³ theoretical predictions are shown. Figure taken from Ref. 11

at large Δy and large invariant masses.

The contribution of DPS events f_{DPS} is measured from Fig.5(a) and yields $f_{DPS} = 9.2 \pm 2.1$ (stat.) ± 0.5 (syst). Using the f_{DPS} , the cross section for J/ψ production and the total cross section for J/ψ pair production the effective cross section of double parton scattering is measured to be:

$$\sigma_{eff} = 6.3 \pm 1.6(stat) \pm 1.0(syst)mb, \quad (5)$$

which is lower than that measured for other final states e.g. sec.2.

6. DPS in four-jet events

This analysis uses inclusive four-jet events produced in pp collisions at $\sqrt{s} = 7$ TeV. The data sample corresponds to an integrated luminosity of 37.3 pb^{-1} . At least one reconstructed primary vertex is required to reject events originating from non-collision background. The jets are identified using anti-kt algorithm with $R=0.6$. Each jet is required to have transverse momentum $p_T > 20$ GeV and pseudorapidity $|\eta| < 4.4$. To insure 100% trigger efficiency the leading jet was required to have $p_T^1 > 42.5$ GeV.

To estimate the fraction of DPS events three templates are constructed:

- single parton scattering (SPS) - all jets originate from the hardest scattering - this template is modeled using Alpgen+Herwig+Jimmy Monte Carlo,⁵⁻⁷
- complete Double Parton Scattering (cDPS) - the secondary scatter produces two of the four leading jets in the event - a template is constructed by overlying two data di-jet events,
- semi Double Parton Scattering (sDPS) - three out of four jets originate from the hardest scatter and only one from the secondary scatter - a template is modeled by overlying data events (3-jet and 1-jet).

In case of cDPS the double di-jet production should result in pairwise p_T balanced jets going back-to-back. Additionally, a flat distribution between azimuthal angles of both interaction planes is expected, as the processes are independent. sDPS resembles SPS topology, however the fourth jet in sDPS is not expected to show any correlation with other jets, while in SPS such a correlation should be visible. To distinguish between SPS, cDPS and sDPS several differentiating variables are used e.g.: $\Delta_{ij}^{pT} = \frac{|\vec{p}_T^i + \vec{p}_T^j|}{p_T^i + p_T^j}$, $\Delta\phi_{ij} = |\phi_i - \phi_j|$ or $\Delta y_{ij} = |y_i - y_j|$, where the index i and j denote the jet number and subscript ij indicates that all possible jet combinations are studied. ϕ_{i+j} stands for azimuthal angle of the four-vector obtained by the sum of jets i and j . The analysis shows that none of the variables alone will distinguish between all three components, but all are important and should be taken into account. In total 21 variables are constructed and used as an input to train a neural network (NN). The output of the NN consists of three variables, which are interpreted as the probability of an event to be SPS (ξ_{SPS}), cDPS (ξ_{cDPS}) and sDPS (ξ_{sDPS}). Each event is plotted as a single point on an equilateral triangle (ternary plot) using the constrain

$\xi_{SPS} + \xi_{cDPS} + \xi_{sDPS} = 1$. From the fit parameters the fractions of DPS and SPS events are found. The total f_{DPS} is $0.092^{+0.005}_{-0.011}(stat.)^{+0.033}_{-0.037}(syst.)$, and the sDPS contribution to the f_{DPS} is found to be 40%.

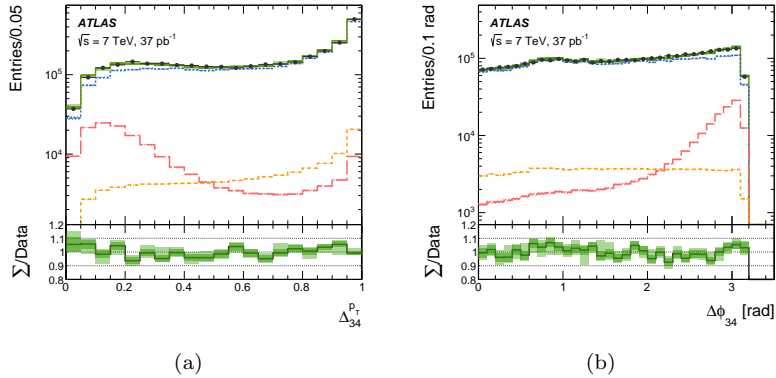


Fig. 6. Comparison between the distributions of the variables (a) Δ_{34}^{pT} and (b) $\Delta\phi_{34}$ in 4-jet events in the data and the sum of the SPS, cDPS and sDPS contributions. The sum of the contributions is normalised to the cross section measured in data and the various contributions are normalised to their respective fractions obtained from the fit. Figure taken from Ref. 14.

In order to validate the result the data distributions for different variables are compared to the sum of SPS, cDPS sDPS contributions obtained from the NN. In Fig.6 the distributions of Δ_{34}^{pT} and $\Delta\phi_{34}$ are shown. A good overall agreement is observed. Using di-jet and 4-jet cross sections and the f_{DPS} fraction the σ_{eff} value was extracted, yielding:

$$\sigma_{eff} = 14.9^{+1.2}_{-1.0}(stat.)^{+5.1}_{-3.8}(syst.)\text{mb}. \quad (6)$$

This number is consistent with earlier ATLAS measurements described in sections 2 and 4.

7. Summary

Presented are five measurements related to the DPS analysis in ATLAS. W+2jets, prompt J/ψ pair and 4-jets provide measurements of σ_{eff} . $Z + J/\psi$ estimates a lower limit on σ_{eff} and $W + J/\psi$ shows sensitivity to DPS. In Fig.7 the ATLAS results for effective sigma are compared to measurements done at different energies and final states by various experiments. Generally all measurements of σ_{eff} are consistent between each

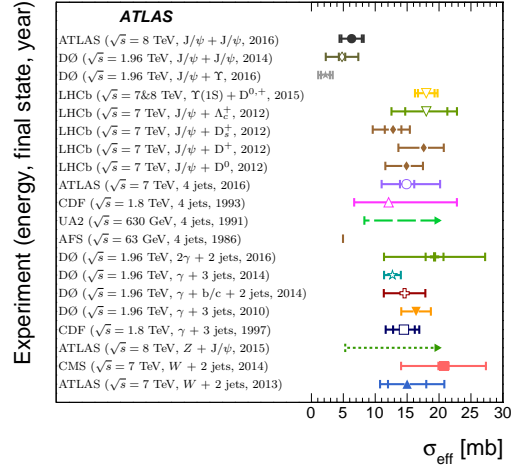


Fig. 7. The effective cross section of DPS as measured using various energies and final states by different experiments.^{4,10,11,14–26} Dashed arrows indicate lower limits. Figure taken from Ref. 11

others, only the measurement done with the J/ψ pair tend to have a lower effective sigma.

References

1. P. V. Landshoff and J. Polkinghorne, Calorimeter triggers for hard collisions, *Phys. Rev. D* **18**, 3344 (1978).
2. F. Takagi, Multiple production of quart jets off nuclei, *Phys. Rev. Lett.* **43**, 1296 (1979).
3. B. Humpert and R. Odorico, Multiparton scattering and QCD radiation as sources of four jet events, *Phys. Lett. B* **154**, 211 (1985).
4. ATLAS Collaboration, Measurement of hard double-parton interactions in $W \rightarrow l\nu + 2$ jet events at $\sqrt{s}=7$ TeV with the ATLAS detector, *New J. Phys.* **15**, 033038 (2013).
5. M. L. Mangano, M. Moretti, F. Piccinini, R. Pittau, A. D. Polosa, ALPGEN a generator for hard multiparton processes in hadronic collisions, *J. High Energy Phys.* **0307**, 001 (2003).
6. G. Corcella et al., HERWIG 6.5: an Event generator for Hadron Emission Reactions With Interfering Gluons (including supersymmetric processes), *J. High Energy Phys.* **0101**, 010 (2001).
7. J. Butterworth, J. R. Forshaw, M. Seymour, Multipartin interactions in photoproduction at HERA, *Z. Phys. C* **72**, 637 (1996).
8. ATLAS Collaboration, Measurement of the production cross section of

10 *E. M. Lobodzinska on behalf of the ATLAS Collaboration*

- prompt J/ψ mesons in association with a W boson in pp collisions at $\sqrt{s}=7\text{TeV}$ with the ATLAS detector, *J. High Energy Phys.* **04**, 172 (2014).
9. ATLAS Collaboration, Measurement of the differential cross-sections of inclusive, prompt and non-prompt J/ψ production in proton-proton collisions at $\sqrt{s} = 7 \text{ TeV}$, *Nucl. Phys. B* **850**, 387 (2011).
 10. ATLAS Collaboration, Observations and measurements of the production of prompt and non-prompt J/ψ mesons in association with a Z boson in pp collisions at $\sqrt{s}=8 \text{ TeV}$ with the ATLAS detector, *Eur. Phys. J. C* **75**, 229 (2015).
 11. ATLAS Collaboration, Measurement of the prompt J/ψ pair production cross section in pp collisions at $\sqrt{s} = 8\text{TeV}$ with the ATLAS detector, *Eur. Phys. J. C* **77**, 76 (2017)
 12. Ch. Borschensky, A. Kulesza, Double parton scattering in pair-production of J/ψ mesons at the LHC revisited, *Phys. Rev. D* **95**, 034029 (2017).
 13. J. P. Lansberg, H. S. Shao, J/ψ -pair production at large momenta: Indications for double-parton scatterings and large α_s^5 contributions, *Phys. Lett. B* **751**, 479 (2015).
 14. ATLAS Collaboration, Study of hard double-parton scattering in four-jet events in pp collisions at $\sqrt{s} = 7 \text{ TeV}$ with the ATLAS experiment, *J.High Energy Phys.* **11**, 110 (2016).
 15. AFS Collaboration, Double Parton Scattering in p p Collisions at $\sqrt{s}=63 \text{ GeV}$, *Z. Phys. C* **34**, 163 (1987).
 16. UA2 Collaboration, A Study of multi-jet events at the CERN anti-p p collider and a search for double parton scattering, *Phys. Lett. B* **268**, 145 (1991).
 17. CDF Collaboration, Measurement of double parton scattering in $p\bar{p}$ collisions at $\sqrt{s} = 1.8 \text{ TeV}$, *Phys. Rev. Lett.* **79**, 584 (1997).
 18. CDF Collaboration, Study of four jet events and evidence for double parton interactions in $p\bar{p}$ collisions at $\sqrt{s} = 1.8 \text{ TeV}$, *Phys. Rev. D* **47**, 4857 (1993).
 19. D0 Collaboration, Observation and studies of double J/ψ production at the Tevatron, *Phys. Rev. D* **90**, 111101 (2014).
 20. D0 Collaboration, Evidence for simultaneous production of J/ψ and Υ , *Phys. Rev. Lett.* **116**, 082002 (2016).
 21. D0 Collaboration, Study of double parton interactions in diphoton + dijet events in $p\bar{p}$ collisions at $\sqrt{s} = 1.96 \text{ TeV}$, *Phys. Rev. D* **93**, 052008 (2016).
 22. D0 Collaboration, Double parton interactions in $\gamma+3\text{jet}$ events in $p\bar{p}$ collisions at $\sqrt{s} = 1.96 \text{ TeV}$, *Phys. Rev. D* **81**, 052012 (2010).
 23. D0 Collaboration, Double parton interactions in $\gamma+3\text{jet}$ and $\gamma + \text{b/c jet} + 2 \text{ jet}$ events in $p\bar{p}$ collisions at $\sqrt{s} = 1.96 \text{ TeV}$, *Phys. Rev. D* **89**, 072006 (2014).
 24. CMS Collaboration, Study of double parton scattering using W + 2-jet events in proton-proton collisions at $\sqrt{s} = 7 \text{ TeV}$, *J.High Energy Phys.* **03**, 32 (2014).
 25. LHCb Collaboration, Observation of double charm production involving open charm in pp collisions at $\sqrt{s} = 7 \text{ TeV}$, *J.High Energy Phys.* **03**, 108 (2014), [Addendum: *J.High Energy Phys.* **03**, 108 (2014)].
 26. LHCb Collaboration, Production of associated Υ and open charm hadrons in pp collisions at $\sqrt{s} = 7$ and 8 TeV via double parton scattering, *J. High Energy Phys.* **07**, 52 (2016).