

Hybrid Clustering based on Content and Connection Structure using Joint Nonnegative Matrix Factorization

Rundong Du
Georgia Institute of Technology
School of Mathematics
686 Cherry Street
Atlanta, GA 30332-0160, USA
rdu@gatech.edu

Barry Drake
Georgia Institute of Technology
Georgia Tech Research Institute
Information and Communications Lab
75 5th Street, N.W., Suite 900
Atlanta, GA 30308, USA
barry.drake@gtri.gatech.edu

Haesun Park
Georgia Institute of Technology
School of Computational Science and
Engineering
266 Ferst Drive
Atlanta, GA 30332-0765, USA
hpark@cc.gatech.edu

ABSTRACT

We present a hybrid method for latent information discovery on the data sets containing both text content and connection structure based on constrained low rank approximation. The new method jointly optimizes the Nonnegative Matrix Factorization (NMF) objective function for text clustering and the Symmetric NMF (SymNMF) objective function for graph clustering. We propose an effective algorithm for the joint NMF objective function, based on a block coordinate descent (BCD) framework. The proposed hybrid method discovers content associations via latent connections found using SymNMF. The method can also be applied with a natural conversion of the problem when a hypergraph formulation is used or the content is associated with hypergraph edges.

Experimental results show that by simultaneously utilizing both content and connection structure, our hybrid method produces higher quality clustering results compared to the other NMF clustering methods that uses content alone (standard NMF) or connection structure alone (SymNMF). We also present some interesting applications to several types of real world data such as citation recommendations of papers. The hybrid method proposed in this paper can also be applied to general data expressed with both feature space vectors and pairwise similarities and can be extended to the case with multiple feature spaces or multiple similarity measures.

CCS CONCEPTS

•Computing methodologies →Topic modeling; Graph clustering; Hypergraph; •Mathematics of computing →Nonnegative matrix factorization;

KEYWORDS

Joint nonnegative matrix factorization, Symmetric NMF, constrained low rank approximation, content clustering, graph clustering, hybrid content and connection structure analysis

1 INTRODUCTION

Constrained low rank approximation (CLRA) such as Nonnegative matrix factorization (NMF) has played an important role in data analytics, providing a foundational framework for formulating key analytics tasks such as text clustering, graph clustering, and recommendation systems [14–17] problems. In this paper, we propose a joint NMF algorithm which jointly optimizes the standard NMF for content clustering and Symmetric NMF (SymNMF) for graph

clustering. Detailed discussions of NMF and SymNMF can be found in [12, 13] and [17], respectively. The goal is to cluster data sets that contain both content and connection structure simultaneously, utilizing both information sources, to obtain higher quality clustering results. This type of fusion can be done at the data level (early fusion) or at the result level (late fusion). An advantage of NMF and SymNMF is that both are formulated using one framework of CLRA, and therefore, we can naturally design a joint objective function to obtain the objective function level fusion as we illustrate in a later section.

Numerous data sets contain both text content and connection structure. For example, in a data set of research papers or patents, papers or patents have text content where the citations or co-author relationships define the connection structure; in a data set of emails, email messages have text content and the sender-recipient relations define a hypergraph structure where one email may have multiple recipients. When we represent the data set as a graph where the connection structure is represented as edges, in the former case the text content is associated with graph nodes while in the latter case the text content is associated with hypergraph edges. For these data sets, clustering based on only text or connection structure would waste the other source of information. A hybrid clustering method is designed to utilize both content and connection structure information, thus taking advantage of the full data context.

Many methodologies exist for data clustering. However, our framework using CLRA has at least four advantages: (1) simplicity of implementation, widely applicable, and does not assume too much about the data. Although this sometimes means CLRA methods are not as specific or as accurate as more complex and targeted models; (2) CLRA methods can usually provide some valuable insights about the data when there is not enough knowledge about the underlying data model or when one desires only a quick glance at results. In fact, in the area of text and graph clustering, CLRA methods (NMF and SymNMF) have been demonstrated to have superior performance in terms of speed and accuracy [15–17]; (3) CLRA methods can be solved by efficient numerical algorithms and have sophisticated numerical linear algebra and optimization algorithms/libraries such as BLAS and LAPACK as a foundation; (4) the two CLRA methods (NMF for text and SymNMF for graph clustering) have the same underlying matrix factorization framework, and, therefore, have consistent interpretations, which makes it more straightforward to combine the two.

The use of joint matrix factorization for clustering can also be seen in [11, 19, 27, 32], all of which consider clustering using information from different sources. [32] and [27] are also methods for hybrid clustering of connection structure and content data. However, [32] used a different objective function, which did not have nonnegative constraints. [27] did not consider symmetric factorization of the adjacency matrix and used different constraints. Also, [19] did not consider graph data and therefore symmetric factorization is not incorporated. [11] used a similar objective function as ours, but their method was used only for graph clustering.

Other methods for hybrid clustering include generative models [3, 5, 9, 10, 20, 23], topic modeling with network regularization [22, 26], augmenting the graph with content information [24], an entropy based method [6], cluster ensembles [25], and cluster selection [8].

In this paper we discuss data with associated text content and connection structure. In addition to text content, other types of information may also be associated with connection structure. The information falls in two categories: text content and images, and attributes that appear in structured data, as in a database, such as a persons age and gender, etc. Our hybrid clustering method can naturally extend to other content information as long as the raw data can be encoded as nonnegative vectors. However, our CLRA framework may not be suitable for attribute information, which can be encoded in very low dimensional vectors. Therefore, in our study, we do not include approaches designed only for attributes.

This paper is organized as follows: We start with the basic situation where the text content are associated with connection structure, i.e., graph nodes, and extend the idea to the case where a hypergraph is the correct connection representation and the text content is associated with hypergraph edges (Section 2). We have conducted extensive experiments using patent citation data to show the effectiveness of our method (Section 3). In addition to demonstrating improvements of clustering quality, we list several potential applications of our hybrid clustering approach, including the application of our hypergraph extension on an Enron email data set (Section 4). Discussions and conclusions can be found in Section 5.

2 HYBRID CLUSTERING VIA JOINT NMF

We have designed fast, scalable algorithms for some variants of NMF for key data analytics problems [4, 13, 15]. Currently one of the fastest algorithms for hierarchical and flat (non-hierarchical) topic modeling and clustering that also produce consistently high quality solutions are HierNMF2 and FlatNMF2, which are available in our open source software package in C++ called SmallK (<http://smallk.github.io/>).

First we assume that the text content are associated with the graph nodes (e.g. paper/patents with citations). We assume that a data set's text information is represented in a nonnegative matrix $X \in \mathbb{R}_+^{m \times n}$ and the graph structure is represented in a nonnegative symmetric matrix $S \in \mathbb{R}_+^{n \times n}$, where m is the number of features, the columns of X represent the n data items, the (i, j) th element of S represents a relationship such as similarity between the i th and j th data items, and \mathbb{R}_+ denotes the real nonnegative numbers. Then the NMF formulation for text clustering/topic modeling [14] is

$$\min_{W \geq 0, H \geq 0} \|X - WH\|_F \quad (1)$$

and the SymNMF formulation for graph clustering [16, 17] is

$$\min_{H \geq 0} \|S - H^T H\|_F \quad (2)$$

where $W \in \mathbb{R}_+^{m \times k}$ and $H \in \mathbb{R}_+^{k \times n}$, and a given integer k , which is typically much smaller than m or n , represents the reduced dimension, i.e., number of clusters [12]. In (1), each column of W , subject to some scaling, is regarded as the representative of each cluster or a topic in the document collection. The matrix H can be seen as a low rank (rank k) representation of the data points since each data item in X can be explained by an additive linear combination of the representative columns in W , i.e., the columns of H are approximative coordinates of data items in X with columns of W as basis vectors. Similarly, in (2), H is a low rank representation of the nodes in the graph. Such a low rank approximation also gives us k clusters, since $H_{i,j}$ can be seen as a measurement of strength that the j th data item belongs to the i th cluster. Therefore, each column of H gives the soft clustering assignment information. By taking the row index with the maximum value in each column vector of H as the cluster index of each data item, one can also perform hard clustering [12, 13].

The hybrid clustering method we propose finds a low rank representation that simultaneously represents the text content and the graph structure of the data items by jointly optimizing the NMF and SymNMF objective functions:

$$\min_{W \geq 0, H \geq 0} \alpha_1 \|X - WH\|_F^2 + \alpha_2 \|S - H^T H\|_F^2. \quad (3)$$

where $\alpha_1 \geq 0$ and $\alpha_2 \geq 0$ are the weighting parameters. By adjusting the parameters α_i , we can emphasize one over the other. In the extreme case, some α_i can be set to zero: e.g. when $\alpha_2 = 0$ in the above, we are only concerned with the content, when $\alpha_1 = 0$, we only pay attention to the structural information and ignore the content. Excluding these special cases, we can assume $\alpha_1 = 1$ without loss of generality and Eqn. (3) becomes

$$\min_{W \geq 0, H \geq 0} \|X - WH\|_F^2 + \alpha \|S - H^T H\|_F^2. \quad (4)$$

with $\alpha \geq 0$ as the weighting parameter.

Now we extend our method to hypergraphs where the text content is associated with hypergraph nodes. Once this is done, it would be natural to extend our method further to the cases where text is associated with graph or hypergraph edges due to the duality that exists between edges and nodes of a hypergraph and the fact that a graph can be treated as a special case of a hypergraph.

A hypergraph \mathcal{H} is a pair $\mathcal{H} = (\mathcal{V}, \mathcal{E})$, where $\mathcal{V} = \{v_1, \dots, v_m\}$ is the set of vertices and $\mathcal{E} = \{e_1, \dots, e_n : e_i \in \mathcal{V}\}$ is the set of hyperedges. Unlike a graph edge, a hypergraph edge e_i may connect more than two vertices in the graph. Such a hypergraph \mathcal{H} can be represented by an incidence matrix $M = (m_{ij}) \in \mathbb{R}^{m \times n}$, where

$$m_{ij} = \begin{cases} 1, & v_i \in e_j; \\ 0, & \text{otherwise.} \end{cases}$$

The dual hypergraph \mathcal{H}^* is the hypergraph corresponding to the incidence matrix M^T .

Assume there's a k -way partition of the vertices $(\mathcal{V}_1, \dots, \mathcal{V}_k)$ where $\mathcal{V}_1 \cup \dots \cup \mathcal{V}_k = \mathcal{V}$ and $\mathcal{V}_i \cap \mathcal{V}_j = \emptyset$ for all $1 \leq i \neq j \leq k$.

Define the matrix $H = (h_{ij}) \in \mathbb{R}^{k \times n}$ as

$$h_{ij} = \frac{[v_j \in \mathcal{V}_i]}{\sqrt{d_v(j)} \left(\sum_{v_l \in \mathcal{V}_i} \frac{1}{d_v(l)} \right)^{1/2}} \quad (5)$$

which is a normalized partition indicator matrix where

$$[v_j \in \mathcal{V}_i] = \begin{cases} 1, & v_j \in \mathcal{V}_i; \\ 0, & \text{otherwise.} \end{cases}$$

and $d_v(l) = \sum_{j=1}^n m_{lj}$ is the degree of vertex v_l . It is shown in [31] that the following optimization problem

$$\max_H \text{tr} HSH^T \quad (6)$$

is equivalent to minimizing the hypergraph normalized cut as defined in [31], where

$$S = D_v^{-1/2} M D_e^{-1} M^T D_v^{-1/2} \quad (7)$$

is symmetric, $D_v = \text{diag}(d_v(1), \dots, d_v(m))$, $D_e = \text{diag}(d_e(1), \dots, d_e(n))$, and $d_e(l) = \sum_{i=1}^m m_{il}$ is the degree of edge e_l . Following the same argument as in [16], it can be shown that (6) is equivalent to $\min_H \|S - H^T H\|_F^2$ and by relaxing constraint (5) to $H \geq 0$, we obtain the objective function of SymNMF. Therefore, in the case of a hypergraph, we can use the matrix S defined in Eqn. (7) as the similarity matrix in Eqn. (4).

There are many ways to find a solution for the objective function (4). We propose reformulating it in the following form with a penalty term

$$\min_{W, H, \tilde{H} \geq 0} \|X - WH\|_F^2 + \alpha \|S - \tilde{H}^T H\|_F^2 + \beta \|\tilde{H} - H\|_F^2. \quad (8)$$

where $\tilde{H} \in \mathbb{R}_+^{k \times n}$ and $\beta \geq 0$ is the regularization parameter. This reformulation is motivated from our earlier work to generate an algorithm that is based on the block coordinate descent (BCD) scheme so that each sub-problem in the BCD is a nonnegativity constrained least squares (NLS) problem for which we have developed a highly efficient algorithm and optimized open-source software [2]. Then Eqn. (8) can be solved using a 3-block coordinate descent (BCD) scheme, i.e. minimize the objective function with respect to W , \tilde{H} and H in turn. Specifically, we solve the following three subproblems in turn:

$$\min_{W \geq 0} \|H^T W^T - X^T\|_F^2 \quad (9)$$

$$\min_{\tilde{H} \geq 0} \left\| \begin{bmatrix} \sqrt{\alpha} H^T \\ \sqrt{\beta} I_k \end{bmatrix} \tilde{H} - \begin{bmatrix} \sqrt{\alpha} S \\ \sqrt{\beta} H \end{bmatrix} \right\|_F^2 \quad (10)$$

$$\min_{H \geq 0} \left\| \begin{bmatrix} W \\ \sqrt{\alpha} \tilde{H}^T \\ \sqrt{\beta} I_k \end{bmatrix} H - \begin{bmatrix} X \\ \sqrt{\alpha} S \\ \sqrt{\beta} \tilde{H} \end{bmatrix} \right\|_F^2 \quad (11)$$

where each subproblem is simply a nonnegative least squares problem (NLS), which is convex. Thus, an active-set-based algorithm can find the optimal solution in a finite number of operations and ensures that the solution is in the feasible region. Thus, avoiding the case of nearly linear dependent vectors, which has profound implications for real-world applications such as chemical detection where false negatives and false positives can increase dramatically

in the presence of rank deficiency [7]. The three block BCD algorithm converges to a stationary point according to Bertsekas' theorem [1]. The identity submatrices I_k in the above equations make the problem better conditioned than the subproblems in the standard NMF that uses two block BCD alternating updating W and H . We solve each NLS problem using the block principal pivoting (BPP) algorithm [13]. Theoretically, to force H to be identical to \tilde{H} , the value of the parameter β has to be infinity. This problem has been studied extensively and we use a scheme similar to what was proposed in [28]. It should be pointed out that also in [13] it is shown that algorithms based on the BCD framework have guaranteed convergence to a stationary point, whereas, popular and easy to implement algorithms such as Multiplicative Updating (MU) may not converge. In addition, extensive experiments show that the BPP method is faster and more accurate than MU.

3 CLUSTERING US PATENT DATA

All experiments were performed on a server with two Intel(R) Xeon(R) CPU E5-2680 v3 CPUs and 377GB memory. We use US patent claim and citation data from PatentsView¹. Some advantages of using US patents as a data source are: (1) the openness, centralized management and availability of relatively structured data format makes the patent data easier to obtain and process; (2) the abundance of the patent database ensures enough samples that can be studied; (3) patents were carefully assigned with classification labels, and such labels were examined by patent examiners; therefore the classification information can be used as a relatively reliable ground truth.

We used the Cooperative Patent Classification (CPC) system, where each classification label has the scheme as illustrated in Figure 1. We select 13 CPC classes (A22, A42, B06, B09, B68, C06,

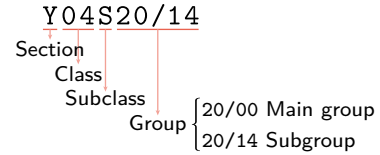


Figure 1: An example classification label in the CPC scheme

C13, C14, C40, D02, D10, F22, Y04) and use patents under each class to construct 13 different data sets. For each data set, we first construct the term-document matrix representing the patent claims and the graph adjacency matrix representing the patent citation relations. Our algorithm requires a symmetric adjacency matrix and therefore we treat the citation graph as undirected by ignoring the directions. We then clean the data by removing terms that appear very infrequently and documents that are too short or duplicated, and extracting the largest connected components of the graph. Finally, we apply tf-idf to the term-document matrix, normalize its columns to have unit 2-norm, obtaining the matrix X , and let S be $D^{-1/2} A D^{-1/2}$, where $A \in \mathbb{R}^{n \times n}$ is the adjacency matrix, $D = \text{diag}(d_1, \dots, d_n)$ and $d_i = \sum_{j=1}^n A_{ij}$ is the degree of vertex i . We use CPC groups as ground truth clusters. Some statistics about these data sets (after cleaning) are listed in Table 1.

¹<http://www.patentsview.org>

Table 1: Some statistics of US patent data sets.

Class	#Patents	#Citations	#Groups
A22	4976	28746	230
A42	4213	29285	134
B06	2938	11549	82
B09	3522	17302	38
B68	790	2433	93
C06	3347	17562	141
C13	1010	3717	87
C14	583	1125	69
C40	3748	28854	41
D02	3170	11216	158
D10	2548	8486	154
F22	3040	7977	359
Y04	3242	21518	76

Table 2: Type of predictions

In prediction	In ground truth	Type
c-connected	c-connected	TP
c-disconnected	c-disconnected	TN
c-connected	c-disconnected	FP
c-disconnected	c-connected	FN

We now define the measures for the evaluation of the clustering results. Assume we computed k clusters B_1, \dots, B_k and the ground truth has k' clusters $G_1, \dots, G_{k'}$. We compute the confusion matrix $C = (c_{ij})_{k \times k'}$, where $c_{ij} = |A_i \cap B_j|$. Then we define the *average F1 score* [29] as

$$F_1 = \frac{1}{2} \left(\frac{1}{k} \sum_{i=1}^k \max_j F_1(A_i, B_j) + \frac{1}{k'} \sum_{j=1}^{k'} \max_i F_1(B_j, A_i) \right)$$

where

$$F_1(A_i, B_j) = F_1(B_j, A_i) = \frac{2c_{ij}}{|A_i| + |B_j|}$$

This score measures how well an algorithm can recover the ground truth clusters. We also define another type of F_1 score called *pairwise F1 score*, as seen in [21, 30], which measures how well an algorithm can predict the connections among data items. Assume there are n data items in total. For each of the $n(n-1)/2$ pairs of data items, we say the two items are *c-connected* if they belong to the same cluster, otherwise we call them *c-disconnected* (a prefix c is added to distinguish from connectivity in graph theory). Clustering results can also be treated as a prediction of c -connectivity of each pair of data items. A prediction regarding one pair of data items can have four cases of true positive (TP), true negative (TN), false positive (FP) or false negative (FN) according to the rules listed in Table 2. We then define pairwise F_1 score (PWF_1) as

$$PWF_1 = \frac{2\#TP}{2\#TP + \#FN + \#FP}$$

To study the type of errors each algorithm makes, we also define pairwise false positive rate ($PWFPR$) and pairwise false negative

rate ($PWFNR$) as

$$PWFPR = \frac{\#FP}{\#FP + \#TN}$$

$$PWFNR = \frac{\#FN}{\#FN + \#TP}$$

Note that in the case of average F1 score, there are no real false positives or false negatives because we are actually matching detected clusters with ground truth clusters and put them in symmetric positions. Therefore, we don't discuss these two rates there. To evaluate pairwise scores, we also utilize connection information from external patent classifications. For example, patents in the class Y04 may also have classification labels in B06 and B09. Those external labels do not form a complete cluster, therefore we exclude them when evaluating the cluster quality. But they contain valuable connection information among different patents, therefore we include them in the pairwise scores.

We compare our algorithm with NMF and SymNMF, which have leading performance in text clustering and graph clustering, respectively. For hybrid clustering, we choose PCL-DC [30] to compare with based on popularity and source code availability. Both joint NMF and PCL-DC have parameters to set. For joint NMF, we let the default parameter to be $\alpha = \|X\|_F^2 / \|S\|_F^2$, standing for a half-half balance between graph clustering and text clustering, and we set $\beta = \alpha \|S\|_{max}$, where $\|S\|_{max}$ is the maximum absolute value of elements in S . The authors of PCL-DC do not provide a way to specify its regularization parameter λ . Therefore, we need to first study how parameter change will affect the algorithm performance. We found that for $\lambda < 1$, PCL-DC sometimes becomes extremely slow, such that it may take weeks to run it over all the data sets (estimated based on sampling run). Therefore, we let λ vary within [1, 20]. In Figure 2, we show how the average F1 score changes when λ varies in that range for the first four data sets listed in Table 1. The code of PCL-DC² provides two models (popularity link model and productivity link model), and we call them PCL-DC-1 and PCL-DC-2, respectively. We also show the performance change of joint NMF when its parameter α varies in the same range. We can observe that the PCL-DC is either worse than joint NMF or very sensitive to the parameters, and it seems that when λ exceed a certain threshold (depending on the data), there will be a big drop in clustering quality. Therefore, to have a tolerable running time while having a fair clustering quality, we choose $\lambda = 1$ in the comparison experiments. The results of the comparison are listed in Table 3 to Table 6, where each value is the average over 10 runs. We can observe that (1) Joint NMF in general has the best average F1 scores, and its average F1 score is better than that of NMF or SymNMF alone, consistently; (2) Each algorithm (except NMF) achieve the best pairwise F1 score several times; (3) Joint NMF and NMF have very low false positive rates, compared to other algorithms; (4) PCL-DC-1 and PCL-DC-2 have lower false negative rates than other algorithms. Note that all these algorithms have relatively high false negative rates. This is because the ground truth information used for pairwise scores contains external classification information and is thus highly overlapping. However, all these algorithms are non-overlapping clustering algorithms, which means many connections between data items cannot be recovered. In conclusion, the joint

²https://homepage.cs.uiowa.edu/~tyng/codes/community_detection.zip

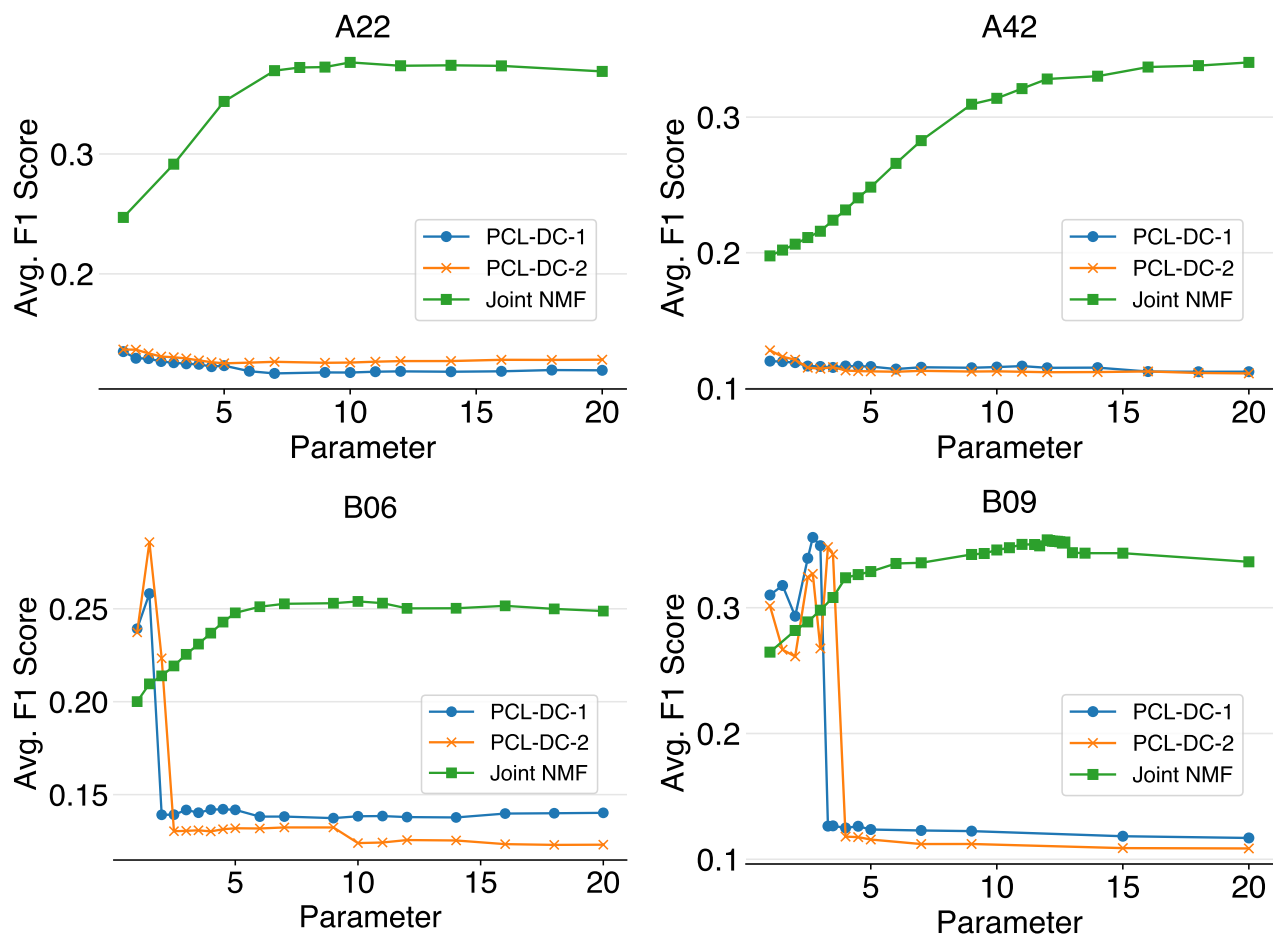


Figure 2: Parameter sensitivity of PCL-DC and Joint NMF.

Table 3: Comparison of average F1 scores

Class	Joint NMF	NMF	SymNMF	PCL-DC-1	PCL-DC-2
A22	0.3730	0.2293	0.3457	0.1351	0.1369
A42	0.3215	0.1779	0.3199	0.1201	0.1280
B06	0.2502	0.1905	0.2307	0.2393	0.2373
B09	0.3336	0.2449	0.2690	0.3101	0.3014
B68	0.3806	0.3059	0.3762	0.4034	0.3671
C06	0.2257	0.1830	0.2004	0.1156	0.1158
C13	0.2990	0.2664	0.2953	0.2616	0.2224
C14	0.3584	0.3191	0.3578	0.2692	0.2659
C40	0.1939	0.1709	0.1673	0.1951	0.1981
D02	0.2990	0.2131	0.2683	0.1756	0.2268
D10	0.3046	0.2452	0.2783	0.1612	0.2999
F22	0.3006	0.2211	0.2926	0.1533	0.1388
Y04	0.2489	0.2069	0.2018	0.2599	0.2596

Table 4: Comparison of pairwise F1 scores

Class	Joint NMF	NMF	SymNMF	PCL-DC-1	PCL-DC-2
A22	0.2814	0.1310	0.2493	0.1091	0.1108
A42	0.2697	0.0947	0.2434	0.1104	0.1021
B06	0.1777	0.1115	0.3703	0.4083	0.3652
B09	0.2212	0.1439	0.4080	0.3173	0.3254
B68	0.2821	0.1633	0.3281	0.5252	0.4322
C06	0.1324	0.0726	0.2092	0.1343	0.1924
C13	0.1457	0.0979	0.2001	0.3570	0.4394
C14	0.1558	0.1290	0.1559	0.2537	0.2569
C40	0.1274	0.0909	0.4431	0.1832	0.2149
D02	0.1200	0.0725	0.1430	0.2407	0.2549
D10	0.0905	0.0560	0.1046	0.1519	0.2686
F22	0.1850	0.0746	0.1720	0.1342	0.1044
Y04	0.1767	0.0851	0.3681	0.4232	0.4510

NMF produced better quality solutions for clustering; for prediction of pairwise connection, joint NMF and PCL-DC performed well.

The joint NMF method has other advantages: its parameter has explicit meanings (weight between text and graph), the clustering

Table 5: Comparison of pairwise false positive rates

Class	Joint NMF	NMF	SymNMF	PCL-DC-1	PCL-DC-2
A22	0.0052	0.0044	0.0060	0.0569	0.0342
A42	0.0109	0.0078	0.0105	0.0525	0.0422
B06	0.0114	0.0106	0.0601	0.0967	0.0887
B09	0.0187	0.0225	0.1924	0.0371	0.0584
B68	0.0043	0.0071	0.0058	0.0592	0.0995
C06	0.0056	0.0054	0.0099	0.0300	0.0351
C13	0.0068	0.0082	0.0104	0.0721	0.1068
C14	0.0084	0.0125	0.0100	0.1244	0.1658
C40	0.0147	0.0149	0.0959	0.0311	0.0286
D02	0.0053	0.0053	0.0098	0.0863	0.0954
D10	0.0032	0.0043	0.0046	0.0528	0.0530
F22	0.0033	0.0033	0.0026	0.0296	0.0295
Y04	0.0144	0.0109	0.0580	0.0614	0.0732

Table 6: Comparison of pairwise false negative rates

Class	Joint NMF	NMF	SymNMF	PCL-DC-1	PCL-DC-2
A22	0.7992	0.9165	0.8203	0.7986	0.8536
A42	0.7994	0.9401	0.8230	0.8606	0.8863
B06	0.8895	0.9337	0.6138	0.4547	0.5459
B09	0.8641	0.9138	0.4991	0.7768	0.7493
B68	0.8252	0.9017	0.7866	0.3292	0.3151
C06	0.9249	0.9602	0.8708	0.9050	0.8537
C13	0.9177	0.9456	0.8808	0.6756	0.5128
C14	0.9092	0.9234	0.9080	0.6939	0.6351
C40	0.9311	0.9518	0.6880	0.8964	0.8765
D02	0.9317	0.9597	0.9129	0.7066	0.6691
D10	0.9518	0.9705	0.9434	0.8940	0.7998
F22	0.8842	0.9561	0.8958	0.8408	0.8784
Y04	0.8956	0.9530	0.7055	0.6448	0.5966

quality is not very sensitive against the parameter, and its default parameter works very well.

4 OTHER APPLICATIONS

Besides clustering, joint NMF has other potential applications such as citation recommendations of papers/patents and activity/leader detection in an organization.

4.1 Citation recommendation

When applied to papers/patents with citations or web pages with hyperlinks, the formulation (4) can also be understood as finding a basis W for the text space, such that under this basis, the representation (coordinates) of the documents can also reflect their linkage information. Therefore, when we express a new vector \mathbf{x} in the text space using the basis W , i.e. finding a vector \mathbf{h} that solves the following optimization problem

$$\min_{\mathbf{h} \geq 0} \|\mathbf{x} - W\mathbf{h}\|_2 \tag{12}$$

We can use closeness of \mathbf{h} to the column vectors in H to decide how likely the new document represented by \mathbf{h} should cite some

of the documents in H . For example, one can recommend a new document to cite the i -th original document if the i -th entry of $H^T\mathbf{h}$ is larger than certain threshold. Another way is to set the threshold on the cosine similarity between \mathbf{h} and column vectors in H . We will see that each method has its advantages.

For this task, we used the paper title/abstract and citation data **cit-HepTh** from SNAP[18], which contains 27,770 papers from January 1993 to April 2003 in the hep-th (high energy physics - theory) section of arXiv. Note that this is a different task from clustering and therefore the data preprocessing procedure is a little different: we use the raw adjacency matrix for S (i.e. $S = A$). The normalized version $D^{-1/2}AD^{-1/2}$ is related to minimizing normalized cut[16] and therefore good for clustering. Here the raw adjacency matrix is a better indicator of citations, which is used as an input that the algorithm learns from, instead of a basis for clustering.

To evaluate our method, we separate the data into training and test sets by treating papers published earlier than 2003 as training set and papers published in 2003 as test set. We learn a matrix W from the documents and citation relation in the training set, make prediction of citations for documents in the test set and compare the prediction with the actual citations.

To verify that the W computed by our algorithm indeed reflects the network structure better, we also designed several baseline methods. A naive method is to predict citations based on number of words shared by two documents. One method based on NMF is to learn the matrix W used in (12) only by NMF, i.e. $\min_{W \geq 0, H \geq 0} \|X_{train} - WH\|_F$. Another method based on NMF is to directly learn the \mathbf{h} vector in (12) by $\min_{W, H, \mathbf{h} \geq 0} \|[X_{train}, \mathbf{x}] - W[H, \mathbf{h}]\|_F$. For the two NMF-based methods, the rest of the steps for making predictions are the same as joint NMF, once the matrix W or the vector \mathbf{h} is obtained. In this subsection, we denote these two NMF based methods as NMF-1 and NMF-2, respectively.

In both prediction methods (compute $H^T\mathbf{h}$, the inner product, or compute cosine similarity scores), a threshold is needed. Instead of evaluating these algorithms with a fixed threshold, we show the receiver operating characteristic (ROC) curve, which plots the true positive rate against the false positive rate at various threshold values. In general, the closer the curve is to the upper left corner of the graph, the better the algorithm is.

We first use paper abstracts as text content. The experiment results are in Figure 3. We can observe that when cosine similarity is used, joint NMF makes the overall best prediction, and when inner product is used, at certain threshold value joint NMF can achieve relatively high true positive rate with a very low false positive rate. One can choose which one to use based on their requirements.

We repeated the experiments using only paper titles as text contents. And similar results are observed, as in Figure 4. We can observe that even with very little text information (such as paper titles), our method still works.

4.2 Activity and Leader Detection on Enron email data

In an organization where different groups of people work on different subjects/have different activities, joint NMF can be used to detect such group structure, reveal the working subject/activities going on and find administrators/leaders in the organization. We

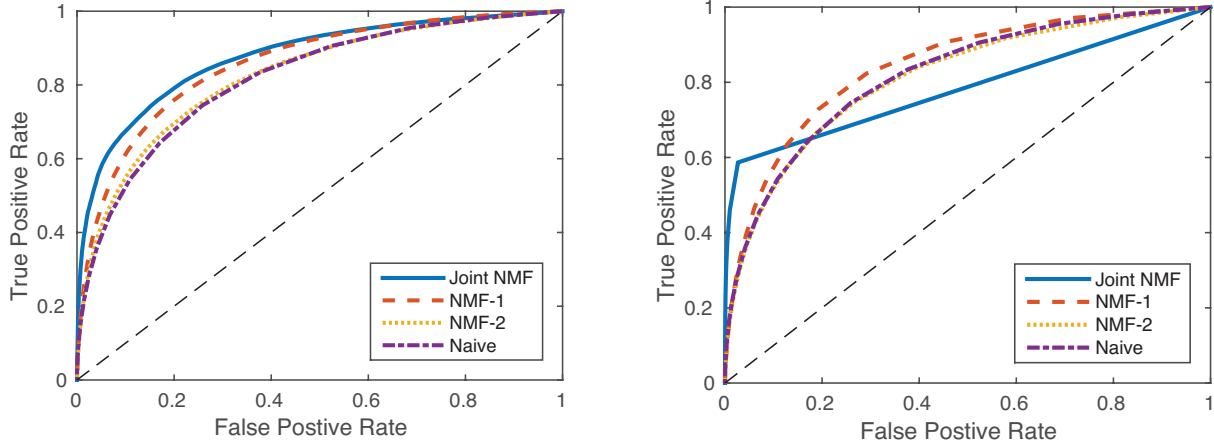


Figure 3: ROC curves for citation recommendation algorithms applied to paper abstract and citation data. The left one uses cosine similarity for the prediction, while the right one uses inner product.

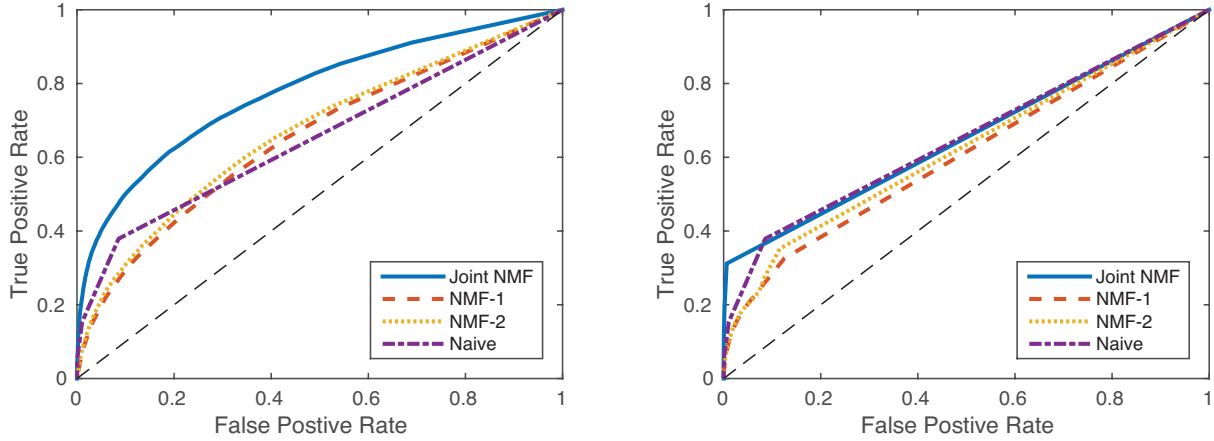


Figure 4: ROC curves for citation recommendation algorithms applied to paper title and citation data. The left one uses cosine similarity for the prediction, while the right one uses inner product.

assume that (1) within-group communications (e.g. emails) can reflect the subject the team is working on/activities going on and (2) people involved in multiple groups may hold a higher position in the organization, since they may be in charge of these groups. Each communication can be seen as a hypergraph edge that connects all the people involved in the communication and the communication content is the text associated with the edge. Clustering the text data can distinguish and identify different working subjects/activities and clustering the graph data can divide people into workgroups. Joint NMF utilizes both types of data simultaneously and therefore can distinguish different groups of people working on the same subject and different subjects worked on by the same group of people. After the clustering is done, one can count and compare the number of groups/clusters each person belongs to—the more groups a person belongs to, the more likely the person is in a leader or an administrative position.

We use a subset of Enron email data extracted by a group from UC Berkeley ³, containing 1702 emails. We first construct the term document matrix from email content and the hypergraph incidence matrix from email-sender/recipient relations. The hypergraph has Enron employees as vertices and their emails as edges, and a vertex is connected by an edge if and only if the corresponding employee is the sender or a recipient of the corresponding email. After that, we clean the data by removing terms that appear very infrequently and emails that are too short or duplicated, and extracting the largest connected components of the hypergraph. We then apply tf-idf to the term-document matrix, normalize its columns to have unit 2-norm, obtaining the matrix X , and compute S using (7) in which M is the incidence matrix of the dual hypergraph. Finally, we apply joint NMF with $\alpha = \|X\|_F^2 / \|S\|_F^2$ and $\beta = \alpha \|S\|_{max}$ to find 20 groups of employee. Note that since the dual hypergraph is used, the resulting clusters are clusters of emails, instead of clusters of employees. To

³http://bailando.sims.berkeley.edu/enron_email.html

Table 7: Frequency of number of memberships

#memberships	1	2	3	4	5	6	7	11
#employees	1069	149	45	17	8	7	1	1

Table 8: Employees that has j memberships ($j \geq 6$) and their positions in Enron

j	Name	Position in Enron
11	Steven Kean	Chief of staff
7	Jeff Dasovich	Governmental affairs executive
	Susan Mara	California director of Regulatory Affairs
	Richard Shapiro	VP of regulatory affairs
	Paul Kaufman	VP of Government Affairs
6	James Steffes	VP of Government Affairs
	Tim Belden	Head of trading
	Richard Sanders	VP of Enron Whole Sale Services
	Joe Hartsoe	VP of Federal Regulatory Affairs

VP: vice president

induce clusters of employees, one simply put employees involved in the same cluster of emails into one employee cluster. In this way, we can actually induce overlapping employee clusters from non-overlapping email clusters. We say an employee has j memberships if the employee belongs to j clusters and count the number of memberships for each employee and list the frequency of each number in Table 7. We examined the employees that had at least 6 memberships in online news, finding they all held relative high positions in Enron. We list their names and positions in Table 8. To see the effect of our algorithm on topic modeling, we list some topic keywords for each cluster in Table 9. We can observe that some emails are communications about/with other companies and regulatory agencies (0,3,19); some are about administrative tasks or daily work (5,7,8,13,15,16,18); some are about legal issues (6,10); and some are related to the California energy crisis (2,11).

5 CONCLUSIONS AND DISCUSSIONS

With a simple CLRA formulation in (4), joint NMF is able to solve a variety of problems. The basic application of joint NMF is to cluster hybrid data with both content and connection structure, where the connection structure can be either a graph or a hypergraph, and the content can be associated with either the hypergraph nodes or the edges. When X is any nonnegative feature-data matrix and S is a nonnegative data-data similarity matrix, the joint NMF formulation (4) naturally applies without any modification. When there are multiple feature-data matrices X_1, \dots, X_p and multiple similarity matrices S_1, \dots, S_q , one can extend (4) to

$$\min_{W_i \geq 0, H \geq 0} \sum_{i=1}^p \alpha_i \|X_i - W_i H\|_F^2 + \sum_{j=1}^q \gamma_j \|S_j - H^T H\|_F^2$$

Joint NMF can also be applied to predict paper/patent citations and detect activities and leaders in an organization.

Table 9: Topic keywords of clusters

#	Keywords
0	ubs, warburg, forecast, confidential, win
1	blackberry, handheld, wireless
2	california, power, confidential, tariff, pursuant
3	caiso, refund, ferc, proceedings
4	burrito, peace, things, price, market, board, california
5	document, fax, tonight, sign, back, attach, thanks
6	wholesale, policy, compliance, receipt, legal, service
7	enron, please, know, attach, meeting, contact, call, any, time
8	london, conference, meeting, next, week
9	handheld, blackberry, wireless, agreement, confidential
10	testify, witness, fault, burden, cut, budget
11	california, electricity, energy, price, market, power, rate, bill
12	recommendation, template, participant, management
13	passcode, please, effective, confidential, change
14	stanford, university, expert, try, best, mail, california
15	account, invoice, trust, fund, transfer
16	expense, report, employee, name, approve, amount
17	folder, info, audit, access, apollo, email, sensitivity, server
18	sent, talk, presentation, thanks, infrastructure, amendment
19	hpl, aep, agreement, compete, deal, arrangement

As a hybrid clustering method, joint NMF, with easy-to-set parameters, successfully improves the cluster quality over content-only and connection-only clustering algorithms. It also outperforms one of the leading hybrid clustering methods in the sense of average F1 score. For the performance of pairwise connection prediction, the advantage of joint NMF is its low false positive rate.

In our experiments, joint NMF also shows very good potential for predicting paper/patent citations and activities and leaders in an organization.

Although the current default parameters ($\alpha = \|X\|_F^2 / \|S\|_F^2$ and $\beta = \alpha \|S\|_{max}$) for joint NMF are usually good enough, we noticed in our experiments that these are not optimal. We plan to study this further in future research to better understand these parameter values.

Our next research effort, in addition to that noted above, is to accelerate the joint NMF algorithm using a divide-and-conquer approach, as in [15]. The application of joint NMF to citation recommendation and activity/leader detection will also be further explored and we will conduct more experiments on additional data sets and compare joint NMF with other algorithms in these two areas.

ACKNOWLEDGMENTS

This work was supported in part by the National Science Foundation (NSF) grant IIS-1348152 and Defense Advanced Research Projects Agency (DARPA) XDATA program grant FA8750-12-2-0309. Any opinions, findings and conclusions or recommendations expressed in this material are those of the authors and do not necessarily reflect the views of the NSF or DARPA.

REFERENCES

- [1] Dimitri Bertsekas. 1999. *Nonlinear Programming*. Athena Scientific.
- [2] Richard Boyd, Barry Drake, Da Kuang, and Haesun Park. 2016. <http://smallk.github.io/>. (June 2016).
- [3] Jonathan Chang and David M. Blei. 2010. HIERARCHICAL RELATIONAL MODELS FOR DOCUMENT NETWORKS. *The Annals of Applied Statistics* 4, 1 (March 2010), 124–150.
- [4] Jaegul Choo, Changhyun Lee, Chandan K. Reddy, and Haesun Park. 2013. UTOPIAN: User-Driven Topic Modeling Based on Interactive Nonnegative Matrix Factorization. *IEEE Transactions on Visualization and Computer Graphics* 19, 12 (Dec. 2013), 1992–2001. DOI : <http://dx.doi.org/10.1109/TVCG.2013.212>
- [5] David A. Cohn and Thomas Hofmann. 2001. The Missing Link - A Probabilistic Model of Document Content and Hypertext Connectivity. In *Advances in Neural Information Processing Systems 13*, T. K. Leen, T. G. Dietterich, and V. Tresp (Eds.). MIT Press, 430–436.
- [6] J.D. Cruz, C. Bothorel, and F. Poulet. 2011. Entropy Based Community Detection in Augmented Social Networks. In *2011 International Conference on Computational Aspects of Social Networks (CASoN)*, 163–168. DOI : <http://dx.doi.org/10.1109/CASON.2011.6085937>
- [7] Barry Drake, Jingu Kim, Mahendra Mallick, and Haesun Park. 2010. Supervised Raman Spectra Estimation based on Nonnegative Rank Deficient Least Squares. In *Proceedings 13th International Conference on Information Fusion, Edinburgh, UK*.
- [8] Haithum Elhadi and Gady Agam. 2013. Structure and Attributes Community Detection: Comparative Analysis of Composite, Ensemble and Selection Methods. In *Proceedings of the 7th Workshop on Social Network Mining and Analysis (SNAKDD '13)*. ACM, New York, NY, USA, 10:1–10:7. DOI : <http://dx.doi.org/10.1145/2501025.2501034>
- [9] Elena Erosheva, Stephen Fienberg, and John Lafferty. 2004. Mixed-Membership Models of Scientific Publications. *Proceedings of the National Academy of Sciences* 101, suppl 1 (June 2004), 5220–5227. DOI : <http://dx.doi.org/10.1073/pnas.0307760101>
- [10] Amit Gruber, Michal Rosen-Zvi, and Yair Weiss. 2008. Latent Topic Models for Hypertext. In *Proceedings of the Twenty-Fourth Conference Annual Conference on Uncertainty in Artificial Intelligence (UAI-08)*. AUAI Press, Corvallis, Oregon, 230–239.
- [11] Di Jin, Bogdan Gabrys, and Jianwu Dang. 2015. Combined Node and Link Partitions Method for Finding Overlapping Communities in Complex Networks. *Scientific Reports* 5 (Feb. 2015). DOI : <http://dx.doi.org/10.1038/srep08600>
- [12] Jingu Kim, Yunlong He, and Haesun Park. 2013. Algorithms for Nonnegative Matrix and Tensor Factorizations: A Unified View Based on Block Coordinate Descent Framework. *Journal of Global Optimization* (March 2013). DOI : <http://dx.doi.org/10.1007/s10898-013-0035-4>
- [13] Jingu Kim and Haesun Park. 2011. Fast Nonnegative Matrix Factorization: An Active-Set-like Method and Comparisons. *SIAM Journal on Scientific Computing* 33, 6 (2011), 3261–3281.
- [14] Da Kuang, Jaegul Choo, and Haesun Park. 2015. Nonnegative Matrix Factorization for Interactive Topic Modeling and Document Clustering. In *Partitioned Clustering Algorithms*, M. Emre Celebi (Ed.). Springer International Publishing, 215–243. DOI : http://dx.doi.org/10.1007/978-3-319-09259-1_7
- [15] Da Kuang and Haesun Park. 2013. Fast Rank-2 Nonnegative Matrix Factorization for Hierarchical Document Clustering. In *Proceedings of the 19th ACM SIGKDD International Conference on Knowledge Discovery and Data Mining*. ACM, 739–747.
- [16] Da Kuang, Haesun Park, and Chris HQ Ding. 2012. Symmetric Nonnegative Matrix Factorization for Graph Clustering. In *SDM*, Vol. 12. SIAM, 106–117.
- [17] Da Kuang, Sangwoon Yun, and Haesun Park. 2014. SymNMF: Nonnegative Low-Rank Approximation of a Similarity Matrix for Graph Clustering. *Journal of Global Optimization* 62, 3 (Nov. 2014), 545–574. DOI : <http://dx.doi.org/10.1007/s10898-014-0247-2>
- [18] Jure Leskovec and Andrej Krevl. 2014. SNAP Datasets: Stanford Large Network Dataset Collection. <http://snap.stanford.edu/data>. (June 2014).
- [19] J. Liu, C. Wang, J. Gao, and J. Han. 2013. Multi-View Clustering via Joint Nonnegative Matrix Factorization. In *Proceedings of the 2013 SIAM International Conference on Data Mining*. Society for Industrial and Applied Mathematics, 252–260.
- [20] Yan Liu, Alexandru Niculescu-Mizil, and Wojciech Gryc. 2009. Topic-Link LDA: Joint Models of Topic and Author Community. In *Proceedings of the 26th Annual International Conference on Machine Learning (ICML '09)*. ACM, New York, NY, USA, 665–672. DOI : <http://dx.doi.org/10.1145/1553374.1553460>
- [21] Christopher D. Manning, Prabhakar Raghavan, and Hinrich Schütze. 2008. *Introduction to Information Retrieval*. Cambridge University Press, New York, NY, USA.
- [22] Qiaozhu Mei, Deng Cai, Duo Zhang, and ChengXiang Zhai. 2008. Topic Modeling with Network Regularization. In *Proceedings of the 17th International Conference on World Wide Web (WWW '08)*. ACM, New York, NY, USA, 101–110. DOI : <http://dx.doi.org/10.1145/1367497.1367512>
- [23] Ramesh M. Nallapati, Amr Ahmed, Eric P. Xing, and William W. Cohen. 2008. Joint Latent Topic Models for Text and Citations. In *Proceedings of the 14th ACM SIGKDD International Conference on Knowledge Discovery and Data Mining (KDD '08)*. ACM, New York, NY, USA, 542–550. DOI : <http://dx.doi.org/10.1145/1401890.1401957>
- [24] Yiye Ruan, David Fuhry, and Srinivasan Parthasarathy. 2013. Efficient Community Detection in Large Networks Using Content and Links. In *Proceedings of the 22nd International Conference on World Wide Web (WWW '13)*. International World Wide Web Conferences Steering Committee, Republic and Canton of Geneva, Switzerland, 1089–1098.
- [25] Alexander Strehl and Joydeep Ghosh. 2003. Cluster Ensembles – a Knowledge Reuse Framework for Combining Multiple Partitions. *J. Mach. Learn. Res.* 3 (March 2003), 583–617. DOI : <http://dx.doi.org/10.1162/153244303321897735>
- [26] Yizhou Sun, Charu C. Aggarwal, and Jiawei Han. 2012. Relation Strength-Aware Clustering of Heterogeneous Information Networks with Incomplete Attributes. *Proc. VLDB Endow.* 5, 5 (Jan. 2012), 394–405. DOI : <http://dx.doi.org/10.14778/2140436.2140437>
- [27] Jiliang Tang, Xufei Wang, and Huan Liu. 2012. Integrating Social Media Data for Community Detection. In *Proceedings of the 2011 International Conference on Modeling and Mining Ubiquitous Social Media (MSM'11)*. Springer-Verlag, Berlin, Heidelberg, 1–20. DOI : http://dx.doi.org/10.1007/978-3-642-33684-3_1
- [28] Yangyang Xu, Wotao Yin, Zaiwen Wen, and Yin Zhang. 2012. An alternating direction algorithm for matrix completion with nonnegative factors. *Frontiers of Mathematics in China* 7, 2 (2012), 365–384. DOI : <http://dx.doi.org/10.1007/s11464-012-0194-5>
- [29] Jaewon Yang and Jure Leskovec. 2013. Overlapping Community Detection at Scale: A Nonnegative Matrix Factorization Approach. In *Proceedings of the Sixth ACM International Conference on Web Search and Data Mining*. ACM, 587–596.
- [30] Tianbao Yang, Rong Jin, Yun Chi, and Shenghuo Zhu. 2009. Combining Link and Content for Community Detection: A Discriminative Approach. In *Proceedings of the 15th ACM SIGKDD International Conference on Knowledge Discovery and Data Mining (KDD '09)*. ACM, New York, NY, USA, 927–936. DOI : <http://dx.doi.org/10.1145/1557019.1557120>
- [31] Denny Zhou, Jiayuan Huang, and Bernhard Schölkopf. 2007. Learning with Hypergraphs: Clustering, Classification, and Embedding. In *Advances in Neural Information Processing Systems 19*, B. Schölkopf, J. C. Platt, and T. Hoffman (Eds.). MIT Press, 1601–1608.
- [32] Shenghuo Zhu, Kai Yu, Yun Chi, and Yihong Gong. 2007. Combining Content and Link for Classification Using Matrix Factorization. In *Proceedings of the 30th Annual International ACM SIGIR Conference on Research and Development in Information Retrieval (SIGIR '07)*. ACM, New York, NY, USA, 487–494. DOI : <http://dx.doi.org/10.1145/1277741.1277825>