

Maximum matchings in scale-free networks with identical degree distribution

Huan Li^{a,b}, Zhongzhi Zhang^{a,b}

^a*School of Computer Science, Fudan University, Shanghai 200433, China*

^b*Shanghai Key Laboratory of Intelligent Information Processing, Fudan University, Shanghai 200433, China*

Abstract

The size and number of maximum matchings in a network have found a large variety of applications in many fields. As a ubiquitous property of diverse real systems, power-law degree distribution was shown to have a profound influence on size of maximum matchings in scale-free networks, where the size of maximum matchings is small and a perfect matching often does not exist. In this paper, we study analytically the maximum matchings in two scale-free networks with identical degree sequence, and show that the first network has no perfect matchings, while the second one has many. For the first network, we determine explicitly the size of maximum matchings, and provide an exact recursive solution for the number of maximum matchings. For the second one, we design an orientation and prove that it is Pfaffian, based on which we derive a closed-form expression for the number of perfect matchings. Moreover, we demonstrate that the entropy for perfect matchings is equal to that corresponding to the extended Sierpiński graph with the same average degree as both studied scale-free networks. Our results indicate that power-law degree distribution alone is not sufficient to characterize the size and number of maximum matchings in scale-free networks.

Keywords: Maximum matching, Perfect matching, Pfaffian orientation, Scale-free network, Complex network

1. Introduction

A matching in a graph with N vertices is a set of edges, where no two edges are incident to a common vertex. A maximum matching is a matching

Email address: zhangzz@fudan.edu.cn (Zhongzhi Zhang)

of maximum cardinality, with a perfect matching being a particular case containing $\frac{N}{2}$ edges. The size and number of maximum matchings have numerous applications in physics [1], chemistry [2], computer science [3], among others. For example, in the context of structural controllability [4, 5], the minimum number of driving vertices to control the whole network and the possible configurations of driving vertices are closely related to the size and number of maximum matchings in a bipartite graph.

Due to the relevance of diverse aspects, it is of theoretical and practical importance to study the size and number of maximum matchings in networks, which is, however, computationally intractable [6]. Valiant proved that enumerating perfect matchings in general graphs is formidable [7, 8], it is $\#P$ -complete even in bipartite graph [8]. Thus, it is of great interest to find specific graphs for which the maximum matching problem can be solved exactly [3]. In the past decades, the problems related maximum matchings have attracted considerable attention from the community of mathematics and theoretical computer science [9, 10, 11, 12, 13, 14, 15, 16, 17, 18, 19, 20, 21, 22, 23, 24, 25, 26, 27, 28].

A vast majority of previous works about maximum matchings focused on regular graphs or random graphs [9, 21, 24, 27], which cannot well describe realistic networks. Extensive empirical works [29] indicated that most real networks exhibit the prominent scale-free property [30], with their degree distribution following a power law form. It has been shown that power law behavior has a strong effect on the properties of maximum matchings in a scale-free network [4]. For example, in the Barabási-Albert (BA) scale-free network [30], a perfect matching is almost sure not to exist, and the size of a maximum matching is much less than half the number of vertices. The same phenomenon was also observed in a lot of real scale-free networks, which are far from being perfectly matched as the BA network. Then, an interesting question arises naturally: whether the power-law degree distribution is the only ingredient characterizing maximum matchings in scale-free networks?

In order to answer the above-raised problem, in this paper, we present an analytical study of maximum matchings in two scale-free networks with identical degree distribution [31], and show that the first network has no perfect matchings, while the second network has many. For the first network, we derive an exact expression for the size of maximum matchings, and provide a recursive solution to the number of maximum matchings. For the second network, by employing the Pfaffian method proposed independently by Kasteleyn [32], Fisher and Temperley [33], we construct a Pfaffian orientation of the network. On the basis of Pfaffian orientation, we determine the number of perfect matchings as well as its entropy, which is proved equal

to that corresponding to the extended Sierpiński graph [34]. Our findings suggest that the power-law degree distribution by itself cannot determine the properties of maximum matchings in scale-free networks.

2. Preliminaries

In this section, we introduce some useful notations and results that will be applied in the sequel.

2.1. Graph and operation

Let $\mathcal{G} = (\mathcal{V}(\mathcal{G}), \mathcal{E}(\mathcal{G}))$ be a graph with N vertices and E edges, where $\mathcal{V}(\mathcal{G})$ is the vertex set $\{v_1, v_2, \dots, v_N\}$ and $\mathcal{E}(\mathcal{G})$ is the edge set. In this paper, all graphs considered are simple graphs without loops and parallel edges, having an even number of vertices. Throughout the paper, the two terms graph and network are used indistinctly.

Let $e = \{u, v\} \in \mathcal{E}(\mathcal{G})$ be an edge in \mathcal{G} . We say that the edge e is subdivided if we insert a new vertex w between them, that is, edge e is replaced by a path $u - w - v$ of length 2. The subdivision graph $B(\mathcal{G})$ of a graph \mathcal{G} is the graph obtaining from \mathcal{G} by performing the subdivision operation on each edge in $\mathcal{E}(\mathcal{G})$.

The line graph $L(\mathcal{G})$ of a graph \mathcal{G} is the graph, where the vertex set is exactly the edge set $\mathcal{E}(\mathcal{G})$ of \mathcal{G} , and two vertices are adjacent if and only if their corresponding edges of \mathcal{G} are connected to a common vertex in $\mathcal{V}(\mathcal{G})$.

The subdivided-line graph $\Gamma(\mathcal{G})$ of a graph \mathcal{G} is the line graph of the subdivision graph of \mathcal{G} , i.e., $\Gamma(\mathcal{G}) = L(B(\mathcal{G}))$. We call Γ the subdivided-line graph operation. The g -iterated ($g \geq 1$) subdivided-line graph $\Gamma^g(\mathcal{G})$ of \mathcal{G} is the graph obtained from \mathcal{G} by iteratively using the subdivided-line graph operation g times.

2.2. Structural properties of a graph

For a network, the distance between two vertices is defined as the number of edges in the shortest path between them, and the average distance of the network is defined as the arithmetic average of distances over all pairs of vertices. The diameter of a network is the length of the shortest path between any pair of farthestmost vertices in the network. A network is said to be small-world [35] if its average distance grows logarithmically with the number of vertices, or more slowly.

A random variable x is said to follow a power law distribution if its probability density function $P(x)$ obeys the form $P(x) \sim x^{-\gamma}$. A network is

scale-free [30] if its degree satisfies, at least asymptotically, a power law distribution $P(d) \sim d^{-\gamma}$. In realistic scale-free networks [29], the power exponent γ of degree distribution typically lies between 2 and 3. Cumulative degree distribution $P_{\text{cum}}(d)$ of a network is defined as $P_{\text{cum}}(d) = \sum_{d' \geq d} P(d')$. For a scale-free network with power law degree distribution $P(d) \sim d^{-\gamma}$, its cumulative degree distribution is also power law $P_{\text{cum}}(d) \sim d^{-(\gamma-1)}$ [29].

In real networks there are nontrivial degree correlations among vertices [36]. There are two measures characterizing degree correlations in a network. The first one is the average degree of the nearest neighbors for vertices with degree d as a function of this degree value, denoted as $k_{\text{nn}}(d)$ [37]. When $k_{\text{nn}}(d)$ is an increasing function of d , it means that vertices have a tendency to connect to vertices with a similar or larger degree. In this case, the network is called assortative. For example, the small-world Farey graph [38, 39] is assortative. In contrast, if $k_{\text{nn}}(d)$ is a decreasing function of d , which implies that vertices of large degree are likely to be connected to vertices with small degree, then the network is said to be disassortative. And if $k_{\text{nn}}(d) = \text{const}$, the network is uncorrelated.

The other quantity describing degree correlations is Pearson correlation coefficient of the degrees of the endvertices of all edges [36]. For a general graph $\mathcal{G} = (\mathcal{V}(\mathcal{G}), \mathcal{E}(\mathcal{G}))$, this coefficient is defined as

$$r(\mathcal{G}) = \frac{E \sum_{i=1}^E j_i k_i - \left[\sum_{i=1}^E \frac{1}{2} (j_i + k_i) \right]^2}{E \sum_{i=1}^E \frac{1}{2} (j_i^2 + k_i^2) - \left[\sum_{i=1}^E \frac{1}{2} (j_i + k_i) \right]^2}, \quad (1)$$

where j_i, k_i are the degrees of the two endvertices of the i th edge, with $i = 1, 2, \dots, E$. The Pearson correlation coefficient is in the range $-1 \leq r(\mathcal{G}) \leq 1$. Network \mathcal{G} is uncorrelated, if $r(\mathcal{G}) = 0$; \mathcal{G} is disassortative, if $r(\mathcal{G}) < 0$; and \mathcal{G} is assortative, if $r(\mathcal{G}) > 0$.

A network \mathcal{G} is fractal if it has a finite fractal dimension, otherwise it is non-fractal [40]. In general, the fractal dimension of \mathcal{G} can be computed by a box-covering approach [41]. A box of size l_B is a vertex set such that all distances between any pair of vertices in the box are less than l_B . We use boxes of size l_B to cover all vertices in \mathcal{G} , and let N_B be minimum possible number of boxes required to cover all vertices in \mathcal{G} . If N_B satisfies $N_B \sim l_B^{-d_B}$ with $0 < d_B < \infty$, then \mathcal{G} is fractal with its fractal dimension being d_B . Self-similarity of a network [42] refers to the scale invariance of the degree distribution under coarse-graining with various box sizes l_B as well as

under the iterative operations of coarse-graining with fixed l_B . Intuitively, a self-similar network resembles a part of itself. Notice that fractality and self-similarity do not always imply each other. A fractal network is self-similar, while a self-similar network may be not fractal.

2.3. Matchings in a graph

A matching in \mathcal{G} is a subset $M \subseteq \mathcal{E}(\mathcal{G})$ such that no two edges in M have a vertex in common. The size of a matching M is the number of edges in M . A matching of the largest possible size is called a maximum matching. Matching number of \mathcal{G} is defined as the cardinality of any maximum matching in \mathcal{G} . A vertex incident with an edge in M is said to be covered by M . A matching M is said to be perfect if it covers every vertex of \mathcal{G} . Obviously, any perfect matching is a maximum matching. We use $\psi(\mathcal{G})$ to denote the number of perfect matchings of \mathcal{G} .

Lemma 2.1 [43] *For a connected graph \mathcal{G} with N vertices and E edges, where E is even, the number $\psi(L(\mathcal{G}))$ of perfect matchings in its line graph satisfies $\psi(L(\mathcal{G})) \geq 2^{E-N+1}$, where equality holds if the degree of all vertices in \mathcal{G} is less than or equal to 3.*

A path is called an elementary one if it touches each vertex one time at most. A cycle is elementary if it touches each vertex one time at most, except the starting and ending vertices. In this paper, all paths and cycles mentioned are elementary paths and elementary cycles, respectively. A cycle C of \mathcal{G} is nice if $\mathcal{G} \setminus C$ contains a perfect matching, where $\mathcal{G} \setminus C$ represents the induced subgraph of \mathcal{G} obtained from \mathcal{G} by removing all vertices of C and the edges connected to them. Similarly, a path P of \mathcal{G} is nice if $\mathcal{G} \setminus P$ includes a perfect matching. Since the number of vertices of any graph considered in this paper is even, the length (number of edges) of every nice cycle is even, while the length of every nice path is odd.

Let \mathcal{G}^e be an orientation of \mathcal{G} . Then the skew adjacency matrix of \mathcal{G}^e , denoted by $A(\mathcal{G}^e)$, is defined as

$$A(\mathcal{G}^e) = (a_{ij})_{N \times N}, \quad (2)$$

where

$$a_{ij} = \begin{cases} 1, & (v_i, v_j) \in \mathcal{E}(\mathcal{G}^e), \\ -1, & (v_j, v_i) \in \mathcal{E}(\mathcal{G}^e), \\ 0, & \text{otherwise.} \end{cases} \quad (3)$$

For a cycle C with even length, we shall say C is oddly (or evenly) oriented in \mathcal{G}^e if C contains an odd (or even) number of co-oriented edges

when the cycle is traversed in either direction. Similarly, a path P is said to be oddly (or evenly) oriented in \mathcal{G}^e if it has an odd (or even) number of co-oriented edges when P is traversed from its starting vertex to ending vertex. \mathcal{G}^e is a Pfaffian orientation of \mathcal{G} if every nice cycle of \mathcal{G} is oddly oriented in \mathcal{G}^e [3].

If \mathcal{G}^e is a Pfaffian orientation of network \mathcal{G} , then the number of perfect matchings of \mathcal{G} , $\psi(\mathcal{G})$, is equal to the square root of the determinant of $A(\mathcal{G}^e)$:

Lemma 2.2 [3, 44] *Let \mathcal{G}^e be a Pfaffian orientation of \mathcal{G} . Then*

$$\psi(\mathcal{G}) = \sqrt{\det(A(\mathcal{G}^e))}. \quad (4)$$

An interesting quantity related to perfect matchings is entropy. For a network \mathcal{G} with sufficiently large number of vertices, the entropy for perfect matchings is defined as follows [45, 46]:

$$z(\mathcal{G}) = \lim_{N \rightarrow \infty} \frac{\ln \psi(\mathcal{G})}{\frac{N}{2}}. \quad (5)$$

After introducing related notations, in what follows we will study maximum matchings of two scale-free networks with the same degree sequence [31]: one is fractal and large-world, while the other is non-fractal and small-world. We will show that for both networks, the properties of their maximum matchings differ greatly.

3. Maximum matchings in a fractal and scale-free network

In this section, we study the size and number of maximum matchings for a fractal scale-free network.

3.1. Construction and structural properties

We first introduce the construction methods of the fractal network and study some of its structural properties. The fractal scale-free network is generated in an iterative way [47].

Definition 3.1 *Let $\mathcal{F}_g = (\mathcal{V}(\mathcal{F}_g), \mathcal{E}(\mathcal{F}_g))$, $g \geq 1$, denote the fractal scale-free network after g iterations, with $\mathcal{V}(\mathcal{F}_g)$ and $\mathcal{E}(\mathcal{F}_g)$ being the vertex set and the edge set, respectively. Then, \mathcal{F}_g is constructed as follows:*

For $g = 1$, \mathcal{F}_1 is a quadrangle containing four vertices and edges.

For $g > 1$, \mathcal{F}_g is obtained from \mathcal{F}_{g-1} by replacing each edge of \mathcal{F}_{g-1} with a quadrangle on the right-hand side (rhs) of the arrow in Fig. 1.

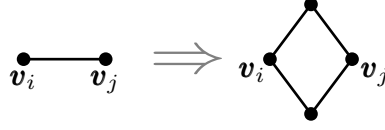


Figure 1: Construction method for the fractal scale-free network. To obtain network of next iteration, each edge (v_i, v_j) of current iteration is replaced by a quadrangle on the rhs of the arrow, with v_i and v_j being two diagonal vertices.

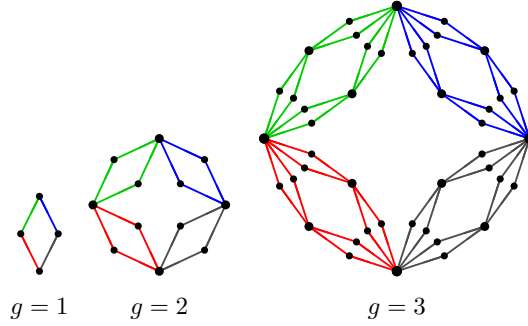


Figure 2: The iteration process for the fractal scale-free network.

Figure 2 illustrates the construction process of the first several iterations.

The fractal scale-free network is self-similar, which can be easily seen from alternative construction approach [48]. As will be shown below, in \mathcal{F}_g , $g \geq 1$, there are four vertices with the largest degree, which we call hub vertices. For the four hub vertices in \mathcal{F}_1 , we label one pair of diagonal vertices as v_1 and v_2 , and label the other pair of vertices as v_3 and v_4 . Then, the fractal scale-free network can be created in another way as illustrated in Fig. 3.

Definition 3.2 Given the network $\mathcal{F}_{g-1} = (\mathcal{V}(\mathcal{F}_{g-1}), \mathcal{E}(\mathcal{F}_{g-1}))$, $g > 1$, $\mathcal{F}_g = (\mathcal{V}(\mathcal{F}_g), \mathcal{E}(\mathcal{F}_g))$ is obtained by performing the following operations:

- (i) Merging four replicas of \mathcal{F}_{g-1} , denoted by $\mathcal{F}_{g-1}^{(i)}$, $i = 1, 2, 3, 4$, the four hub vertices of which are denoted by $v_k^{(i)}$, $k = 1, 2, 3, 4$, with $v_k^{(i)}$ in $\mathcal{F}_{g-1}^{(i)}$ corresponding to v_k in \mathcal{F}_{g-1} .
- (ii) Identifying $v_1^{(1)}$ and $v_1^{(4)}$ (or $v_2^{(2)}$ and $v_1^{(3)}$, $v_2^{(1)}$ and $v_1^{(2)}$, $v_2^{(3)}$ and $v_2^{(4)}$) are as the hub vertex v_1 (or v_2, v_3, v_4) in \mathcal{F}_g .

Let N_g and E_g denote, respectively, the number of vertices and edges in \mathcal{F}_g . By construction, N_g and E_g obey relations $N_g = 4N_{g-1} - 4$ and $E_g =$

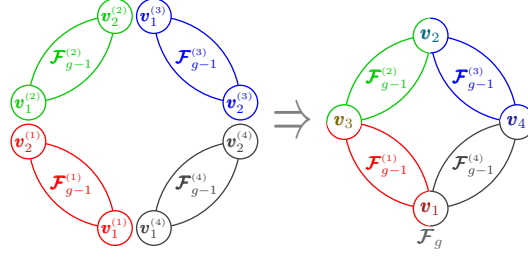


Figure 3: Second approach for constructing the fractal scale-free network.

$4E_{g-1}$. With the initial condition $N_1 = E_1 = 4$, we have $N_g = \frac{2}{3}(4^g + 2)$ and $E_g = 4^g$.

According to the first construction, we can determine the degree for all vertices in \mathcal{F}_g and its distribution. Let $L_v(g_i)$ denote the number of vertices created at iteration g_i . Then, $L_v(1) = 4$ and $L_v(g_i) = 2 \times 4^{g_i-1}$ for $g_i > 1$. In network \mathcal{F}_g , any two vertices generated at the same iteration have the same degree. Let $d_i(g)$ be the degree of a vertex in \mathcal{F}_g , which was created at iteration g_i . After each iteration, the degree of each vertex doubles, implying $d_i(g) = 2 d_i(g-1)$, which together with $d_i(g_i) = 2$ leads to $d_i(g) = 2^{g-g_i+1}$. Thus, all possible degree of vertices in \mathcal{F}_g is $2, 2^2, 2^3, \dots, 2^{g-1}, 2^g$, and the number of vertices with degree $\delta = 2^{g-g_i+1}$ is $L_v(g_i)$. From the degree sequence we can determine the cumulative degree distribution of \mathcal{F}_g .

Proposition 3.3 [48] *The cumulative degree distribution of network \mathcal{F}_g obeys a power law form $P_{\text{cum}}(d) \sim d^{-2}$.*

Thus, network \mathcal{F}_g is scale-free with its power exponent γ of degree distribution being 3.

Proposition 3.4 [49] *The average distance of \mathcal{F}_g is*

$$\mu(\mathcal{F}_g) = \frac{22 \times 2^g \times 16^g + 8^g(21g + 42) + 27 \times 4^g + 98 \times 2^g}{42 \times 16^g + 105 \times 4^g + 42}.$$

For large g , $\mu(\mathcal{F}_g) \sim \frac{11}{21}2^g$. On the other hand, when g is very large, $N_g \sim \frac{2}{3} \cdot 4^g$. Thus, $\mu(\mathcal{F}_g)$ grows as a square root of the number of vertices, implying that the network is “large-world”, instead of small-world. Note that although most real networks are small-world, there exist some “large-world” networks, e.g. global network of avian influenza outbreaks [50].

In addition, the network \mathcal{F}_g is fractal and disassortative.

Proposition 3.5 [49] *The network \mathcal{F}_g is fractal with the fractal dimension being 2.*

Proposition 3.6 [48] *In network \mathcal{F}_g , $g \geq 1$, the average degree of the neighboring vertices for vertices with degree d is*

$$k_{\text{nn}}(d) = \begin{cases} 2g, & d = 2, \\ 2, & d > 2. \end{cases}$$

Thus, network \mathcal{F}_g is disassortative, which can also be seen from its Pearson correlation coefficient.

Proposition 3.7 *The Pearson correlation coefficient of the network \mathcal{F}_g , $g \geq 1$, is*

$$r(\mathcal{F}_g) = \frac{(g-1)^2}{-3 \times 2^g + g^2 + 2g + 3}.$$

Proof. We first calculate the following three summations over all E_g edges in \mathcal{F}_g .

$$\begin{aligned} \sum_{m=1}^{E_g} j_m k_m &= \frac{1}{2} \sum_{m=1}^{E_g} (j_m k_m + k_m j_m) = \frac{1}{2} \sum_{i=1}^{N_g} \left[d_i(g) \sum_{(i,j) \in \mathcal{E}(\mathcal{F}_g)} d_j(g) \right], \\ &= \frac{1}{2} \sum_{g_i=1}^g L_v(g_i) d_i^2(g) k_{\text{nn}}(d_i(g)) = g \cdot 4^{g+1}, \end{aligned}$$

$$\sum_{m=1}^{E_g} (j_m + k_m) = \sum_{i=1}^{N_g} d_i^2(g) = \sum_{g_i=1}^g L_v(g_i) d_i^2(g) = (g+1)2^{2g+1},$$

$$\sum_{m=1}^{E_g} (j_m^2 + k_m^2) = \sum_{i=1}^{N_g} d_i^3(g) = \sum_{g_i=1}^g L_v(g_i) d_i^3(g) = 2^{2g+1}(3 \times 2^g - 2).$$

Inserting these results into Eq. (1) and considering $E_g = 4^g$ yields the result.

□

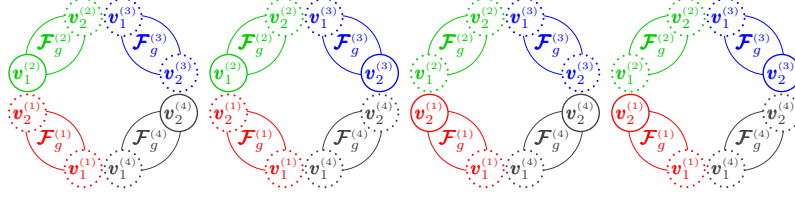


Figure 4: Illustration of all possible configurations of maximum matchings for $\mathcal{F}_{g+1} \setminus \{v_1, v_2\}$. For each maximum matching belonging to the leftmost configuration, the number of edges in $\mathcal{F}_g^{(1)}$, $\mathcal{F}_g^{(2)}$, $\mathcal{F}_g^{(3)}$, and $\mathcal{F}_g^{(4)}$, is a_g , b_g , a_g , and b_g , respectively. Thus, the size of each maximum matching in the leftmost configuration is $2a_g + 2b_g$. Analogously, the size of each maximum matching in the other three configurations is also $2a_g + 2b_g$.

3.2. Size of maximum matchings

Although for a general graph, the size of maximum matchings is not easy to determine, for the fractal scale-free network \mathcal{F}_g , we can obtain it by using its self-similar structure.

Theorem 3.8 *The matching number of network \mathcal{F}_g is $\frac{4^g+8}{6}$.*

Proof. In order to determine the size of maximum matchings of network \mathcal{F}_g , denoted by c_g , we define some useful quantities. Let a_g be the size of maximum matchings of $\mathcal{F}_g \setminus \{v_1, v_2\}$, and let b_g denote the size of maximum matchings of $\mathcal{F}_g \setminus \{v_1\}$, which equals the size of maximum matchings of $\mathcal{F}_g \setminus \{v_2\}$. We now determine the three quantities a_g , b_g , and c_g by using the self-similar architecture of the network.

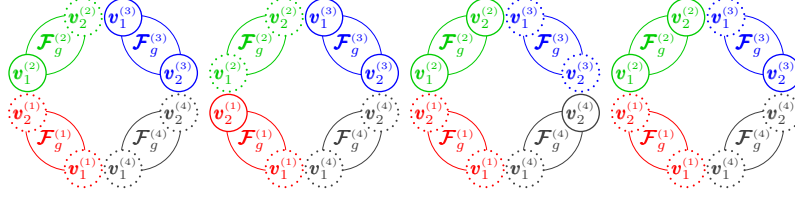
Figs. 4, 5, 6 show, respectively, all the possible configurations of maximum matchings of network $\mathcal{F}_{g+1} \setminus \{v_1, v_2\}$, $\mathcal{F}_{g+1} \setminus \{v_1\}$, and \mathcal{F}_{g+1} . Note that in Figs. 4, 5, 6, only the hub vertices are shown explicitly, with solid line hubs being covered and dotted line hubs being vacant. From Figs. 4, 5, 6, we can establish recursive relations for a_g , b_g , and c_g , given by

$$\begin{aligned} a_{g+1} &= 2a_g + 2b_g, \\ b_{g+1} &= \max\{2a_g + b_g + c_g, a_g + 3b_g\}, \\ c_{g+1} &= \max\{2a_g + 2c_g, 4b_g, a_g + 2b_g + c_g\}. \end{aligned} \quad (6)$$

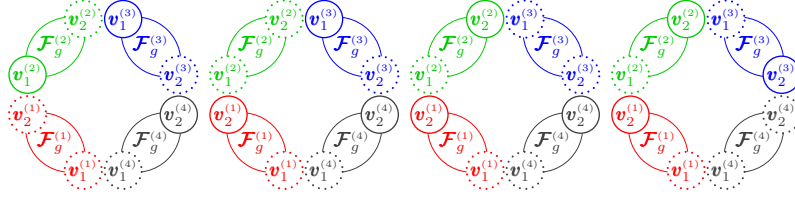
With initial condition $a_1 = 0$, $b_1 = 1$, and $c_1 = 2$, the above equations are solved to obtain $a_g = \frac{4^g-4}{6}$, $b_g = \frac{4^g+2}{6}$ and $c_g = \frac{4^g+8}{6}$. \square

3.3. Number of maximum matchings

Let θ_g be the number of maximum matchings of \mathcal{F}_g . To determine θ_g , we introduce two additional quantities. Let ϕ_g be the number of maximum



(a) Configurations of maximum matchings for $\mathcal{F}_{g+1} \setminus \{v_1\}$ with size $2a_g + b_g + c_g$.



(b) Configurations of maximum matchings for $\mathcal{F}_{g+1} \setminus \{v_1\}$ with size $a_g + 3b_g$.

Figure 5: Illustration of all possible configurations of maximum matchings for $\mathcal{F}_{g+1} \setminus \{v_1\}$.

matchings of $\mathcal{F}_g \setminus \{v_1, v_2\}$, and let φ_g be the number of maximum matchings of $\mathcal{F}_g \setminus \{v_1\}$, which is equal to the number of maximum matchings of $\mathcal{F}_g \setminus \{v_2\}$.

Theorem 3.9 *For network \mathcal{F}_g , $g \geq 1$, the three quantities ϕ_g , φ_g and θ_g can be determined recursively according to the following relations:*

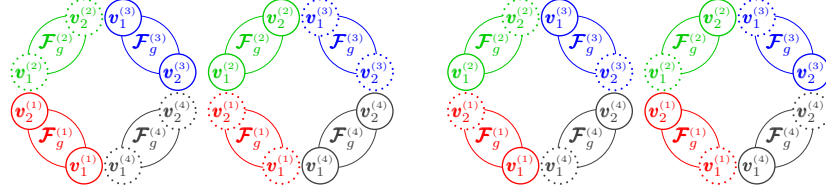
$$\begin{aligned}\phi_{g+1} &= 4\phi_g^2\varphi_g^2, \\ \varphi_{g+1} &= 4\phi_g^2\varphi_g\theta_g + 4\phi_g\varphi_g^3, \\ \theta_{g+1} &= 2\phi_g^2\theta_g^2 + 2\varphi_g^4 + 12\phi_g\varphi_g^2\theta_g,\end{aligned}$$

with initial conditions $\phi_1 = 1$, $\varphi_1 = 2$ and $\theta_1 = 2$.

Proof. Theorem 3.8 show that $a_g = \frac{4^g-4}{6}$, $b_g = \frac{4^g+2}{6}$ and $c_g = \frac{4^g+8}{6}$, which means

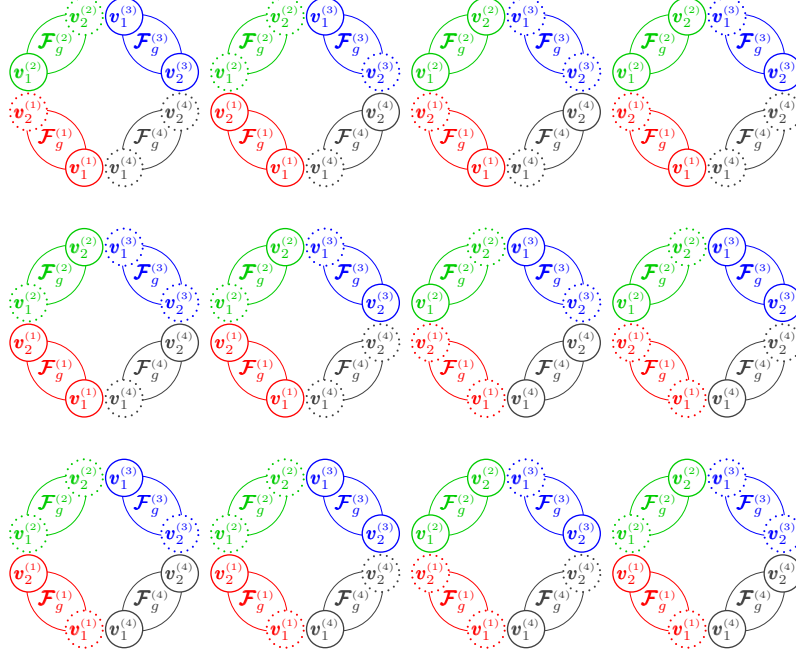
$$\begin{aligned}a_{g+1} &= 2a_g + 2b_g, \\ b_{g+1} &= 2a_g + b_g + c_g = a_g + 3b_g, \\ c_{g+1} &= 2a_g + 2c_g = 4b_g = a_g + 2b_g + c_g.\end{aligned}$$

Thus, Fig. 4, 5 and 6 actually provide arrangements of all non-overlapping maximum matchings for $\mathcal{F}_g \setminus \{v_1, v_2\}$, $\mathcal{F}_g \setminus \{v_1\}$, and \mathcal{F}_g , respectively. From these three figures we can obtain directly the recursive relations for ϕ_g , φ_g and θ_g . According to Fig. 4, we can see that, for the four configurations



(a) Configurations of maximum matchings for \mathcal{F}_{g+1} with size $2a_g + 2c_g$.

(b) Configurations of maximum matchings for \mathcal{F}_{g+1} with size $4b_g$.



(c) Configurations of maximum matchings for \mathcal{F}_{g+1} with size $a_g + 2b_g + c_g$.

Figure 6: Illustration of all possible configurations of maximum matchings for \mathcal{F}_{g+1} .

their contribution to ϕ_{g+1} is identical. By using addition and multiplication principles, we obtain

$$\phi_{g+1} = 4\phi_g^2\varphi_g^2.$$

In a similar way, we can derive the recursive relations for φ_{g+1} and θ_{g+1} :

$$\begin{aligned}\varphi_{g+1} &= 4\phi_g^2\varphi_g\theta_g + 4\phi_g\varphi_g^3, \\ \theta_{g+1} &= 2\phi_g^2\theta_g^2 + 2\varphi_g^4 + 12\phi_g\varphi_g^2\theta_g,\end{aligned}$$

as stated by the theorem. \square

Theorem 3.9 shows that the number of maximum matchings of network \mathcal{F}_g can be calculated in $\mathcal{O}(\ln N_g)$ time.

4. Pfaffian orientation and perfect matchings of a non-fractal scale-free network

In the preceding section, we study the size and number of maximum matchings of a fractal scale-free network \mathcal{F}_g , which has no perfect matching for all $g > 1$. In this section, we study maximum matchings in the non-fractal counterpart \mathcal{H}_g of \mathcal{F}_g , which has an infinite fractal dimension [31]. Both \mathcal{F}_g and \mathcal{H}_g have the same degree sequence for all $g \geq 1$, but \mathcal{H}_g has perfect matchings. Moreover, we determine the number of perfect matchings in \mathcal{H}_g by applying the Pfaffian method, and show that \mathcal{H}_g has the same entropy for perfect matchings as that associated with an extended Sierpiński graph [34].

4.1. Network construction and structural characteristics

The non-fractal scale-free network is also built iteratively.

Definition 4.1 *Let \mathcal{H}_g be the non-fractal scale-free network $\mathcal{H}_g = (\mathcal{V}(\mathcal{H}_g), \mathcal{E}(\mathcal{H}_g))$, $g \geq 1$, after g iterations, with vertex set $\mathcal{V}(\mathcal{H}_g)$ and edge set $\mathcal{E}(\mathcal{H}_g)$. Then, \mathcal{H}_g is constructed in the following iterative way.*

For $g = 1$, \mathcal{H}_1 consists of a quadrangle.

For $g > 1$, \mathcal{H}_g is derived from \mathcal{H}_{g-1} by replacing each edge in \mathcal{H}_{g-1} with a quadrangle on rhs of the arrow in Fig. 7.

Figure 8 illustrates three networks for $g = 1, 2, 3$.

The non-fractal scale-free network is also self-similar, which can also be generated in an alternative approach [31]. Similar to its fractal counterpart \mathcal{F}_g , in \mathcal{H}_g , $g \geq 1$, the initial four vertices created at $g = 1$ have the largest degree, which are call hub vertices. We label the four hub vertices in \mathcal{H}_1




Figure 7: Iterative construction method for the non-fractal scale-free network. Each edge (v_i, v_j) generates two vertices, which, together with v_i and v_j , form a quadrangle on the rhs of the arrow.

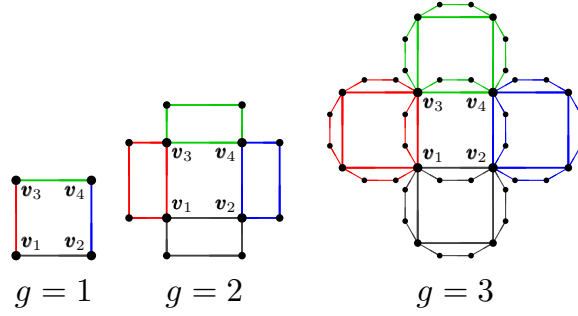


Figure 8: The non-fractal scale-free network \mathcal{H}_1 , \mathcal{H}_2 , and \mathcal{H}_3 .

by v_1 , v_2 , v_3 , and v_4 : one pair of diagonal vertices are label as v_1 and v_4 , and the other pair of vertices are labeled as v_2 and v_3 , see Fig. 8. Then, the non-fractal scale-free network can be created alternatively as shown in Fig. 9.

Definition 4.2 Given the network $\mathcal{H}_{g-1} = (\mathcal{V}(\mathcal{H}_{g-1}), \mathcal{E}(\mathcal{H}_{g-1}))$, $g > 1$, $\mathcal{H}_g = (\mathcal{V}(\mathcal{H}_g), \mathcal{E}(\mathcal{H}_g))$ is obtained by executing the following two operations:

- (i) Amalgamating four copies of \mathcal{H}_{g-1} , denoted by $\mathcal{H}_{g-1}^{(i)}$, $i = 1, 2, 3, 4$,

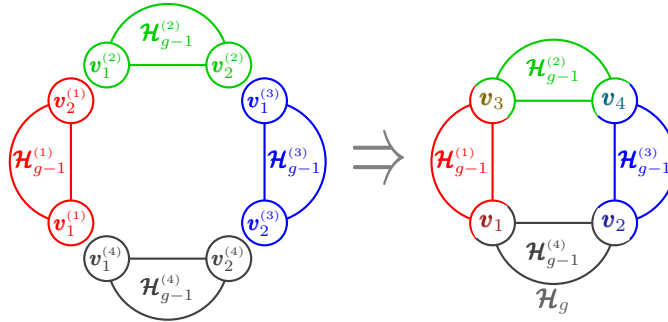


Figure 9: Another construction approach for the non-fractal scale-free network.

the four hub vertices of which are denoted by $v_k^{(i)}$, $k = 1, 2, 3, 4$, with $v_k^{(i)}$ in $\mathcal{H}_{g-1}^{(i)}$ corresponding to v_k in \mathcal{H}_{g-1} .

(ii) Identifying $v_1^{(1)}$ and $v_1^{(4)}$ (or $v_2^{(2)}$ and $v_1^{(3)}$, $v_2^{(1)}$ and $v_1^{(2)}$, $v_2^{(3)}$ and $v_2^{(4)}$) as the hub vertex v_1 (or v_4 , v_3 , v_2) in \mathcal{H}_g .

In the sequel, we will use the above notations for \mathcal{F}_g to represent the same quantities corresponding to those of \mathcal{H}_g in the case without confusion.

In \mathcal{H}_g , the number of vertices is $N_g = \frac{2}{3}(4^g + 2)$, the number of edges is $E_g = 4^g$. According to the first construction method, the number of vertices created at iteration g_i , $g_i > 1$, is $L_v(g_i) = 2 \times 4^{g_i-1}$, the degree of a vertex i created at iteration g_i , $g_i \geq 1$, is $d_i(g) = 2^{g-g_i+1}$, all possible degree of vertices is 2^{g-g_i+1} , $1 \leq g_i \leq g$, and the number of vertices with degree is $L_v(g_i)$.

As shown in [31], for all $g \geq 1$, \mathcal{H}_g has the same degree sequence as that of \mathcal{F}_g . Thus, \mathcal{H}_g is scale-free with the power exponent $\gamma = 3$, identical to that of \mathcal{F}_g .

In spite of the resemblance of degree sequence between \mathcal{H}_g and \mathcal{F}_g , there are obvious difference between them. For example, \mathcal{H}_g is non-fractal since its fractal dimension is infinite [31]. Another example is that network \mathcal{H}_g is typically small-world.

Proposition 4.3 [31] *The average distance of \mathcal{H}_g is*

$$\mu(\mathcal{H}_g) = \frac{2}{3} \times \frac{8 + 16 \times 4^g + 3 \times 16^g + 6g \times 16^g}{4 \times 16^g + 10 \times 4^g + 4}.$$

For infinite g , $\mu(\mathcal{H}_g)$ approximates g , and thus increases logarithmically with number of vertices, implying that network \mathcal{H}_g exhibits a small-world behavior.

Interestingly, network \mathcal{H}_g is absolutely uncorrelated.

Proposition 4.4 *In network \mathcal{H}_g , $g \geq 1$, the average degree of all the neighboring vertices for vertices with degree d is*

$$k_{nn}(d) = g + 1,$$

independent of d .

Proof. Note that in network \mathcal{H}_g , the possible degree is $d_i(g) = 2^{g-g_i+1}$ with $1 \leq g_i \leq g$. For any $d_i(g) = 2^{g-g_i+1}$, let $k_{nn}(d_i(g))$ be the average degree of the neighboring vertices for all the $L_v(g_i)$ vertices with degree $d_i(g)$.

Then, $k_{\text{nn}}(d_i(g))$ is equal to the ratio of the total degree of all neighbors of the $L_v(g_i)$ vertices having degree $d_i(g)$ to the total degree of these $L_v(g_i)$ vertices, given by

$$k_{\text{nn}}(d_i(g)) = \frac{1}{L_v(g_i)d_i(g)} \times \left(\sum_{g'_i=1}^{g_i-1} d(g'_i, g) L_v(g'_i) d(g'_i, g_i - 1) + \sum_{g'_i=g_i+1}^g d(g'_i, g) L_v(g_i) d(g_i, g'_i - 1) \right) + 1, \quad (7)$$

where $d(x, y)$, $x \leq y$, represents the degree of a vertex in network \mathcal{H}_y , which was generated at iteration x . In Eq. (7), the first sum on the rhs accounts for the links made to vertices with larger degree (i.e. $1 \leq g'_i < g_i$) when the vertices was generated at iteration g_i . The second sum explains the links made to the current smallest degree vertices at each iteration $g'_i > g_i$. The last term 1 describes the link connected to the simultaneously emerging vertex. After simple algebraic manipulations, we have exactly $k_{\text{nn}}(d_i(g)) = g + 1$, which does not depend on $d_i(g)$. \square

The absence of degree correlations in network \mathcal{H}_g can also be seen from its Pearson correlation coefficient.

Proposition 4.5 *The Pearson correlation coefficient of network \mathcal{H}_g , $g \geq 1$, is $r(\mathcal{H}_g) = 0$.*

Proof. Using a similar proof process for Proposition 3.7, we can determine related summations over all E_g edges in \mathcal{H}_g :

$$\sum_{m=1}^{E_g} j_m k_m = \frac{1}{2} \sum_{g_i=1}^g L_v(g_i) d_i^2(g) k_{\text{nn}}(d_i(g)) = 4^g (g + 1)^2,$$

and

$$\sum_{m=1}^{E_g} (j_m + k_m) = \sum_{i=1}^{N_g} d_i^2(g) = \sum_{g_i=1}^g L_v(g_i) d_i^2(g) = (g + 1) 2^{2g+1}.$$

Then, according to Eq. (1), the numerator of $r(\mathcal{H}_g)$ is

$$E_g \sum_{m=1}^{E_g} j_m k_m - \left[\sum_{m=1}^{E_g} \frac{1}{2} (j_m + k_m) \right]^2 = 4^g 4^g (g + 1)^2 - [2^{2g} (g + 1)]^2 = 0,$$

which leads to $r(\mathcal{H}_g) = 0$. \square

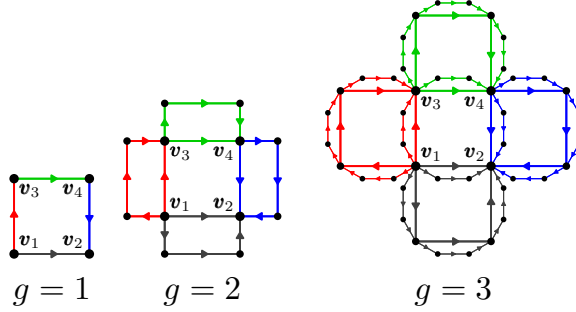


Figure 10: The orientation \mathcal{H}_g^e of \mathcal{H}_g for $g = 1, 2, 3$.

4.2. Pfaffian orientation

We here define an orientation of network \mathcal{H}_g , and then prove that the orientation is a Pfaffian orientation of \mathcal{H}_g , by using its self-similar structure.

Definition 4.6 *The orientation \mathcal{H}_g^e of network \mathcal{H}_g , $g \geq 1$, is defined as follows:*

For $g = 1$, the orientations of four edges (v_1, v_2) , (v_1, v_3) , (v_2, v_4) , and (v_3, v_4) in \mathcal{H}_1 are, respectively, from v_1 to v_2 , from v_1 to v_3 , v_4 to v_2 , and v_3 to v_4 .

For $g > 1$, \mathcal{H}_g^e is obtained from \mathcal{H}_{g-1}^e . Note that \mathcal{H}_g includes four copies of \mathcal{H}_{g-1} , denoted by $\mathcal{H}_{g-1}^{(i)}$, $1 \leq i \leq 4$. The orientations of $\mathcal{H}_{g-1}^{(i)}$ are represented by $\mathcal{H}_{g-1}^{e(i)}$, each of which is a replica of \mathcal{H}_{g-1}^e .

Fig. 10 shows the orientations of network \mathcal{H}_g for $g = 1, 2, 3$.

Although no polynomial algorithm for checking whether a given orientation is Pfaffian or not is known [51], for the network \mathcal{H}_g , we can prove that \mathcal{H}_g^e is Pfaffian.

Theorem 4.7 *For all $g \geq 1$, the orientation \mathcal{H}_g^e is a Pfaffian orientation of network \mathcal{H}_g .*

In order to prove Theorem 4.7, we first prove that for any $g \geq 1$, there exist perfect matchings for \mathcal{H}_g . When $g = 1$, \mathcal{H}_1 is a quadrangle, which has two perfect matchings. Suppose that \mathcal{H}_{g-1} ($g \geq 2$) has perfect matchings. If we keep the matching configurations for vertices in \mathcal{H}_{g-1} , we can cover those new vertices generated at iteration g as follows. According to the first network construction approach, for any two vertices generated by an old edge in \mathcal{H}_{g-1} , we cover this vertex pair by the new edge connecting them in \mathcal{H}_g .

We further introduce some notations and give some auxiliary results. For arbitrary sequential hub vertices u_1, u_2, \dots, u_m , let $S_{\mathcal{H}_g}(u_1, u_2, \dots, u_m)$ present the set of paths (if $u_1 \neq u_m$) or cycles (if $u_1 = u_m$) of \mathcal{H}_g , where each path or cycle takes the form $u_1 - \dots - u_2 - \dots - u_m$, exclusive of other hub vertices. Obviously, in \mathcal{H}_g there exist nice paths starting from vertex v_1 to v_2 . For example, the directed edge from v_1 to v_2 is a nice path.

Lemma 4.8 *For $g \geq 1$, if P is a nice path of \mathcal{H}_g starting from vertex v_1 to v_2 , then P is oddly oriented relative to \mathcal{H}_g^e .*

Proof. By induction. For $g = 1$, it is obvious that the base case holds.

For $g > 1$, suppose that the statement is true for \mathcal{H}_{g-1} . By construction, for any nice P of \mathcal{H}_g from vertex v_1 to v_2 , it belongs to either of the two sets: $S_{\mathcal{H}_g}(v_1, v_2)$ and $S_{\mathcal{H}_g}(v_1, v_3, v_4, v_2)$.

For the first case $P \in S_{\mathcal{H}_g}(v_1, v_2)$, P is evidently a nice path of $\mathcal{H}_{g-1}^{(4)}$ starting from vertex $v_1^{(4)}$ to vertex $v_2^{(4)}$. By induction hypothesis, P is oddly oriented.

For the second case $P \in S_{\mathcal{H}_g}(v_1, v_3, v_4, v_2)$, we split P into three subpaths, P_1 , P_2 and P_3 , such that $P_1 \in S_{\mathcal{H}_g}(v_1, v_3)$, $P_2 \in S_{\mathcal{H}_g}(v_3, v_4)$ and $P_3 \in S_{\mathcal{H}_g}(v_4, v_2)$. Notice that P_1 corresponds to a nice path of $\mathcal{H}_{g-1}^{(1)}$ from $v_1^{(1)}$ to $v_2^{(1)}$. By induction hypothesis, P_1 is oddly oriented. Analogously, we can prove that P_2 and P_3 are both oddly oriented. Therefore, P is oddly oriented. \square

Proof of Theorem 4.7. In order to prove that \mathcal{H}_g^e is a Pfaffian orientation of \mathcal{H}_g , we only require to prove that every nice cycle of \mathcal{H}_g is oddly oriented relative to the orientation \mathcal{H}_g^e of \mathcal{H}_g . By induction. For $g = 1$, \mathcal{H}_1 has a unique nice cycle. It is easy to see that this nice cycle is oddly oriented relative to \mathcal{H}_1^e .

For $g > 1$, assume that the statement is true for all \mathcal{H}_j ($1 \leq j < g$). Let C be an arbitrary nice cycle of \mathcal{H}_g . By construction, C belongs to either a subgraph $\mathcal{H}_{g-1}^{(i)}$, $i = 1, 2, 3, 4$, of \mathcal{H}_g or set $S_{\mathcal{H}_g}(v_1, v_3, v_4, v_2, v_1)$.

When C belongs to $\mathcal{H}_{g-1}^{(i)}$, $i = 1, 2, 3, 4$, we can prove that there exists a subgraph \mathcal{L} of $\mathcal{H}_{g-1}^{(i)}$ satisfying that \mathcal{L} is isomorphic to \mathcal{H}_k (with k being the smallest integer between 1 and $g-1$) and C is a nice cycle of \mathcal{L} . Such a subgraph \mathcal{L} can be obtained in the following manner. First, let $\mathcal{L} = \mathcal{H}_{g-1}^{(i)}$. If C belongs to one of the four mutually isomorphic subgraphs $\mathcal{H}_{g-2}^{(i')}$, $i' = 1, 2, 3, 4$, forming \mathcal{L} , then let $\mathcal{L} = \mathcal{H}_{g-2}^{(i')}$. In an analogous way, by iteratively

using the operations on $\mathcal{H}_{g-2}^{(i')}$ and the resulting subgraphs, we can find the smallest integer k ($1 \leq k < g$), such that \mathcal{L} is isomorphic to \mathcal{H}_k . We next show that C is a nice cycle of \mathcal{L} . Let v_1^*, v_2^*, v_3^* and v_4^* be the four hub vertices of \mathcal{L} , corresponding to the hubs v_1, v_2, v_3 and v_4 in \mathcal{H}_k . Then C must belongs to $S_{\mathcal{L}}(v_1^*, v_3^*, v_4^*, v_2^*, v_1^*)$. Therefore, in $\mathcal{H}_g \setminus C$, the vertices in $\mathcal{L} \setminus C$ are separated from other ones. Because C is a nice cycle of \mathcal{H}_g , $\mathcal{H}_g \setminus C$ has a perfect matching, implying that $\mathcal{L} \setminus C$ has also a perfect matching. Hence, C is a nice cycle of \mathcal{L} . By induction hypothesis, C is oddly oriented relative to \mathcal{L} , indicating that C is oddly oriented with respect to \mathcal{H}_g^e .

When the nice cycle $C \in S_{\mathcal{H}_g}(v_1, v_3, v_4, v_2, v_1)$, it can be split into four nice sub-paths P_1, P_2, P_3 and P_4 , with $P_1 \in S_{\mathcal{H}_g}(v_1, v_3)$, $P_2 \in S_{\mathcal{H}_g}(v_3, v_4)$, $P_3 \in S_{\mathcal{H}_g}(v_4, v_2)$, and $P_4 \in S_{\mathcal{H}_g}(v_2, v_1)$. Then, P_1, P_2, P_3 are nice paths of $\mathcal{H}_{g-1}^{(1)}, \mathcal{H}_{g-1}^{(2)}$, and $\mathcal{H}_{g-1}^{(3)}$, respectively. By Lemma 4.8, P_1, P_2, P_3 are all oddly oriented. Analogously, P_4 is evenly oriented. Thus, C is oddly oriented with respect to \mathcal{H}_g^e . \square

4.3. Number of perfect matchings

We are now ready to determine the number and entropy of perfect matchings in network \mathcal{H}_g . The main results can be stated as follows.

Theorem 4.9 *The number of perfect matchings of \mathcal{H}_g , $g \geq 1$, is $\psi(H_g) = 2^{\frac{1}{9} \cdot 4^g + \frac{2}{3}g - \frac{1}{9}}$, and the entropy for perfect matchings in \mathcal{H}_g , $g \rightarrow \infty$, is $z(\mathcal{H}_g) = \frac{\ln 2}{3}$.*

Below we will prove Theorem 4.9 by evaluating the determinant of the skew adjacency matrix for the Pfaffian orientation \mathcal{H}_g^e of network \mathcal{H}_g . To this end, we first introduce some additional quantities and provide some lemmas.

Definition 4.10 *The six matrices $A_g, B_g, B'_g, D_g, D'_g$ and K_g associated with the Pfaffian orientation \mathcal{H}_g^e are defined as follows:*

A_g is the skew adjacency matrix $A(\mathcal{H}_g^e)$, for simplicity.

B_g (or B'_g) is a sub-matrix of A_g , obtained by deleting from A_g the row and column corresponding to vertex v_1 (or v_2).

D_g (or D'_g) is a sub-matrix of A_g , obtained by deleting from A_g the row corresponding to vertex v_1 (or v_2) and the column corresponding to vertex v_2 (or v_1).

K_g is a sub-matrix of A_g , obtained by deleting from A_g two rows and two columns corresponding to vertex v_1 and v_2 .

The following Lemma is immediate from the second construction of network \mathcal{H}_{g+1} , see Definition 4.2.

Lemma 4.11 *For $g \geq 1$, matrices A_{g+1} , B_{g+1} , B'_{g+1} , D_{g+1} , D'_{g+1} and K_{g+1} satisfy the following relations:*

$$A_{g+1} = \begin{pmatrix} 0 & 1 & 1 & 0 & x_g & o & o & x_g \\ -1 & 0 & 0 & -1 & o & o & y_g & y_g \\ -1 & 0 & 0 & 1 & y_g & x_g & o & o \\ 0 & 1 & -1 & 0 & o & y_g & x_g & o \\ -x_g^\top & o^\top & -y_g^\top & o^\top & K_g & O & O & O \\ o^\top & o^\top & -x_g^\top & -y_g^\top & O & K_g & O & O \\ o^\top & -y_g^\top & o^\top & -x_g^\top & O & O & K_g & O \\ -x_g^\top & -y_g^\top & o^\top & o^\top & O & O & O & K_g \end{pmatrix}, \quad (8)$$

$$B_{g+1} = \begin{pmatrix} 0 & 0 & -1 & o & o & y_g & y_g \\ 0 & 0 & 1 & y_g & x_g & o & o \\ 1 & -1 & 0 & o & y_g & x_g & o \\ o^\top & -y_g^\top & o^\top & K_g & O & O & O \\ o^\top & -x_g^\top & -y_g^\top & O & K_g & O & O \\ -y_g^\top & o^\top & -x_g^\top & O & O & K_g & O \\ -y_g^\top & o^\top & o^\top & O & O & O & K_g \end{pmatrix}, \quad (9)$$

$$B'_{g+1} = \begin{pmatrix} 0 & 1 & 0 & x_g & o & o & x_g \\ -1 & 0 & 1 & y_g & x_g & o & o \\ 0 & -1 & 0 & o & y_g & x_g & o \\ -x_g^\top & -y_g^\top & o^\top & K_g & O & O & O \\ o^\top & -x_g^\top & -y_g^\top & O & K_g & O & O \\ o^\top & o^\top & -x_g^\top & O & O & K_g & O \\ -x_g^\top & o^\top & o^\top & O & O & O & K_g \end{pmatrix}, \quad (10)$$

$$D_{g+1} = \begin{pmatrix} -1 & 0 & -1 & o & o & y_g & y_g \\ -1 & 0 & 1 & y_g & x_g & o & o \\ 0 & -1 & 0 & o & y_g & x_g & o \\ -x_g^\top & -y_g^\top & o^\top & K_g & O & O & O \\ o^\top & -x_g^\top & -y_g^\top & O & K_g & O & O \\ o^\top & o^\top & -x_g^\top & O & O & K_g & O \\ -x_g^\top & o^\top & o^\top & O & O & O & K_g \end{pmatrix}, \quad (11)$$

$$D'_{g+1} = \begin{pmatrix} 1 & 1 & 0 & x_g & o & o & x_g \\ 0 & 0 & 1 & y_g & x_g & o & o \\ 1 & -1 & 0 & o & y_g & x_g & o \\ o^\top & -y_g^\top & o^\top & K_g & O & O & O \\ o^\top & -x_g^\top & -y_g^\top & O & K_g & O & O \\ -y_g^\top & o^\top & -x_g^\top & O & O & K_g & O \\ -y_g^\top & o^\top & o^\top & O & O & O & K_g \end{pmatrix}, \quad (12)$$

and

$$K_{g+1} = \begin{pmatrix} 0 & 1 & y_g & x_g & o & o \\ -1 & 0 & o & y_g & x_g & o \\ -y_g^\top & o^\top & K_g & O & O & O \\ -x_g^\top & -y_g^\top & O & K_g & O & O \\ o^\top & -x_g^\top & O & O & K_g & O \\ o^\top & o^\top & O & O & O & K_g \end{pmatrix}, \quad (13)$$

where x_g and y_g are two $(N_g - 2)$ -dimensional row vectors describing, respectively, the adjacency relation between the two hub vertices v_1 and v_2 , and other vertices in network \mathcal{H}_g ; O (or o) is zero matrix (or zero vector) of appropriate order; and the superscript \top of a vector represents transpose.

Equation (8) can be accounted for as follows. Let us represent A_{g+1} in the block form: $A_{g+1}^{(i,j)}$ ($i, j = 1, 2, \dots, 8$) denote the block of A_{g+1} at row i and column j . Let $\overline{\mathcal{V}}_g^{(i)}$ be the vertex set of $\mathcal{H}_g^{(i)}$, with the two hub vertices corresponding to v_1 and v_2 in \mathcal{H}_g being removed, see Fig. 9. Then $A_{g+1}^{(i,j)}$ ($i, j = 1, 2, 3, 4$) represents the adjacency relation between vertex v_i and v_j . Similarly, $A_{g+1}^{(i,j)}$ ($i, j = 5, 6, 7, 8$) represents the adjacency relation between vertices in set $\overline{\mathcal{V}}_g^{(i-4)}$ and vertices in set $\overline{\mathcal{V}}_g^{(j-4)}$. Fig. 9 shows when $i \neq j$, there exists no edge between vertices in $\overline{\mathcal{V}}_g^{(i-4)}$ and vertices in $\overline{\mathcal{V}}_g^{(j-4)}$, so the corresponding block $A_{g+1}^{(i,j)} = O$. Equations (9), (10), (11), (12), and (13) can be accounted for in an analogous way.

The following lemmas are useful for determining the number of perfect matching in network \mathcal{H}_g .

Lemma 4.12 For $g \geq 1$, $\det(B_g) = \det(B'_g) = 0$.

Proof. By definition, B_g is an antisymmetric matrix and its order is odd order. Then,

$$\det(B_g) = \det(B_g^\top) = (-1)^{N_g-1} \det(B_g) = -\det(B_g), \quad (14)$$

which yields $\det(B_g) = 0$. Similarly, we can prove $\det(B'_g) = 0$. \square

Lemma 4.13 For $g \geq 1$, $\det(D'_g) = -\det(D_g)$.

Proof. From Eqs. (11) and (12), one obtains

$$D'_{g+1} = -D_{g+1}^\top. \quad (15)$$

Then,

$$\det(D'_{g+1}) = (-1)^{N_{g+1}-1} \det(D_{g+1}) = -\det(D_{g+1}), \quad (16)$$

which, together with $\det(D'_1) = -\det(D_1)$, results in $\det(D'_g) = -\det(D_g)$.
□

Lemma 4.14 For $g \geq 1$, $\det(K_{g+1}) = [\det(K_g)]^3 \det(A_g)$.

Proof. By using Laplace's theorem [52] to Eq. (13), we obtain

$$\begin{aligned} \det(K_{g+1}) = & \det \begin{pmatrix} 0 & 1 & o & o & o & o \\ -1 & 0 & o & y_g & x_g & o \\ -y_g^\top & o^\top & K_g & O & O & O \\ -x_g^\top & -y_g^\top & O & K_g & O & O \\ o^\top & -x_g^\top & O & O & K_g & O \\ o^\top & o^\top & O & O & O & K_g \end{pmatrix} + \\ & \det \begin{pmatrix} 0 & 0 & y_g & o & o & o \\ -1 & 0 & o & y_g & x_g & o \\ -y_g^\top & o^\top & K_g & O & O & O \\ -x_g^\top & -y_g^\top & O & K_g & O & O \\ o^\top & -x_g^\top & O & O & K_g & O \\ o^\top & o^\top & O & O & O & K_g \end{pmatrix} + \\ & \det \begin{pmatrix} 0 & 0 & o & x_g & o & o \\ -1 & 0 & o & y_g & x_g & o \\ -y_g^\top & o^\top & K_g & O & O & O \\ -x_g^\top & -y_g^\top & O & K_g & O & O \\ o^\top & -x_g^\top & O & O & K_g & O \\ o^\top & o^\top & O & O & O & K_g \end{pmatrix} \quad (17) \end{aligned}$$

Let $\Theta_{g+1}^{(i)}$, $1 \leq i \leq 3$, denote sequentially the three determinants on the rhs of Eq. (17). Applying some elementary matrix operations and the

properties of determinants, we obtain

$$\begin{aligned}
\Theta_{g+1}^{(1)} &= \det(K_g) \det \begin{pmatrix} 0 & 1 & o & o & o \\ -1 & 0 & o & y_g & x_g \\ -y_g^\top & o^\top & K_g & O & O \\ -x_g^\top & -y_g^\top & O & K_g & O \\ o^\top & -x_g^\top & O & O & K_g \end{pmatrix} \\
&= -\det(K_g) \det \begin{pmatrix} 1 & o \\ -x_g^\top & K_g \end{pmatrix} \det \begin{pmatrix} -1 & o & y_g \\ -y_g^\top & K_g & O \\ -x_g^\top & O & K_g \end{pmatrix} \\
&= -[\det(K_g)]^2 \det \begin{pmatrix} -1 & o & y_g \\ -y_g^\top & K_g & O \\ -x_g^\top & O & K_g \end{pmatrix} \\
&= -[\det(K_g)]^3 \det \begin{pmatrix} -1 & y_g \\ -x_g^\top & K_g \end{pmatrix}, \tag{18}
\end{aligned}$$

$$\begin{aligned}
\Theta_{g+1}^{(2)} &= \det(K_g) \det \begin{pmatrix} 0 & 0 & y_g & o & o \\ -1 & 0 & o & y_g & x_g \\ -y_g^\top & o^\top & K_g & O & O \\ -x_g^\top & -y_g^\top & O & K_g & O \\ o^\top & -x_g^\top & O & O & K_g \end{pmatrix} \\
&= \det(K_g) \det \begin{pmatrix} 0 & y_g \\ -y_g^\top & K_g \end{pmatrix} \det \begin{pmatrix} 0 & y_g & x_g \\ -y_g^\top & K_g & O \\ -x_g^\top & O & K_g \end{pmatrix}, \tag{19}
\end{aligned}$$

and

$$\begin{aligned}
\Theta_{g+1}^{(3)} &= [\det(K_g)]^2 \det \begin{pmatrix} 0 & 0 & x_g & o \\ -1 & 0 & y_g & x_g \\ -x_g^\top & -y_g^\top & K_g & O \\ o^\top & -x_g^\top & O & K_g \end{pmatrix} \\
&= [\det(K_g)]^2 \det \begin{pmatrix} 0 & 0 & x_g & o \\ -1 & 0 & y_g & o \\ -x_g^\top & -y_g^\top & K_g & O \\ o^\top & 0 & O & K_g \end{pmatrix} + \\
&\quad [\det(K_g)]^2 \det \begin{pmatrix} 0 & 0 & x_g & o \\ 0 & 0 & o & x_g \\ -x_g^\top & 0 & K_g & O \\ o^\top & -x_g^\top & O & K_g \end{pmatrix} \\
&= [\det(K_g)]^3 \det \begin{pmatrix} 0 & 0 & x_g \\ -1 & 0 & y_g \\ -x_g^\top & -y_g^\top & K_g \end{pmatrix} + \\
&\quad [\det(K_g)]^2 \det \begin{pmatrix} 0 & x_g \\ -x_g^\top & K_g \end{pmatrix} \det \begin{pmatrix} 0 & x_g \\ -x_g^\top & K_g \end{pmatrix} \\
&= [\det(K_g)]^3 \det \begin{pmatrix} 0 & 1 & x_g \\ -1 & 0 & y_g \\ -x_g^\top & -y_g^\top & K_g \end{pmatrix} + [\det(K_g)]^3 \det \begin{pmatrix} -1 & y_g \\ -x_g^\top & K_g \end{pmatrix} \\
&\quad + [\det(K_g)]^2 \det \begin{pmatrix} 0 & x_g \\ -x_g^\top & K_g \end{pmatrix} \det \begin{pmatrix} 0 & x_g \\ -x_g^\top & K_g \end{pmatrix}.
\end{aligned}$$

Note that both matrices $\begin{pmatrix} 0 & y_g \\ -y_g^\top & K_g \end{pmatrix}$ and $\begin{pmatrix} 0 & x_g \\ -x_g^\top & K_g \end{pmatrix}$ are anti-symmetric and have odd order, which implies

$$\det \begin{pmatrix} 0 & y_g \\ -y_g^\top & K_g \end{pmatrix} = \det \begin{pmatrix} 0 & x_g \\ -x_g^\top & K_g \end{pmatrix} = 0.$$

By Definition 4.10, we have

$$\det \begin{pmatrix} 0 & 1 & x_g \\ -1 & 0 & y_g \\ -x_g^\top & -y_g^\top & K_g \end{pmatrix} = \det(A_g)$$

and

$$\det \begin{pmatrix} -1 & y_g \\ -x_g^\top & K_g \end{pmatrix} = \det(D_g).$$

Thus,

$$\Theta_{g+1}^{(1)} = -[\det(K_g)]^3 \det(D_g),$$

$$\Theta_{g+1}^{(2)} = 0,$$

$$\Theta_{g+1}^{(3)} = [\det(K_g)]^3 \det(A_g) + [\det(K_g)]^3 \det(D_g),$$

which leads to

$$\det(K_{g+1}) = \Theta_{g+1}^{(1)} + \Theta_{g+1}^{(2)} + \Theta_{g+1}^{(3)} = [\det(K_g)]^3 \det(A_g).$$

This completes the proof of the lemma. \square

Lemma 4.15 *For $g \geq 1$, $\det(A_{g+1}) = 4[\det(A_g)]^2[\det(K_g)]^2$.*

Proof. By using Laplace's theorem [52] to Eq. (8), we have

$$\begin{aligned}
\det(A_{g+1}) = & \det \begin{pmatrix} 0 & 1 & 0 & 0 & o & o & o & o \\ -1 & 0 & 0 & -1 & o & o & y_g & y_g \\ -1 & 0 & 0 & 1 & y_g & x_g & o & o \\ 0 & 1 & -1 & 0 & o & y_g & x_g & o \\ -x_g^\top & o^\top & -y_g^\top & o^\top & K_g & O & O & O \\ o^\top & o^\top & -x_g^\top & -y_g^\top & O & K_g & O & O \\ o^\top & -y_g^\top & o^\top & -x_g^\top & O & O & K_g & O \\ -x_g^\top & -y_g^\top & o^\top & o^\top & O & O & O & K_g \end{pmatrix} \\
& + \det \begin{pmatrix} 0 & 0 & 1 & 0 & o & o & o & o \\ -1 & 0 & 0 & -1 & o & o & y_g & y_g \\ -1 & 0 & 0 & 1 & y_g & x_g & o & o \\ 0 & 1 & -1 & 0 & o & y_g & x_g & o \\ -x_g^\top & o^\top & -y_g^\top & o^\top & K_g & O & O & O \\ o^\top & o^\top & -x_g^\top & -y_g^\top & O & K_g & O & O \\ o^\top & -y_g^\top & o^\top & -x_g^\top & O & O & K_g & O \\ -x_g^\top & -y_g^\top & o^\top & o^\top & O & O & O & K_g \end{pmatrix} \\
& + \det \begin{pmatrix} 0 & 0 & 0 & 0 & x_g & o & o & o \\ -1 & 0 & 0 & -1 & o & o & y_g & y_g \\ -1 & 0 & 0 & 1 & y_g & x_g & o & o \\ 0 & 1 & -1 & 0 & o & y_g & x_g & o \\ -x_g^\top & o^\top & -y_g^\top & o^\top & K_g & O & O & O \\ o^\top & o^\top & -x_g^\top & -y_g^\top & O & K_g & O & O \\ o^\top & -y_g^\top & o^\top & -x_g^\top & O & O & K_g & O \\ -x_g^\top & -y_g^\top & o^\top & o^\top & O & O & O & K_g \end{pmatrix} \\
& + \det \begin{pmatrix} 0 & 0 & 0 & 0 & o & o & o & x_g \\ -1 & 0 & 0 & -1 & o & o & y_g & y_g \\ -1 & 0 & 0 & 1 & y_g & x_g & o & o \\ 0 & 1 & -1 & 0 & o & y_g & x_g & o \\ -x_g^\top & o^\top & -y_g^\top & o^\top & K_g & O & O & O \\ o^\top & o^\top & -x_g^\top & -y_g^\top & O & K_g & O & O \\ o^\top & -y_g^\top & o^\top & -x_g^\top & O & O & K_g & O \\ -x_g^\top & -y_g^\top & o^\top & o^\top & O & O & O & K_g \end{pmatrix}.
\end{aligned}$$

We use $\Lambda_{g+1}^{(i)}$ ($i = 1, 2, 3, 4$) to denote sequentially the four determinants on the rhs of the above equation. As in the proof of Lemma 4.14, by applying some elementary matrix operations, we have

$$\Lambda_{g+1}^{(1)} = \Lambda_{g+1}^{(2)} = -2 \det(A_g) \det(D_g) [\det(K_g)]^2,$$

$$\Lambda_{g+1}^{(3)} = \Lambda_{g+1}^{(4)} = 2 [\det(A_g)]^2 [\det(K_g)]^2 + 2 \det(A_g) \det(D_g) [\det(K_g)]^2,$$

which leads to

$$\det(A_{g+1}) = \Lambda_{g+1}^{(1)} + \Lambda_{g+1}^{(2)} + \Lambda_{g+1}^{(3)} + \Lambda_{g+1}^{(4)} = 4 [\det(A_g)]^2 [\det(K_g)]^2,$$

as desired. \square

Lemma 4.16 For $g \geq 1$, $\det(A_g) = 4^{\frac{1}{9} \cdot 4^g + \frac{2}{3}g - \frac{1}{9}}$.

Proof. By Lemmas 4.14 and 4.15, the result follows by considering initial conditions $\det(A_1) = 4$ and $\det(K_1) = 2$. \square

Proof of Theorem 4.9. From Lemmas 2.2 and 4.16, the number of perfect matchings in network \mathcal{H}_g is

$$\psi(\mathcal{H}_g) = \sqrt{\det(A_g)} = 2^{\frac{1}{9} \cdot 4^g + \frac{2}{3}g - \frac{1}{9}},$$

and the entropy of perfect matchings in network \mathcal{H}_g ($g \rightarrow \infty$) is

$$z(\mathcal{H}_g) = \lim_{g \rightarrow \infty} \frac{\ln \psi(\mathcal{H}_g)}{\frac{N_g}{2}} = \lim_{g \rightarrow \infty} \frac{\ln 2^{\frac{1}{9} \cdot 4^g + \frac{2}{3}g - \frac{1}{9}}}{\frac{4^g + 2}{3}} = \frac{\ln 2}{3}.$$

This completes the proof of Theorem 4.9. \square

4.4. Comparison with the extended Sierpiński graph

We have shown that for the two networks \mathcal{F}_g and \mathcal{H}_g with the same degree sequence, the fractal scale-free network \mathcal{F}_g has no perfect matchings; in sharp contrast, the non-fractal scale-free network \mathcal{H}_g has perfect matchings. Moreover, the number of perfect matchings in \mathcal{H}_g is very high, the entropy of which is equivalent to that of the extended Sierpiński graph [34], as will be shown below.

The extended Sierpiński graph is a particular case of Sierpiński-like graphs proposed by Klavžar and Moharin [34], which is in fact a variant of the Tower of Hanoi graph [53, 54]. The extended Sierpiński graph can be defined by iteratively applying the subdivided-line graph operation [55]. Denote by $\Gamma^1(\mathcal{G}) = L(B(\mathcal{G}))$, and the g th subdivided-line of \mathcal{G} is obtained through the iteration $\Gamma^g(\mathcal{G}) = \Gamma(\Gamma^{g-1}(\mathcal{G}))$. Let \mathcal{K}_4 be the complete graph of 4 vertices, and let \mathcal{S}_g^{++} denote the extended Sierpiński graph. Then \mathcal{S}_g^{++} , $g \geq 1$, is defined by $\mathcal{S}_g^{++} = \Gamma^{g-1}(\mathcal{K}_4)$, with $\mathcal{S}_1^{++} = \mathcal{K}_4$. Fig. 11 illustrates an extended Sierpiński graph \mathcal{S}_3^{++} .

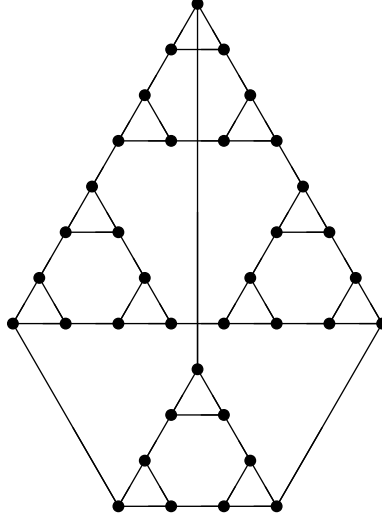


Figure 11: The extended Sierpiński graph \mathcal{S}_3^{++} .

For all $g \geq 1$, the extended Sierpiński graph \mathcal{S}_g^{++} is a 3-regular graph. Moreover, \mathcal{S}_g^{++} is fractal but not small-world. By definition, it is easy to verify that the number of vertices and edges in the extended Sierpiński graph \mathcal{S}_g^{++} are $N_g = 4 \cdot 3^{g-1}$ and $E_g = 2 \cdot 3^g$, respectively.

Theorem 4.17 *The number of perfect matchings in the extended Sierpiński graphs \mathcal{S}_g^{++} , $g \geq 1$, is $\psi(\mathcal{S}_g^{++}) = 2^{2 \cdot 3^{g-2} + 1}$, and the entropy for perfect matchings in \mathcal{S}_g^{++} , $g \rightarrow \infty$, is $z(\mathcal{S}_g^{++}) = \frac{\ln 2}{3}$.*

Proof. By definition, $\mathcal{S}_g^{++} = L(B(\mathcal{S}_{g-1}^{++}))$. It is obvious that $B(\mathcal{S}_{g-1}^{++})$ has $N_{g-1} + E_{g-1} = 4 \cdot 3^{g-2} + 2 \cdot 3^{g-1}$ vertices and $2E_{g-1} = 4 \cdot 3^{g-1}$ edges. Moreover, the degree of a vertex in $B(\mathcal{S}_{g-1}^{++})$ is either 2 or 3. From Lemma 2.1, for all $g \geq 1$, the number of perfect matchings in \mathcal{S}_g^{++} is

$$\psi(\mathcal{S}_g^{++}) = \psi(L(B(\mathcal{S}_{g-1}^{++}))) = 2^{2E_{g-1} - (N_{g-1} + E_{g-1}) + 1} = 2^{2 \cdot 3^{g-2} + 1}.$$

Then, and the entropy of perfect matchings in extended Sierpiński graphs \mathcal{S}_g^{++} , $g \rightarrow \infty$, is

$$z(\mathcal{S}_g^{++}) = \lim_{g \rightarrow \infty} \frac{\ln \psi(\mathcal{S}_g^{++})}{\frac{N_g}{2}} = \lim_{g \rightarrow \infty} \frac{\ln 2^{2 \cdot 3^{g-2} + 1}}{2 \cdot 3^{g-1}} = \frac{\ln 2}{3},$$

as the theorem claims. \square

5. Conclusion

In this paper, we have studied both the size and the number of maximum matchings in two self-similar scale-free networks with identical degree distribution, and shown that the first network has no perfect matchings, while the second network has many perfect matchings. For the first network, we determined explicitly the size and number of maximum matchings by using its self-similarity. For the second network, we constructed a Pfaffian orientation, using the skew adjacency matrix of which we determined the exact number of perfect matchings and its associated entropy. Furthermore, we determined the number of perfect matchings in an extended regular Sierpiński graph, and demonstrated that entropy for its perfect matchings equals that of the second scale-free network. Thus, power-law degree distribution itself is not enough to characterize maximum matchings in scale-free networks, and care should be needed when making a general statement on maximum matchings in scale-free networks. Due to the relevance of maximum matchings to structural controllability, our work is helpful for better understanding controllability of scale-free networks.

Acknowledgements

This work is supported by the National Natural Science Foundation of China under Grant No. 11275049.

References

- [1] E. W. Montroll, Lattice statistics, in: E. Beckenbach (Ed.), *Applied Combinatorial Mathematics*, Wiley, New York, 1964, pp. 96–143.
- [2] D. Vukičević, Applications of perfect matchings in chemistry, in: M. Dehmer (Ed.), *Structural Analysis of Complex Networks*, Birkhäuser Boston, 2011, pp. 463–482.
- [3] L. Lovász, M. D. Plummer, *Matching Theory*, volume 29 of *Annals of Discrete Mathematics*, North Holland, New York, 1986.
- [4] Y.-Y. Liu, J.-J. Slotine, A.-L. Barabási, Controllability of complex networks, *Nature* 473 (2011) 167–173.
- [5] P. Balister, S. Gerke, Controllability and matchings in random bipartite graphs, in: A. Czumaj, A. Georgakopoulos, D. Král, V. Lozin, O. Pikhurko (Eds.), *Surveys in Combinatorics*, volume 424, Cambridge University Press, Cambridge, 2015, pp. 119–146.

- [6] J. Propp, Enumeration of matchings: Problems and progress, in: L. Billera, A. Björner, C. Greene, R. Simeon, R. P. Stanley (Eds.), *New Perspectives in Geometric Combinatorics*, Cambridge University Press, Cambridge, 1999, pp. 255–291.
- [7] L. Valiant, The complexity of computing the permanent, *Theor. Comput. Sci.* 8 (1979) 189–201.
- [8] L. Valiant, The complexity of enumeration and reliability problems, *SIAM J. Comput.* 8 (1979) 410–421.
- [9] R. M. Karp, M. Sipser, Maximum matching in sparse random graphs, in: *IEEE 54th Annual Symposium on Foundations of Computer Science*, IEEE, pp. 364–375.
- [10] A. Galluccio, M. Loeb, On the theory of Pfaffian orientations. I. Perfect matchings and permanents, *Electron. J. Comb.* 6 (1999) R6.
- [11] T. Uno, Algorithms for enumerating all perfect, maximum and maximal matchings in bipartite graphs, *Algorithms Comput.* (1997) 92–101.
- [12] M. Mahajan, K. R. Varadarajan, A new NC-algorithm for finding a perfect matching in bipartite planar and small genus graphs, in: *Proceedings of the thirty-second annual ACM symposium on Theory of computing*, Portland, OR, USA, pp. 351–357.
- [13] H. N. Gabow, H. Kaplan, R. E. Tarjan, Unique maximum matching algorithms, *J. Algorithms* 40 (2001) 159–183.
- [14] J. Propp, Generalized domino-shuffling, *Theor. Comput. Sci.* 303 (2003) 267 – 301.
- [15] Y. Liu, G. Liu, Number of maximum matchings of bipartite graphs with positive surplus, *Discrete Math.* 274 (2004) 311–318.
- [16] E. H. Kuo, Applications of graphical condensation for enumerating matchings and tilings, *Theor. Comput. Sci.* 319 (2004) 29 – 57.
- [17] W. Yan, Y.-N. Yeh, F. Zhang, Graphical condensation of plane graphs: A combinatorial approach, *Theor. Comput. Sci.* 349 (2005) 452 – 461.
- [18] W. Yan, F. Zhang, Graphical condensation for enumerating perfect matchings, *J. Comb. Theory Ser. A* 110 (2005) 113 – 125.

- [19] W. Yan, F. Zhang, Enumeration of perfect matchings of a type of Cartesian products of graphs, *Discrete Appl. Math.* 154 (2006) 145–157.
- [20] R. Kenyon, A. Okounkov, S. Sheffield, Dimers and amoebae, *Ann. Math.* 163 (2006) 1019–1056.
- [21] L. Zdeborová, M. Mézard, The number of matchings in random graphs, *J. Stat. Mech. Theory Exp.* 2006 (2006) P05003.
- [22] W. Yan, F. Zhang, A quadratic identity for the number of perfect matchings of plane graphs, *Theor. Comput. Sci.* 409 (2008) 405–410.
- [23] E. Teufl, S. Wagner, Exact and asymptotic enumeration of perfect matchings in self-similar graphs, *Discrete Math.* 309 (2009) 6612 – 6625.
- [24] P. Chebolu, A. Frieze, P. Melsted, Finding a maximum matching in a sparse random graph in $O(n)$ expected time, *J. ACM* 57 (2010) 24.
- [25] D. D’Angeli, A. Donno, T. Nagnibeda, Counting dimer coverings on self-similar Schreier graphs, *Eur. J. Combin.* 33 (2012) 1484 – 1513.
- [26] A. Kosowski, A. Navarra, D. Pajak, C. M. Pinotti, Maximum matching in multi-interface networks, *Theoret. Comput. Sci.* 507 (2013) 52–60.
- [27] R. Yuster, Maximum matching in regular and almost regular graphs, *Algorithmica* 66 (2013) 87–92.
- [28] N. Meghanathan, Maximal assortative matching and maximal dissortative matching for complex network graphs, *Comput. J.* 59 (2016) 667–684.
- [29] M. E. J. Newman, The structure and function of complex networks, *SIAM Rev.* 45 (2003) 167–256.
- [30] A. Barabási, R. Albert, Emergence of scaling in random networks, *Science* 286 (1999) 509–512.
- [31] Z. Zhang, S. Zhou, T. Zou, L. Chen, J. Guan, Different thresholds of bond percolation in scale-free networks with identical degree sequence, *Phys. Rev. E* 79 (2009) 031110.

- [32] P. W. Kasteleyn, The statistics of dimers on a lattice: I. The number of dimer arrangements on a quadratic lattice, *Physica* 27 (1961) 1209–1225.
- [33] H. Temperley, M. Fisher, Dimer problem in statistical mechanics-an exact result, *Philos. Mag.* 6 (1961) 1061–1063.
- [34] S. Klavžar, B. Mohar, Crossing numbers of Sierpiński-like graphs, *J. Graph Theory* 50 (2005) 186–198.
- [35] D. Watts, S. Strogatz, Collective dynamics of ‘small-world’ networks, *Nature* 393 (1998) 440–442.
- [36] M. E. Newman, Assortative mixing in networks, *Phys. Rev. Lett.* 89 (2002) 208701.
- [37] R. Pastor-Satorras, A. Vázquez, A. Vespignani, Dynamical and correlation properties of the internet, *Phys. Rev. Lett.* 87 (2001) 258701.
- [38] Z. Zhang, F. Comellas, Farey graphs as models for complex networks, *Theoret. Comput. Sci.* 412 (2011) 865–875.
- [39] Y. Yi, Z. Zhang, Y. Lin, G. Chen, Small-world topology can significantly improve the performance of noisy consensus in a complex network, *Comput. J.* 58 (2015) 3242–3254.
- [40] C. Song, S. Havlin, H. Makse, Self-similarity of complex networks, *Nature* 433 (2005) 392–395.
- [41] C. Song, L. K. Gallos, S. Havlin, H. A. Makse, How to calculate the fractal dimension of a complex network: the box covering algorithm, *J. Stat. Mech. Theory and Exp.* 2007 (2007) P03006.
- [42] J. S. Kim, K.-I. Goh, B. Kahng, D. Kim, Fractality and self-similarity in scale-free networks, *New J. Phys.* 9 (2007).
- [43] F. Dong, W. Yan, F. Zhang, On the number of perfect matchings of line graphs, *Discrete Appl. Math.* 161 (2013) 794–801.
- [44] P. W. Kasteleyn, Dimer statistics and phase transitions, *J. Math. Phys.* 4 (1963) 287–293.
- [45] R. Burton, R. Pemantle, Local characteristics, entropy and limit theorems for spanning trees and domino tilings via transfer-impedances, *Ann. Probab.* (1993) 1329–1371.

- [46] F. Y. Wu, Dimers on two-dimensional lattices, *Int. J. Mod. Phys. B* 20 (2006) 5357–5371.
- [47] A. N. Berker, S. Ostlund, Renormalisation-group calculations of finite systems: order parameter and specific heat for epitaxial ordering, *J. Phys. C: Solid State Phys.* 12 (1979) 4961.
- [48] Z.-Z. Zhang, S.-G. Zhou, T. Zou, Self-similarity, small-world, scale-free scaling, disassortativity, and robustness in hierarchical lattices, *Eur. Phys. J. B* 56 (2007) 259–271.
- [49] M. Hinczewski, A. N. Berker, Inverted Berezinskii-Kosterlitz-Thouless singularity and high-temperature algebraic order in an Ising model on a scale-free hierarchical-lattice small-world network, *Phys. Rev. E* 73 (2006) 066126.
- [50] M. Small, X. Xu, J. Zhou, J. Zhang, J. Sun, J.-A. Lu, Scale-free networks which are highly assortative but not small world, *Phys. Rev. E* 77 (2008) 066112.
- [51] F. Lin, L. Zhang, Pfaffian orientation and enumeration of perfect matchings for some Cartesian products of graphs, *Electron. J. Comb.* 16 (2009) R52.
- [52] G. Strang, *Introduction to Linear Algebra*, Wellesley-Cambridge Press, Wellesley, MA, 2009.
- [53] A. M. Hinz, S. Klavžar, U. Milutinović, C. Petr, *The Tower of Hanoi—Myths and Maths*, Springer, 2013.
- [54] Z. Zhang, S. Wu, M. Li, F. Comellas, The number and degree distribution of spanning trees in the Tower of Hanoi graph, *Theoret. Comput. Sci.* 609 (2016) 443–455.
- [55] T. Hasunuma, Structural properties of subdivided-line graphs, *J. Discrete Algorithms* 31 (2015) 69–86.