
REBAR: Low-variance, unbiased gradient estimates for discrete latent variable models

George Tucker^{1,*}, Andriy Mnih², Chris J. Maddison^{2,3},
Dieterich Lawson^{1,*}, Jascha Sohl-Dickstein¹
¹Google Brain, ²DeepMind, ³University of Oxford
{gjt, amnih, dieterichl, jaschasd}@google.com
cmaddis@stats.ox.ac.uk

Abstract

Learning in models with discrete latent variables is challenging due to high variance gradient estimators. Generally, approaches have relied on control variates to reduce the variance of the REINFORCE estimator. Recent work (Jang et al., 2016; Maddison et al., 2016) has taken a different approach, introducing a continuous relaxation of discrete variables to produce low-variance, but biased, gradient estimates. In this work, we combine the two approaches through a novel control variate that produces low-variance, *unbiased* gradient estimates. Then, we introduce a modification to the continuous relaxation and show that the tightness of the relaxation can be adapted online, removing it as a hyperparameter. We show state-of-the-art variance reduction on several benchmark generative modeling tasks, generally leading to faster convergence to a better final log-likelihood.

1 Introduction

Models with discrete latent variables are ubiquitous in machine learning: mixture models, Markov Decision Processes in reinforcement learning (RL), generative models for structured prediction, and, recently, models with hard attention (Mnih et al., 2014) and memory networks (Zaremba & Sutskever, 2015). However, when the discrete latent variables cannot be marginalized out analytically, maximizing objectives over these models using REINFORCE-like methods (Williams, 1992) is challenging due to high-variance gradient estimates obtained from sampling. Most approaches to reducing this variance have focused on developing clever control variates (Mnih & Gregor, 2014; Titsias & Lázaro-Gredilla, 2015; Gu et al., 2015; Mnih & Rezende, 2016). Recently, Jang et al. (2016) and Maddison et al. (2016) independently introduced a novel distribution, the *Gumbel-Softmax* or *Concrete* distribution, that continuously relaxes discrete random variables. Replacing every discrete random variable in a model with a Concrete random variable results in a continuous model where the reparameterization trick is applicable (Kingma & Welling, 2013; Rezende et al., 2014). The gradients are biased with respect to the discrete model, but can be used effectively to optimize large models. The tightness of the relaxation is controlled by a temperature hyperparameter. In the low temperature limit, the gradient estimates become unbiased, but the variance of the gradient estimator diverges, so the temperature must be tuned to balance bias and variance.

We sought an estimator that is low-variance, unbiased, and does not require tuning additional hyperparameters. To construct such an estimator, we introduce a simple control variate based on the difference between the REINFORCE and the reparameterization trick gradient estimators for the relaxed model. This reduces variance, but does not outperform state-of-the-art methods on its own. Our key contribution is to show that it is possible to conditionally marginalize the control variate

*Work done as part of the Google Brain Residency Program.

Source code for experiments: github.com/tensorflow/models/tree/master/research/rebar

to significantly improve its effectiveness. We call this the REBAR gradient estimator, because it combines REINFORCE gradients with gradients of the Concrete relaxation. Next, we show that a modification to the Concrete relaxation connects REBAR to MuProp in the high temperature limit. Finally, because REBAR is unbiased for all temperatures, we show that the temperature can be optimized online to reduce variance further and relieve the burden of setting an additional hyperparameter.

In our experiments, we illustrate the potential problems inherent with biased gradient estimators on a toy problem. Then, we use REBAR to train generative sigmoid belief networks (SBNs) on the MNIST and Omniglot datasets and to train conditional generative models on MNIST. Across tasks, we show that REBAR has state-of-the-art variance reduction which translates to faster convergence and better final log-likelihoods. Although we focus on binary variables for simplicity, this work is equally applicable to categorical variables (Appendix C).

2 Background

For clarity, we first consider a simplified scenario. Let $b \sim \text{Bernoulli}(\theta)$ be a vector of independent binary random variables parameterized by θ . We wish to maximize

$$\mathbb{E}_{p(b)} [f(b, \theta)],$$

where $f(b, \theta)$ is differentiable with respect to b and θ , and we suppress the dependence of $p(b)$ on θ to reduce notational clutter. This covers a wide range of discrete latent variable problems; for example, in variational inference $f(b, \theta)$ would be the stochastic variational lower bound.

Typically, this problem has been approached by gradient ascent, which requires efficiently estimating

$$\frac{d}{d\theta} \mathbb{E}_{p(b)} [f(b, \theta)] = \mathbb{E}_{p(b)} \left[\frac{\partial f(b, \theta)}{\partial \theta} + f(b, \theta) \frac{\partial}{\partial \theta} \log p(b) \right]. \quad (1)$$

In practice, the first term can be estimated effectively with a single Monte Carlo sample, however, a naïve single sample estimator of the second term has high variance. Because the dependence of $f(b, \theta)$ on θ is straightforward to account for, to simplify exposition we assume that $f(b, \theta) = f(b)$ does not depend on θ and concentrate on the second term.

2.1 Variance reduction through control variates

Paisley et al. (2012); Ranganath et al. (2014); Mnih & Gregor (2014); Gu et al. (2015) show that carefully designed control variates can reduce the variance of the second term significantly. Control variates seek to reduce the variance of such estimators using closed form expectations for closely related terms. We can subtract any c (random or constant) as long as we can correct the bias (see Appendix A and (Paisley et al., 2012) for a review of control variates in this context):

$$\frac{\partial}{\partial \theta} \mathbb{E}_{p(b,c)} [f(b)] = \frac{\partial}{\partial \theta} \left(\mathbb{E}_{p(b,c)} [f(b) - c] + \mathbb{E}_{p(b,c)} [c] \right) = \mathbb{E}_{p(b,c)} \left[(f(b) - c) \frac{\partial}{\partial \theta} \log p(b) \right] + \frac{\partial}{\partial \theta} \mathbb{E}_{p(b,c)} [c]$$

For example, NVIL (Mnih & Gregor, 2014) learns a c that does not depend² on b and MuProp (Gu et al., 2015) uses a linear Taylor expansion of f around $\mathbb{E}_{p(b|\theta)}[b]$. Unfortunately, even with a control variate, the term can still have high variance.

2.2 Continuous relaxations for discrete variables

Alternatively, following Maddison et al. (2016), we can parameterize b as $b = H(z)$, where H is the element-wise hard threshold function³ and z is a vector of independent Logistic random variables defined by

$$z := g(u, \theta) := \log \frac{\theta}{1 - \theta} + \log \frac{u}{1 - u},$$

²In this case, c depends on the implicit observation in variational inference.

³ $H(z) = 1$ if $z \geq 0$ and $H(z) = 0$ if $z < 0$.

where $u \sim \text{Uniform}(0, 1)$. Notably, z is differentiably reparameterizable (Kingma & Welling, 2013; Rezende et al., 2014), but the discontinuous hard threshold function prevents us from using the reparameterization trick directly. Replacing all occurrences of the hard threshold function with a continuous relaxation $H(z) \approx \sigma_\lambda(z) := \sigma\left(\frac{z}{\lambda}\right) = \left(1 + \exp\left(-\frac{z}{\lambda}\right)\right)^{-1}$ however results in a reparameterizable computational graph. Thus, we can compute low-variance gradient estimates for the relaxed model that approximate the gradient for the discrete model. In summary,

$$\frac{\partial}{\partial \theta} \mathbb{E}_{p(b)} [f(b)] = \frac{\partial}{\partial \theta} \mathbb{E}_{p(z)} [f(H(z))] \approx \frac{\partial}{\partial \theta} \mathbb{E}_{p(z)} [f(\sigma_\lambda(z))] = \mathbb{E}_{p(u)} \left[\frac{\partial}{\partial \theta} f(\sigma_\lambda(g(u, \theta))) \right],$$

where $\lambda > 0$ can be thought of as a temperature that controls the tightness of the relaxation (at low temperatures, the relaxation is nearly tight). This generally results in a low-variance, but biased Monte Carlo estimator for the discrete model. As $\lambda \rightarrow 0$, the approximation becomes exact, but the variance of the Monte Carlo estimator diverges. Thus, in practice, λ must be tuned to balance bias and variance. See Appendix C and Jang et al. (2016); Maddison et al. (2016) for the generalization to the categorical case.

3 REBAR

We seek a low-variance, unbiased gradient estimator. Inspired by the Concrete relaxation, our strategy will be to construct a control variate (see Appendix A for a review of control variates in this context) based on the difference between the REINFORCE gradient estimator for the relaxed model and the gradient estimator from the reparameterization trick. First, note that closely following Eq. 1

$$\mathbb{E}_{p(b)} \left[f(b) \frac{\partial}{\partial \theta} \log p(b) \right] = \frac{\partial}{\partial \theta} \mathbb{E}_{p(b)} [f(b)] = \frac{\partial}{\partial \theta} \mathbb{E}_{p(z)} [f(H(z))] = \mathbb{E}_{p(z)} \left[f(H(z)) \frac{\partial}{\partial \theta} \log p(z) \right]. \quad (2)$$

The similar form of the REINFORCE gradient estimator for the relaxed model

$$\frac{\partial}{\partial \theta} \mathbb{E}_{p(z)} [f(\sigma_\lambda(z))] = \mathbb{E}_{p(z)} \left[f(\sigma_\lambda(z)) \frac{\partial}{\partial \theta} \log p(z) \right] \quad (3)$$

suggests it will be strongly correlated and thus be an effective control variate. Unfortunately, the Monte Carlo gradient estimator derived from the left hand side of Eq. 2 has much lower variance than the Monte Carlo gradient estimator derived from the right hand side. This is because the left hand side can be seen as analytically performing a conditional marginalization over z given b , which is noisily approximated by Monte Carlo samples on the right hand side (see Appendix B for details). Our key insight is that an analogous conditional marginalization can be performed for the control variate (Eq. 3),

$$\mathbb{E}_{p(z)} \left[f(\sigma_\lambda(z)) \frac{\partial}{\partial \theta} \log p(z) \right] = \mathbb{E}_{p(b)} \left[\frac{\partial}{\partial \theta} \mathbb{E}_{p(z|b)} [f(\sigma_\lambda(z))] \right] + \mathbb{E}_{p(b)} \left[\mathbb{E}_{p(z|b)} [f(\sigma_\lambda(z))] \frac{\partial}{\partial \theta} \log p(b) \right],$$

where the first term on the right-hand side can be efficiently estimated with the reparameterization trick (see Appendix C for the details)

$$\mathbb{E}_{p(b)} \left[\frac{\partial}{\partial \theta} \mathbb{E}_{p(z|b)} [f(\sigma_\lambda(z))] \right] = \mathbb{E}_{p(b)} \left[\mathbb{E}_{p(v)} \left[\frac{\partial}{\partial \theta} f(\sigma_\lambda(\tilde{z})) \right] \right],$$

where $v \sim \text{Uniform}(0, 1)$ and $\tilde{z} \equiv \tilde{g}(v, b, \theta)$ is the differentiable reparameterization for $z|b$ (Appendix C). Therefore,

$$\mathbb{E}_{p(z)} \left[f(\sigma_\lambda(z)) \frac{\partial}{\partial \theta} \log p(z) \right] = \mathbb{E}_{p(b)} \left[\mathbb{E}_{p(v)} \left[\frac{\partial}{\partial \theta} f(\sigma_\lambda(\tilde{z})) \right] \right] + \mathbb{E}_{p(b)} \left[\mathbb{E}_{p(z|b)} [f(\sigma_\lambda(z))] \frac{\partial}{\partial \theta} \log p(b) \right].$$

Using this to form the control variate and correcting with the reparameterization trick gradient, we arrive at

$$\begin{aligned} \frac{\partial}{\partial \theta} \mathbb{E}_{p(b)} [f(b)] &= \mathbb{E}_{p(u,v)} \left[[f(H(z)) - \eta f(\sigma_\lambda(\tilde{z}))] \frac{\partial}{\partial \theta} \log p(b) \Big|_{b=H(z)} \right. \\ &\quad \left. + \eta \frac{\partial}{\partial \theta} f(\sigma_\lambda(z)) - \eta \frac{\partial}{\partial \theta} f(\sigma_\lambda(\tilde{z})) \right], \end{aligned} \quad (4)$$

where $u, v \sim \text{Uniform}(0, 1)$, $z \equiv g(u, \theta)$, $\tilde{z} \equiv \tilde{g}(v, H(z), \theta)$, and η is a scaling on the control variate. The REBAR estimator is the single sample Monte Carlo estimator of this expectation. To reduce computation and variance, we couple u and v using common random numbers (Appendix G, (Owen, 2013)). We estimate η by minimizing the variance of the Monte Carlo estimator with SGD. In Appendix D, we present an alternative derivation of REBAR that is shorter, but less intuitive.

3.1 Rethinking the relaxation and a connection to MuProp

Because $\sigma_\lambda(z) \rightarrow \frac{1}{2}$ as $\lambda \rightarrow \infty$, we consider an alternative relaxation

$$H(z) \approx \sigma \left(\frac{1}{\lambda} \frac{\lambda^2 + \lambda + 1}{\lambda + 1} \log \frac{\theta}{1 - \theta} + \frac{1}{\lambda} \log \frac{u}{1 - u} \right) = \sigma_\lambda(z_\lambda), \quad (5)$$

where $z_\lambda = \frac{\lambda^2 + \lambda + 1}{\lambda + 1} \log \frac{\theta}{1 - \theta} + \log \frac{u}{1 - u}$. As $\lambda \rightarrow \infty$, the relaxation converges to the mean, θ , and still as $\lambda \rightarrow 0$, the relaxation becomes exact. Furthermore, as $\lambda \rightarrow \infty$, the REBAR estimator converges to MuProp without the linear term (see Appendix E). We refer to this estimator as SimpleMuProp in the results.

3.2 Optimizing temperature (λ)

The REBAR gradient estimator is unbiased for *any* choice of $\lambda > 0$, so we can optimize λ to minimize the variance of the estimator without affecting its unbiasedness (similar to optimizing the dispersion coefficients in Ruiz et al. (2016)). In particular, denoting the REBAR gradient estimator by $r(\lambda)$, then

$$\frac{\partial}{\partial \lambda} \text{Var}(r(\lambda)) = \frac{\partial}{\partial \lambda} \left(\mathbb{E} [r(\lambda)^2] - \mathbb{E} [r(\lambda)]^2 \right) = \mathbb{E} \left[2r(\lambda) \frac{\partial r(\lambda)}{\partial \lambda} \right]$$

because $\mathbb{E}[r(\lambda)]$ does not depend on λ . The resulting expectation can be estimated with a single sample Monte Carlo estimator. This allows the tightness of the relaxation to be adapted online jointly with the optimization of the parameters and relieves the burden of choosing λ ahead of time.

3.3 Multilayer stochastic networks

Suppose we have multiple layers of stochastic units (i.e., $b = \{b_1, b_2, \dots, b_n\}$) where $p(b)$ factorizes as

$$p(b_{1:n}) = p(b_1)p(b_2|b_1) \cdots p(b_n|b_{n-1}),$$

and similarly for the underlying Logistic random variables $p(z_{1:n})$ recalling that $b_i = H(z_i)$. We can define a relaxed distribution over $z_{1:n}$ where we replace the hard threshold function $H(z)$ with a continuous relaxation $\sigma_\lambda(z)$. We refer to the relaxed distribution as $q(z_{1:n})$.

We can take advantage of the structure of p , by using the fact that the high variance REINFORCE term of the gradient also decomposes

$$\mathbb{E}_{p(b)} \left[f(b) \frac{\partial}{\partial \theta} \log p(b) \right] = \sum_i \mathbb{E}_{p(b)} \left[f(b) \frac{\partial}{\partial \theta} \log p(b_i|b_{i-1}) \right].$$

Focusing on the i^{th} term, we have

$$\mathbb{E}_{p(b)} \left[f(b) \frac{\partial}{\partial \theta} \log p(b_i|b_{i-1}) \right] = \mathbb{E}_{p(b_{1:i-1})} \left[\mathbb{E}_{p(b_i|b_{i-1})} \left[\mathbb{E}_{p(b_{i+1:n}|b_i)} [f(b)] \frac{\partial}{\partial \theta} \log p(b_i|b_{i-1}) \right] \right],$$

which suggests the following control variate

$$\mathbb{E}_{p(z_i|b_i, b_{i-1})} \left[\mathbb{E}_{q(z_{i+1:n}|z_i)} [f(b_{1:i-1}, \sigma_\lambda(z_{i:n}))] \right] \frac{\partial}{\partial \theta} \log p(b_i|b_{i-1})$$

for the middle expectation. Similarly to the single layer case, we can debias the control variate with terms that are reparameterizable. Note that due to the switch between sampling from p and sampling from q , this approach requires n passes through the network (one pass per layer). We discuss alternatives that do not require multiple passes through the network in Appendix F.

3.4 Q-functions

Finally, we note that since the derivation of this control variate is independent of f , the REBAR control variate can be generalized by replacing f with a learned, differentiable Q -function. This suggests that the REBAR control variate is applicable to RL, where it would allow a “pseudo-action”-dependent baseline. In this case, the pseudo-action would be the relaxation of the discrete output from a policy network.

4 Related work

Most approaches to optimizing an expectation of a function w.r.t. a discrete distribution based on samples from the distribution can be seen as applications of the REINFORCE (Williams, 1992) gradient estimator, also known as the likelihood ratio (Glynn, 1990) or score-function estimator (Fu, 2006). Following the notation from Section 2, the basic form of an estimator of this type is $(f(b) - c) \frac{\partial}{\partial \theta} \log p(b)$ where b is a sample from the discrete distribution and c is some quantity independent of b , known as a baseline. Such estimators are unbiased, but without a carefully chosen baseline their variance tends to be too high for the estimator to be useful and much work has gone into finding effective baselines.

In the context of training latent variable models, REINFORCE-like methods have been used to implement sampling-based variational inference with either fully factorized (Wingate & Weber, 2013; Ranganath et al., 2014) or structured (Mnih & Gregor, 2014; Gu et al., 2015) variational distributions. All of these involve learned baselines: from simple scalar baselines (Wingate & Weber, 2013; Ranganath et al., 2014) to nonlinear input-dependent baselines (Mnih & Gregor, 2014). MuProp (Gu et al., 2015) combines an input-dependent baseline with a first-order Taylor approximation to the function based on the corresponding mean-field network to achieve further variance reduction. REBAR is similar to MuProp in that it also uses gradient information from a proxy model to reduce the variance of a REINFORCE-like estimator. The main difference is that in our approach the proxy model is essentially the relaxed (but still stochastic) version of the model we are interested in, whereas MuProp uses the mean field version of the model as a proxy, which can behave very differently from the original model due to being completely deterministic. The relaxation we use was proposed by (Maddison et al., 2016; Jang et al., 2016) as a way of making discrete latent variable models reparameterizable, resulting in a low-variance but biased gradient estimator for the original model. REBAR on the other hand, uses the relaxation in a control variate which results in an unbiased, low-variance estimator. Alternatively, Titsias & Lázaro-Gredilla (2015) introduced local expectation gradients, a general purpose unbiased gradient estimator for models with continuous and discrete latent variables. However, it typically requires substantially more computation than other methods. Recently, a specialized REINFORCE-like method was proposed for the tighter multi-sample version of the variational bound (Burda et al., 2015) which uses a leave-out-out technique to construct per-sample baselines (Mnih & Rezende, 2016). This approach is orthogonal to ours, and we expect it to benefit from incorporating the REBAR control variate.

5 Experiments

As our goal was variance reduction to improve optimization, we compared our method to the state-of-the-art unbiased single-sample gradient estimators, NVIL (Mnih & Gregor, 2014) and MuProp (Gu et al., 2015), and the state-of-the-art biased single-sample gradient estimator Gumbel-Softmax/Concrete (Jang et al., 2016; Maddison et al., 2016) by measuring their progress on the training objective and the variance of the unbiased gradient estimators⁴. We start with an illustrative problem and then follow the experimental setup established in (Maddison et al., 2016) to evaluate the methods on generative modeling and structured prediction tasks.

⁴Both MuProp and REBAR require twice as much computation per step as NVIL and Concrete. To present comparable results with previous work, we plot our results in steps. However, to offer a fair comparison, NVIL should use two samples and thus reduce its variance by half (or $\log(2) \approx 0.69$ in our plots).

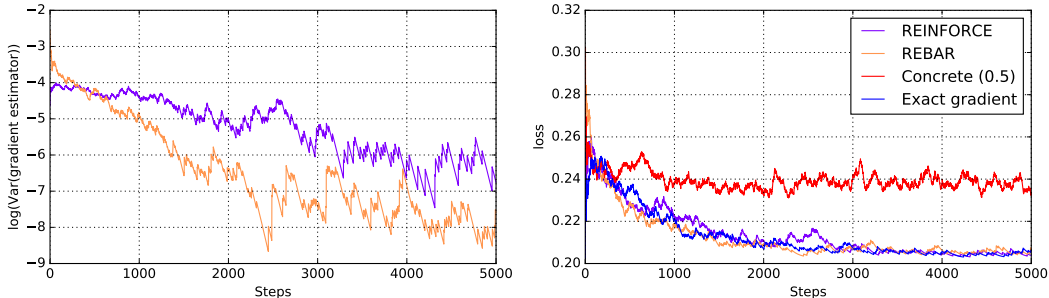


Figure 1: Log variance of the gradient estimator (left) and loss (right) for the toy problem with $t = 0.45$. Only the unbiased estimators converge to the correct answer. We indicate the temperature in parenthesis where relevant.

5.1 Toy problem

To illustrate the potential ill-effects of biased gradient estimators, we evaluated the methods on a simple toy problem. We wish to minimize $\mathbb{E}_{p(b)}[(b - t)^2]$, where $t \in (0, 1)$ is a continuous target value, and we have a single parameter controlling the Bernoulli distribution. Figure 1 shows the perils of biased gradient estimators. The optimal solution is deterministic (i.e., $p(b = 1) \in \{0, 1\}$), whereas the Concrete estimator converges to a stochastic one. All of the unbiased estimators correctly converge to the optimal loss, whereas the biased estimator fails to. For this simple problem, it is sufficient to reduce temperature of the relaxation to achieve an acceptable solution.

5.2 Learning sigmoid belief networks (SBNs)

Next, we trained SBNs on several standard benchmark tasks. We follow the setup established in (Maddison et al., 2016). We used the statically binarized MNIST digits from Salakhutdinov & Murray (2008) and a fixed binarization of the Omniglot character dataset. We used the standard splits into training, validation, and test sets. The network used several layers of 200 stochastic binary units interleaved with deterministic nonlinearities. In our experiments, we used either a linear deterministic layer (denoted linear) or 2 layers of 200 tanh units (denoted nonlinear).

5.2.1 Generative modeling on MNIST and Omniglot

For generative modeling, we maximized a single-sample variational lower bound on the log-likelihood. We performed amortized inference (Kingma & Welling, 2013; Rezende et al., 2014) with an inference network with similar architecture in the reverse direction. In particular, denoting the image by x and the hidden layer stochastic activations by $b \sim q(b|x, \theta)$, we have

$$\log p(x|\theta) \geq \mathbb{E}_{q(b|x, \theta)} [\log p(x, b|\theta) - \log q(b|x, \theta)],$$

which has the required form for REBAR.

To measure the variance of the gradient estimators, we follow a single optimization trajectory and use the same random numbers for all methods. This significantly reduces the variance in our measurements. We plot the log variance of the unbiased gradient estimators in Figure 2 for MNIST (Appendix Figure App.3 for Omniglot). REBAR produced the lowest variance across linear and nonlinear models for both tasks. The reduction in variance was especially large for the linear models. For the nonlinear model, REBAR (0.1) reduced variance at the beginning of training, but its performance degraded later in training. REBAR was able to adaptively change the temperature as optimization progressed and retained superior variance reduction. We also observed that SimpleMuProp was a surprisingly strong baseline that improved significantly over NVIL. It performed similarly to MuProp despite not explicitly using the gradient of f .

Generally, lower variance gradient estimates led to faster optimization of the objective and convergence to a better final value (Figure 3, Table 1, Appendix Figures App.2 and App.4). For the nonlinear model, the Concrete estimator underperformed optimizing the training objective in both tasks.

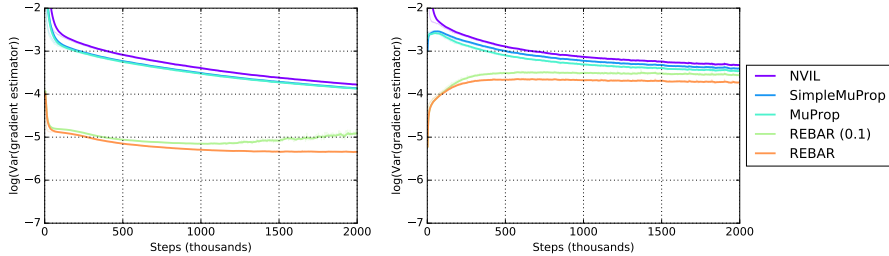


Figure 2: Log variance of the gradient estimator for the two layer linear model (left) and single layer nonlinear model (right) on the MNIST generative modeling task. All of the estimators are unbiased, so their variance is directly comparable. We estimated moments from exponential moving averages (with decay=0.999; we found that the results were robust to the exact value). The temperature is shown in parenthesis where relevant.

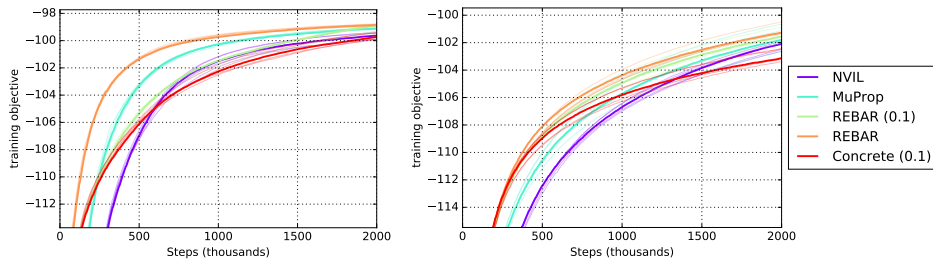


Figure 3: Training variational lower bound for the two layer linear model (left) and single layer nonlinear model (right) on the MNIST generative modeling task. We plot 5 trials over different random initializations for each method with the median trial highlighted. The temperature is shown in parenthesis where relevant.

Although our primary focus was optimization, for completeness, we include results on the test set in Appendix Table App.2 computed with a 100-sample lower bound Burda et al. (2015). Improvements on the training variational lower bound do not directly translate into improved test log-likelihood. Previous work (Maddison et al., 2016) showed that regularizing the inference network alone was sufficient to prevent overfitting. This led us to hypothesize that the overfitting results was primarily due to overfitting in the inference network (q). To test this, we trained a separate inference network on the validation and test sets, taking care not to affect the model parameters. This reduced overfitting (Appendix Figure App.5), but did not completely resolve the issue, suggesting that the generative and inference networks jointly overfit.

5.2.2 Structured prediction on MNIST

Structured prediction is a form of conditional density estimation that aims to model high dimensional observations given a context. We followed the structured prediction task described by Raiko et al. (2014), where we modeled the bottom half of an MNIST digit (x) conditional on the top half (c). The conditional generative network takes as input c and passes it through an SBN. We optimized a single sample lower bound on the log-likelihood

$$\log p(x|c, \theta) \geq \mathbb{E}_{p(b|c, \theta)} [\log p(x|b, \theta)].$$

We measured the log variance of the gradient estimator (Figure 4) and found that REBAR significantly reduced variance. In some configurations, MuProp excelled, especially with the single layer linear model where the first order expansion that MuProp uses is most accurate. Again, the training objective performance generally mirrored the reduction in variance of the gradient estimator (Figure 5, Table 1).

MNIST gen.	NVIL	MuProp	REBAR (0.1)	REBAR	Concrete (0.1)
Linear 1 layer	-112.5	-111.7	-111.7	-111.6	-111.3
Linear 2 layer	-99.6	-99.07	-99	-98.8	-99.62
Nonlinear	-102.2	-101.5	-101.4	-101.1	-102.8
Omniglot gen.					
Linear 1 layer	-117.44	-117.09	-116.93	-116.83	-117.23
Linear 2 layer	-109.98	-109.55	-109.12	-108.99	-109.95
Nonlinear	-110.4	-109.58	-109	-108.72	-110.64
MNIST struct. pred.					
Linear 1 layer	-69.17	-64.33	-65.73	-65.21	-65.49
Linear 2 layer	-68.87	-63.69	-65.5	-61.72	-66.88
Nonlinear	-54.08	-47.6	-47.302	-46.44	-47.02

Table 1: Mean training variational lower bound over 5 trials with different random initializations. The standard error of the mean is given in the Appendix. We bolded the best performing method (up to standard error) for each task. We report trials using the best performing learning rate for each task.

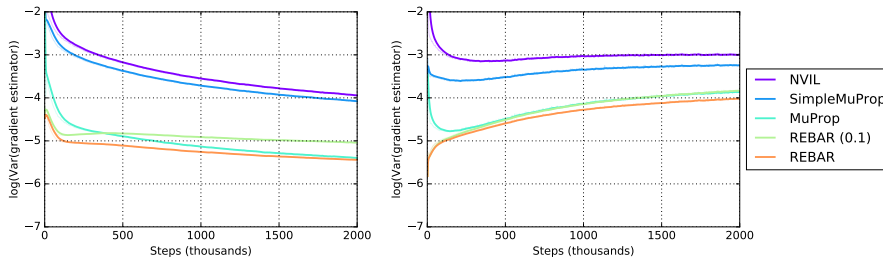


Figure 4: Log variance of the gradient estimator for the two layer linear model (left) and single layer nonlinear model (right) on the structured prediction task.

6 Discussion

Inspired by the Concrete relaxation, we introduced REBAR, a novel control variate for REINFORCE, and demonstrated that it greatly reduces the variance of the gradient estimator. We also showed that with a modification to the relaxation, REBAR and MuProp are closely related in the high temperature limit. Moreover, we showed that we can adapt the temperature online and that it further reduces variance.

Roeder et al. (2017) show that the reparameterization gradient includes a score function term which can adversely affect the gradient variance. Because the reparameterization gradient only enters the

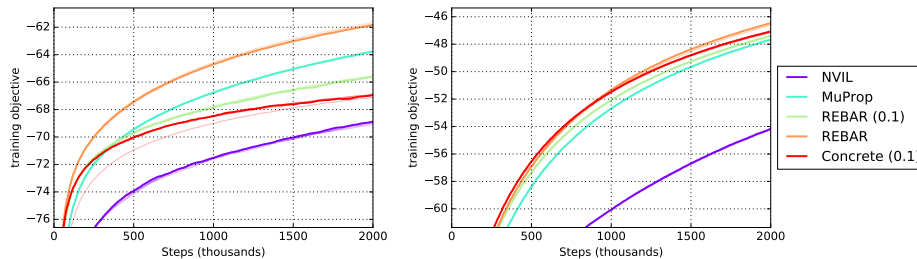


Figure 5: Training variational lower bound for the two layer linear model (left) and single layer nonlinear model (right) on the structured prediction task. We plot 5 trials over different random initializations for each method with the median trial highlighted.

REBAR estimator through differences of reparameterization gradients, we implicitly implement the recommendation from (Roeder et al., 2017).

When optimizing the relaxation temperature, we require the derivative with respect to λ of the gradient of the parameters. Empirically, the temperature changes slowly relative to the parameters, so we might be able to amortize the cost of this operation over several parameter updates. We leave exploring these ideas to future work.

It would be natural to explore the extension to the multi-sample case (e.g., VIMCO (Mnih & Rezende, 2016)), to leverage the layered structure in our models using Q -functions, and to apply this approach to reinforcement learning.

Acknowledgments

We thank Ben Poole and Eric Jang for helpful discussions and assistance replicating their results.

References

- Yuri Burda, Roger Grosse, and Ruslan Salakhutdinov. Importance weighted autoencoders. *arXiv preprint arXiv:1509.00519*, 2015.
- Michael C Fu. Gradient estimation. *Handbooks in operations research and management science*, 13: 575–616, 2006.
- Peter W Glynn. Likelihood ratio gradient estimation for stochastic systems. *Communications of the ACM*, 33(10):75–84, 1990.
- Shixiang Gu, Sergey Levine, Ilya Sutskever, and Andriy Mnih. Muprop: Unbiased backpropagation for stochastic neural networks. *arXiv preprint arXiv:1511.05176*, 2015.
- Eric Jang, Shixiang Gu, and Ben Poole. Categorical reparameterization with gumbel-softmax. *arXiv preprint arXiv:1611.01144*, 2016.
- Diederik Kingma and Jimmy Ba. Adam: A method for stochastic optimization. *arXiv preprint arXiv:1412.6980*, 2014.
- Diederik P Kingma and Max Welling. Auto-encoding variational bayes. *arXiv preprint arXiv:1312.6114*, 2013.
- Chris J. Maddison, Daniel Tarlow, and Tom Minka. A* Sampling. In *Advances in Neural Information Processing Systems 27*, 2014.
- Chris J Maddison, Andriy Mnih, and Yee Whye Teh. The concrete distribution: A continuous relaxation of discrete random variables. *arXiv preprint arXiv:1611.00712*, 2016.
- Andriy Mnih and Karol Gregor. Neural variational inference and learning in belief networks. In *Proceedings of The 31st International Conference on Machine Learning*, pp. 1791–1799, 2014.
- Andriy Mnih and Danilo Rezende. Variational inference for monte carlo objectives. In *Proceedings of The 33rd International Conference on Machine Learning*, pp. 2188–2196, 2016.
- Volodymyr Mnih, Nicolas Heess, Alex Graves, et al. Recurrent models of visual attention. In *Advances in neural information processing systems*, pp. 2204–2212, 2014.
- Art B. Owen. *Monte Carlo theory, methods and examples*. 2013.
- John Paisley, David M Blei, and Michael I Jordan. Variational bayesian inference with stochastic search. In *Proceedings of the 29th International Conference on International Conference on Machine Learning*, pp. 1363–1370, 2012.
- Tapani Raiko, Mathias Berglund, Guillaume Alain, and Laurent Dinh. Techniques for learning binary stochastic feedforward neural networks. *arXiv preprint arXiv:1406.2989*, 2014.
- Rajesh Ranganath, Sean Gerrish, and David M Blei. Black box variational inference. In *AISTATS*, pp. 814–822, 2014.

- Danilo Jimenez Rezende, Shakir Mohamed, and Daan Wierstra. Stochastic backpropagation and approximate inference in deep generative models. In *Proceedings of The 31st International Conference on Machine Learning*, pp. 1278–1286, 2014.
- Geoffrey Roeder, Yuhuai Wu, and David Duvenaud. Sticking the landing: An asymptotically zero-variance gradient estimator for variational inference. *arXiv preprint arXiv:1703.09194*, 2017.
- Francisco JR Ruiz, Michalis K Titsias, and David M Blei. Overdispersed black-box variational inference. In *Proceedings of the Thirty-Second Conference on Uncertainty in Artificial Intelligence*, pp. 647–656. AUAI Press, 2016.
- Ruslan Salakhutdinov and Iain Murray. On the quantitative analysis of deep belief networks. In *Proceedings of the 25th international conference on Machine learning*, pp. 872–879. ACM, 2008.
- Michalis K Titsias and Miguel Lázaro-Gredilla. Local expectation gradients for black box variational inference. In *Advances in Neural Information Processing Systems*, pp. 2638–2646, 2015.
- Ronald J Williams. Simple statistical gradient-following algorithms for connectionist reinforcement learning. *Machine learning*, 8(3-4):229–256, 1992.
- David Wingate and Theophane Weber. Automated variational inference in probabilistic programming. *arXiv preprint arXiv:1301.1299*, 2013.
- Wojciech Zaremba and Ilya Sutskever. Reinforcement learning neural Turing machines. *arXiv preprint arXiv:1505.00521*, 362, 2015.

Appendix

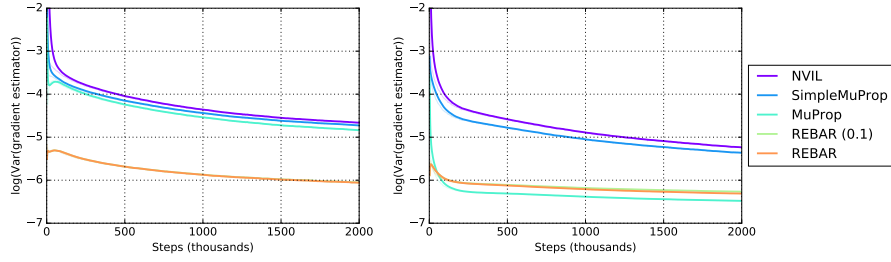


Figure App.1: Log variance of the gradient estimator for the single layer linear model on the MNIST generative modeling task (left) and on the structured prediction task (right).

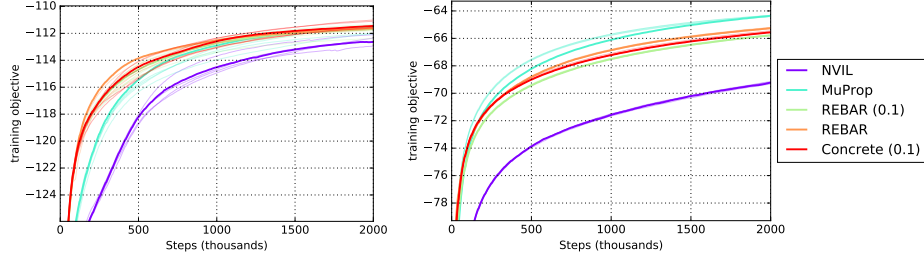


Figure App.2: Training variational lower bound for the single layer linear model on the MNIST generative modeling task (left) and on the structured prediction task (right). We plot 5 trials over different random initializations for each method with the median trial highlighted.

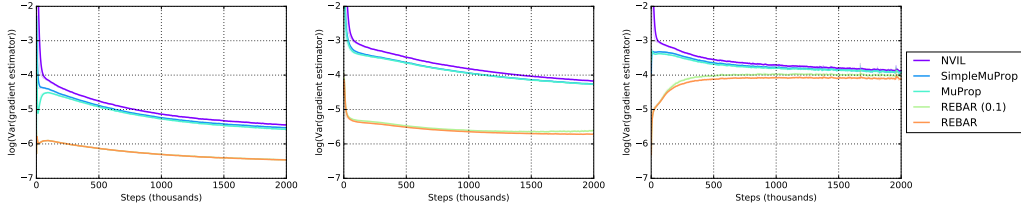


Figure App.3: Log variance of the gradient estimator for the single layer linear model (left), the two layer linear model (middle), and the single layer nonlinear model (right) on the Omniglot generative modeling task.

A Control Variates

Suppose we want to estimate $\mathbb{E}_x[f(x)]$ for an arbitrary function f . The variance of the naive Monte Carlo estimator $\mathbb{E}_x[f(x)] \approx \frac{1}{k} \sum_i f(x^i)$, with $x^1, \dots, x^n \sim p(x)$, can be reduced by introducing a control variate $g(x)$. In particular,

$$\mathbb{E}[f(x)] \approx \left(\frac{1}{k} \sum_i f(x^i) - \eta g(x^i) \right) + \eta \mathbb{E}[g(x)]$$

is an unbiased estimator for any value of η . We can choose η to minimize the variance of the estimator and it is straightforward to show that the optimal one is

$$\eta = \frac{\text{Cov}(f, g)}{\text{Var}(g)},$$

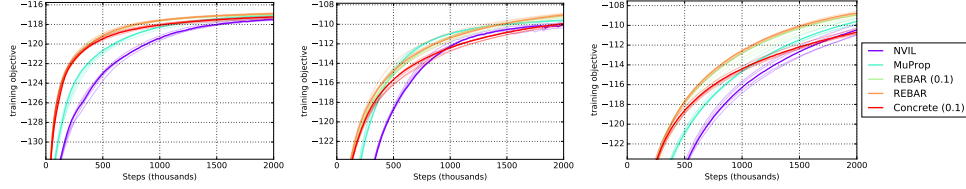


Figure App.4: Training variational lower bound for the single layer linear model (left), the two layer linear model (middle), and the single layer nonlinear model (right) on the Omniglot generative modeling task. We plot 5 trials over different random initializations for each method with the median trial highlighted.

MNIST gen.	NVIL	MuProp	REBAR (0.1)	REBAR	Concrete (0.1)
Linear 1 layer	-112.5 ± 0.1	-111.7 ± 0.1	-111.7 ± 0.2	-111.6 ± 0.03	-111.3 ± 0.1
Linear 2 layer	-99.6 ± 0.1	-99.07 ± 0.02	-99 ± 0.1	-98.8 ± 0.03	-99.62 ± 0.09
Nonlinear	-102.2 ± 0.1	-101.5 ± 0.3	-101.4 ± 0.2	-101.1 ± 0.1	-102.8 ± 0.2
Omniglot gen.					
Linear 1 layer	-117.44 ± 0.03	-117.09 ± 0.06	-116.93 ± 0.03	-116.83 ± 0.02	-117.23 ± 0.04
Linear 2 layer	-109.98 ± 0.09	-109.55 ± 0.02	-109.12 ± 0.07	-108.99 ± 0.06	-109.95 ± 0.04
Nonlinear	-110.4 ± 0.2	-109.58 ± 0.09	-109 ± 0.1	-108.72 ± 0.06	-110.64 ± 0.08
MNIST struct. pred.					
Linear 1 layer	-69.15 ± 0.02	-64.31 ± 0.01	-65.75 ± 0.02	-65.244 ± 0.009	-65.53 ± 0.01
Linear 2 layer	-68.88 ± 0.04	-63.68 ± 0.02	-65.525 ± 0.004	-61.74 ± 0.02	-66.89 ± 0.04
Nonlinear layer	-54.01 ± 0.03	-47.58 ± 0.04	-47.34 ± 0.02	-46.44 ± 0.03	-47.09 ± 0.02

Table App.1: Mean training variational lower bound over 5 trials with different random initializations and standard error of the mean. We report trials using the best performing learning rate for each task.

MNIST gen.	NVIL	MuProp	REBAR (0.1)	REBAR	Concrete (0.1)
Linear 1 layer	-108.35 ± 0.06	-108.03 ± 0.07	-107.74 ± 0.09	-107.65 ± 0.08	-107 ± 0.1
Linear 2 layer	-96.54 ± 0.04	-96.07 ± 0.05	-95.47 ± 0.08	-95.67 ± 0.04	-95.63 ± 0.05
Nonlinear	-100 ± 0.1	-100.66 ± 0.08	-100.48 ± 0.09	-100.69 ± 0.08	-99.54 ± 0.06
Omniglot gen.					
Linear 1 layer	-117.59 ± 0.04	-117.64 ± 0.04	-117.68 ± 0.05	-117.65 ± 0.04	-117.65 ± 0.05
Linear 2 layer	-111.43 ± 0.04	-111.22 ± 0.04	-110.97 ± 0.07	-110.83 ± 0.06	-111.34 ± 0.05
Nonlinear	-116.57 ± 0.08	-117.51 ± 0.09	-118.2 ± 0.1	-118.02 ± 0.05	-116.69 ± 0.08
MNIST struct. pred.					
Linear 1 layer	-66.12 ± 0.03	-65.67 ± 0.01	-65.62 ± 0.04	-65.61 ± 0.02	-65.33 ± 0.02
Linear 2 layer	-63.14 ± 0.02	-62.066 ± 0.009	-62.08 ± 0.05	-61.68 ± 0.05	-61.91 ± 0.03
Nonlinear	-61.24 ± 0.05	-61.48 ± 0.03	-61.3 ± 0.04	-61.34 ± 0.02	-61.03 ± 0.02

Table App.2: Mean test 100-sample variational lower bound on the log-likelihood Burda et al. (2015) over 5 random initializations with standard error of the mean. We report the best performing learning rate for each task based on the validation set.

and it reduces the variance of the estimator by $(1 - \rho(f, g)^2)$. So, if we can find a g that is correlated with f , we can reduce the variance of the estimator. If we cannot compute $\mathbb{E}[g]$, we can use a low-variance estimator \hat{g} . This is the approach we take. Of course, we could define $\tilde{g} = g - \hat{g}$, which has zero mean, as the control variate, however, this obscures the interpretability of the control variate.

B Conditional marginalization for the control variate

In this section, we explain why the Monte Carlo gradient estimator derived from the left hand side of Eq. 2 has much lower variance than the Monte Carlo gradient estimator derived from the right hand side. This is because the left hand side can be seen as analytically performing a conditional

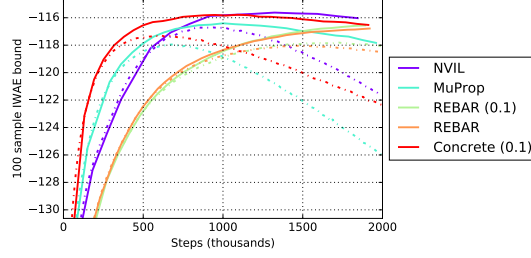


Figure App.5: Test 100-sample variational lower bound on the log-likelihood. We computed the bound using the inference network used during training (dash-dot line) and a separate inference network trained in parallel on the test set (solid line). The inference network trained on the test set gives a much tighter lower bound on the log-likelihood. However, we still observe overfitting.

marginalization

$$\begin{aligned}
\mathbb{E}_{p(z)} \left[f(H(z)) \frac{\partial}{\partial \theta} \log p(z) \right] &= \mathbb{E}_{p(b)} \left[\mathbb{E}_{p(z|b)} \left[f(H(z)) \frac{\partial}{\partial \theta} \log p(z) \right] \right] = \mathbb{E}_{p(b)} \left[f(b) \mathbb{E}_{p(z|b)} \left[\frac{\partial}{\partial \theta} \log p(z) \right] \right] \\
&= \mathbb{E}_{p(b)} \left[f(b) \mathbb{E}_{p(z|b)} \left[\frac{\partial}{\partial \theta} (\log p(z|b) + \log p(b)) \right] \right] \\
&= \mathbb{E}_{p(b)} \left[f(b) \frac{\partial}{\partial \theta} \log p(b) \right],
\end{aligned}$$

where the equality in the second line follows from the fact that when $z \sim p(z|b)$, then $b = H(z)$, so $p(z) = p(z)\mathbf{1}(b = H(z)) = p(z)p(b|z) = p(z|b)p(b)$, where $\mathbf{1}(A)$ is the indicator function for event A .

A similar manipulation holds for the control variate

$$\begin{aligned}
\mathbb{E}_{p(z)} \left[f(\sigma_\lambda(z)) \frac{\partial}{\partial \theta} \log p(z) \right] &= \mathbb{E}_{p(b)} \left[\mathbb{E}_{p(z|b)} \left[f(\sigma_\lambda(z)) \frac{\partial}{\partial \theta} \log p(z) \right] \right] \\
&= \mathbb{E}_{p(b)} \left[\mathbb{E}_{p(z|b)} \left[f(\sigma_\lambda(z)) \frac{\partial}{\partial \theta} (\log p(z|b) + \log p(b)) \right] \right] \\
&= \mathbb{E}_{p(b)} \left[\frac{\partial}{\partial \theta} \mathbb{E}_{p(z|b)} [f(\sigma_\lambda(z))] \right] + \mathbb{E}_{p(b)} \left[\mathbb{E}_{p(z|b)} [f(\sigma_\lambda(z))] \frac{\partial}{\partial \theta} \log p(b) \right]
\end{aligned}$$

where again we used the fact that when $z \sim p(z|b)$, $p(z) = p(z|b)p(b)$.

C Reparameterizations for REBAR

In this section, we describe reparameterizations for $p(z)$ and $p(z|b)$ when b is an categorical random variable, including the special case of b binary. Let b be a categorical random variable represented as a one-hot vector of 0s and 1s with probability $p_i > 0$ that $b_i = 1$. Note p_i are normalized. Let $u_i \sim \text{Uniform}(0, 1)$ be i.i.d. uniform random variables, and define the random vector z by

$$z_i := g(u_i, p_i) := \log p_i - \log(-\log(u_i)) \quad (6)$$

We can parameterize b as $H(z)$ where now $H : \mathbb{R}^n \rightarrow \{0, 1\}^n$ is the one-hot argmax function

$$H_i(z) = \begin{cases} 1 & \text{if } z_i \geq z_j \text{ for } j \neq i \\ 0 & \text{otherwise} \end{cases}$$

This is known as the Gumbel-Max trick (see Maddison et al. (2016); Jang et al. (2016) for a discussion of the literature), because the z_i are Gumbel random variables with location parameters $\log p_i$. The Gumbel with location μ is a distribution with c.d.f. and density given respectively by

$$\begin{aligned}
\Phi_\mu(z) &= \exp(-\exp(-z + \mu)) \\
\phi_\mu(z) &= \exp(-z + \mu) \exp(-\exp(-z + \mu))
\end{aligned}$$

Thus, $p(z) = \prod_{i=1}^n \phi_{\log p_i}(z_i)$ and it has the reparameterization given by Eq. 6.

Φ has an important additive property in its location parameter that allows us to derive the distribution $p(z|b)$ and a reparameterization function $\tilde{g}(v, b, p)$. We have

$$\Phi_{\log(a+b)}(z) = \exp(-\exp(-z)(a+b)) = \Phi_{\log a}(z)\Phi_{\log b}(z)$$

Let $\mathbf{1}(A)$ be the indicator of event A , $b = H(z)$, and k such that $b_k = 1$, then the joint is

$$\begin{aligned} p(b, z) &= \prod_{i=1}^n \phi_{\log p_i}(z_i) \mathbf{1}(z_k \geq z_i) \\ &= \frac{\Phi_{\log(1-p_k)}(z_k)}{\Phi_{\log(1-p_k)}(z_k)} \prod_{i=1}^n \phi_{\log p_i}(z_i) \mathbf{1}(z_k \geq z_i) \\ &= \phi_{\log p_k}(z_k) \Phi_{\log(1-p_k)}(z_k) \prod_{i \neq k} \frac{\phi_{\log p_i}(z_i) \mathbf{1}(z_k \geq z_i)}{\Phi_{\log p_i}(z_k)} \\ &= p_k \phi_0(z_k) \prod_{i \neq k} \frac{\phi_{\log p_i}(z_i) \mathbf{1}(z_k \geq z_i)}{\Phi_{\log p_i}(z_k)} \\ &= p(b)p(z|b) \end{aligned}$$

And so we see that b has the correct categorical distribution, z_k is a standard Gumbel random variable with location parameter 0, and z_i for $i \neq k$ are Gumbel random variables with location parameter $\log p_i$ truncated at the value z_k . This derivation is a special case of the Top-Down construction of A* Sampling (Maddison et al., 2014). Maddison et al. (2014) derive a reparameterization for truncated Gumbel random variables, which we use to define the reparameterization function $\tilde{g}(v, b, p)$ of $p(z|b)$ via its i th component. Letting $v_i \sim \text{Uniform}(0, 1)$ and k be such that $b_k = 1$:

$$\tilde{g}_i(v, b, p) := \begin{cases} -\log(-\log v_k) & \text{if } i = k \\ -\log\left(-\frac{\log v_i}{p_i} - \log v_k\right) & \text{otherwise} \end{cases}$$

Let $u \sim \text{Uniform}(0, 1)$, then the special case of binary $b \sim \text{Bernoulli}(\theta)$ reduces to

$$g(u, \theta) := \log \frac{\theta}{1-\theta} + \log \frac{u}{1-u}$$

and

$$\tilde{g}(v, b, \theta) := \begin{cases} \log\left(\frac{v}{1-v} \frac{1}{1-\theta} + 1\right) & \text{if } b = 1 \\ -\log\left(\frac{v}{1-v} \frac{1}{\theta} + 1\right) & \text{if } b = 0 \end{cases}$$

D An alternative view of REBAR

We can decompose the objective into a reparameterizable term and a residual

$$\begin{aligned} \frac{\partial}{\partial \theta} \mathbb{E}_{p(b)} [f(b)] &= \eta \frac{\partial}{\partial \theta} \mathbb{E}_{p(z)} [f(\sigma_\lambda(z))] + \frac{\partial}{\partial \theta} \mathbb{E}_{p(b)} \left[f(b) - \eta \mathbb{E}_{p(z|b)} [f(\sigma_\lambda(z))] \right] \\ &= \eta \frac{\partial}{\partial \theta} \mathbb{E}_{p(z)} [f(\sigma_\lambda(z))] \\ &\quad + \mathbb{E}_{p(b)} \left[\left(f(b) - \eta \mathbb{E}_{p(z|b)} [f(\sigma_\lambda(z))] \right) \frac{\partial}{\partial \theta} \log p(b) - \eta \frac{\partial}{\partial \theta} \mathbb{E}_{p(z|b)} [f(\sigma_\lambda(z))] \right], \end{aligned}$$

where we expanded the second term similarly to REINFORCE. Importantly, the first and third terms are reparameterizable, so we can estimate them with low variance.

E Rethinking the relaxation and a connection to MuProp

Recall that the Concrete relaxation for binary variables is

$$h = H(z) \approx \sigma_\lambda(z) = \sigma \left(\frac{1}{\lambda} \log \frac{\theta}{1-\theta} + \frac{1}{\lambda} \log \frac{u}{1-u} \right).$$

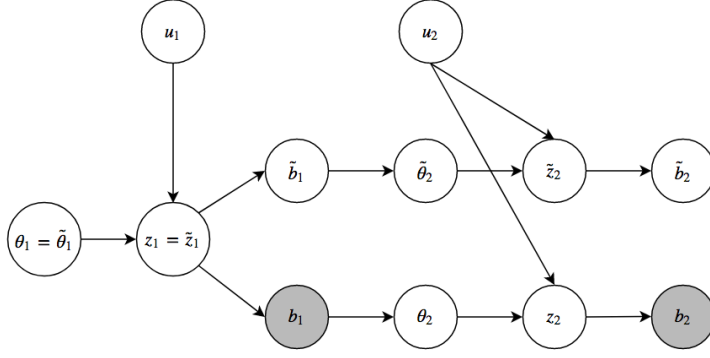


Figure App.6: Graphical model depiction of $p(u_{1:2}|b_{1:2})$. Notably, $u_{1:2}$ are independent given $b_{1:2}$.

Since $\sigma_\lambda(z) \rightarrow \frac{1}{2}$ as $\lambda \rightarrow \infty$, this is clearly a poor approximation and will lead to an ineffective control variate. Alternatively, consider the relaxation

$$H(z) \approx \sigma \left(\frac{1}{\lambda} \frac{\lambda^2 + \lambda + 1}{\lambda + 1} \log \frac{\theta}{1 - \theta} + \frac{1}{\lambda} \log \frac{u}{1 - u} \right) = \sigma_\lambda(z_\lambda), \quad (7)$$

where $z_\lambda = \frac{\lambda^2 + \lambda + 1}{\lambda + 1} \log \frac{\theta}{1 - \theta} + \log \frac{u}{1 - u}$. As $\lambda \rightarrow \infty$, the relaxation converges to the mean, θ , and still as $\lambda \rightarrow 0$, the relaxation becomes exact. Conveniently, we can think of this new relaxation as σ_λ with a λ -dependent transformation of the parameters θ .

Then, as $\lambda \rightarrow \infty$, the REBAR estimator converges to

$$\begin{aligned} & \lim_{\lambda \rightarrow \infty} \left[[f(H(z_\lambda)) - \eta f(\sigma_\lambda(\tilde{z}_\lambda))] \frac{\partial}{\partial \theta} \log p(b) \Big|_{b=H(z_\lambda)} + \eta \frac{\partial}{\partial \theta} f(\sigma_\lambda(z_\lambda)) - \eta \frac{\partial}{\partial \theta} f(\sigma_\lambda(\tilde{z}_\lambda)) \right], \\ & = [f(H(z)) - \eta f(\theta)] \frac{\partial}{\partial \theta} \log p(b) \Big|_{b=H(z)}, \end{aligned}$$

which is MuProp without the linear term.

F Multilayer stochastic network

The estimator for multilayer stochastic networks described in the main text requires n passes through the network (where n is the number of layers). We present two alternatives that do not require additional passes through the network.

Recall that we have multiple layers of stochastic units (i.e., $b = \{b_1, b_2, \dots, b_n\}$) where $p(b)$ factorizes as

$$p(b_{1:n}) = p(b_1)p(b_2|b_1) \cdots p(b_n|b_{n-1}),$$

and similarly for the underlying Logistic random variables $p(z_{1:n})$ recalling that $b_i = H(z_i)$. We also defined a relaxed distribution $q(\tilde{z}_{1:n})$ where we replace the hard threshold function $H(z)$ with a continuous relaxation $\sigma_\lambda(z)$.

Now, we define a coupled distribution $p(z_{1:n}, \tilde{z}_{1:n})$ such that the marginals are $p(z_{1:n})$ and $q(\tilde{z}_{1:n})$ (see Appendix Figure App.6 for an example). Let θ_i be the parameters for the Bernoulli distribution defining $p(z_i|z_{1:i-1})$ and similarly for $\tilde{\theta}_i$. Then, $z_i = g(u_i, \theta_i) \sim p(z_i|z_{1:i-1})$ where u_i is a vector of Uniform random variables. Similarly, let $\tilde{z}_i = g(u_i, \tilde{\theta}_i)$ where the randomness u_i is shared. By construction, the marginals are $p(z_{1:n})$ and $q(\tilde{z}_{1:n})$. The key property of this coupled distribution is that both $q(\tilde{z}_{1:n})$ and $p(\tilde{z}_{1:n}|b_{1:n})$ are reparameterizable. By construction $\tilde{z}_{1:n}$ is a deterministic, differentiable function of $u_{1:n}$, so it suffices to understand $p(u_{1:n}|b_{1:n})$. By looking at the conditional dependence structure of this distribution (Appendix Figure App.6), it is clear that it factorizes (i.e., $p(u_{1:n}|b_{1:n}) = \prod_i p(u_i|b_{1:i-1})$) and as we showed in the single layer case, these individual factors are reparameterizable.

Similar to the single layer case (Appendix D), we can decompose the objective

$$\frac{\partial}{\partial \theta} \mathbb{E}_{p(b_{1:n})} [f(b_{1:n})] = \eta \frac{\partial}{\partial \theta} \mathbb{E}_{q(\tilde{z}_{1:n})} [f(\sigma_\lambda(\tilde{z}_{1:n}))] + \mathbb{E}_{p(b_{1:n})} \left[\left(f(b_{1:n}) - \eta \mathbb{E}_{p(\tilde{z}_{1:n}|b_{1:n})} [f(\sigma_\lambda(\tilde{z}_{1:n}))] \right) \frac{\partial}{\partial \theta} \log p(b_{1:n}) - \eta \frac{\partial}{\partial \theta} \mathbb{E}_{p(\tilde{z}_{1:n}|b_{1:n})} [f(\sigma_\lambda(\tilde{z}_{1:n}))] \right].$$

where the first and third terms are reparameterizable. As $\lambda \rightarrow \infty$ this estimator converges to a multilayer version of SimpleMuProp. This is straightforward to implement and only requires two evaluations of f . Unfortunately, as the depth of the network increases, the continuous path will eventually diverge from the discrete path. We could compute additional passes through the network that transition every several layers. This would trade reduce variance at the cost of increased computation. We leave exploring these hybrid approaches to future work.

Alternatively, we can use the control variate

$$\mathbb{E}_{p(z_i|b_i, b_{i-1})} [Q(\sigma_\lambda(z_{i:n}), \theta, b_{1:i-1})] \frac{\partial}{\partial \theta} \log p(b_i|b_{i-1}),$$

where we train Q to minimize⁵

$$\mathbb{E}_{p(b_{1:i})} \left[\left(\mathbb{E}_{p(b_{i+1:n}|b_i)} [f(b)] - \mathbb{E}_{p(z_i|b_i)} [Q(\sigma_\lambda(z_i), \theta, b_{1:i-1})] \right)^2 \right].$$

This avoids the extra computation, and the Q -function could potentially learn to compensate for the continuous relaxation. We leave exploring this to future work.

G Implementation details

We used Adam (Kingma & Ba, 2014) with a constant learning rate from $\{3 \times 10^{-5}, 1 \times 10^{-4}, 3 \times 10^{-4}, 10^{-3}, 3 \times 10^{-3}\}$ for the linear models and from $\{3 \times 10^{-5}, 10^{-4}\}$ for the nonlinear models and decays $\beta_1 = 0.9, \beta_2 = 0.999999^6$. Higher learning rates caused training to diverge. We used minibatches of 24 elements and optimized for 2 million steps. We centered the input to the inference network with the training data statistics. As in (Maddison et al., 2016), all binary variables took values in $\{-1, 1\}$. We initialized the bias of the output layer to the training data statistics as in (Burda et al., 2015). All of the unbiased estimators used input-dependent baselines as described in (Mnih & Gregor, 2014). We used a 10 times faster learning rate for the parameters of the baselines and control variate scalings.

Preliminary evaluations of the REBAR and Concrete estimators over a range of λ found $\lambda = 0.1$ to perform well across tasks and configurations.

G.1 MuProp

We found that the linear term in the MuProp baseline was detrimental for later layers, so we learned an additional scaling factor to modulate the linear terms. This reduced the variance of the MuProp learning signal beyond the algorithm described in (Gu et al., 2015).

G.2 REBAR

We learned separate control variate scalings (η) for each parameter group (e.g., the weights in the first layer, the biases in first layer, etc.).

When computing the REBAR estimator, we leverage common random numbers to sample from b, z , and $z|b$. Recall that $z = g(u, \theta)$ where u is a uniform random variable, $b = H(z)$, and

⁵Note that this ignores the variance contribution from the reparameterizable terms. We leave evaluating this approach to future work.

⁶This large value of β_2 is crucial for online estimation of the temperature. Adam uses the same gradients to compute both the numerator and denominator for the update step. This can lead to biased updates, with greater bias for smaller β_2 . This is especially severe when the distribution over gradient magnitudes is asymmetric and heavy tailed, as is the case here.

$z|b = \tilde{g}(v, b, \theta)$. The expectation in Eq. 4 is over $p(u, v)$ independently sampled from $\text{Uniform}(0, 1)$, however, it is possible to draw u and v from a dependent joint distribution without changing the expected value. The key is that the first term of Eq. 4 depends only on u , the second on v and b , the third on u , and the fourth on v and b . So, if we sample u uniformly and then generate z and b , z will be distributed according to $z|b$. We can also sample from $z|b$ by noting the point u' where $g(u', \theta) = 0$ and sampling v uniformly and then scaling it to the interval $[u', 1]$ if $b = 1$ or $[0, u']$ otherwise. So a choice of u will determine a corresponding choice of v which produces the same z . Importantly, v and b are independent after this generation procedure. We propose using this pair (u, v) as the random numbers in the reparameterization trick.

G.3 Concrete

A subtle point addressed in (Maddison et al., 2016) is that the objective optimized by the method we called Concrete and in Jang et al. (2016) is not a stochastic lower bound on the marginal log-likelihood. The results reported in (Maddison et al., 2016; Jang et al., 2016) were similar and REBAR is most similar to Jang et al. (2016), so we chose to compare against it. However, although the Concrete method does not optimize a lower bound, we emphasize that we evaluated a proper stochastic lower bound for all plots and numbers reported (including on the training set).