

# Specular reflection on the surface of a sphere: compass and ruler constructions.

Nikolaos K. Kollas\*

Division of Theoretical and Mathematical Physics  
Physics Department University of Patras, Greece

## Abstract

We provide an explicit *geometric algorithm* involving only ruler and compass constructions in order to specify the *specular reflection* point on the surface of a reflecting sphere of radius  $r$  given two *focal points*  $A$  and  $B$  lying outside of it. By numerically implementing the algorithm we compute the point in question for a number of cases. We conclude by discussing how the first iteration of the algorithm constitutes a *first order approximation* to the real solution by providing a closed expression for it as well as the error involved in doing so, as a function of the distances of the two focal points from the origin and the angle formed between them.

## 1 Introduction.

A point of *specular reflection* is defined as the unique point on a reflective surface such that the angles formed by the *incident* and *reflecting rays* from two *focal points* lying outside the surface with the perpedicular direction at that point become equal.

The problem of specifying the specular point in the case where the surface is that of a sphere appeared for the first time in [1]. This is of particular interest in the field of *terrestrial* and *satellite communications*, where knowledge of the exact point is necessary in order to avoid destructive interference between the direct signal sent over the air from *transmitter* to *receiver* and the one reflected from the surface of the earth. Although exact analytic solutions are known to exist [2], their complexity dramatically reduces our ability of obtaining a clear intuitive picture of the problem in contrast with a solution which would be based on geometric arguments.

In this letter we introduce such a solution by providing a *geometric algorithm* based on *ruler* and *compass* constructions. This approach constitutes a marked improvement to the analytic method especially when a simple answer is needed in order to make quick qualitative descriptions in applications, in this case the first iteration of the algorithm provides a satisfying approximation.

In Section 2 we briefly state the problem of specular reflection on the surface of a sphere and discuss how to construct the relevant equations. The main part consists of Section 3 where we explicitly describe the algorithm and provide a proof for it's

---

\*kollas@upatras.gr

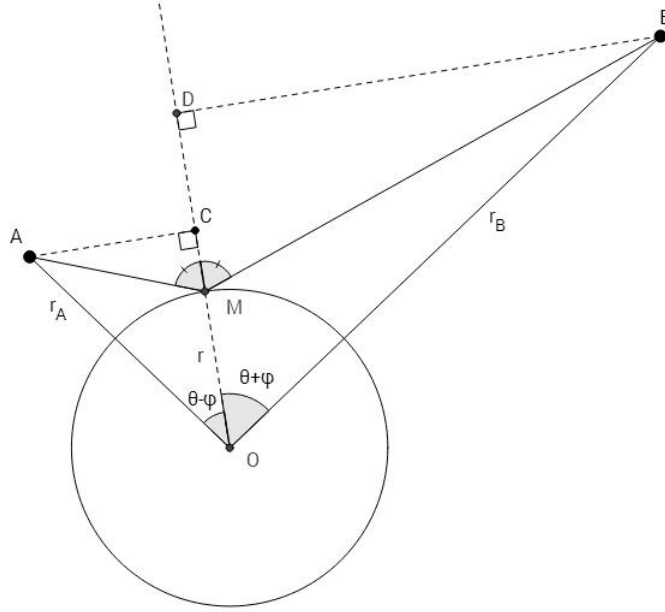


Figure 1: Geometry of specular reflection on the surface of a sphere given two focal points  $A$  and  $B$ . (Note how the two angles at point  $O$  sum to  $2\theta$ ).

correctness as well as numerical results for a number of cases. Section 4 is concerned with the error made in approximating the exact solution with the first iteration of the algorithm for which a closed analytic expression is shown to exist while Section 5 includes closing remarks.

## 2 Analytic construction.

Let  $A$  and  $B$  be two focal points lying outside the surface of a sphere of radius  $r$  centered at  $O$  at distances  $r_A$  and  $r_B$  respectively from the origin forming an angle of  $2\theta$  as in Figure 1 where without loss of generality we always assume that  $r_A \leq r_B$ . We are interested in specifying the point of *specular reflection*  $M$  lying on the surface of the sphere such that the angles formed between  $MA$ ,  $MB$  and the ray connecting the origin with point  $M$  become equal. Since this point lies on the *reflection plane* defined by the incident and reflected rays it suffices to restrict our attention to the circle of radius  $r$  formed by the intersection of the sphere with this surface.

Any possible attempt of attacking the problem will inevitably require the solution of a *quartic polynomial equation*. For example, it should be immediately obvious from the above figure that the two triangles  $(AMC)$  and  $(BMD)$  formed by taking the distances of  $A$  and  $B$  to the ray connecting the origin to point  $M$  are similar, if  $\phi$  is its angular distance from the bisector of  $\widehat{AOB}$  it follows that

$$\frac{r_A \sin(\theta - \phi)}{r_A \cos(\theta - \phi) - r} = \frac{r_B \sin(\theta + \phi)}{r_B \cos(\theta + \phi) - r}$$

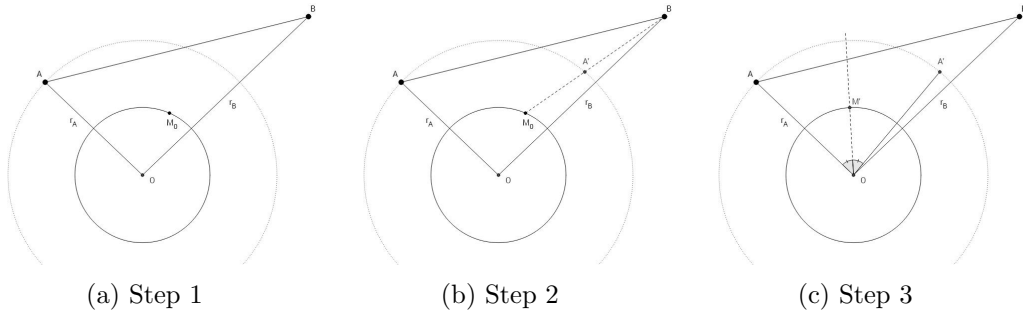


Figure 2: First iteration of the geometric algorithm.

which after a little bit of algebra can be rewritten as

$$(1 + \tan^2 \phi) \left[ \left( \frac{r}{r_A} - \frac{r}{r_B} \right) \tan \theta + \left( \frac{r}{r_A} + \frac{r}{r_B} \right) \tan \phi \right]^2 = 4 \tan^2 \phi (1 + \tan^2 \theta) \quad (1)$$

Equation (1) is a quartic polynomial with respect to  $\tan \phi$ , although exact solutions can be found either with the use of a symbolic algebraic program, the general method for solving quartic equations developed by Cardano [3] or by direct analytic methods (see for instance [2] for the treatment of a similar quartic equation with complex coefficients), these tend to be extremely complicated (except for the case where  $r_A = r_B$ )<sup>1</sup> and require the use of numerical methods. Moreover it can be shown that in general all four solutions are real and distinct (see Appendix A for a proof and a physical interpretation). Since it is virtually impossible to tell which one corresponds to point  $M$  we are forced to calculate all four of them and then choose the one lying on the arc of the circle contained in  $\widehat{AOB}$ . As this seems highly impractical, an alternative solution to the problem is therefore needed.

### 3 Geometric construction.

We shall now explicitly describe a *geometric algorithm* involving only ruler and compass constructions for the specification of the *specular reflection point*. The algorithm consists of the following steps

- Step 1: Make an initial guess for the point of specular reflection on the sphere  $M_0 = (r, \phi_0)$ .
- Step 2: Connect this point to point  $B$ . Find the intersection  $A'$  of  $M_0B$  with the circle of radius  $r_A$  centered at  $O$ .
- Step 3: Replace  $M_0$  with  $M' = (r, \phi')$  where  $\phi'$  is such that the point lies on the bisector of the angle  $\widehat{AOA'}$ .
- Step 4: Repeat steps 2 and 3  $n$  times.

Figure 2 presents the first iteration of the algorithm ( $n = 0$ ). We will now prove that in the limit of an infinite number of iterations ( $n \rightarrow \infty$ ), the sequence of points generated by the algorithm converges to  $M$ .

<sup>1</sup>In this case the specular reflection point lies on the intersection of the circle of radius  $r$  with the bisector of the angle between  $A$  and  $B$  ( $\phi = 0$ ).

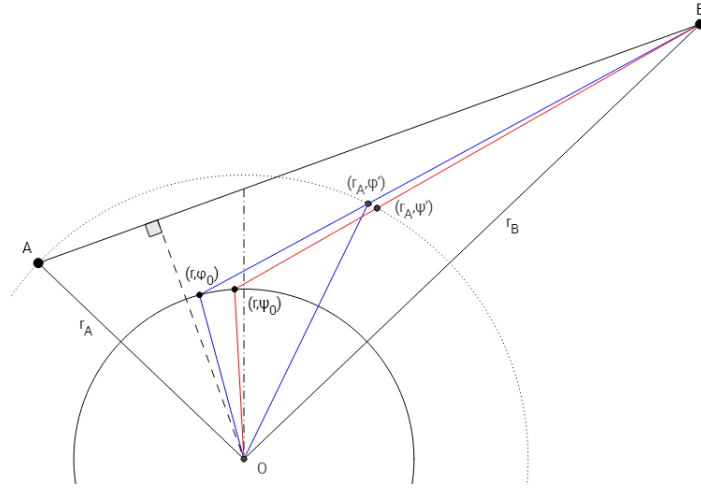


Figure 3

*Proof.* Let  $f(\phi)$  be the function that outputs the polar angle of the first iteration of the algorithm given an initial guess  $\phi$ . We note that the point of specular reflection is a fixed point of  $f$ , namely suppose  $\phi_M$  is it's polar angle then  $f(\phi_M) = \phi_M$ . Furthermore Equation 1 suggests that it must lie on the arc of the circle bounded between the bisector of  $AOB$  and the perpendicular distance of  $AB$  from the origin. If we can thus establish that  $f$  is a *contraction mapping*<sup>2</sup> on this interval then a simple application of the *Banach fixed point theorem* [4] suffices to prove that this is the unique fixed point.

To show that  $f$  is a *contraction* suppose  $d(x, y) = |x - y|$  is the metric on the unit circle with  $x, y \in [-\pi, \pi]$  and let  $\phi_0$  and  $\psi_0$  be two initial guesses in it's domain with  $\phi_0 > \psi_0$  as in Figure 3, with the bisector represented by the dashed and dotted line, from which it can also be seen that  $f$  is necessarily a monotonically increasing function. It is now true that  $f(\phi_0) - f(\psi_0) = \frac{\phi' - \psi'}{2}$ , but because the distance between points  $(r, \phi_0), (r_A, \phi')$  is greater than that of  $(r, \psi_0), (r_A, \psi')$  it follows that  $\psi_0 - \psi' < \phi_0 - \phi'$  so  $f(\phi_0) - f(\psi_0) < \frac{\phi_0 - \psi_0}{2}$  since the choice of  $\phi_0$  and  $\psi_0$  was arbitrary this must hold for any two choices in the interval.  $\square$

In Figure 4 we plot the exact point of specular reflection as a function of  $\theta$  for a number of distances of the two focal points, obtained from a numerical implementation of the geometric algorithm as a simple loop in a Python script. As was already mentioned in Section 2, angular distances are measured with respect to the bisector of  $\widehat{AOB}$ , this means that  $0 \leq \phi \leq \theta + \cos^{-1} \frac{r_{AB}^2 + r_A^2 - r_B^2}{2r_A r_{AB}} - \frac{\pi}{2}$  where  $r_{AB}$  is the distance between the two focal points.

Figures 5 (a)-(d) display the output of the first iteration  $f(\phi)$  for fixed values of  $r_A, r_B$  and  $\theta$  from which the specular reflection point is easily determined by simply demanding that  $f(\phi) = \phi$ . Note that since for a fixed value of the distances, the angle formed between them cannot increase more than the value it will attain when the distance of point  $A$  from  $B$  ( $r_{AB}$ ) is tangent to the sphere,  $\theta$  will range between  $0 \leq 2\theta \leq \cos^{-1} \frac{r^2 - \sqrt{(r_A^2 - r^2)(r_B^2 - r^2)}}{r_A r_B}$ . Numerical results suggest that the sequence of approximations to the specular point *converge linearly* to the real point.

<sup>2</sup>A contraction mapping is a function from a metric space  $X$  to itself such that for any two elements  $x, y \in X$  there exists a nonnegative real number  $k < 1$  such that  $d(f(x), f(y)) \leq kd(x, y)$  with  $d$  the metric on  $X$ .

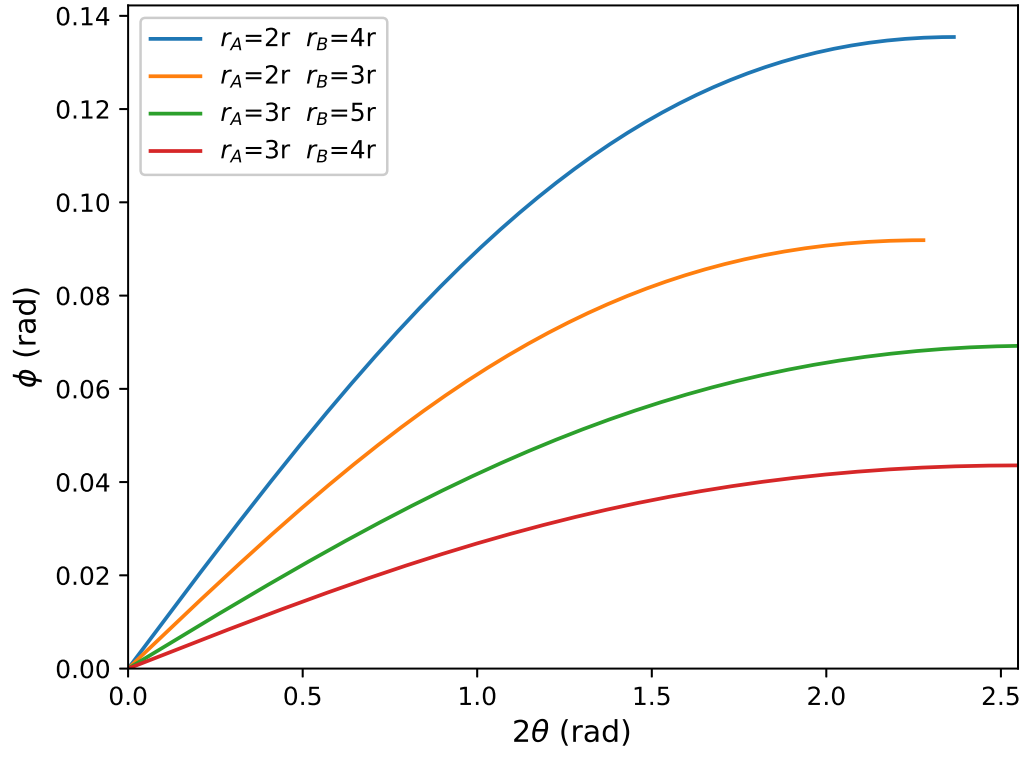
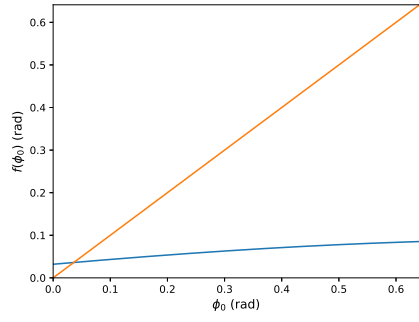
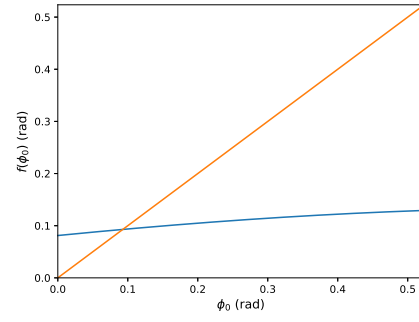


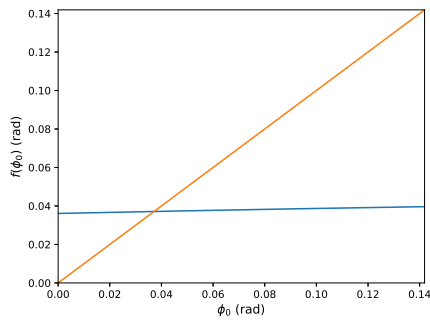
Figure 4: Point of specular reflection as a function of the angle  $\widehat{AOB}$ .



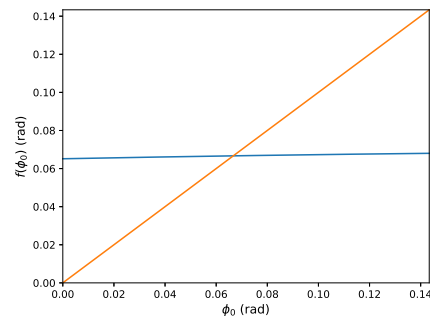
(a)  $r_A = 2r, r_B = 3r, 2\theta = \frac{\pi}{6}$



(b)  $r_A = 2r, r_B = 4r, 2\theta = \frac{\pi}{3}$



(c)  $r_A = 3r, r_B = 4r, 2\theta = \frac{\pi}{2}$



(d)  $r_A = 3r, r_B = 5r, 2\theta = \frac{2\pi}{3}$

Figure 5

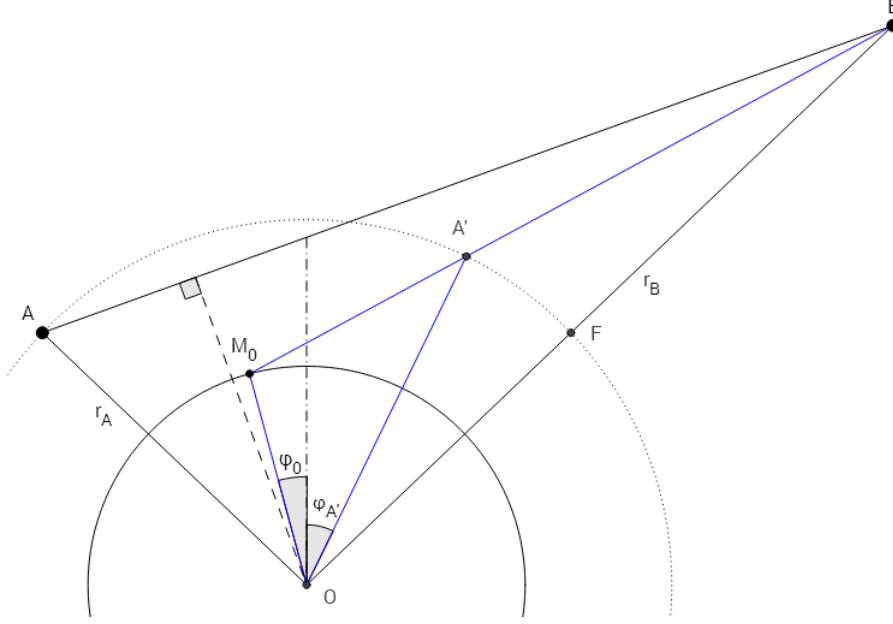


Figure 6

#### 4 First order approximation.

Let  $M_0 = (r, \phi_0)$  be our initial guess and  $A' = (r_A, -\phi_{A'})$ ,  $M' = (r, \frac{\theta - \phi_{A'}}{2})$  the points generated after the first iteration of the algorithm ( $n = 0$ ) as in Figure 6 where as in Figure 3 the bisector is represented by the dashed and dotted line. Since the area  $E_B$  of  $(OM_0B)$  is equal to that of  $(OM_0A')$  and  $(OA'B)$  it follows that  $rr_B \sin(\theta + \phi_0) = r_A r_B \sin(\theta - \phi_{A'}) + rr_A \sin(\phi_0 + \phi_{A'})$ . Solving for  $\theta - \phi_{A'}$  we find that

$$\frac{\theta - \phi_{A'}}{2} = \tan^{-1} \frac{2E_B \sqrt{r_A^2 r_{M_0B}^2 - 4E_B^2} - 2E_A \sqrt{r_A^2 r_{M_0B}^2 - 4E_A^2}}{r_A^2 r_{M_0B}^2 - 4E_B^2 - 4E_A^2} \quad (2)$$

where  $E_A$  is the area of  $(OM_0F)$ ,  $F$  being the intersection of  $OB$  with the circle of radius  $r$  and  $r_{M_0B}$  the distance of the initial guess from point  $B$ . Point  $M'$  can be considered as a *first order approximation* to the specular reflection point.

In Figure 7 we plot the *relative error* to the first order approximation for the polar angle of the specular reflection point for an initial guess of  $\phi_0 = 0$  as a function of the angle  $\widehat{AOB}$  for varying distances of the two focal points. We note that in these cases the approximation is accurate within three orders of magnitude. Equation 2 constitutes therefore a satisfying analytic estimation in cases where a quick and qualitative solution is needed.

In Figures 8 (a)-(d) we present the relative error as a function of the initial guess. As is expected this decreases the closer our initial guess is to the actual point of specular reflection.

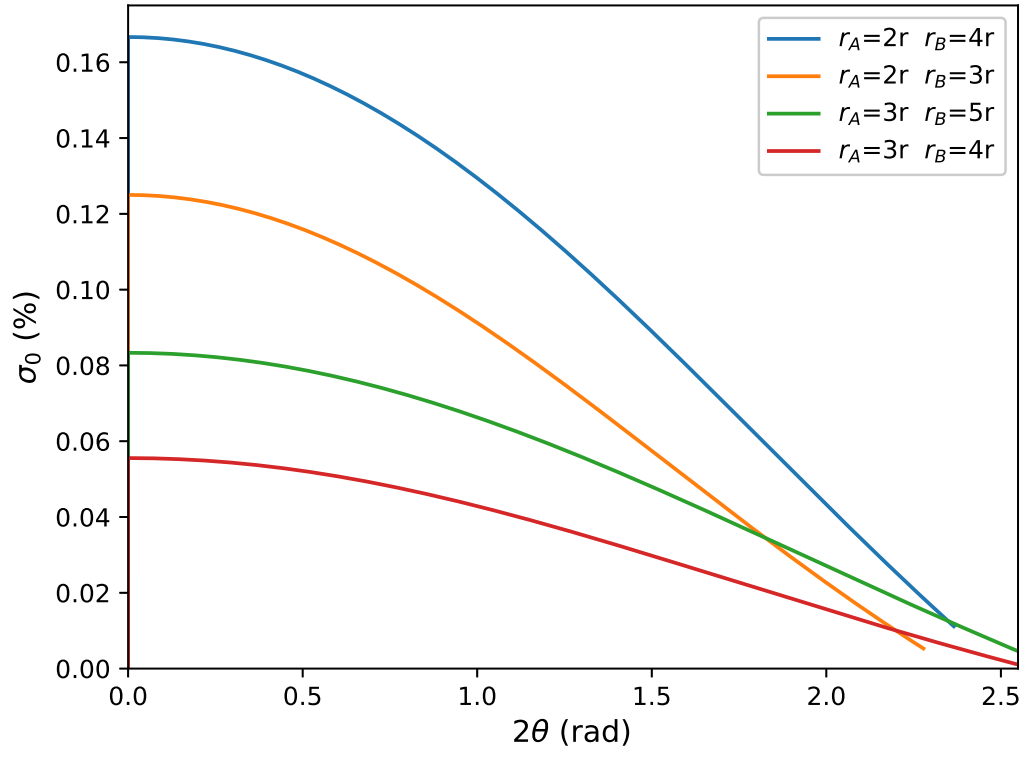


Figure 7: Relative error of the first order approximation as a function of the angle  $\widehat{AOB}$ .

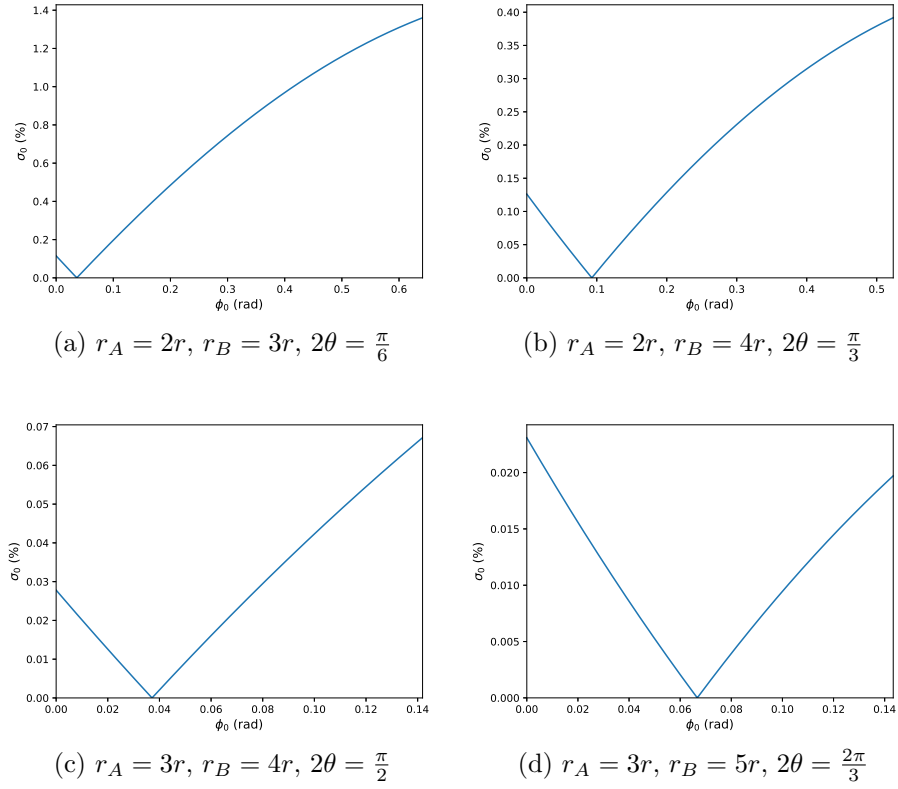


Figure 8

## 5 Conclusions.

It was shown that it is possible in principle to determine the point of *spherical specular reflection* by implementing a *geometric algorithm* involving only *ruler* and *compass constructions*. Numerical results for the error involved in approximating the actual solution with the first iteration of the algorithm provided convincing evidence for its use in applications.

## Acknowledgments.

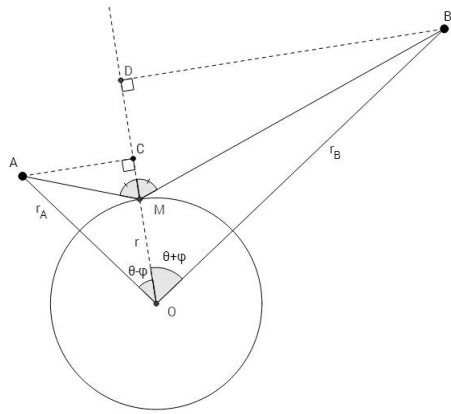
The author wishes to thank K. Blekos for helpful discussions and remarks as well as G. Dasios for pointing out the problem of the spherical specular reflection point.

## A Solutions to the quartic equation.

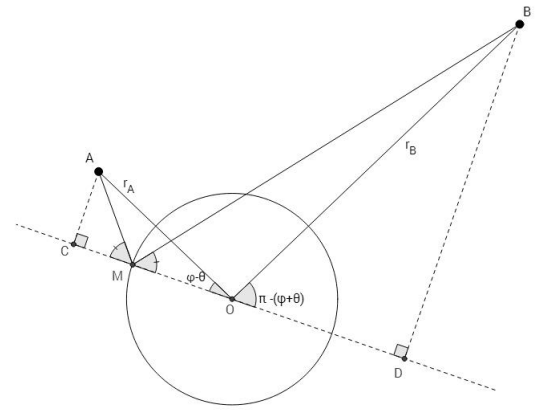
In Figure 9 we present the points on the surface of the sphere corresponding to the solutions of Equation 1 where we have also included the original solution for completeness. Considerations similar to those in Section 2 will convince that in each case (*AMC*) and (*BMD*) are similar triangles and lead to the same equation. The designations *internal-external* refer to the cases where the reflection angles with respect to the ray connecting the origin to  $M$  lie within and outside the circle of radius  $r$  respectively. Note how in cases (a) and (c) the angles at  $O$  sum to  $2\theta$  while those in cases (b) and (d) to  $\pi - 2\theta$ .

## References

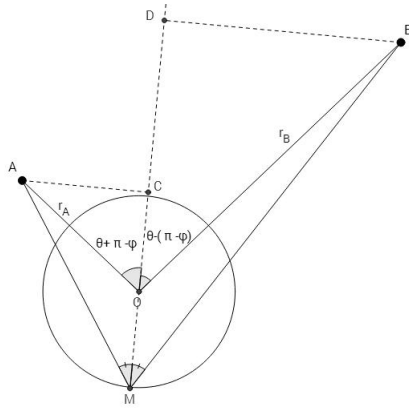
- [1] Fishback W. T. Simplified methods of field intensity calculations in the interface region. *MIT Radiation Laboratory Report 461*, 1943.
- [2] Allen R. Miller and Emanuel Vegh. Computing the grazing angle of specular reflection. *International Journal of Mathematical Education in Science and Technology*, 21(2):271–274, 1990.
- [3] G. Cardano and T.R. Witmer. *Ars Magna Or The Rules of Algebra*. Dover Books on Advanced Mathematics. Dover, 1968.
- [4] L. Debnath and P. Mikusiński. *Introduction to Hilbert spaces with applications*. Academic Press, 1990.



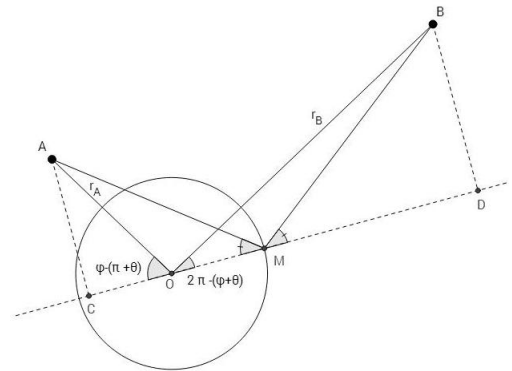
(a) External reflection.



(b) External-Internal reflection.



(c) Internal reflection.



(d) Internal-External reflection.

Figure 9