

Fluctuations in percolation of sparse complex networks

Ginestra Bianconi

School of Mathematical Sciences, Queen Mary University of London, London, E1 4NS, United Kingdom

We study the role of fluctuations in percolation of sparse complex networks. To this end we consider two random correlated realizations of the initial damage of the nodes and we evaluate the fraction of nodes that are expected to remain in the giant component of the network in both cases or just in one case. Our framework includes a message-passing algorithm able to predict the fluctuations in a single network, and an analytic prediction of the expected fluctuations in ensembles of sparse networks. This approach is applied to real ecological and infrastructure networks and it is shown to characterize the expected fluctuations in their response to external damage.

PACS numbers: 89.75.Fb, 64.60.aq, 05.70.Fh, 64.60.ah

I. INTRODUCTION

Percolation is one of the most interesting and fundamental critical phenomena [1, 2] defined on complex networks [3, 4]. It characterizes the non-linear response of a network to random damage of its nodes (or links) by evaluating the size of the giant component that results after the initial perturbation. In network science percolation has received ever-lasting attention and currently methods and ideas developed in the framework of percolation theory are widely used to study social, technological and biological networks. At the beginning of field, percolation theory on complex networks has been pivotal to characterize the robustness of scale-free networks [5–9]. More recently generalized percolation processes including k-core percolation [10], bootstrap percolation [11] and percolation of multilayer networks [12–23] have greatly enriched our understanding of the interplay between the structure of networks and their response to perturbations.

In locally tree-like networks, percolation can be studied using message passing algorithms [24, 25]. These algorithms are becoming increasingly popular in network theory and they have been used to characterize the percolation of single [26] and multilayer networks [15, 27–31], to predict and monitor epidemic spreading [32–37], to identify the driver nodes of a network ensuring its controllability [38, 39] and to solve a number of other optimization problems on networks [40–42].

In this paper we aim at using a message-passing algorithm valid in the locally tree-like approximation, to evaluate the fluctuations that can be observed in the response of a network to random damage. This problem is of wide interest for the network science community and can be applied to a variety of real biological, social and technological networks to gain a comprehensive understanding of their robustness properties.

In all percolation-like studies the goal is to characterize the fraction of nodes in the giant component (or in the considered generalization of the giant component) after an initial damage is inflicted to the nodes (or the links) of the network. However, it is usually the case that the real entity of the initial damage is not known. Instead often

only the probability that a random node or a random link of the network is initially damaged is known. In this case it is standard to characterize the response of the network to the external perturbation by considering the expected fraction of nodes remaining in the giant component (or in its generalization) after a random initial damage. For instance, very reliable predictions of this average response of a single network to a random damage of its nodes or links can be obtained by message-passing techniques [26] as long as the network is locally tree-like. Our aim here is to go beyond this approach proposing a framework able to characterize the fluctuations observed in the response of a network to different realizations of the initial damage considering also the case in which these initial perturbations are correlated. To start with a simple case, we address exclusively percolation of single sparse networks (i.e. the emergence of the giant component). Given two random realizations of the initial damage, where the second realization of the initial damage can be correlated with the first realization of the initial damage, we characterize which is the probability that a node is found in the giant component in both realizations or just in one realization of the initial damage. In this way we identify when the network has the most unpredictable response to damage. This point is signalled by a maximum in the fraction of nodes that are found in the giant component for one realization of the damage but are not found in the giant component for the other realization of the damage. The proposed message-passing algorithm is here tested over real networks including food-webs and infrastructure networks. Finally the critical behavior observed in uncorrelated sparse network ensembles with given degree distribution is here characterized by deriving the relevant critical indices.

II. THE MESSAGE PASSING ALGORITHM

A. The message passing algorithm for single realizations of the initial damage

Consider two different realizations of the initial damage of the nodes indicated respectively by $q = 1, 2$. Each

realization of the initial damage $q = 1, 2$, is fully characterized by the set of variables $\{s_i^{(q)}\}_{i=1,2,\dots,N}$ where $s_i^{(q)}$ indicates whether a node i is initially removed ($s_i^{(q)} = 0$) or not ($s_i^{(q)} = 1$) from the network. In a locally tree-like network, a well known message passing algorithm [24, 25] is able to predict whether a node i belongs ($n_i^{(q)} = 1$) or not ($n_i^{(q)} = 0$) to the giant component after the initial damage indicated by $\{s_i^{(q)}\}_{i=1,2,\dots,N}$ has been inflicted to the network. Specifically the values of the indicator functions $n_i^{(q)}$ are determined by a set of messages $n_{i \rightarrow j}^{(q)}$ that are exchanged between connected nodes i and j . These messages take values zero or one (i.e. $n_{i \rightarrow j}^{(q)} = 0, 1$) and indicate whether ($n_{i \rightarrow j}^{(q)} = 1$) or not ($n_{i \rightarrow j}^{(q)} = 0$) node i connects node j to other nodes in the giant component. These messages are determined by the following recursive set of equations

$$n_{i \rightarrow j}^{(q)} = s_i^{(q)} \left(1 - \prod_{\ell \in N(i) \setminus j} (1 - n_{\ell \rightarrow i}^{(q)}) \right), \quad (1)$$

where $N(i)$ indicates the set of neighbors of node i . In other words node i connects node j to nodes in the giant component ($n_{i \rightarrow j}^{(q)} = 1$) if and only if it is not initially damaged (i.e. $s_i^{(q)} = 1$) and it has at least a neighbor node ℓ different from node j that at its turn connects node i to other nodes in the giant component. The messages $n_{i \rightarrow j}^{(q)}$ determine the value of the indicator functions $n_i^{(q)}$. Each indicator function is set equal to one (i.e. $n_i^{(q)} = 1$) if and only if node i is not initially damaged (i.e. $s_i^{(q)} = 1$) and it has at least a neighbor node ℓ that connects it to other nodes in the giant component, (i.e. $n_{\ell \rightarrow i}^{(q)} = 1$). Therefore we have that the indicator functions $n_i^{(q)}$ are determined by

$$n_i^{(q)} = s_i^{(q)} \left(1 - \prod_{\ell \in N(i)} (1 - n_{\ell \rightarrow i}^{(q)}) \right). \quad (2)$$

B. Message passing algorithm to evaluate fluctuations

It is often the case that the exact realization of the initial random damage is not known, and only the probability that the initial damage occurs on any given node of the network is available. In order to treat this scenario, the probability that a node is in the giant component is usually studied [26]. When two independent realizations of the initial damage are applied to a given network the response show fluctuations. These fluctuations can become highly non-trivial in the case in which the two realizations of the initial damage are correlated. To characterize the fluctuations in the general case of node-dependent and correlated damage, we consider two

realizations ($q = 1, 2$) of the initial random damage. Each node i is damaged just in one or in both realizations of the damage with a node-dependent probability. It follows that in a pair $q = 1, 2$ of realizations of the initial damage, the initial damage configuration $\{s_i^{(1)}, s_i^{(2)}\}_{i=1,2,\dots,N}$ has probability

$$\hat{P}(\{s_i^{(1)}, s_i^{(2)}\}) = \prod_{i=1}^N \left[\left(p_i^{[11]} \right)^{s_i^{(1)} s_i^{(2)}} \left(p_i^{[00]} \right)^{(1-s_i^{(1)})(1-s_i^{(2)})} \left(p_i^{[10]} \right)^{s_i^{(1)}(1-s_i^{(2)})} \left(p_i^{[01]} \right)^{(1-s_i^{(1)})s_i^{(2)}} \right], \quad (3)$$

where $p_i^{[11]}$, $p_i^{[01]}$, $p_i^{[10]}$ and $p_i^{[00]}$ indicate respectively the probability that node i is not initially damaged for both $q = 1$ and $q = 2$; the probability that it is initially damaged for $q = 1$ and not for $q = 2$; the probability that it is not initially damaged for $q = 1$ and is initially damaged for $q = 2$; or the probability that it is initially damaged for both $q = 1$ and $q = 2$. Note that for every node $i = 1, 2, \dots, N$ these probabilities are normalized, and we have

$$p_i^{[11]} + p_i^{[01]} + p_i^{[10]} + p_i^{[00]} = 1. \quad (4)$$

Here and in the following we will indicate with $p_i^{(q)}$ the probability that a node i is not initially damaged in the realization q , these probabilities are given by

$$\begin{aligned} p_i^{(1)} &= p_i^{[10]} + p_i^{[11]}, \\ p_i^{(2)} &= p_i^{[01]} + p_i^{[11]}. \end{aligned} \quad (5)$$

When we consider two configurations of the initial damage drawn from the distribution $P(\{s_i^{(1)}, s_i^{(2)}\})$ given by Eq. (3) the probability $\sigma_i^{(q)}$ that a node i is in the giant component of the network in the q -th realization of the initial damage is given by

$$\sigma_i^{(q)} = \langle n_i^{(q)} \rangle \quad (6)$$

where $\langle \dots \rangle$ indicates the average over the probability distribution $\hat{P}(\{s_i^{(1)}, s_i^{(2)}\})$. In order to go beyond this description here we study the probability that node i is in the giant component for both realizations of the initial random damage ($\hat{\sigma}_i^{[11]}$), the probability that node i is in the giant component only for the first realization of the random damage ($\hat{\sigma}_i^{[10]}$), the probability that it is in the giant component only for the second realization of the random damage ($\hat{\sigma}_i^{[01]}$), and finally the probability that it is not in the giant component for both realizations of the random damage ($\hat{\sigma}_i^{[00]}$). These probabilities are given

by

$$\begin{aligned}
\hat{\sigma}_i^{[11]} &= \langle n_i^{(1)} n_i^{(2)} \rangle, \\
\hat{\sigma}_i^{[10]} &= \langle n_i^{(1)} (1 - n_i^{(2)}) \rangle = \sigma_i^{(1)} - \hat{\sigma}_i^{[11]}, \\
\hat{\sigma}_i^{[01]} &= \langle (1 - n_i^{(1)}) n_i^{(2)} \rangle = \sigma_i^{(2)} - \hat{\sigma}_i^{[11]}, \\
\hat{\sigma}_i^{[00]} &= \langle (1 - n_i^{(1)}) (1 - n_i^{(2)}) \rangle \\
&= 1 - \sigma_i^{(1)} - \sigma_i^{(2)} + \hat{\sigma}_i^{[11]}.
\end{aligned} \tag{7}$$

where here $\langle \dots \rangle$ indicates the average over the probability distribution $\hat{P}(\{s_i^{(1)}, s_i^{(2)}\})$. From Eqs. (7) it is evident that given $\sigma_i^{(1)}, \sigma_i^{(2)}$ and $\hat{\sigma}_i^{[11]}$ all the remaining probabilities can be calculated. In order to evaluate $\sigma_i^{(q)}$ and $\hat{\sigma}_i^{[11]}$ we need to find the average messages $\sigma_{i \rightarrow j}^{(q)} = \langle n_{i \rightarrow j}^{(q)} \rangle$ and $\hat{\sigma}_{i \rightarrow j}^{[11]} = \langle n_{i \rightarrow j}^{(1)} n_{i \rightarrow j}^{(2)} \rangle$ over the distributions $P(\{s_i^{(q)}\})$. The equations determining the indicator functions $\sigma_i^{(1)}, \sigma_i^{(2)}$ and $\hat{\sigma}_i^{[11]}$ and the corresponding messages are given, in a locally tree-like network, on one side by the well known message passing equations [26]

$$\begin{aligned}
\hat{\sigma}_{i \rightarrow j}^{(q)} &= p_i^{(q)} \left[1 - \prod_{\ell \in N(i) \setminus j} (1 - \sigma_{\ell \rightarrow i}^{(q)}) \right], \\
\hat{\sigma}_i^{(q)} &= p_i^{(q)} \left[1 - \prod_{\ell \in N(i)} (1 - \sigma_{\ell \rightarrow i}^{(q)}) \right],
\end{aligned} \tag{8}$$

for $q = 1, 2$ and on the other side by the additional set of equations, introduced here to account for fluctuations,

$$\begin{aligned}
\hat{\sigma}_{i \rightarrow j}^{[11]} &= p_i^{[11]} \left[1 - \prod_{\ell \in N(i) \setminus j} (1 - \sigma_{\ell \rightarrow i}^{(1)}) \right. \\
&\quad \left. - \prod_{\ell \in N(i) \setminus j} (1 - \sigma_{\ell \rightarrow i}^{(2)}) \right. \\
&\quad \left. + \prod_{\ell \in N(i) \setminus j} (1 - \sigma_{\ell \rightarrow i}^{(1)} - \sigma_{\ell \rightarrow i}^{(2)} + \hat{\sigma}_{\ell \rightarrow i}^{[11]}) \right], \\
\hat{\sigma}_i^{[11]} &= p_i^{[11]} \left[1 - \prod_{\ell \in N(i)} (1 - \sigma_{\ell \rightarrow i}^{(1)}) \right. \\
&\quad \left. - \prod_{\ell \in N(i)} (1 - \sigma_{\ell \rightarrow i}^{(2)}) \right. \\
&\quad \left. + \prod_{\ell \in N(i)} (1 - \sigma_{\ell \rightarrow i}^{(1)} - \sigma_{\ell \rightarrow i}^{(2)} + \hat{\sigma}_{\ell \rightarrow i}^{[11]}) \right].
\end{aligned} \tag{9}$$

Note that now both messages and indicator functions take real values between zero and one.

In the case of uncorrelated initial damage when for every node i we have

$$p_i^{[11]} = p_i^{(1)} p_i^{(2)} \tag{10}$$

the Eqs. (9) have always the trivial solution

$$\begin{aligned}
\sigma_i^{[11]} &= \sigma_i^{(1)} \sigma_i^{(2)}, \\
\sigma_{i \rightarrow j}^{[11]} &= \sigma_{i \rightarrow j}^{(1)} \sigma_{i \rightarrow j}^{(2)}.
\end{aligned} \tag{11}$$

Additionally in the case in which $p_i^{(1)} = p_i^{(2)}$ for every node i the Eqs. (8) simplify since we have

$$\begin{aligned}
\sigma_i^{(1)} &= \sigma_i^{(2)}, \\
\sigma_{i \rightarrow j}^{(1)} &= \sigma_{i \rightarrow j}^{(2)}.
\end{aligned} \tag{12}$$

In order to characterize the global response of the network to the initial damage it is convenient to consider the expected fraction $\hat{S}_{[11]}$ of nodes that are in the giant component in both realization of the initial damage, and the expected fraction $\hat{S}_{[10]}$, ($\hat{S}_{[01]}$) of nodes that are in the giant component just in the first (second) realization of the initial damage. These are clearly given by

$$\hat{S}_{[r,r']} = \frac{1}{N} \sum_{i=1}^N \hat{\sigma}_i^{[rr']}, \tag{13}$$

where here and in the following $[rr']$ can take values $[11]$, $[10]$ or $[01]$.

We note here that strictly speaking $\hat{S}_{[10]}$ characterizes the fluctuations in the response to initial damage only if the two realizations of the initial damage are statistically equivalent, i.e. for $p_i^{(1)} = p_i^{(2)}$ while for $p_i^{(1)} \neq p_i^{(2)}$ the use of the term fluctuations is less appropriate.

C. Numerical results on single networks

In order to validate our theoretical description of fluctuations in the percolation properties of single networks, we have compared the results obtained by applying the message passing algorithm described by Eqs. (8) – (9) to simulations of random damage on single networks (the code is available at this website [43]). We have considered on one side networks generated from ensembles of Poisson random networks, and on the other side three real network datasets: two food-webs (Little Rock Lake Food-Web network [44, 45] and Ythan Estuary Food-Web Network [45]) and the airport network between the top 500 US airports [46]. In Figure 1 the results of the predictions obtained with the message passing algorithm are compared with simulations of 5,000 pairs of random realizations of the initial damage for $p_i^{(1)} = p_i^{(2)} = p$ and $p_i^{[11]} = p^2$. These results reveal an interesting pattern of the probability $\hat{S}_{[10]}$ that display a clear maximum as a function of p . Therefore there is a value of p in which the networks are more unpredictable since the fraction of nodes $\hat{S}_{[10]}$ in the giant component for one realization of the initial damage but not for the other has a maximum. In Figure 2 we display the fraction of nodes $S_{[10]}$ found in the giant component only in one realization

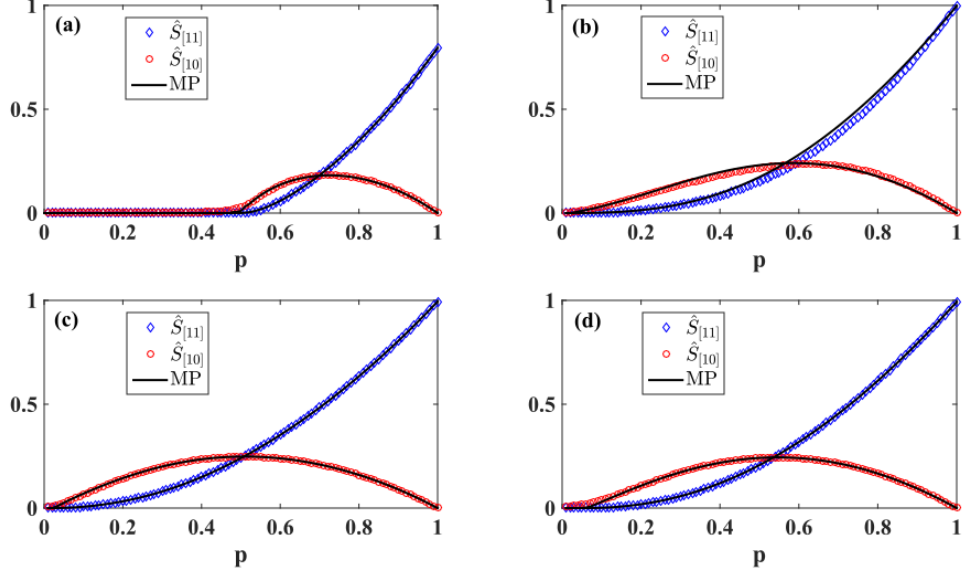


FIG. 1: (Color online) The fraction of nodes $\hat{S}_{[11]}$ and $\hat{S}_{[10]}$ which are respectively in the giant component in two random realizations of the initial damage and just in one realization of the initial damage are plotted as a function of the probability that a node is not initially damaged in any realization of the initial damage $p_i^{(1)} = p_i^{(2)} = p$. Here only the case in which the two realizations of the initial damage are uncorrelated $p_i^{[11]} = p^2$, for $i = 1, 2, \dots, N$ is considered. The reported simulation results are compared with the message passing predictions (MP) on the same single network for four networks: (a) a random Poisson network with average degree $\langle k \rangle = 2$ and total number of nodes $N = 10^4$; (b) the US airport network [46]; (c) the Little Rock Lake Foodweb Network [44, 45]; (d) The Ythan Estuary Foodweb Network [45]. The simulation results are obtained by averaging over 5000 pairs of random realization of the initial damage.

of the initial damage in the case of positively correlated, negatively correlated and uncorrelated realizations of the initial damage. Two realizations of the initial damage are positively correlated if

$$p_i^{[11]} > p_i^{(1)} p_i^{(2)}, \quad (14)$$

for every $i = 1, 2, \dots, N$. This relation implies that the conditional probability that any given node is not damaged in the second realization of the initial damage given that it is not damaged in the first realization, is higher than its unconditional probability. Similarly two realizations of the initial damage are negatively correlated when

$$p_i^{[11]} < p_i^{(1)} p_i^{(2)}, \quad (15)$$

for every $i = 1, 2, \dots, N$, implying that the conditional probability that any given node is not damaged in the second realization of the initial damage given that it is not damaged in the first realization, is smaller than its unconditional probability.

Specifically here we have considered a damage determined by the following node-independent probabilities,

$$\begin{aligned} p_i^{(1)} &= p_i^{(2)} = p, \\ p_i^{[11]} &= p^a. \end{aligned} \quad (16)$$

Here $a \geq 1$ is a parameter tuning the nature of the correlations and such that for $a \in [1, 2)$ the two realizations of the damage are positively correlated, for $a > 2$ they are negatively correlated and for $a = 2$ they are uncorrelated. Note that while for $a \leq 2$ the range of variability of p is $[0, 1]$, for $a > 2$ the normalization condition given by Eq. (4) limits the largest possible value of p to a number smaller than one. The results of Figure 2 show that the correlations between two realizations of the initial damage affect the functional relation between the probability $\hat{S}_{[10]}$ and p . Notably as a function of the parameter a the maximum of $\hat{S}_{[10]}$ change position indicating a different value of p in which the system is maximally unpredictable.

Finally from both Figure 1 and Figure 2 it is apparent that the message-passing algorithm provides a very good prediction of fluctuations observed in the percolation properties of complex networks. The small deviations observed for some datasets should be attributed to deviations from the locally tree-like assumption.

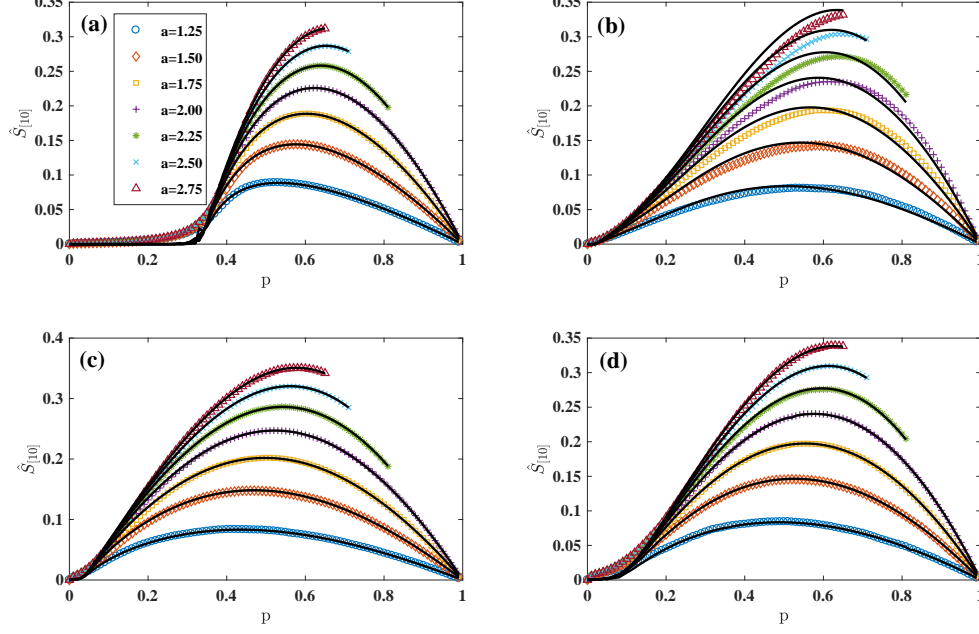


FIG. 2: (Color online) The fraction of nodes $\hat{S}_{[10]}$ which are in the giant component in just in one realization of the initial damage is plotted as a function of the probability that a node i is not initially damaged in any realization of the initial damage $p_i^{(1)} = p_i^{(2)} = p$. The data are shown for $p_i^{[11]} = p^a$ and $a = 1.25, 1.50, 1.75$ (positively correlated case), $a = 2.00$ (uncorrelated case) and $a = 2.25, 2.50, 2.75$ (negatively correlated case). The reported simulation results (symbols) are compared with the message passing predictions (solid lines) on the same single network for four networks: (a) a random Poisson network with average degree $\langle k \rangle = 3$ and total number of nodes $N = 2 \times 10^3$; (b) the US airport network [46]; (c) the Little Rock Lake Foodweb Network [44, 45]; (d) The Ythan Estuary Foodweb Network [45]. The simulation results are obtained by averaging over 5000 pairs of random realization of the initial damage.

III. FLUCTUATIONS IN RANDOM NETWORK ENSEMBLES

A. General equations

On a random uncorrelated network with degree distribution $P(k)$, it is possible not only to predict the expected fraction of nodes $S_{(q)}$ in a given random realization of the initial damage, but is also possible to predict the expected fluctuations by evaluating the expected number of nodes $\hat{S}_{[rr']}$ that are in the giant component in two random realizations of the initial damage (for $[rr'] = [11]$) or just in one of the two realizations (for $[rr'] = [10]$ and $[rr'] = [01]$). This can be achieved by performing the average of the messages and the indicator functions described in the previous paragraph over a random uncorrelated network ensemble with given degree distribution $P(k)$ (indicated as $\overline{\dots}$). To simplify the scenario we consider here and in the following a pair of realizations of the initial damage where every node $i = 1, 2, \dots, N$ is damaged with the same probability, i.e. $p_i^{(q)} = p^{(q)}$ and $p_i^{[11]} = p^{[11]}$. Therefore, on locally tree-like uncorrelated network ensembles, we obtain that $S_{(q)} = \overline{\sigma_i^{(q)}}$, $\hat{S}_{[11]} = \overline{\hat{\sigma}_i^{[11]}}$, $\hat{S}_{[10]} = \overline{\hat{\sigma}_i^{[10]}}$ and

$\hat{S}_{[01]} = \overline{\hat{\sigma}_i^{[01]}}$ depend on the values of the average messages $S'_{(q)} = \overline{\hat{\sigma}_{i \rightarrow j}^{(q)}}$, $\hat{S}'_{[11]} = \overline{\hat{\sigma}_{i \rightarrow j}^{[11]}}$ as indicated by the following equations (see derivation in the Appendix A)

$$\begin{aligned} S'_{(q)} &= p^{(q)} \left[1 - G_1 \left(1 - S'_{(q)} \right) \right] \\ S_{(q)} &= p^{(q)} \left[1 - G_0 \left(1 - S'_{(q)} \right) \right], \\ \hat{S}'_{[11]} &= p^{[11]} \left[1 - G_1 \left(1 - S'_{(1)} \right) - G_1 \left(1 - S'_{(2)} \right) \right. \\ &\quad \left. + G_1 \left(1 - S'_{(1)} - S'_{(2)} + \hat{S}'_{[11]} \right) \right], \\ \hat{S}_{[11]} &= p^{[11]} \left[1 - G_0 \left(1 - S'_{(1)} \right) - G_0 \left(1 - S'_{(2)} \right) \right. \\ &\quad \left. + G_0 \left(1 - S'_{(1)} - S'_{(2)} + \hat{S}'_{[11]} \right) \right], \\ \hat{S}_{[10]} &= S_{(1)} - \hat{S}_{[11]}, \\ \hat{S}_{[01]} &= S_{(2)} - \hat{S}_{[11]} \end{aligned} \quad (17)$$

with $G_1(z)$ and $G_0(z)$ indicating the generating functions

$$G_0(z) = \sum_k P(k) z^k, \quad G_1(z) = \sum_k \frac{k}{\langle k \rangle} P(k) z^{k-1}. \quad (18)$$

In Figure 3 we show the probabilities $\hat{S}_{[10]}$ and $\hat{S}_{[11]}$ as a function of $p^{(1)}$ and $p^{(2)}$ for a Poisson network with

average degree $\langle k \rangle = 2$ and $p^{[11]} = p^{(1)}p^{(2)}$ as predicted by Eqs. (17). These plots reveal the entire full-diagram characterizing the response of the network to external damage.

B. Two realizations of the initial damage with

$$p^{(1)} = p^{(2)} = p$$

In the interesting case in which the two random realizations of the initial damage have the same probability, i.e. $p^{(1)} = p^{(2)} = p$, the Eqs. (17) do simplify significantly as we have $S'_{(1)} = S'_{(2)} = S'$ and $S_{(1)} = S_{(2)} = S$. Therefore they reduce to

$$\begin{aligned} S' &= p[1 - G_1(1 - S')] \\ S &= p[1 - G_0(1 - S')] \\ \hat{S}'_{[11]} &= p^{[11]} \left[1 - 2G_1(1 - S') + G_1(1 - 2S' + \hat{S}'_{[11]}) \right] \\ \hat{S}_{[11]} &= p^{[11]} \left[1 - 2G_0(1 - S') + G_0(1 - 2S + \hat{S}_{[11]}) \right], \\ \hat{S}_{[10]} &= \hat{S}_{[01]} = S - \hat{S}_{[11]}. \end{aligned} \quad (19)$$

In this case we observe that both $\hat{S}_{[11]}$ and $\hat{S}_{[10]}$ have a second order phase transition at $p = p_c = \frac{\langle k \rangle}{\langle k(k-1) \rangle}$ where here $\langle \dots \rangle$ indicates the average over the degree distribution $P(k)$ of the network. Let us now characterize the critical behavior of both probabilities on complex networks. These results extend the analysis of the critical indices for percolation of scale-free networks [1]. For well behaved distributions with converging first, second and third moment of the degree distribution, as $p \rightarrow p_c^+$ we observe the critical behavior

$$\begin{aligned} S &\propto (p - p_c)^\beta, \\ \hat{S}_{[rr']}] &\propto (p - p_c)^{\hat{\beta}_{[rr']}}, \end{aligned} \quad (20)$$

with

$$\hat{\beta}_{[11]} = \beta + 1, \quad \hat{\beta}_{[10]} = \beta. \quad (21)$$

for $p^{[11]} < p$ (which includes the uncorrelated case $p^{[11]} = p^2$), and

$$\hat{\beta}_{[11]} = \beta, \quad \hat{\beta}_{[10]} = \beta. \quad (22)$$

for $p^{[11]} = p$.

Given the fact that for these distributions β takes its mean-field value $\beta = 1$ we obtain $\hat{\beta}_{[11]} = 2, \hat{\beta}_{[10]} = 1$ for $p^{[11]} < p$ and $\hat{\beta}_{[11]} = 1, \hat{\beta}_{[10]} = 1$ for $p^{[11]} = p$. In the relevant case of network with power-law degree distribution $P(k) = Ck^{-\gamma}$ and $\gamma > 2$ the critical exponents can change and depend on the value of γ (see Appendix B for details of the derivation). For $\gamma > 4$ we recover the previously discussed scenario as first, second, and third moment of the degree distribution converge. For $\gamma \in (3, 4)$ we observe the scaling of Eq. (20) with critical exponents satisfying Eq. (21) or Eq. (22) with $p_c = \frac{\langle k \rangle}{\langle k(k-1) \rangle}$,

$\beta = \frac{1}{\gamma-3}$. For $\gamma \in (2, 3)$ we observe the scaling of Eq. (20) with $p_c = 0$, and

$$\hat{\beta}_{[11]} = \beta + (a - 1), \quad \hat{\beta}_{[10]} = \beta. \quad (23)$$

for $p^{[11]} = p^a$ and $\beta = \frac{1}{3-\gamma}$. For $\gamma = 4$ we observe logarithmic corrections to the critical behavior

$$\begin{aligned} S &\propto (p - p_c)^\beta [-\ln(p - p_c)]^{-1} \\ \hat{S}_{[rr']} &\propto (p - p_c)^{\hat{\beta}_{[rr']}} [-\ln(p - p_c)]^{-1} \end{aligned} \quad (24)$$

with $\hat{\beta}_{[11]}, \hat{\beta}_{[10]}$ given by Eqs. (21) and (22) with $\beta = 1$ and $p_c = \frac{\langle k \rangle}{\langle k(k-1) \rangle}$. Finally for $\gamma = 3$ we obtain

$$\begin{aligned} S &\propto p^\beta e^{-\frac{c}{p}} \\ \hat{S}_{[rr']} &\propto p^{\hat{\beta}_{[rr']}} e^{-\frac{c}{p}} \end{aligned} \quad (25)$$

with $c = \langle k \rangle / C > 0$ and the critical exponents $\hat{\beta}_{[11]}$, and $\hat{\beta}_{[10]}$ given by Eqs. (23) with $\beta = 1$.

IV. CONCLUSIONS

In conclusion we have presented a characterization of the fluctuations expected in the percolation properties of complex networks. By considering two random realizations of the initial damage, in general correlated, we are able to characterize how different nodes might be more stable than other nodes. Assuming that nodes are damaged randomly with the same probability $f = 1 - p$ in both realizations of the initial damage, for every single locally tree-like network we have shown how to predict for which value of p the fluctuations are more significant both in the case of uncorrelated and correlated realizations of the initial damage. Finally we have studied the percolation on uncorrelated network ensembles characterizing their expected fluctuations. This framework based on a message-passing algorithm can be applied to single locally tree-like real networks, and here we have discussed its application to food-webs and infrastructure networks. We believe that this approach can be fruitfully extended to link percolation and to other generalized percolation transitions such as k-core percolation and percolation of multilayer networks to reveal the role of fluctuations in the response of a network to external damage, also in these generalized scenarios.

Note

Recently we became aware of Ref. [47] which tackles a similar problem taking a different perspective.

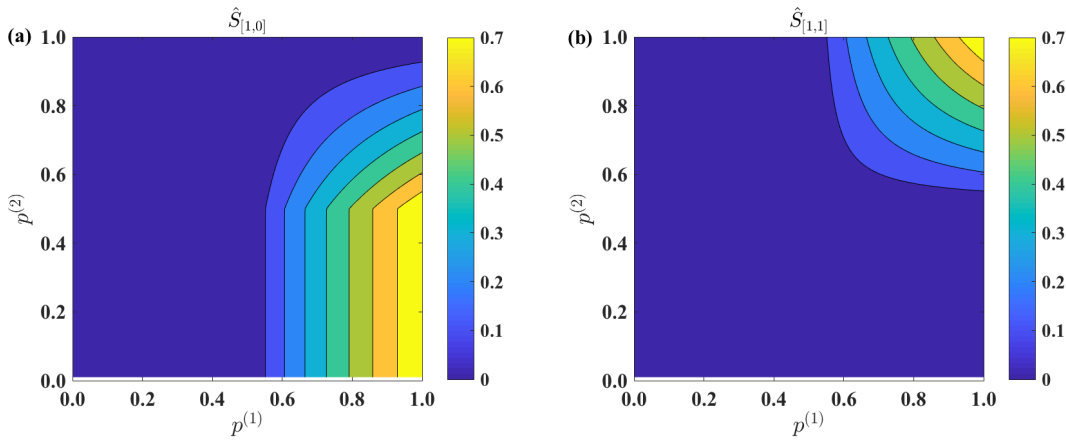


FIG. 3: (Color online) The probabilities $\hat{S}_{[10]}$ (panel a) and $\hat{S}_{[11]}$ (panel b) are plotted as a function of $p^{(1)}$ and $p^{(2)}$ for a Poisson network with average degree $\langle k \rangle = 2$ for the case of two uncorrelated realizations of the initial damage, i.e. $p^{[11]} = p^{(1)}p^{(2)}$.

-
- [1] S. N. Dorogovtsev, A. Goltsev, and J. F. F. Mendes, *Rev. Mod. Phys.* **80**, 1275 (2008).
 - [2] A. Barrat, M. Barthelemy, and A. Vespignani, *Dynamical processes on complex networks* (Cambridge University Press, Cambridge, 2008).
 - [3] A.-L. Barabási, *Network Science* (Cambridge University Press, Cambridge, 2016).
 - [4] M.E.J., Newman, *Networks: an introduction* (Oxford University Press, Oxford, 2010).
 - [5] R. Cohen, K. Erez, D. ben-Avraham, and S. Havlin, *Phys. Rev. Lett.* **85**, 4626 (2000).
 - [6] R. Cohen, K. Erez, D. ben-Avraham, and S. Havlin, *Phys. Rev. Lett.* **86**, 3682 (2001).
 - [7] D.S. Callaway, M. E. J. Newman, S. H. Strogatz, and D. J. Watts, *Phys. Rev. Lett.* **85**, 5468 (2000).
 - [8] M. E. J. Newman, S. H. Strogatz, and D. J. Watts, *Phys. Rev. E* **64**, 026118 (2001).
 - [9] R. Albert, H. Jeong, and A.-L. Barabási, *Nature* **406**, 378 (2000).
 - [10] S. N. Dorogovtsev, A. V. Goltsev, and J. F. F. Mendes, *Phys. Rev. Lett.* **96**, 040601 (2006).
 - [11] A. V. Goltsev, S. N. Dorogovtsev, and J. F. F. Mendes, *Phys. Rev. E* **73**, 056101 (2006).
 - [12] S. V. Buldyrev, R. Parshani, G. Paul, H. E. Stanley, and S. Havlin, *Nature* **464**, 1025 (2010).
 - [13] G. J. Baxter, S. N. Dorogovtsev, A. V. Goltsev, and J. F. F. Mendes, *Phys. Rev. Lett.* **109**, 248701 (2012).
 - [14] S.-W. Son, G. Bizhani, C. Christensen, P. Grassberger, and M. Paczuski, *EPL* **97**, 16006 (2012).
 - [15] F. Radicchi and G. Bianconi, *Phys. Rev. X* **7**, 011013 (2017).
 - [16] B. Min, S. D. Yi, K.-M. Lee, and K.-I. Goh, *Phys. Rev. E* **89**, 042811 (2014).
 - [17] R. Parshani, S. V. Buldyrev, and S. Havlin, *Phys. Rev. Lett.* **105**, 048701 (2010).
 - [18] G. Dong, L. Tian, R. Du, J. Xiao, D. Zhou, and H. E. Stanley, *EPL* **102**, 68004 (2013).
 - [19] E. A. Leicht, and R. M. D'Souza, *arXiv:0907.0894* (2009).
 - [20] G. Bianconi and S. N. Dorogovtsev, *Phys. Rev. E* **89**, 062814 (2014).
 - [21] G. J. Baxter, G. Bianconi, R. A. da Costa, S. N. Dorogovtsev, and J. F. F. Mendes, *Phys. Rev. E* **94**, 012303 (2016).
 - [22] K. Zhao and G. Bianconi, *J. Stat. Mech.* P05005 (2013).
 - [23] A. Hackett, D. Cellai, S. Gómez, A. Arenas, and J. P. Gleeson, *Phys. Rev. X*, **6**, 021002 (2016).
 - [24] A. K. Hartmann and M. Weigt, *Phase Transitions in Combinatorial Optimization Problems*, (WILEY-VCH, Weinheim, 2005).
 - [25] M. Mezard and A. Montanari, *Information, Physics and Computation* (Oxford University Press, Oxford, 2009).
 - [26] B. Karrer, M. E. J. Newman, and L. Zdeborová, *Phys. Rev. Lett.* **113**, 208702 (2014).
 - [27] D. Cellai, E. López, J. Zhou, J. P. Gleeson, and G. Bianconi, *Phys. Rev. E* **88**, 052811 (2013).
 - [28] S. Watanabe and Y. Kabashima, *Phys. Rev. E* **89**, 012808 (2014).
 - [29] F. Radicchi, *Nature Physics* **11**, 597 (2015).
 - [30] D. Cellai, S. N. Dorogovtsev, and G. Bianconi, *Phys. Rev. E* **94**, 032301 (2016).
 - [31] G. Bianconi and F. Radicchi, *Phys. Rev. E* **94**, 060301 (2016).
 - [32] B. Karrer and M. E. J. Newman, *Phys. Rev. E* **82**, 016101 (2010).
 - [33] F. Altarelli, A. Braunstein, L. Dall'Asta, J. R. Wakeling, and R. Zecchina, *Phys. Rev. X* **4**, 021024 (2014).
 - [34] F. Altarelli, A. Braunstein, L. Dall'Asta, A. Lage-Castellanos, and R. Zecchina, *Phys. Rev. Lett.* **112**, 118701 (2014).
 - [35] G. Bianconi, *J. Stat. Mech.* 034001 (2017).
 - [36] A. Y. Lokhov, and D. Saad, *arXiv preprint arXiv:1608.08278* (2016).
 - [37] J. P. Gleeson and M. A. Porter, *arXiv preprint arXiv:1703.08046* (2017).
 - [38] Y.Y. Liu, J.-J. Slotine, and A.-L. Barabási, *Nature* **473**, 167 (2011).
 - [39] G. Menichetti, L. Dall'Asta and G. Bianconi, *Phys. Rev. Lett.* **113**, 078701 (2014).
 - [40] F. Morone, and H. A. Makse, *Nature* **524**, 65 (2015).
 - [41] A. Braunstein, L. Dall'Asta, G. Semerjian, and L. Zde-

- borová, PNAS **113**, 12368 (2016).
- [42] C. H. Yeung, D. Saad, and K.Y. M. Wong, PNAS **110**, 13717 (2013).
- [43] The code is available at: <https://github.com/ginestrab>
- [44] N. D. Martinez, J. J. Magnuson, T. Kratz, and M. Sierzen, Artifacts or attributes? effects of resolution on the Little Rock Lake food web. Ecological Monographs, **61**, 367 (1991).
- [45] <http://cosinproject.eu/extra/data/foodwebs/WEB.html>
- [46] V. Colizza, R. Pastor-Satorras, and A. Vespignani, Nature Physics **3**, 276 (2007).
- [47] R. Kuhen and T. Rogers, arXiv preprint, arXiv:1703.06740 (2017).

Appendix A: Derivation of Eqs. (17)

Let us derive here the Eqs. (17) for $\hat{S}'_{[11]}$ and $\hat{S}_{[11]}$ starting from the message passing Eqs. (9). A similar approach can be used to derive the equations for $S'_{(q)}, S_{(q)}$. We consider a random realization of the network G drawn from an uncorrelated network ensemble with given degree sequence $\{k_1, k_2, \dots, k_N\}$, associated to the degree distribution

$$P(k) = \frac{1}{N} \sum_{i=1}^N \delta(k, k_i), \quad (\text{A1})$$

where $\delta(x, y)$ is the Kronecker delta. Therefore the network G is chosen with probability

$$P(G) = \frac{1}{Z} \prod_{i=1}^N \delta \left(k_i, \sum_{j=1}^N A_{ij} \right), \quad (\text{A2})$$

where \mathbf{A} is its adjacency matrix.

Our aim is to write the equations for the average message $\hat{S}'_{[11]}$ and the average probability $\hat{S}_{[11]}$ that a node is in the giant component in both realizations of the percolation problem, i.e.

$$\begin{aligned} \hat{S}'_{[11]} &= \overline{\hat{\sigma}'_{i \rightarrow j}^{[11]}}, \\ \hat{S}_{[11]} &= \overline{\hat{\sigma}_i^{[11]}}, \end{aligned} \quad (\text{A3})$$

where here we indicated with $\overline{\cdot}$ the average over the probability $P(G)$. Specifically, for any link-dependent function $f_{i \rightarrow j}$ the average $\overline{\cdot}$ indicates

$$\overline{f_{i \rightarrow j}} = \sum_G P(G) \sum_{\langle i, j \rangle} \frac{f_{i \rightarrow j}}{\langle k \rangle N}, \quad (\text{A4})$$

where $\langle i, j \rangle$ are nearest neighbors. For node-dependent functions f_i , instead $\overline{\cdot}$ indicates the average

$$\overline{f_i} = \sum_G P(G) \sum_{i=1}^N \frac{f_i}{N}. \quad (\text{A5})$$

Using the above definitions together with Eqs. (9) and the assumption that the network is locally tree-like, we obtain for $\hat{S}'_{[11]}$

$$\begin{aligned} \hat{S}'_{[11]} &= \overline{\hat{\sigma}'_{i \rightarrow j}^{[11]}} \\ &= p^{[11]} \frac{1}{\langle k \rangle N} \sum_{\langle i, j \rangle} \left[1 - \prod_{\ell \in N(i) \setminus j} \overline{(1 - \sigma_{\ell \rightarrow i}^{(1)})} \right. \\ &\quad \left. - \prod_{\ell \in N(i) \setminus j} \overline{(1 - \sigma_{\ell \rightarrow i}^{(2)})} \right. \\ &\quad \left. + \prod_{\ell \in N(i) \setminus j} \overline{(1 - \sigma_{\ell \rightarrow i}^{(1)} - \sigma_{\ell \rightarrow i}^{(2)} + \hat{\sigma}_{\ell \rightarrow i}^{[11]})} \right] \\ &= p^{[11]} \frac{1}{\langle k \rangle} \sum_k k P(k) \left[1 - (1 - S'_{(1)})^{k-1} \right. \\ &\quad \left. - (1 - S'_{(2)})^{k-1} \right. \\ &\quad \left. + (1 - S'_{(1)} - S'_{(2)} + \hat{S}'_{11})^{k-1} \right]. \end{aligned} \quad (\text{A6})$$

This equation can be also written as

$$\begin{aligned} \hat{S}'_{[11]} &= p^{[11]} \left[1 - G_1(1 - S'_{(1)}) - G_1(1 - S'_{(2)}) \right. \\ &\quad \left. + G_1(1 - S'_{(1)} - S'_{(2)} + \hat{S}'_{11}) \right], \end{aligned} \quad (\text{A7})$$

where the generating function $G_1(x)$ is defined in Eq. (18), recovering the Eq. (17) for $\hat{S}'_{[11]}$. Similarly, using Eqs. (9) and the locally tree-like assumption we can calculate $\hat{S}_{[11]}$ getting

$$\begin{aligned} \hat{S}_{[11]} &= \overline{\hat{\sigma}_i^{[11]}} \\ &= p^{[11]} \frac{1}{N} \sum_{i=1}^N \left[1 - \prod_{\ell \in N(i)} \overline{(1 - \sigma_{\ell \rightarrow i}^{(1)})} \right. \\ &\quad \left. - \prod_{\ell \in N(i)} \overline{(1 - \sigma_{\ell \rightarrow i}^{(2)})} \right. \\ &\quad \left. + \prod_{\ell \in N(i)} \overline{(1 - \sigma_{\ell \rightarrow i}^{(1)} - \sigma_{\ell \rightarrow i}^{(2)} + \hat{\sigma}_{\ell \rightarrow i}^{[11]})} \right] \\ &= p^{[11]} \sum_k P(k) \left[1 - (1 - S'_{(1)})^k - (1 - S'_{(2)})^k \right. \\ &\quad \left. + (1 - S'_{(1)} - S'_{(2)} + \hat{S}'_{11})^k \right]. \end{aligned} \quad (\text{A8})$$

This equation can be written in terms of the generating function $G_0(x)$ defined in Eq. (18) as

$$\begin{aligned} \hat{S}_{[11]} &= p^{[11]} \left[1 - G_0(1 - S'_{(1)}) - G_0(1 - S'_{(2)}) \right. \\ &\quad \left. + G_0(1 - S'_{(1)} - S'_{(2)} + \hat{S}'_{11}) \right], \end{aligned} \quad (\text{A9})$$

recovering the Eq. (17) for $\hat{S}_{[11]}$.

Appendix B: Derivation of the critical indices

In this appendix we give the details of the derivation of the critical indices.

Well behaved degree distributions

In this paragraph we derive the critical indices in the case of well behaved degree distributions $P(k)$ having first, second and third convergent moment. Starting from Eqs. (19), and expanding close to the trivial solution $S = S' = \hat{S}_{[r,r']} = 0$ we get

$$\begin{aligned} S' &= p \frac{\langle k(k-1) \rangle}{\langle k \rangle} S' - p \frac{1}{2} \frac{\langle k(k-1)(k-2) \rangle}{\langle k \rangle} (S')^2 + \dots \\ S &= p \langle k \rangle S' + \dots \\ \hat{S}'_{[11]} &= p^{[11]} \frac{\langle k(k-1) \rangle}{\langle k \rangle} \hat{S}'_{[11]} \\ &\quad + p^{[11]} \frac{1}{2} \frac{\langle k(k-1)(k-2) \rangle}{\langle k \rangle} \\ &\quad \times \left[-2(S')^2 + (-2S' + \hat{S}'_{[11]})^2 \right] + \dots \\ \hat{S}_{[11]} &= p^{[11]} \langle k \rangle \hat{S}'_{[11]} + \dots \end{aligned}$$

Considering the first relevant terms of the expansion, we find for S and S'

$$\begin{aligned} S' &\propto \left(p \frac{\langle k(k-1) \rangle}{\langle k \rangle} - 1 \right), \\ S &\propto \left(p \frac{\langle k(k-1) \rangle}{\langle k \rangle} - 1 \right), \end{aligned} \quad (\text{B1})$$

as long as $S \ll 1$ and $S' \ll 1$. When investigating for the scaling for $\hat{S}'_{[11]}, \hat{S}_{[11]}$ we need to distinguish between the cases: $p^{[11]} < p$ and $p^{[11]} = p$. In the case $p^{[11]} < p$ we have for $\hat{S}_{[11]} \ll 1$ and $\hat{S}'_{[11]} \ll 1$

$$\begin{aligned} \hat{S}'_{[11]} &\propto \left(p \frac{\langle k(k-1) \rangle}{\langle k \rangle} - 1 \right)^2 \\ \hat{S}_{[11]} &\propto \left(p \frac{\langle k(k-1) \rangle}{\langle k \rangle} - 1 \right)^2 \end{aligned} \quad (\text{B2})$$

In the case $p^{[11]} = p$ we have instead for $\hat{S}_{[11]} \ll 1$ and $\hat{S}'_{11} \ll 1$

$$\begin{aligned} \hat{S}'_{[11]} &\propto \left(p \frac{\langle k(k-1) \rangle}{\langle k \rangle} - 1 \right) \\ \hat{S}_{[11]} &\propto \left(p \frac{\langle k(k-1) \rangle}{\langle k \rangle} - 1 \right) \end{aligned} \quad (\text{B3})$$

Therefore $S, S_{[10]} = S - S_{[11]}$ and $S_{[11]}$, close to the transition point ($p \rightarrow p_c^+$), follow the scaling

$$\begin{aligned} S &\propto (p - p_c)^\beta, \\ \hat{S}_{[rr']} &\propto (p - p_c)^{\hat{\beta}_{[rr']}}, \end{aligned} \quad (\text{B4})$$

with $p_c = \frac{\langle k \rangle}{\langle k(k-1) \rangle}$, $\beta = 1$ and

$$\hat{\beta}_{[11]} = \beta + 1, \quad \hat{\beta}_{[10]} = \beta. \quad (\text{B5})$$

in the case $p^{[11]} < p$, and

$$\hat{\beta}_{[11]} = \beta, \quad \hat{\beta}_{[10]} = \beta. \quad (\text{B6})$$

in the case $p^{[11]} = p$.

Power-law degree distributions

In this paragraph we derive the critical indices in the case of a power-law degree distribution $P(k) = Ck^{-\gamma}$ where $\gamma > 2$ and C is the normalization constant.

Case $\gamma > 4$

In the case in which $\gamma > 4$ the degree distribution $P(k)$ has converging first, second and third moment. Therefore this case can be recast in the case of well behaved distributions discussed above.

Case $\gamma = 4$

Expanding Eqs. (19) close to the trivial solution $S = S' = \hat{S}_{[r,r']} = 0$ we obtain, for $\gamma = 4$,

$$\begin{aligned} S' &= p \frac{\langle k(k-1) \rangle}{\langle k \rangle} S' + pD(S')^2 \ln S' + \dots, \\ S &= p \langle k \rangle S' + \dots, \\ \hat{S}'_{[11]} &= p^{[11]} \frac{\langle k(k-1) \rangle}{\langle k \rangle} \hat{S}'_{[11]} + \dots, \\ &\quad + p^{[11]} D \left[2(S')^2 \ln S' - (2S' - \hat{S}'_{[11]})^2 \ln(2S' - \hat{S}'_{[11]}) \right] + \dots, \\ \hat{S}_{[11]} &= p^{[11]} \langle k \rangle \hat{S}'_{[11]} + \dots, \end{aligned} \quad (\text{B7})$$

where $D > 0$ is a constant. Proceeding as in the present case we recover, close to the transition point, the scaling behavior

$$\begin{aligned} S &\propto (p - p_c)^\beta [-\ln(p - p_c)]^{-1} \\ \hat{S}_{[rr']} &\propto (p - p_c)^{\hat{\beta}_{[rr']}} [-\ln(p - p_c)]^{-1} \end{aligned} \quad (\text{B8})$$

with

$$\begin{aligned}\beta &= 1, \\ p_c &= \frac{\langle k \rangle}{\langle k(k-1) \rangle},\end{aligned}\quad (B9)$$

and $\hat{\beta}_{[11]}$, $\hat{\beta}_{[10]}$ given by Eqs. (B5) and (B6).

Case $\gamma \in (3, 4)$

In the case $\gamma \in (3, 4)$, starting from Eqs. (19), and expanding close to the trivial solution $S = S' = \hat{S}_{[r,r']} = 0$ we get

$$\begin{aligned}S' &= p \frac{\langle k(k-1) \rangle}{\langle k \rangle} S' - pD(S')^{\gamma-2} + \dots, \\ S &= p\langle k \rangle S' + \dots, \\ \hat{S}'_{[11]} &= p^{[11]} \frac{\langle k(k-1) \rangle}{\langle k \rangle} \hat{S}'_{[11]} + \dots, \\ &\quad + p^{[11]} D \left[-2(S')^{\gamma-2} + (2S' - \hat{S}'_{[11]})^{\gamma-2} \right] + \dots, \\ \hat{S}_{[11]} &= p^{[11]} \langle k \rangle \hat{S}'_{[11]} + \dots,\end{aligned}\quad (B10)$$

where $D > 0$ indicates a constant. Close to the transition point, we recover the scaling behavior Eq. (B4) and the critical indices determined by Eqs. (B5), (B6) with

$$\begin{aligned}\beta &= \frac{1}{\gamma - 3}, \\ p_c &= \frac{\langle k \rangle}{\langle k(k-1) \rangle}.\end{aligned}\quad (B11)$$

Case $\gamma = 3$

Expanding Eqs. (19) close to the trivial solution $S = S' = \hat{S}_{[r,r']} = 0$ for $\gamma = 3$ we obtain

$$\begin{aligned}S' &= -p \frac{C}{\langle k \rangle} (S') \ln(S') + \dots, \\ S &= p\langle k \rangle S' + \dots, \\ S'_{[11]} &= p^{[11]} \frac{C}{\langle k \rangle} \left[2(S') \ln(S') \right. \\ &\quad \left. - (2S' - S'_{[11]}) \ln(2S' - S'_{[11]}) \right] + \dots, \\ S_{[11]} &= p^{[11]} \langle k \rangle S'_{[11]} + \dots,\end{aligned}\quad (B12)$$

These expressions yield the scaling

$$\begin{aligned}S &\propto p^\beta e^{-\frac{c}{p}} \\ \hat{S}_{[rr']} &\propto p^{\hat{\beta}_{[rr']}} e^{-\frac{c}{p}}\end{aligned}\quad (B13)$$

with $c = \langle k \rangle / C > 0$, $\beta = 1$ and critical indices

$$\begin{aligned}\beta_{[10]} &= \beta, \\ \beta_{[11]} &= \beta + (a - 1),\end{aligned}\quad (B14)$$

for $p^{[11]} = p^a$ with $a \geq 1$.

Case $\gamma \in (2, 3)$

Expanding Eqs. (19) close to the trivial solution $S = S' = \hat{S}_{[r,r']} = 0$ we obtain

$$\begin{aligned}S' &= pD(S')^{\gamma-2} + \dots, \\ S &= p\langle k \rangle S' + \dots, \\ S'_{[11]} &= p^{[11]} D \left[2(S')^{\gamma-2} - (2S' - S'_{[11]})^{\gamma-2} \right] + \dots, \\ S_{[11]} &= p^{[11]} \langle k \rangle S'_{[11]} + \dots,\end{aligned}\quad (B15)$$

where $D > 0$ indicates a constant. This expression yield the scaling behavior defined in Eq.(B4) with

$$\begin{aligned}\beta &= \frac{1}{3 - \gamma} \\ p_c &= 0\end{aligned}\quad (B16)$$

and critical indices

$$\begin{aligned}\beta_{[10]} &= \beta, \\ \beta_{[11]} &= \beta + (a - 1),\end{aligned}\quad (B17)$$

for $p^{[11]} = p^a$ with $a \geq 1$.