

Improving Neural Machine Translation with Conditional Sequence Generative Adversarial Nets

Zhen Yang^{1,2}, Wei Chen^{1*}, Feng Wang^{1,2}, Bo Xu¹

¹Institute of Automation, Chinese Academy of Sciences

²University of Chinese Academy of Sciences

{yangzhen2014, wei.chen.media, feng.wang, xubo}@ia.ac.cn

Abstract

This paper proposes a new route for applying generative adversarial nets (GANs) to NLP tasks (taking the neural machine translation as an instance) and the widespread perspective that GANs can't work well in the NLP area turns out to be unreasonable. In this work, we build a conditional sequence generative adversarial net which comprises of two adversarial sub models, a generative model (generator) which translates the source sentence into the target sentence as the traditional neural machine translation (NMT) models do and a discriminative model (discriminator) which discriminates the machine-translated target sentence from the human-translated one. From the perspective of Turing test, the proposed model is to generate the translation which is indistinguishable from the human-translated sentence. Experiments show that the proposed model achieves significant improvements than the strong baseline model. In Chinese-English translation tasks, we obtain up to +2.5 BLEU points improvement. To the best of our knowledge, this is the first time that the quantitative results about the application of GANs in the traditional NLP task are reported. Meanwhile, we present detailed strategies for GAN training. In addition, we find that the discriminator of the proposed model performs well in data cleaning.

1 Introduction

Machine translation is one of the traditional NLP tasks which aims to translate one source-language sentence into the corresponding target-

language sentence automatically. Recently, with the rapid development of deep neural networks, the neural machine translation (Kalchbrenner and Blunsom, 2013; Sutskever et al., 2014; Cho et al., 2014; Bahdanau et al., 2014; Ranzato et al., 2015) which leverages a single neural network directly to transform the source sentence into the target sentence, has obtained state-of-the-art performance for several language pairs (Wu et al., 2016; Johnson et al., 2016; Bradbury and Socher, 2016). This end-to-end NMT typically consists of two sub recurrent neural nets. The encoder network reads and encodes the source sentence into the context vector representation; and the decoder network generates the target sentence word by word based on the context vector. To dynamically generate a context vector for a target word being generated, the attention mechanism is usually deployed. Optimization for this NMT model is to directly maximize the likelihood of the training data. Specifically, at each decoding step, the NMT model is optimized to maximize the likelihood estimation of the ground word (MLE) at the current step. Ranzato et al. (2015) indicate that the MLE loss function is only defined at the word level instead of the sentence level. Hence the NMT model may generate the best candidate word for the current time step yet a bad component of the whole sentence in the long run. Shen et al. (2015) give a solution by introducing the minimum risk training from the statistical machine translation (SMT). They incorporate the sentence-level BLEU (Chen and Cherry, 2014) into the loss function. Hence the NMT model is optimized to generate sentences with higher BLEU points. Since the BLEU point is computed as the geometric mean of the modified n-gram precisions (Papineni et al., 2002), we conclude that almost all of the prior NMT models are trained to cover more n-grams with the ground target sentence (MLE can be viewed as training the

NMT to cover more 1-gram with the target sentence).

However, it is widely acknowledged that higher n-gram precisions don't ensure a better sentence (Callison-Burch and Osborne, 2006; Chatterjee et al., 2007). Additionally, the manually defined loss function is unable to cover all crucial aspects and the NMT model may be trained to deviate from the data distribution and generate suboptimal sentences. Intuitively, The model should be trained to directly generate a human-like translation instead of covering the human designed approximation features. From the Turing test perspective, we should enlighten the model to be aware of what is the human-generated sentence like and to generate the sentence which is indistinguishable from the human-generated one. Based on the analysis above, we propose that a good training objective for NMT includes: 1) The loss function should be defined on the sentence level rather than the word level; 2) No any manually defined approximation feature is used to guide the NMT model; 3) The NMT model should be directly exposed to the true data distribution. Specifically, the model should be trained to directly output the translation indistinguishable from human-generated translations and if one poor sentence is generated, the model should be penalized with how far the poor sentence is from the human-generated one.

Borrowing the idea of generative adversarial training in computer vision (Goodfellow et al., 2014; Denton et al., 2015), we build a conditional sequence generative adversarial net (CSGAN) which implements the training objective mentioned above. In the proposed CSGAN-NMT, we jointly train two models, a generator (implemented as the traditional NMT model) which generates the target-language sentence based on the input source-language sentence, and a discriminator which conditioned on the source-language sentence predicts the probability of the target-language sentence being a human-generated one. During the training process, the generator aims to fool the discriminator into believing that its output is a human-generated sentence, and the discriminator makes effort not to be fooled by improving its ability to distinguish the machine-generated sentence from the human-generated one. This kind of adversarial training achieves a win-win situation when the generator and discriminator

reaches a Nash Equilibrium (Zhao et al., 2016).

In summary, we mainly make the following contributions:

- To the best of our knowledge, we are the first to introduce the generative adversarial training into NMT, which trains the NMT model to generate sentences which are indistinguishable from the human-generated sentences. We build a conditional generative adversarial net which can be applied to any end-to-end NMT systems. We do not assume the specific architecture of the NMT model.
- The extensive experiments on Chinese-to-English translation tasks show that the proposed CSGAN-NMT significantly outperforms the strong attention-based NMT model which serves as the baseline. We present detailed, quantitative results to demonstrate the effectiveness of the proposed CSGAN-NMT. This indicates the feasibility of applying the GANs into traditional NLP tasks.
- We successfully leverage the discriminator to clean the training data for NMT.
- We test different architectures for the discriminator, the convolutional neural network (CNN) based and the recurrent neural network (RNN) based one. We found that the RNNs are not applicable for the discriminator.
- We report our specific training strategies for the proposed CSGAN-NMT. This provides a new reliable route for applying generative adversarial nets into other NLP tasks.

2 Related work

2.1 Neural machine translation

This subsection briefly describes the attention-based NMT model which simultaneously conducts dynamic alignment and generation of the target sentence. The NMT model produces the translation sentence by generating one target word at every time step. Given an input sequence $\mathbf{x} = (x_1, \dots, x_{T_x})$ and previous translated words (y_1, \dots, y_{i-1}) , the probability of next word y_i is:

$$p(y_i | y_1, \dots, y_{i-1}, \mathbf{x}) = g(y_{i-1}, s_i, c_i) \quad (1)$$

where s_i is an decoder hidden state for time step i , which is computed as:

$$s_i = f(s_{i-1}, y_{i-1}, c_i) \quad (2)$$

Here f and g are nonlinear transform functions, which can be implemented as long short term memory network(LSTM) or gated recurrent unit (GRU), and c_i is a distinct context vector at time step i , which is calculated as a weighted sum of the input annotations h_j :

$$c_i = \sum_{j=1}^{T_x} a_{i,j} h_j \quad (3)$$

where h_j is the annotation of x_j from a bidirectional RNN. The weight a_{ij} for h_j is calculated as:

$$a_{i,j} = \frac{\exp(e_{ij})}{\sum_{t=1}^{T_x} \exp(e_{i,t})} \quad (4)$$

where

$$e_{i,j} = v_a \tanh(W s_{i-1} + U h_j) \quad (5)$$

where v_a is the weight vector, W and U are the weight matrixes. All of the parameters in the NMT model are optimized to maximize the following conditional log-likelihood of the M sentence aligned bilingual samples:

$$\ell(\theta) = \frac{1}{M} \sum_{m=1}^M \sum_{i=1}^{T_y} \log p(y_i^m | y_{<i}^m, \mathbf{x}^m, \theta) \quad (6)$$

2.2 Generative adversarial net

Generative adversarial network in which a generative model is trained to generate outputs to fool the discriminator, has enjoyed great success in computer vision and has been widely applied to image generation. The conditional generative adversarial nets apply an extension of generative adversarial network to a conditional setting, which enables the networks to condition on some arbitrary external data.

However, to the best of our knowledge, this idea has not been applied in traditional NLP tasks with comparable success and few quantitative experimental result has been reported. Some recent works have begun to apply the generative adversarial training into the NLP area: [Chen et al. \(2016\)](#) apply the idea of generative adversarial training to sentiment analysis and [Zhang et al. \(2017\)](#) use the idea to domain adaptation tasks.

For sequence generation problem, [Yu et al. \(2016\)](#) leverage policy gradient reinforcement learning to back-propagate the reward from the discriminator, showing presentable results for poem generation, speech language generation and music generation. Similarly, [Zhang et al. \(2016\)](#) generate the text from random noise via adversarial training. A striking difference from the works mentioned above, our work is in the conditional settings where the target-language sentence is generated conditioned on the source-language one.

In parallel to our work, [Li et al. \(2017\)](#) propose a similar conditional sequence generative adversarial training for dialogue generation. They use a hierarchical LSTM architecture for the discriminator. In contrast to their approach, we apply the CNN-based discriminator for the machine translation task. Furthermore, we present detailed training strategies for the proposed model and extensive quantitative results are reported.

3 The CSGAN-NMT

In this section, we describe in detail the CSGAN-NMT that consists of a generator G which generates the target-language sentence based on the source-language sentence and a discriminator D which distinguishes the machine-generated sentence from the human-generated one. The sentence generation process is viewed as a sequence of actions that are taken according to a policy regulated by the generator. In this work, we take the policy gradient training strategies which are same as [Yu et al. \(2016\)](#).

3.1 Generator

Resembling the traditional NMT model, the generator G generates the target-language sentence conditioned on the input source-language sentence. It defines the policy that generates the target sentence y given the source sentence x . The generator takes exactly the same architecture with the traditional NMT model. Note that we do not assume the specific architecture of the generator. Here, we adopt the strong attention-based NMT model which is implemented as the open-source system `dl4mt`^{*}, as the generator.

3.2 Discriminator

Recently, the deep discriminative models such as the CNN and RNN have shown a high per-

^{*}<https://github.com/nyu-dl/dl4mt-tutorial>

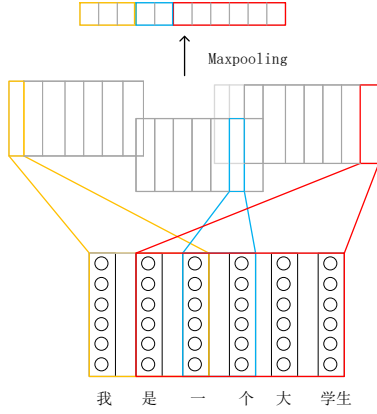


Figure 1: The CNN-based architecture for the discriminator. Note that only the source-side CNN is depicted.

formance in complicated sequence classification tasks. To test the efficacy of the discriminator, we propose two different architectures for the discriminator: the *CNN-based* and *RNN-based* discriminators.

CNN-based Since sentences generated by the generator have a variable length, the CNN padding is used to transform the sentence to a sequence with the fixed length T which is the maximum length for the input sequence set by the user beforehand. Given the source-language sequence x_1, \dots, x_T and target-language sequence y_1, \dots, y_T , we build the source matrix $X_{1:T}$ and target matrix $Y_{1:T}$ respectively as:

$$X_{1:T} = x_1; x_2; \dots; x_T \quad (7)$$

and

$$Y_{1:T} = y_1; y_2; \dots; y_T \quad (8)$$

where $x_t, y_t \in R^k$ is the k -dimensional word embedding and the semicolon is the concatenation operator. For the source matrix $X_{1:T}$, a kernel $w_j \in R^{l \times k}$ applies a convolutional operation to a window size of l words to produce a series of feature maps:

$$c_{ji} = \rho(BN(w_j \otimes X_{i:i+l-1} + b)) \quad (9)$$

where \otimes operator is the summation of element-wise production and b is a bias term. ρ is a non-linear activation function which is implemented as ReLU in this paper. Note that the batch normalization (Ioffe and Szegedy, 2015) which accelerates the training significantly, is applied to the input of the activation function (BN in equation 9). To get the final feature with respect to kernel w_j , a max-over-time pooling operation is leveraged over the

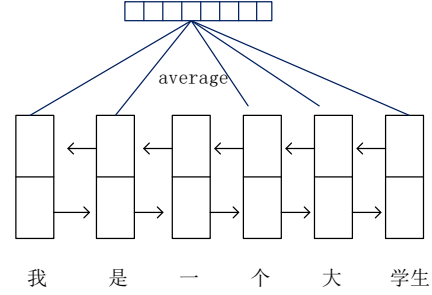


Figure 2: The BiLSTM-based architecture for the discriminator. Only the source-side BiLSTM is depicted.

feature maps:

$$\tilde{c}_j = \max\{c_{j1}, \dots, c_{jT-l+1}\} \quad (10)$$

We use various numbers of kernels with different window sizes to extract different features, which are finally concatenated to form the source-language sentence representation c_x . Identically, the target-language sentence representation c_y can be extracted from the target matrix $Y_{1:T}$. Finally, given the source-language sentence, the probability that the target-language sentence is being real can be computed as:

$$p = \sigma(V[c_x; c_y]) \quad (11)$$

where V is the transform matrix which transforms the concatenation of c_x and c_y into a 2-dimension embedding and σ is the logistic function. The CNN-based discriminator is depicted as figure 1

RNN-based Recurrent neural network has several different formations, such as the LSTM, GRU and the simple recurrent neural network (simple-RNN). This paper takes the LSTM as an instance. Given the source-language sequence x_1, \dots, x_s , a LSTM is used to map the input sequence into a sequence of hidden states h_1, \dots, h_s by leveraging the update function of LSTM cells recursively:

$$h_t = lstm(h_{t-1}, x_t) \quad (12)$$

The vector representation for the source-language sentence c_x is computed as the average of the hidden states. The target sentence vector c_y is computed with the same way. Finally, the probability that the target-language sentence is being real is computed as equation 11. We also take the bidirectional LSTM as an alternative for LSTM. The graphical illustration of the BiLSTM-based discriminator is depicted as figure 2.

3.3 Policy gradient training

Following Yu et al. (2016), the objective of the generator G is defined as to generate a sequence from the start state to maximize its expected end reward. Formally, the objective function is computed as:

$$J(\theta) = \sum_{Y_{1:T-1}} G_\theta(Y_{1:T}|X) \cdot R_D^{G_\theta}((Y_{1:T-1}, X), y_T) \quad (13)$$

where $Y_{1:T} = y_1, \dots, y_T$ indicates the generated target sequence, $R_D^{G_\theta}$ is the action-value function of a target-language sentence given the source sentence X , i.e. the expected accumulative reward starting from the state $(Y_{1:T-1}, X)$, taking action y_T , and following the policy G_θ . To estimate the action-value function, we consider the estimated probability of being real by the discriminator D as the reward:

$$R_D^{G_\theta}((Y_{1:T-1}, X), y_T) = D(X, Y_{1:T}) - b(X, Y_{1:T}) \quad (14)$$

where $b(X, Y)$ denotes the baseline value to reduce the variance of the reward. Practically, we take $b(X, Y)$ as a constant, 0.5 for simplicity. The question is that, given the source sequence, the discriminator D only provides a reward value for a finished target sequence. If $Y_{1:T}$ is not a finished target sequence, the value of $D(X, Y_{1:T})$ makes no sense. Therefore, we can't get the action-value for an intermediate state directly. To evaluate the action-value for an intermediate state, the Monte Carlo search under the policy of G is applied to sample the unknown tokens. Each search ends until the end of sentence token is sampled or the sampled sentence reaches the maximum length. To obtain more stable reward and reduce the variance, we represent an N-time Monte Carlo search as:

$$\{Y_{1:T_1}^1, \dots, Y_{1:T_N}^N\} = MC^{G_\theta}((Y_{1:t}, X), N) \quad (15)$$

where T_i represents the length of the sentence sampled by the i 'th Monte Carlo search. $(Y_{1:t}, X) = (y_1, \dots, y_t, X)$ is the current state and $Y_{t+1:T_N}^N$ is sampled based on the policy G . The discriminator provides N rewards for the sampled N sentences respectively. The final reward for the intermediate state is calculated as the average of the N rewards. Hence, for the target sentence with the length T , we compute the reward for y_t in the sentence level as:

$$R_D^{G_\theta}((Y_{1:t-1}, X), y_t) = \begin{cases} \frac{1}{N} \sum_{n=1}^N D(X, Y_{1:T_n}^n) - b(X, Y_{1:T_n}^n), Y_{1:T_n}^n \in MC^{G_\theta}((Y_{1:t}, X), N) & t < T \\ D(X, Y_{1:t}) - b(X, Y_{1:t}) & t = T \end{cases} \quad (16)$$

Using the discriminator as a reward function can further improve the generator iteratively by dynamically updating the discriminator. Once we get more realistic generated sequences, we re-train the discriminator as:

$$\min -\mathbb{E}_{X, Y \in P_{data}}[\log D(X, Y)] - \mathbb{E}_{X, Y \in G}[\log(1 - D(X, Y))] \quad (17)$$

After updating the discriminator, we are ready to re-train the generator. The gradient of the objective function $J(\theta)$ w.r.t the generator's parameter θ is calculated as:

$$\begin{aligned} \nabla J(\theta) &= \frac{1}{T} \sum_{t=1}^T \sum_{y_t} R_D^{G_\theta}((Y_{1:t-1}, X), y_t) \cdot \nabla_\theta (G_\theta(y_t|Y_{1:t-1}, X)) \\ &= \frac{1}{T} \sum_{t=1}^T \mathbb{E}_{y_t \in G_\theta} [R_D^{G_\theta}((Y_{1:t-1}, X), y_t) \cdot \nabla_\theta \log p(y_t|Y_{1:t-1}, X)] \end{aligned} \quad (18)$$

4 Training strategies

It is hard to train the generative adversarial networks since the generator and discriminator need to be carefully synchronized. To make this work easier to reproduce, this paper gives detailed strategies for training the CSGAN-NMT model.

Firstly, we use the maximum likelihood estimation to pre-train the generator on the parallel training set s until the best translation performance is achieved.

Then, generate the machine-generated sentences by using the generator to decode the training data. We simply use the greedy sampling method instead of the beam search method for decoding. Hence, it is very fast to decode all of the training set.

Next, pre-train the discriminator on the combination of the true parallel data and the machine-generated data until the classification accuracy achieves at f .

Finally, we jointly train the generator and discriminator. The generator is trained with the policy gradient training method. We randomly sample a batch of source sentences from s as the training examples for the generator and the batch size is β_g . Note that the target sentences are useless when the the generator is undergoing the policy gradient training. However, in our practice, we find that updating the generator only with the simple policy gradient training leads to unstable training. The translation performance drops sharply after a few updating. We conjecture that this is

	Models	NIST02(Dev)	NIST03	NIST04	NIST05	Ave
1	baseline-small	32.12	28.31	30.21	27.13	29.44
2	baseline-large	34.12	31.05	32.04	29.24	31.61
3	(1)+sgd	32.96	29.09	30.82	27.72	30.14
4	(1)+CSGAN-NMT	33.87	30.26	31.52	28.85	31.12
5	(3)+CSGAN-NMT	34.38	30.56	31.76	29.23	31.48
6	(2)+CSGAN-NMT	36.30	33.11	33.85	31.78	33.76

Table 1: BLEU score on Chinese-English translation tasks. ”+sgd” means using sgd to finetune the model and ”baseline-small” indicates that the model is trained on the small data set.

because the generator can only indirectly access to the golden target sentence through the reward passed back from the discriminator, and this reward is used only to promote or discourage the machine-generated sentences. To alleviate this issue, we adopt the teacher forcing approach which is similar to Lamb et al. (2016); Li et al. (2017). We directly make the discriminator to automatically assign a reward of 1 to the golden target-language sentence and the generator uses this reward to update itself on the true parallel examples. We run the teacher forcing training for one time once the generator is updated by the policy gradient training. After the generator gets updated, we use the new stronger generator to generate η more realistic sentences, which are then used to train the discriminator. The batch size for training the discriminator is referred as β_d . Following Arjovsky et al. (2017), we clamp the weights of the discriminator to a fixed box $([-\epsilon, \epsilon])$ after each gradient update. We perform one optimization step for the discriminator for each step of the generator.

In our practice, we set f as 0.82, β_g as 100, β_d as 64, η as 5000, ϵ as 1 and the N for Monte Carlo search as 20. We apply the Adam optimization method, with the initial learning rate of 0.001, for pre-training the generator and discriminator. During the process of generative adversarial training, the RMSProp optimization method with the initial learning rate of 0.0001 is utilized for the generator and discriminator.

5 Experiments and Results

In this section, we detail our experiments and results on the CSGAN-NMT model for Chinese-English translation tasks. The open-source NMT system dl4mt, which has been used to build top-performing submissions to shared translation tasks at WMT and IWSLT (Sennrich et al., 2017), is used as the baseline model. Note that the gener-

ator of the CSGAN-NMT is implemented identically with the baseline model.

5.1 Setup

We perform two tasks on Chinese-English translation: One for small training data set (1.0M sentence pairs) and the other one for large-scale data set (1.6M sentence pairs). The training sets are randomly extracted from LDC corpora^{*}. The large training set is only used to test the feasibility of the proposed model on settings where a great amount of training data is accessible. If no otherwise specified, the following experiments are run on the small training set. We choose the NIST02 as the development set. For testing, we use NIST03, NIST04 and NIST05 data sets. We apply word-level translation in our experiments and the Chinese sentences are segmented beforehand. To speed up the training procedure, the sentences of length over 50 words are removed. We limit the vocabulary in both Chinese and English to the most 30K words and the out-of-vocabulary words are replaced with UNK. The word embedding dimension is set as 512 and the size of the hidden layer is 1024. The other hyper-parameters are set according to the section 4. We use case-insensitive 4-gram BLEU score as the evaluation metric. We train the NMT models on 4 GPU K80 and it takes about 30 hours to train the baseline model on the small training set. The training time for the proposed CSGAN-NMT model (pre-training included) is about 3 days.

5.2 CNN or RNN for discriminator

We test different architectures for the discriminator, CNN-based and RNN-based (LSTM for instance). Figure 3 shows the BLEU scores on the development set tested at different time steps. We can find that the performance of the RNN-based

^{*}LDC2002L27, LDC2002T01, LDC2002E18, LDC2003E07, LDC2004T08, LDC2004E12, LDC2005T10

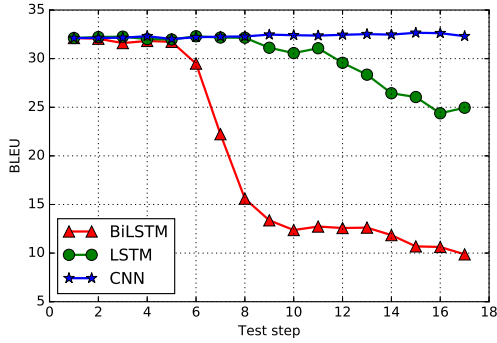


Figure 3: BLEU score on the development set for the CSGAN-NMT with different discriminator. For RNN-based architecture, we test LSTM and bidirectional LSTM.

(LSTM and BiLSTM) discriminators deteriorate rapidly with the time going. Even more striking, the performance of the discriminator based on the BiLSTM collapses sharply after several time steps. The training for the RNN-based discriminator is not stable. On the contrary, the CNN-based discriminator performs very well. Empirically, with a few times of updating, the classification accuracy of RNN-based discriminators can easily achieve as high as 0.9 which is too strong for the generator. The sentences generated by the generator can be easily discriminated by the strong discriminator and the generator is discouraged all the time. We conjecture that this is why the RNN-based discriminators work badly in our CSGAN-NMT. If no otherwise specified, we use the CNN-based discriminator for the following experiments.

5.3 Results on Chinese-English translation

Table 1 shows the BLEU score on Chinese-English test sets. Compared to the baseline model, the proposed CSGAN-NMT model leads to improvement up to +1.7 BLEU points on average when trained on the small data set (see (1) and (4) in table 1). Naturally, there is a doubt that this improvement may owe much to the small learning rate of the optimization method rather than the CSGAN-NMT itself. To dispel this doubt and verify the efficacy of the proposed model, we use stochastic gradient descend optimization method with the learning rate of 0.0001, i.e., the learning rate used in CSGAN-NMT, to finetune the baseline model and we only get +0.7 BLEU points improvement (see (3) in table 1). There is a gap as large as 1.0 BLEU points on average (30.12 vs 31.14) between the finetuned baseline model and

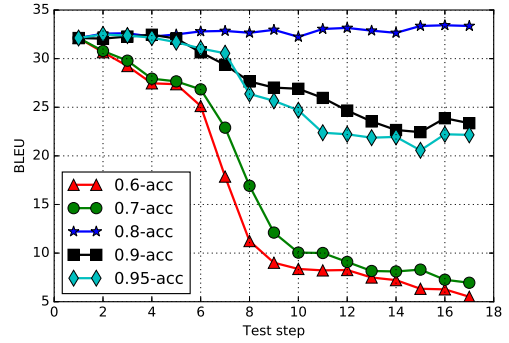


Figure 4: BLEU score on the development set for the CSGAN-NMT where the discriminators have different initial accuracy. "0.6-acc" means the initial accuracy is 0.6.

the CSGAN-NMT model (see (3) and (4) in table 1). Additionally, we get another +0.3 BLEU points improvement when running the CSGAN-NMT on the basis of the finetuned baseline model (see (3) and (5) in table 1). On the large training set, we find that the CSGAN-NMT model leads to improvement up to +2.5 BLEU points on NIST05 and +2.1 BLEU points on average (see (2) and (6) in table 1). To conclude, these experiments show that the NMT can be greatly improved by the generative adversarial training and the proposed CSGAN-NMT model can achieve consistent improvement when it is trained on the large data set.

5.4 Initial accuracy of the discriminator

The initial accuracy f of the discriminator which can be viewed as a hyper-parameter, can be controlled carefully during the process of pre-training. A natural question is that when shall we end the pre-training. Do we need to pre train the discriminator until that its accuracy reaches as high as possible? To test the impact of the initial accuracy of the discriminator, we pre train five discriminators which have the accuracy as 0.6, 0.7, 0.8, 0.9 and 0.95 respectively. With the five discriminators, we train five different CSGAN-NMT models and test their translation performance on the development set at regular intervals. Figure 4 reports the result and we can find that the initial accuracy of the discriminator shows great impacts on the translation performance of the proposed model. From figure 4, the initial accuracy of the discriminator needs to be set carefully and no matter it is set too high (0.9 and 0.95) or too low (0.6 and 0.7), the CSGAN-NMT performs badly. Empirically, we pre-train the discriminator until its

accuracy reaches 0.82.

5.5 Sample times for Monte Carlo search

We are also curious about the sample times N for Monte Carlo search. If N is set as a small number, the intermediate reward computed as equation 16 may be incorrect and if otherwise, the computation shall be very time consuming. There is a trade-off between the accuracy and computation complexity. Table 2 presents the translation performance of the CSGAN-NMT on the test sets when the N are set from 5 to 30 with interval 5. From table 2, the proposed CSGAN-NMT model achieves no improvement than the baseline when N are set less than 15. With N set as 30, we get little improvement than the model with N set as 20. However, the training time has exceeded our toleration.

N	NIST02	NIST03	NIST04	NIST05
5	-	-	-	-
10	-	-	-	-
15	33.02	29.81	30.89	28.45
20	33.87	30.25	31.41	28.66
25	33.65	30.24	31.52	28.81
30	33.74	30.21	31.54	28.76

Table 2: The translation performance of the CSGAN-NMT model with different N for Monte Carlo search. "-" means that the proposed model shows no improvement than the baseline model or it can't be trained stably.

5.6 Discriminator for data cleaning

Since the discriminator of the CSGAN-NMT directly outputs the probability that, given the source-language sentence, the target-language sentence is being a human-generated one. This motivates us to test the feasibility of applying the discriminator into data cleaning. When we finished training the CSGAN-NMT model, the accuracy of the discriminator is near 0.6, which is a little weak of handling the data cleaning task. Hence, we continue training the discriminator for 4 epoches and its accuracy reaches 0.95. Then, by feeding the parallel training data into the discriminator, we get a probability of being human-translated for each sentence pair. We select a set of examples (s_1) from the training data by the probability in a descending order. Additionally, we also randomly choose the other set s_2 which has the same amount of examples with s_1 . Two traditional NMT models with the same configuration

are trained on the data set s_1 and s_2 respectively. In our practice, we choose the set s_2 for five times with different random seed and report the average translation performance of five NMT models trained on the five s_2 sets respectively. The results are reported in table 3. We can find that the models trained on the cleaned data achieves better translation performance than the counterpart trained on the randomly sampled data. Furthermore, the model trained on the 60w cleaned data achieves comparable translation performance with the model trained on 80w noisy data on NIST02 and NIST05. This indicates that the discriminator is capable of cleaning the training data for the NMT.

#	NIST02		NIST04		NIST05	
	s_1	s_2	s_1	s_2	s_1	s_2
60w	30.07	29.12	27.98	27.58	26.32	25.48
80w	31.11	30.32	29.31	28.61	26.97	26.31

Table 3: The translation performance of the NMT model on test sets when the data size for the sub set is 60w and 80w. The result for s_2 is the average translation performance.

6 Conclusions and Future work

In this work, we propose the CSGAN-NMT which leverages the generative adversarial training to improve the neural machine translation. We test different architectures (RNN-based and CNN-based) for the discriminator of the CSGAN-NMT. Experimental results show that our proposed model can significantly outperform the strong attention-based NMT baseline. Even on the large-scale training set, the model can achieve consistent improvement. We find that the CNN-based discriminator performs better than the RNN-based one and we give some explanations about this. Additionally, we provide detailed training strategies for the CSGAN-NMT model. We also demonstrate that the discriminator in the CSGAN-NMT has great capability in data cleaning.

In the future, we would like to try multi-adversarial framework which consists of multi discriminators and generators for the generative adversarial training. Additionally, we plan to test our method in other NLP tasks, like dialogue system and question answering. Since the higher BLEU point doesn't ensure a better sentence, another interesting direction is to apply the discriminator to measure the translation performance more equally. We believe that it deserves more effort to reduce

the hyper-parameters in the future work.

References

- Martin Arjovsky, Soumith Chintala, and Léon Bottou. 2017. Wasserstein gan. *arXiv preprint arXiv:1701.07875*.
- Dzmitry Bahdanau, Kyunghyun Cho, and Yoshua Bengio. 2014. Neural machine translation by jointly learning to align and translate. *arXiv preprint arXiv:1409.0473*.
- James Bradbury and Richard Socher. 2016. Metamind neural machine translation system for wmt 2016. In *Proceedings of the First Conference on Machine Translation, Berlin, Germany. Association for Computational Linguistics*.
- Chris Callison-Burch and Miles Osborne. 2006. Re-evaluating the role of bleu in machine translation research.
- Niladri Chatterjee, Anish Johnson, and Madhav Krishna. 2007. Some improvements over the bleu metric for measuring translation quality for hindi. In *Computing: Theory and Applications, 2007. IC-CTA'07. International Conference on. IEEE*, pages 485–490.
- Boxing Chen and Colin Cherry. 2014. A systematic comparison of smoothing techniques for sentence-level bleu. *ACL 2014* page 362.
- Xilun Chen, Yu Sun, Ben Athiwaratkun, Claire Cardie, and Kilian Weinberger. 2016. Adversarial deep averaging networks for cross-lingual sentiment classification. *arXiv preprint arXiv:1606.01614*.
- Kyunghyun Cho, Bart Van Merriënboer, Caglar Gulcehre, Dzmitry Bahdanau, Fethi Bougares, Holger Schwenk, and Yoshua Bengio. 2014. Learning phrase representations using rnn encoder-decoder for statistical machine translation. *arXiv preprint arXiv:1406.1078*.
- Emily L Denton, Soumith Chintala, Rob Fergus, et al. 2015. Deep generative image models using a? laplacian pyramid of adversarial networks. In *Advances in neural information processing systems*, pages 1486–1494.
- Ian Goodfellow, Jean Pouget-Abadie, Mehdi Mirza, Bing Xu, David Warde-Farley, Sherjil Ozair, Aaron Courville, and Yoshua Bengio. 2014. Generative adversarial nets. In *Advances in neural information processing systems*, pages 2672–2680.
- Sergey Ioffe and Christian Szegedy. 2015. Batch normalization: Accelerating deep network training by reducing internal covariate shift. *arXiv preprint arXiv:1502.03167*.
- Melvin Johnson, Mike Schuster, Quoc V Le, Maxim Krikun, Yonghui Wu, Zhifeng Chen, Nikhil Thorat, Fernanda Viégas, Martin Wattenberg, Greg Corrado, et al. 2016. Google’s multilingual neural machine translation system: Enabling zero-shot translation. *arXiv preprint arXiv:1611.04558*.
- Nal Kalchbrenner and Phil Blunsom. 2013. Recurrent continuous translation models. *EMNLP* pages 1700–1709.
- Alex Lamb, Anirudh Goyal, Ying Zhang, Saizheng Zhang, Aaron Courville, and Yoshua Bengio. 2016. Professor forcing: A new algorithm for training recurrent networks. *Advances In Neural Information Processing Systems* pages 4601–4609.
- Jiwei Li, Will Monroe, Tianlin Shi, Alan Ritter, and Dan Jurafsky. 2017. Adversarial learning for neural dialogue generation. *arXiv preprint arXiv:1701.06547*.
- Kishore Papineni, Salim Roukos, Todd Ward, and Wei-Jing Zhu. 2002. Bleu: a method for automatic evaluation of machine translation. *Association for Computational Linguistics* pages 311–318.
- Marc’Aurelio Ranzato, Sumit Chopra, Michael Auli, and Wojciech Zaremba. 2015. Sequence level training with recurrent neural networks. *arXiv preprint arXiv:1511.06732*.
- Rico Sennrich, Orhan Firat, Kyunghyun Cho, Alexandra Birch, Barry Haddow, Julian Hirschler, Marcin Junczys-Dowmunt, Samuel L’ubli, Antonio Valerio Miceli Barone, and Jozef Mokry. 2017. Nemat: a toolkit for neural machine translation.
- Shiqi Shen, Yong Cheng, Zhongjun He, Wei He, Hua Wu, Maosong Sun, and Yang Liu. 2015. Minimum risk training for neural machine translation. *arXiv preprint arXiv:1512.02433*.
- Ilya Sutskever, Oriol Vinyals, and Quoc VV Le. 2014. Sequence to sequence learning with neural networks. *Advances in neural information processing systems* pages 3104–3112.
- Yonghui Wu, Mike Schuster, Zhifeng Chen, Quoc V Le, Mohammad Norouzi, Wolfgang Macherey, Maxim Krikun, Yuan Cao, Qin Gao, Klaus Macherey, et al. 2016. Google’s neural machine translation system: Bridging the gap between human and machine translation. *arXiv preprint arXiv:1609.08144*.
- Lantao Yu, Weinan Zhang, Jun Wang, and Yong Yu. 2016. Seqgan: Sequence generative adversarial nets with policy gradient. *The Association for the Advancement of Artificial Intelligence 2017*.
- Yizhe Zhang, Zhe Gan, and Lawrence Carin. 2016. Generating text via adversarial training. *NIPS*.

Yuan Zhang, Regina Barzilay, and Tommi Jaakkola. 2017. Aspect-augmented adversarial networks for domain adaptation. *arXiv preprint arXiv:1701.00188* .

Junbo Zhao, Michael Mathieu, and Yann LeCun. 2016. Energy-based generative adversarial network. *arXiv preprint arXiv:1609.03126* .