

Network Structure and Naive Sequential Learning*

Krishna Dasaratha[†] Kevin He[‡]

First version: January 17, 2017

This version: December 16, 2017

Abstract

We study a sequential learning model featuring naive agents on a network. Agents wrongly believe their predecessors act solely on private information, so they ignore correlation between observed actions. We provide a simple linear formula expressing agents' actions in terms of network paths and use this formula to completely characterize the set of networks allowing eventual correct learning. Disproportionately influential early agents can cause herding on incorrect beliefs; we compute comparative statics of the probability of incorrect herding with respect to network parameters. The probability of mislearning increases when link densities are higher and when networks are more integrated. In segregated networks, divergent early signals can lead to persistent disagreement between groups. We conduct an experiment and find that the accuracy gain from social learning is twice as large on sparser networks, which is consistent with our behavioral assumption but inconsistent with the rational learning model.

*We thank Daron Acemoglu, Jetlir Duraj, Ben Enke, Erik Eyster, Drew Fudenberg, Ben Golub, David Laibson, Jonathan Libgobor, Pooya Molavi, Xiaosheng Mu, Matthew Rabin, Tomasz Strzalecki, Omer Tamuz, Linh T. Tô, and Muhamet Yildiz for useful comments.

[†]Department of Economics, Harvard University. Email: krishnadasaratha@gmail.com

[‡]Department of Economics, Harvard University. Email: hesichao@gmail.com

1 Introduction

Consider a sequence of agents who must each make a decision in turn, using the behavior of those who came before them to infer those predecessors’ private information. For instance, when consumers choose between rival products, their decision is often informed by the choices of early customers. When doctors decide on a treatment for their patients, they consult best practices established by other clinicians who came before them. And when a new theory or rumor is introduced into a society, individuals are influenced by the discussions of those who have already taken positions on the new idea.

Two salient features are present in all of these examples. First, agents only observe the behavior of a certain subset of their predecessors. For example, a consumer may know about her friends’ recent purchases, but not the product choices of anyone outside of her social circle. In general, each sequential social learning problem has an *observation network* that determines which predecessors are observable to each agent.

Second, agents often exhibit *inferential naiveté*, failing to correctly process the information contained in their observations. Rational models assume that agents are correctly specified Bayesians who are sophisticated enough to understand that their predecessors’ actions reflect a combination of their private information and the inference they drew from the behavior of still others. But in reality, a consumer may mistake a herd on a product as evidence that everyone has positive private information about the product’s quality. In many online communities, a few early opinion makers can make a rumor go viral, due to people not realizing that the vast majority of the viral story’s proponents are just following the herd and possess no private information as to the rumor’s veracity. A recent literature has begun to explore the implications of such naive learning (Eyster and Rabin, 2010; Gagnon-Bartsch and Rabin, 2016) and related inferential mistakes (Gaurino and Jehiel, 2013; Bohren, 2016; Bohren and Hauser, 2017) in sequential decision-making settings.

The present work analyzes a model of sequential learning where the *observation network* interacts with players’ *inferential naiveté*, focusing particularly on how the observation network affects learning outcomes. We therefore combine two active areas in the literature on sequential learning: first, the investigations of naive inference discussed above and second, studies of Bayesian learning with network observation. We analyze the theoretical implications of the most tractable model of this naiveté.

We completely characterize the set of all networks leading to correct asymptotic learning by naive agents. Furthermore, among the class of networks where naive agents mislearn with positive probability, we show early agents with incorrect beliefs can cause herding and express the probability of mislearning in terms of the network structure. This allows us to compare naive agents’ learning accuracy on different networks and study how changes in network parameters influence agents’ welfare. In contrast, the existing literature on social learning

has focused on the binary classification of learning situations into those where learning occurs with 100% probability and those where learning is less than perfect. Since the set of networks that preclude naive agents from always learning asymptotically is quite broad, these detailed comparative statics are crucial as two networks both leading to imperfect learning may imply very different levels of welfare losses. The idea that naive learning should be differentially inefficient on various networks also suggests a simple empirical test of inferential naiveté, which we leverage to give experimental evidence that humans indeed neglect correlation in social learning settings.

Introducing naiveté reverses several counterfactual predictions of rational social learning models. For instance, we prove that increasing network density leads to worse social-learning outcomes. We provide experimental evidence confirming this prediction in Section 6: the accuracy gain from social learning is twice as large on sparse networks compared to dense networks. As another example, when observation networks are segregated, we show disagreement between different subgroups can persist even when there are many connections across subgroups. In practice, in the product-adoption domain different subcommunities frequently insist upon the superiority of their preferred products. This observation goes against [Acemoglu, Dahleh, Lobel, and Ozdaglar \(2011\)](#)'s Bayesian learning model, where under mild conditions on network and signal structures, agents will eventually agree and be correct regardless of the network density or the extent of network segregation.

A joint investigation of observation network and inferential naiveté is important for at least two more reasons. First, as social and technological changes restructure our networks, social learning dynamics change as well. Most notably, the rise of the Internet has dramatically altered the transmission of information about current events, new products, etc. By clarifying how network structures affect learning outcomes for a society of naifs, we aim to provide a framework for understanding such changes.

Second, while [Eyster and Rabin \(2010\)](#)'s original model of inferential naiveté considers a setting where every agent observes the actions of all predecessors (i.e. a complete network), we believe agents are more likely to apply this kind of inference heuristic in settings where they either have a limited knowledge of the true network (for instance, they are uncertain as to the order in which their predecessors moved) or the network is known but very complicated. In these settings, the correct Bayesian belief given one's observations can be very difficult to calculate, so agents are more likely to resort to behavioral heuristics. Indeed, the experiments of [Eyster, Rabin, and Weizsacker \(2015\)](#) and [Mueller-Frank and Neri \(2015\)](#) support this view.

1.1 Preview of Results

In a setting where agents’ actions are rich enough to fully reflect their beliefs, we obtain a simple linear expression of agent actions in terms of private signals and network structure. We exploit this expression to develop a necessary and sufficient condition for a society of naifs to learn correctly: no agent has too much “influence”. We identify the relevant notion of influence in a sequential learning setting with naive agents, which turns out to be related to the number of network paths terminating at each agent. This differs from other concepts of influence identified so far in the literature, because in sequential learning games early movers are observed by many successors, an asymmetry which is absent in other social learning models.

We then derive a formula for the probability of asymptotic social mislearning as a function of the network structure. We apply this formula to a number of commonly used network models and find two new effects distinguishing naive sequential learning from opposite predictions in the existing literature. In a model with uniform link strength between agents, society is more likely to mislearn when there are more links. When society is composed of two homophilic subgroups, mislearning is more likely when networks are more integrated. A theme is that changes in network structure that would increase the speed of learning in rational and DeGroot models tend to make mislearning more likely in our model. This is because under inferential naiveté, faster convergence of beliefs creates more redundancy whereas slower convergence of beliefs tends to mean information from more independent sources is incorporated into the social consensus.

Then, we show that if agents’ actions only coarsely reflect their beliefs and society is segregated, then two homophilic social subgroups can disagree forever. Because of agents’ naiveté and the limited information conveyed by actions, disagreement can persist even when agents observe the actions of many individuals from the other group. We thus contribute to an active literature on disagreement ([Acemoglu, Como, Fagnani, and Ozdaglar \(2013\)](#), [Acemoglu, Chernozhukov, and Yildiz \(2016\)](#), [Sethi and Yildiz \(2012\)](#)) by demonstrating that network homophily (i.e. segregation) can sustain divergence in beliefs.

Finally, we conduct an experiment to distinguish the naive learning model from the rational learning model in terms of their comparative statics predictions. We place subjects in sequential networks of 40 agents, with each agent observing each predecessor independently with probability $p = \frac{1}{4}$ in the sparse treatment and $p = \frac{3}{4}$ in the dense treatment. We find that learning outcomes for later subjects are worse on denser networks: the final 8 agents in each network guess the state correctly 78% of the time in the sparse treatment compared to 73% in the dense treatment (p -value 0.0239). Equivalently, the accuracy gains from social learning for these agents are twice as large in the sparse treatment as in the dense treatment. This is consistent with models of inferential naiveté, including the functional form developed

in Section 2, but inconsistent with the rational model.

The rest of the paper is organized as follows: the remainder of Section 1 reviews related literature. Section 2 introduces the model of naive sequential learning on a network. Section 3 contains a path-counting interpretation of actions and a necessary and sufficient condition for correct social learning based on a suitable notion of “influence” in the network. Section 4 begins by deriving a formula for the probability of mislearning on a general network, then applies this expression to a number of canonical network models and obtains comparative statics on the probability of mislearning with respect to network parameters. Section 5 contains results about disagreement in homophilic societies when actions only coarsely reflect beliefs. We present our experimental design and evidence in Section 6. Section 7 concludes. Appendix A presents some further comparative statics and Appendix B contains omitted proofs. The Online Appendix contains several simulations to check the robustness of our results to a different interpretation of network weights and to different signal structures, as well as some relegated details about the experiment.

1.2 Related Literature

1.2.1 Other Models of Misspecified Learning on Networks

This paper complements three recent papers discussing social learning models that include naive sequential learning as a special case. [Mueller-Frank and Neri \(2015\)](#) consider naive learning in a broader class of network observation environments and discuss conditions on utility functions and signal structure guaranteeing that naive agents will learn correctly on *all* networks. [Eyster and Rabin \(2014\)](#) show that mislearning occurs with positive probability for a general class of social learning rules that can accommodate naive learning with network observation. [Bohren \(2016\)](#) fixes a particular network structure where agents randomly see all or none of their predecessors and allows agents to misperceive the fraction of agents who do have neighbors. We build upon these initial results by explicitly characterizing behavior and learning outcomes in terms of the observation network. While these previous papers find sufficient conditions for mislearning with positive probability, we provide both necessary and sufficient conditions for failures of naive social learning. Furthermore, we compare the extent of welfare loss across different situations where naive learning is imperfect, whereas previous literature is silent about such comparisons.

1.2.2 Effect of Network Structure on Learning Outcomes

Our work also relates to a number of papers examining the role of network structure in social learning, as surveyed by [Golub and Sadler \(2016\)](#). While the existing literature focuses on whether society learns the true state and convergence to consensus, we provide a richer

analysis of learning failures. Most notably we take comparative statics of the probability of correct learning in the network structure, so we can meaningfully compare learning outcomes even when asymptotic learning fails.

One strand of this literature characterizes network features that lead to correct asymptotic learning for Bayesian agents who move sequentially, including [Acemoglu, Dahleh, Lobel, and Ozdaglar \(2011\)](#) and [Lobel and Sadler \(2015\)](#). We consider instead a version of the problem where the sequential learners suffer from naive inference.

Another strand of this literature looks at heuristic learning rules, most often DeGroot learning, and the role that network structure plays in such non-Bayesian learning settings. These papers deal with situations where networked agents learn from the same set of neighbors by repeatedly observing those neighbors' decisions. Our focus is on examining the same question of how network structure interacts with non-Bayesian learning, but in a sequential learning setting where agents move in order and each acts once, such as generations of doctors choosing between medical treatments or consumers choosing between two rival products. [DeMarzo, Vayanos, and Zwiebel \(2003\)](#) show that consensus opinion in a DeGroot learning setting is correct if and only if no agent has excess influence relative to the precision of their private signal. [Golub and Jackson \(2012\)](#) show that speed of learning is reduced by the presence of homophily in a society and provide a voting example where time until a correct majority vote is increasing and convex in the extent of homophily. These results contrast with our sequential model, where early agents usually have excess influence and faster learning can be harmful.

In a model where networked agents interact repeatedly using an arbitrary social learning rule, [Molavi, Tahbaz-Salehi, and Jadbabaie \(2016\)](#) axiomatize “log-linear learning”, where the log-odds ratio of each player's belief in period $t + 1$ equals to a linear combination of the log-odds ratios of her neighbors' beliefs from period t . This characterization resembles our [Lemma 1](#) and [Lemma 2](#), which show that log-linear learning also appears in a sequential learning model under our inferential naiveté assumption. [Levy and Razin \(2017\)](#) define the Bayesian Peer Influence heuristic, which is based on the same error as our behavioral assumption, in the same repeated interaction setting. As in DeGroot learning, agents learn correctly on large networks under their heuristic if no agent's eigenvector centrality is disproportionately large.

The insight that certain observation network structures can be helpful for rational learners but harmful to behavioral learners has been explored in the setting of word-of-mouth learning. [Ellison and Fudenberg \(1995\)](#) study this problem for behavioral agents choosing between two alternatives — each period, a fraction of the population updates their choices by sampling the current-period experiences of some individuals from the society and changing their own action to the alternative with a higher average payoff in the sample. The authors

showed that efficient social learning requires an intermediate sample size, as society fails to converge to a consensus when the sample is too large. However, [Banerjee and Fudenberg \(2004\)](#) show that for rational word-of-mouth learners, a large sample size ensures efficient social learning in equilibrium.

1.2.3 Experimental Evidence for the Behavioral Assumption

Our experimental results add to a growing body of evidence that subjects do not properly account for correlations in social learning settings. In a field experiment where agents interact repeatedly with the same set of neighbors, [Chandrasekhar, Larreguy, and Xandri \(2015\)](#) find agents fail to account for redundancies. [Enke and Zimmermann \(2016\)](#) show that correlation neglect is prevalent even in simple environments where the observed information sources are mechanically correlated.

Most closely related to the present work, the laboratory games in [Eyster, Rabin, and Weizsacker \(2015\)](#) and [Mueller-Frank and Neri \(2015\)](#) directly evaluate behavioral assumptions matching ours. [Eyster, Rabin, and Weizsacker \(2015\)](#) find that on the complete observation network more agents match the rational model than the naive model. On a more complex network the naive model matches more observations than the rational model, though most actions do not fit either model exactly. [Mueller-Frank and Neri \(2015\)](#) find most observations are consistent with our behavioral assumption (which they call quasi-Bayesian updating) in a setting where agents have limited information about the network. By indirectly distinguishing the naive and rational models through their competing comparative statics predictions in our environment, we are able to cleanly test redundancy neglect more broadly against rational updating. But our experimental evidence could be consistent with several functional forms of naive updating, and our theoretical work analyzes the most tractable model.

2 Model

2.1 Sequential Social Learning on a Network

There are two possible states of the world, $\omega \in \{0, 1\}$, both equally likely. There is an infinite sequence of agents indexed by $i \in \mathbb{N}$. Agents move in order, each acting once. On her turn, agent i observes a private signal s_i from signal space S , as well as the actions of some previous agents. Then, i chooses an action $a_i \in [0, 1]$ to maximize the expectation of

$$u_i(a_i, \omega) := -(a_i - \omega)^2$$

given her belief about ω , so her chosen action corresponds to the probability she assigns to the event $\{\omega = 1\}$.

Private signals (s_i) are i.i.d. conditional on the state of the world. To simplify notation, we assume that every $s \in S$ satisfies $0 < \mathbb{P}[\omega = 1 | s_i = s] < 1$, so that no signal is fully revealing about the state of the world. To avoid trivialities, assume $\mathbb{E}[\mathbb{P}[\omega = 1 | s_i = s] | \omega = 1] > \frac{1}{2}$, so that the signal structure is not fully uninformative.

In anticipation of our behavioral assumption, we will now assume that the signal structure has unbounded informativeness:

Assumption 1 (Unbounded Signal Informativeness). *For every $p \in (0, 1)$, there exists some $s \in S$ such that $\mathbb{P}[\omega = 1 | s_i = s] = p$.*

Our initial results in Sections 2 and 3 will not require any further assumptions on the signal structure. For our results in Section 4, we will assume signals are Gaussian and symmetric across the two states:

Assumption 2 (Gaussian Signals). *When $\omega = 1$, we have $s_i \sim \mathcal{N}(1, \sigma^2)$. When $\omega = 0$, we have $s_i \sim \mathcal{N}(-1, \sigma^2)$.*

Write $N_i \subseteq \{1, 2, \dots, i-1\}$ for the subset of i 's predecessors whose actions i can observe. Members of N_i are called *neighbors* of i . The sets (N_i) define a directed network. The adjacency matrix M of the network is defined by $M_{i,j} = 1$ if $j \in N_i$ and $M_{i,j} = 0$ otherwise. Because of the sequential observation structure, M is lower-triangular with diagonal entries all equal to zero.

If $M_{i,j} = 1$ whenever $j < i$, then M is associated with the complete network (up to the constraint that earlier agents cannot observe the behavior of later agents). In that case, we recover the commonly used social learning model where every agent observes the actions of all predecessors.

2.2 Behavioral Assumption

A growing body of recent evidence in psychology and economics shows that agents learning from peers are often not fully correct in their treatment of social structure. Instead of calculating the optimal Bayesian behavior that fully takes into account all that they know about the network and signal structure, agents often apply heuristic simplifications to their environment and then act according to the solution of this simpler problem. When networks are complicated and/or uncertain, determining Bayesian behavior can be very difficult and these naive learning rules become especially prevalent. Motivated by this observation, we make the following behavioral assumption, which will be maintained throughout.

Assumption 3 (Behavioral Assumption). *Each agent wrongly believes that each predecessor chooses an action to maximize her expected payoff based on only her private signal, and not on her observation of other agents.*

The behavioral assumption can be equivalently described as misperceiving $N_j = \emptyset$ for all $j < i$. Under this interpretation, agents act as if their neighbors do not observe anyone.

Besides the error in Assumption 3, agents are otherwise correctly specified and Bayesian. They correctly optimize their expected utility given their mistaken beliefs.

Remark 1. Thanks to Unbounded Signal Informativeness (Assumption 1), every action that a predecessor might take can be rationalized using only their private signal. This means a naive agent acting according to Assumption 3 will never be “surprised” by a predecessor’s action that she deems impossible. The social learning model with Assumption 3 is therefore well-defined.

Remark 2. The behavior given by Assumption 3 is cognitively simple in that it does not rely on agent’s knowledge about the network or even knowledge about the order in which the predecessors moved. So our model applies even to complex environments with random arrival of agents and/or random networks. In such environments, the naiveté assumption may be more realistic than assuming full knowledge about the observation structure and the move order.

In the literature, Assumption 3 was first considered in a sequential learning setting by [Eyster and Rabin \(2010\)](#), who coined the term “best-response trailing naive inference” (BRTNI) to describe this behavior. They find that even in an “information-rich” setting where private signals have full support and actions perfectly reveal beliefs, BRTNI agents on a complete network have a positive probability of converging to playing the wrong action.

Lemma 1 characterizes the behavior of a naive agent who sees private signal s_i and the profile of neighbor actions $(a_j)_{j \in N_i}$. To state the lemma and our subsequent results, it is convenient to first perform the following change of variables:

Notation 1. $\tilde{s}_i := \ln \left(\frac{\mathbb{P}[\omega=1|s_i]}{\mathbb{P}[\omega=0|s_i]} \right)$, $\tilde{a}_i := \ln \left(\frac{a_i}{1-a_i} \right)$

In words, \tilde{s}_i is the log-likelihood ratio of the events $\{\omega = 1\}$ and $\{\omega = 0\}$ given signal s_i , while \tilde{a}_i is the log-likelihood ratio of $\{\omega = 1\}$ and $\{\omega = 0\}$ corresponding to action a_i . That is to say, if a_i is optimal given i ’s beliefs, then \tilde{a}_i is the log-likelihood ratio of $\{\omega = 1\}$ and $\{\omega = 0\}$ according to i ’s beliefs. Note the transformations from s_i to \tilde{s}_i and from a_i to \tilde{a}_i are bijective, so no information is lost when we relabel variables.

Lemma 1. *A naive agent who observes private signal s_i and the profile of neighbor actions $(a_j)_{j \in N_i}$ plays a_i such that $\tilde{a}_i = \tilde{s}_i + \sum_{j \in N_i} \tilde{a}_j$.*

The key step is to see that, due to naiveté, agent i who observes action a_j wrongly infers that j 's private log signal must satisfy $\tilde{s}_j = \tilde{a}_j$. (This inference is possible since the continuum action set is rich enough to exactly reveal beliefs of predecessors.) This means i 's belief about the state of the world can be expressed simply in terms of the $(\tilde{a}_j)_{j \in N_i}$ that she observes. The action a_i is the product of the relevant likelihoods because a naive agent assumes observed actions are independent, and therefore \tilde{a}_i is the sum of the corresponding log-likelihood ratios.

This lemma characterizes agent behavior by expressing actions in terms of observed information. Moreover, the relevant formula is simple and linear. In Theorem 1, we will use Lemma 1 to express actions in terms of only signals and the network structure.

2.3 Weighted Network Edges

In Section 4, we will derive comparative statics with respect to the network structure. Because studying continuous changes in the network is more tractable than discrete changes, we extend our network model to allow non-integer weights on network edges.

Henceforth our adjacency matrix entries can be real numbers $M_{i,j}$, which we usually take to lie in the interval $[0, 1]$. Below we give two interpretations of non-integer weights implying that naive agents act according to the formula

$$\tilde{a}_i = \tilde{s}_i + \sum_{j \in N_i} M_{i,j} \tilde{a}_j,$$

which is a version of Lemma 1 where observed neighbor actions $(\tilde{a}_j)_{j \in N_i}$ are assigned weights proportional to the corresponding link weights $(M_{i,j})_{j \in N_i}$. The underlying idea is that agents place more trust in or more emphasis on neighbors with whom their connections are stronger.

Noisy Observations Interpretation: This interpretation applies when signals are Gaussian as in Assumption 2. Suppose that instead of observing \tilde{a}_j , agent i observes $\tilde{a}_j + \epsilon_{i,j}$, where $\epsilon_{i,j} \sim \mathcal{N}\left(0, \frac{4}{\sigma^2} \left(\frac{1}{M_{i,j}} - 1\right)\right)$ is a Gaussian random variable with mean zero and variance decreasing in $M_{i,j}$, the weight of the network edge from i to j . Note that $M_{i,j} = 0$ corresponds to i observing a signal about \tilde{a}_j with “infinite variance”, i.e. a purely uninformative signal. On the other hand, $M_{i,j} = 1$ means i observes \tilde{a}_j perfectly. We then consider actions in the case where observations are correct (or equivalently, actions of agents who mistakenly perceive observation as noisy).

Generations Interpretation: Replace each agent i with a continuum of agents $[0, 1]$, interpreted as the i^{th} generation. Each member of generation i has $M_{i,j}$ chance of observing a uniformly random member of generation j , where the randomization over observation or no observation is independent across members of generation i . Everyone in generation i receives

the same private signal s_i , and we re-interpret a_i as the average action among generation i .¹

By arguments analogous to Lemma 1, it is easy to show that:

Lemma 2. *Under either the Noisy Observations Interpretation or the Generations Interpretation, $\tilde{a}_i = \tilde{s}_i + \sum_{j \in N_i} M_{i,j} \tilde{a}_j$.*

Intuitively, a weighted network with all link weights in the interval $[0, 1]$ is a deterministic version of the random network model where link (i, j) is formed with probability $M_{i,j}$. In the Online Appendix, we use simulations to check that several of the results proved for weighted networks in Section 4 continue to hold in the analogous random network models.

Remark 3. One distinction between our model and DeGroot is that we allow for agents to have any out-degree, while the DeGroot heuristic requires all agents' weights sum to one. When edges are not weighted, so that all $M_{i,j} \in \{0, 1\}$, any agent with multiple observations has out-degree greater than one.

But we can embed DeGroot learning with k agents in our model (with a slight modification so that only the first k agents receive signals). Consider our sequential model with agents grouped into blocks of k , where agents $tk + 1, tk + 2, \dots, (t + 1)k$ correspond to the period t actions of the k agents in the DeGroot model. Agents $1, \dots, k$ receive private signals and have no observations. For $t \geq 1$, agents $tk + 1, tk + 2, \dots, (t + 1)k$ do not have private signals and are connected only to the agents in the previous block, with edge weights equal to the DeGroot weights. Under this setup, the action of agent $tk + j$ in the sequential model is equal to the period t action of agent j in the DeGroot model.

3 Social Influence and Learning

3.1 Path-Counting Interpretation of Actions

If players were Bayesians, then the vector of their actions (a_i) would be a complicated function of their signal realizations, (s_i) . We now show that with naive agents, actions actually have a simple (log-)linear expression in terms of paths in the network. This result requires no further assumptions about the signal structure.

Below we abuse notation by using M to also refer to the $n \times n$ upper-left submatrix of M .

¹A model where each generation contains a continuum of agents is central to [Gagnon-Bartsch and Rabin \(2016\)](#)'s study of naive social learning. We stipulate that generation i players make i.i.d. observations of generation j 's behavior, just as members of the same generation receive i.i.d. private signals in [Gagnon-Bartsch and Rabin \(2016\)](#).

Theorem 1. For each n , the actions of the first n naive agents are determined by

$$\begin{pmatrix} \tilde{a}_1 \\ \vdots \\ \tilde{a}_n \end{pmatrix} = (I - M)^{-1} \cdot \begin{pmatrix} \tilde{s}_1 \\ \vdots \\ \tilde{s}_n \end{pmatrix}.$$

So, \tilde{a}_i is a linear combination of $(\tilde{s}_j)_{j=1}^n$, with coefficients given by the number of weighted paths from i to j in the network with adjacency matrix M .²

Proof. By Lemma 2, for each i we have $\tilde{a}_i = \tilde{s}_i + \sum_{j \in N_i} M_{i,j} \tilde{a}_j$. In vector notation, we therefore have:

$$\begin{pmatrix} \tilde{a}_1 \\ \vdots \\ \tilde{a}_n \end{pmatrix} = \begin{pmatrix} \tilde{s}_1 \\ \vdots \\ \tilde{s}_n \end{pmatrix} + M \cdot \begin{pmatrix} \tilde{a}_1 \\ \vdots \\ \tilde{a}_n \end{pmatrix}$$

Algebra then yields the desired expression. Note that $(I - M)$ is invertible because M is lower triangular with all diagonal entries equal to zero.

To see the path-counting interpretation, write $(I - M)^{-1} = \sum_{k=0}^{\infty} M^k$. Here, $(M^k)_{i,j}$ counts the number of weighted paths of length k from i to j . \square

Theorem 1 expresses agent behavior in terms of only the network structure and signal realizations. Actions are a linear combination of signals, where the weights have a simple formula in terms of the adjacency matrix.

From a combinatorial perspective, the formula says that the influence of j 's signal on i 's action depends on the number of weighted paths from i to j . "Weighted paths" means the path passing through agents i_0, \dots, i_K is counted with weight $\prod_{k=0}^{K-1} M_{i_k, i_{k+1}}$.

Notably, this expression does not depend on any functional form assumptions about signals.

Example 1. Suppose $n = 4$ and every agent observes every predecessor. Agent 1 can only use her own private signals, so $\tilde{a}_1 = \tilde{s}_1$. Agent 2 (correctly) believes that agent 1's decision reflects her private signal, so agent 2's log-action is given by $\tilde{a}_2 = \tilde{a}_1 + \tilde{s}_2 = \tilde{s}_1 + \tilde{s}_2$. From the behavioral assumption, agent 3 (wrongly) reasons that all predecessors only had access to their own private signals, so she plays $\tilde{a}_3 = \tilde{a}_1 + \tilde{a}_2 + \tilde{s}_3 = 2\tilde{s}_1 + \tilde{s}_2 + \tilde{s}_3$, where we substituted expressions for \tilde{a}_1 and \tilde{a}_2 just established. By similar arguments, we can get $\tilde{a}_4 = \tilde{a}_1 + \tilde{a}_2 + \tilde{a}_3 + \tilde{s}_4 = 4\tilde{s}_1 + 2\tilde{s}_2 + \tilde{s}_3 + \tilde{s}_4$.

²Recall that M is lower-triangular due to sequential learning imposing the restriction that agent i does not observe any agent j for $j > i$. Therefore, the set of *paths* between two agents is the same as the set of *walks* between them.

Viewed as a network, the observation structure is the complete network given by:

$$M = \begin{pmatrix} 0 & 0 & 0 & 0 \\ 1 & 0 & 0 & 0 \\ 1 & 1 & 0 & 0 \\ 1 & 1 & 1 & 0 \end{pmatrix}.$$

According to Theorem 1, for any signal structure, we have

$$\begin{pmatrix} \tilde{a}_1 \\ \tilde{a}_2 \\ \tilde{a}_3 \\ \tilde{a}_4 \end{pmatrix} = \left(I_{4 \times 4} - \begin{pmatrix} 0 & 0 & 0 & 0 \\ 1 & 0 & 0 & 0 \\ 1 & 1 & 0 & 0 \\ 1 & 1 & 1 & 0 \end{pmatrix} \right)^{-1} \cdot \begin{pmatrix} \tilde{s}_1 \\ \tilde{s}_2 \\ \tilde{s}_3 \\ \tilde{s}_4 \end{pmatrix} = \begin{pmatrix} 1 & 0 & 0 & 0 \\ 1 & 1 & 0 & 0 \\ 2 & 1 & 0 & 0 \\ 4 & 2 & 1 & 1 \end{pmatrix} \cdot \begin{pmatrix} \tilde{s}_1 \\ \tilde{s}_2 \\ \tilde{s}_3 \\ \tilde{s}_4 \end{pmatrix}$$

where $I_{4 \times 4}$ is the 4 by 4 identity matrix. This is the same as what we established above.

Next, to illustrate the path-counting interpretation, notice agent 1’s log private signal \tilde{s}_1 appears with weights 1, 1, 2, and 4 in log-actions $\tilde{a}_1, \tilde{a}_2, \tilde{a}_3, \tilde{a}_4$. We now verify these these numbers are precisely the number of paths from various agents to agent 1. Agent 1 has one trivial path of length 0 to herself. Agent 2 has one path of length 1 to agent 1. Agent 3 has two paths to agent 1, namely $3 \rightarrow 2 \rightarrow 1$ and $3 \rightarrow 1$. Finally, agent 4 has 4 paths to agent 1, which are $4 \rightarrow 3 \rightarrow 2 \rightarrow 1$, $4 \rightarrow 3 \rightarrow 1$, $4 \rightarrow 2 \rightarrow 1$, and $4 \rightarrow 1$.

In general, in a complete network, for $i > j$ there exist exactly 2^{i-j-1} paths from i to j , so we have $\tilde{a}_i = \tilde{s}_i + \sum_{j=1}^{i-1} 2^{i-j-1} \tilde{s}_j$. \blacklozenge

Our Theorem 1 resembles Proposition 2 from [Mobius, Phan, and Szeidl \(2015\)](#). In a learning environment with binary states of the world and binary signal of either -1 or 1 , [Mobius, Phan, and Szeidl \(2015\)](#) proposed a learning rule where each agent i calculates the sum of her private signal and “summary reports” that she receives from others, then communicates this sum as a “summary report” in future interactions. Under this rule, the contribution of i ’s signal to j ’s belief depends on the number of paths between them in the communication network. Interestingly, we find that the same sort of path-based dependence arises endogenously in a model founded on sequential moves and naive inference about the source of predecessors’ actions, but without explicit communication between players.

3.2 Condition for Correct Learning

We will now use the representation result of Theorem 1 to study which networks lead to mislearning by naive agents. We first define what it means for society to learn correctly in terms of convergence of actions.

Definition 1. Society *learns correctly in the long-run* if (a_n) converges to ω in probability.

In a setting where society learns correctly in the long-run, agent n becomes very likely to believe strongly in the true state of the world as n grows large.

We define below a notion of network influence for the sequential social learning environment, which plays a central role in determining whether society learns correctly in the long-run for a broad class of signal structures.

Definition 2. Let $b_{i,j} := (I - M)_{ij}^{-1}$ be the number of weighted paths from i to j in network M .

Without network weights, $b_{i,j}$ is equal to the number of paths from i to j . With network weights, each path is counted with multiplicity equal to the product of the weights of the edges included in the path. Because of Theorem 1, these path counts are important to our analysis.

Definition 3. For $n > i$, the *influence* of i on n is $I(i, n) := b_{n,i} / \sum_{j=1}^n b_{n,j}$.

That is to say, influence of i on n is the fraction of paths from n that end at i .

An alternate definition of influence appears in [Golub and Jackson \(2010\)](#), who study naive social learning in a network where agents act simultaneously each period. For them, the influence of an agent i is determined by the unit left eigenvector of the updating matrix, which is proportional to i 's degree in an undirected network with symmetric weights. When we embed the DeGroot model in our sequential model as in Remark 3, the eigenvector-based definition of influence for the i^{th} DeGroot agent is equal to the limit $\lim_{n \rightarrow \infty} I(i, n)$ of i 's influence under our definition. [Golub and Jackson \(2010\)](#) show that, roughly speaking, society learns the true state of the world with certainty if and only if the influence of every agent converges to 0 as network size grows. We show below that the same condition characterizes correct social learning in our model, but under our definition of influence and for general sequential network structures. Both definitions are related to the proportion of walks terminating at an agent, but because of the asymmetry between earlier and later agents in the sequential setting, the distribution of walks tends to be more unbalanced.

We will make the following connectedness assumption on M .

Assumption 4 (Connectedness Assumption). *There is an integer N and constant $C > 0$ such that for all $i > N$, there exists $j < N$ with $b_{i,j} \geq C$.*

Intuitively, this says that all sufficiently late agents indirectly observe some early agent. When all links have weight 0 or 1, this assumption holds if and only if there are only finitely many agents who have no neighbors. If such a network fails the connectedness assumption, then clearly the infinitely many agents without neighbors will prevent society from learning correctly.

Theorem 2. *Suppose the connectedness assumption holds and \tilde{s}_i has finite variance. Society learns correctly in the long-run if and only if $\lim_{n \rightarrow \infty} I(i, n) = 0$ for all i .*

Theorem 2 says that beliefs always converge to the truth if and only if no agent has undue influence in the network. This is a recurring insight in research on social learning on networks, beginning with the “royal family” example and related results in [Bala and Goyal \(1998\)](#). As discussed above, our condition for learning correctly has a similar structure to a condition in [Golub and Jackson \(2010\)](#). The idea that a few influential agents can drive mislearning is also central to [Acemoglu, Ozdaglar, and ParandehGheibi \(2010\)](#). There, influence depends on whether agents are “forceful” and not only on their network position. The main contribution of Theorem 2 is to identify the relevant measure of influence in a sequential learning setting with naive agents.

The idea behind the proof is that if there were some i and $\epsilon > 0$ such that $I(i, n) > \epsilon$ for infinitely many n , then i exerts at least ϵ influence on all these future players. Since \tilde{s}_i is unbounded, there is a rare but positive probability event where i gets such a strong but wrong private signal so that any future player who puts ϵ weight on \tilde{s}_i and $(1 - \epsilon)$ weight on other signals would come to believe in the wrong state of the world with high probability. But this would mean infinitely many players have a high probability of believing in the wrong state of the world, so society fails to learn correctly. To gain an intuition for the converse, first observe that $\tilde{a}_n = \|b_n\|_1 \sum_{i=1}^n I(i, n) \tilde{s}_i$. In the event that $\omega = 1$, the mean of \tilde{a}_n converges to infinity with n . So, provided the variance of \tilde{a}_n is small relative to its mean, \tilde{a}_n will converge to infinity in probability and society will learn correctly. Since the log signals (\tilde{s}_i) are i.i.d., the variance of \tilde{a}_n is small relative to its mean precisely when all of the weights $I(i, n)$ in the summand are small — but this is guaranteed by the condition on influence $\lim_{n \rightarrow \infty} I(i, n) = 0$.

4 Comparative Statics

In this section, we first derive a formula for the probability of asymptotic mislearning as a function of the observation network. Then, applying this expression to several canonical network structures, we compute comparative statics of this probability with respect to network parameters.

The first network structure we consider assigns the same weight to each link. Next, we study a homophilic network structure with agents split into two groups, allowing different weights on links within groups and between groups. As extensions, in [Appendix A](#) we consider variations of these networks where link weights decay exponentially with distance, the network where all agents have the same fixed out-degree, and a mix of naive and autarkic agents.

4.1 Probability of Mislearning

In Section 4, we assume signals are Gaussian and symmetric across the two states as in Assumption 2 in order to get tractable closed-form results.

From simulations using other signal structures in the Online Appendix, the Gaussian assumption does not seem to substantially change results. The Gaussian signal structure also allows us to draw a parallel between our setting of social learning with sequential movers to a setting of social learning with simultaneous movers, where each agent acts in every period. If we impose the same behavioral assumption and the Gaussian signal assumption in the simultaneous move environment, we find that players act according to the DeGroot heuristic (DeMarzo, Vayanos, and Zwiebel, 2003).

With Gaussian signals, we can give explicit expressions for the distributions of agent actions in each period. To this end, we first state a convenient fact about models with binary states and Gaussian signals: the associated log-likelihood ratios also happen to have a Gaussian distribution:

Lemma 3. *Under Assumption 2, $\tilde{s}_i = 2s_i/\sigma^2$.*

We now show the probability that agent n is correct about the state is related to the ratio of ℓ_1 norm to ℓ_2 norm of the vector of weighted path counts to n 's predecessors, $\vec{b}_n := (b_{n,1}, \dots, b_{n,n})$. The ratio $\frac{\|\vec{b}_n\|_1}{\|\vec{b}_n\|_2}$ can be viewed as a measure of distributional equality for the vector of weights \vec{b}_n .³ Indeed, among positive n -dimensional vectors \vec{b}_n with $\|\vec{b}_n\|_1 = 1$, the ℓ_1/ℓ_2 ratio is minimized by the vector $\vec{b}_n = (1, 0, \dots, 0)$ and maximized by the vector $\vec{b}_n = (\frac{1}{n}, \frac{1}{n}, \dots, \frac{1}{n})$.

The next lemma gives the ex-ante distribution of agent n 's log-action.

Lemma 4. *When $\omega = 1$, the log-action of agent n is distributed as $\tilde{a}_n \sim \mathcal{N}\left(\frac{2}{\sigma^2}\|\vec{b}_n\|_1, \frac{4}{\sigma^2}\|\vec{b}_n\|_2^2\right)$.*

As $\frac{\|\vec{b}_n\|_1}{\|\vec{b}_n\|_2}$ increases, the probability of agent n playing higher actions in state $\omega = 1$ also increases. In other words, the agent is more likely to be correct about the state when the vector of path counts is more evenly distributed. This should make intuitive sense as she is more likely to be correct when her action is the average of many independent signals with roughly equal weights, and less likely to be correct when her action puts disproportionately heavy weights on a few signals.

The proof of Lemma 4 first expresses $\tilde{a}_n = \sum_{i=1}^n b_{n,i}\tilde{s}_i$ using Theorem 1, then observes (s_i) are distributed i.i.d. $\mathcal{N}(1, \sigma^2)$ conditional on $\omega = 1$. This means (\tilde{s}_i) are also conditionally i.i.d. Gaussian random variables, due to Lemma 3. As a sum of conditionally i.i.d. Gaussian

³In fact, the ratio of ℓ_1 to ℓ_2 norm has been used in the applied mathematics literature as a measure of normalized sparsity in matrix factorization and blind deconvolution (Hoyer, 2004; Krishnan, Tay, and Fergus, 2011).

random variables, the action \tilde{a}_n is itself Gaussian. The result follows from calculating the mean and variance of this sum.

As an immediate corollary, we can express in terms of the network structure the ex-ante probability that agent n puts more confidence in the state being $\omega = 0$ when in fact $\omega = 1$.

Theorem 3. $\mathbb{P}[\tilde{a}_n < 0 | \omega = 1] = \Phi\left(\frac{1}{\sigma} \cdot \frac{\|\tilde{b}_n\|_1}{\|\tilde{b}_n\|_2}\right)$.

For the remainder of this section, we will study specific weighted networks where the ratio $\frac{\|\tilde{b}_n\|_1}{\|\tilde{b}_n\|_2}$ can be expressed in terms of interpretable network parameters. Our basic technique is to count paths on a given network using an appropriate recurrence relation, and then to apply Lemma 4 and Theorem 3. This will allow us to relate network parameters to learning outcomes.

For the remainder of this section, let the signal variance $\sigma^2 = 1$.

4.2 Uniform Weights

The simplest network we consider assigns the same weight $p \in [0, 1]$ to each feasible link. This network is analogous to an Erdős–Rényi random network, where each feasible link is present with a fixed probability p . By varying the value of p , we can ask how link density affects the probability of mislearning, which we now define.

Definition 4. Society *learns correctly* when $\lim_{n \rightarrow \infty} a_n = \omega$. Society *mislearns* when $\lim_{n \rightarrow \infty} a_n = 0$ but $\omega = 1$, or when $\lim_{n \rightarrow \infty} a_n = 1$ but $\omega = 0$.

Society learns correctly when all late enough agents are very confident in the true state, and mislearns when all late enough agents are very confident but incorrect.

Proposition 1. *When $p \in (0, 1]$, agents' actions a_n converge to 0 or 1 almost surely. The probability that society mislearns is $\Phi\left(-\sqrt{\frac{p+2}{p}}\right)$ where Φ is the standard Gaussian distribution function. This probability is strictly increasing in p .*

The first statement of the proposition tells us that agents eventually agree on the state of the world, and that these beliefs are arbitrarily strong after some time. These consensus beliefs need not be correct, however. The probability of society converging to incorrect beliefs is non-zero for all positive p , and increases in p . When the observational network is more densely connected, society is more likely to be wrong, as in Figure 1.

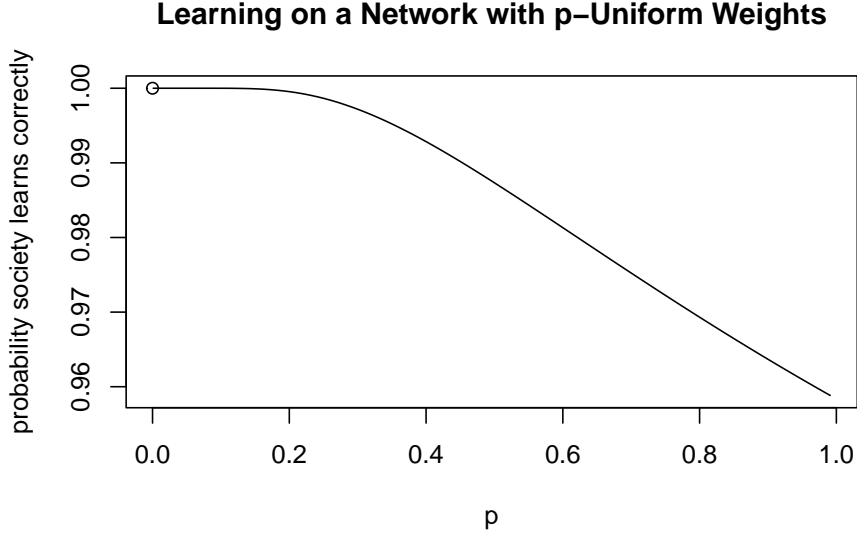


Figure 1: Probability that society learns correctly on a network where all links have weight p . See Remark 5 for the discontinuity at $p = 0$.

When the observation network is sparse (i.e. p is low), early agents' actions convey a large amount of independent information because they do not influence each other too much. This facilitates later agents' learning. For high p , early agents' actions are highly correlated, so later naive agents cannot recover the true state as easily. A related intuition compares agents' beliefs about network structure to the actual network: as p grows, agents' beliefs about the network structure differ more and more from the true network. To complement this theoretical result, in Section 6 we conduct a sequential learning experiment to evaluate the comparative static. In line with the intuition above, we find that human subjects indeed do worse in the learning game when the density of the observation network increases.

The proof relies on the recurrence relation $b_{n,i} = (1 + p)b_{n-1,i}$. To see this recurrence holds, let Ψ_n be the set of all paths from n to i and Ψ_{n-1} be the set of all paths from $n-1$ to i . For each $\psi \in \Psi_{n-1}$, $\psi = (n-1) \rightarrow j_1 \rightarrow j_2 \rightarrow \dots \rightarrow i$, we associate two paths $\psi', \psi'' \in \Psi_n$, with $\psi' = n \rightarrow j_1 \rightarrow j_2 \rightarrow \dots \rightarrow i$ and $\psi'' = n \rightarrow (n-1) \rightarrow j_1 \rightarrow j_2 \rightarrow \dots \rightarrow i$. This association exhaustively enumerates all paths in Ψ_n as we consider all $\psi \in \Psi_{n-1}$. Path ψ' has the same weight as ψ since they have the same length, while path ψ'' has p fraction of the weight of ψ since it is longer by one. This shows the weight of all paths in Ψ_n is equal to $1 + p$ times the weight of all paths in Ψ_{n-1} , hence $b_{n,i} = (1 + p)b_{n-1,i}$.

Remark 4. The case $p = 1$ is studied in Eyster and Rabin (2010), who use a slightly different signal structure. In their setting, Eyster and Rabin (2010) show that agents' beliefs converge to 0 or 1 almost surely and derive a non-zero lower bound on the probability of converging

to the incorrect belief. By contrast, our result gives the exact probability of converging to the wrong belief for any $p \in (0, 1]$, under a Gaussian signal structure.

Remark 5. There is a discontinuity at $p = 0$. As p approaches 0, the probability of society eventually learning correctly approaches 1.⁴ But when $p = 0$, each agent only observes her own private signal. In this case there is no social learning since all agents choose actions equal to their signals. This non-convergence of actions means that society never learns correctly.

Remark 6. The idea that increasing the intensity of communication increases the probability that society will converge to wrong beliefs is also discussed by [Mobius, Phan, and Szeidl \(2015\)](#), but under a different mechanism — they argue naive heuristics should become more prevalent as the greater communication intensity leads to a more complex communication network. Our [Proposition 1](#) shows that even when we hold fixed the severity of society’s naiveté, a network featuring more communication is more likely to lead society astray.

In [Appendix A.1](#) we extend the result to networks where each agent has a fixed out-degree d and find that the probability of mislearning is increasing in the out-degree. In [Appendix A.2](#), we extend the uniform weights network to incorporate recency effect: the weight of the link between i and j is δ^{i-j} for some $0 < \delta < 1$, so that more recent predecessors get more weight. Intuitively, this models a situation where agents are better connected to or place more trust in peers who are closer to them in the network. The conclusion that denser network causes more mislearning extends naturally: when $\delta > \frac{1}{2}$, the probability of mislearning is increasing in δ . (Agents learn correctly on the boundary $\delta = \frac{1}{2}$. When $\delta < \frac{1}{2}$, the actions (a_n) almost surely do not converge.)

We also expect the comparative static result to be robust to variations on behavior when agents exhibit redundancy neglect. As an example, we consider a mix of naive agents and autarkic agents who follow only private signals in [Appendix A.3](#). The naive agents eventually agree, and the probability these agents settle on the correct consensus decreases in p .

4.3 Two Groups

We next consider a network with two groups and different weights for links within groups and between groups. This is a deterministic version of a simple example of stochastic block models, which are discussed further in [Section 5](#). By varying the link weights, we will consider how homophily (i.e. segregation in communication) changes learning outcomes.

Odd-numbered agents are in one group and even-numbered agents are in a second group. Each feasible within-group link has weight p_s (s for same) and each between-group link has weight p_d (d for different), so that for $i > j$, the link $M_{i,j} = p_s$ if $i \equiv j \pmod{2}$ and $M_{i,j} = p_d$ otherwise. [Figure 2](#) illustrates the first four agents in a two-groups network.

⁴Although the speed of learning slows.

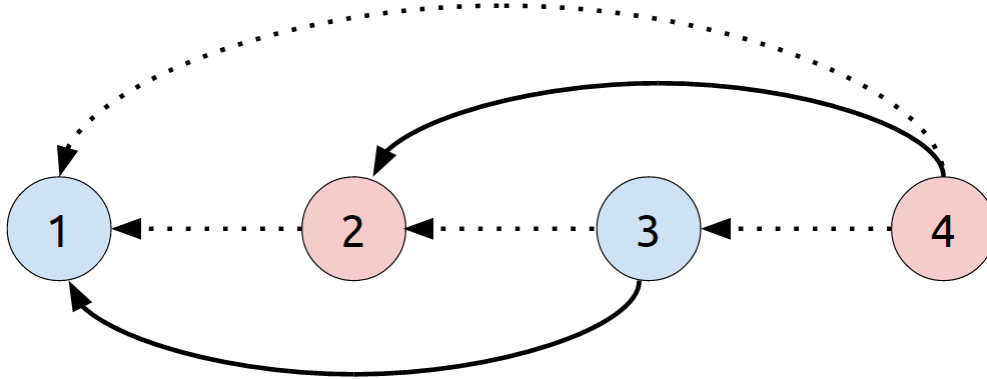


Figure 2: First four agents in a two-groups network. Odd-numbered agents are in one group (blue) while even-numbered agents are in another group (red). A solid arrow indicates a link between an agent and a predecessor from the same group. These links have weight p_s . A dashed arrow indicates a link between an agent and a predecessor from a different group. These links have weight p_d .

We denote the probability of mislearning with weights p_s and p_d as $\xi(p_s, p_d)$.

Proposition 2. *When $p_s \in [0, 1]$ and $p_d \in (0, 1]$, agents' actions a_n converge almost surely to 0 or 1. The partial derivatives of the mislearning probability $\xi(p_s, p_d)$ satisfy $\frac{\partial \xi}{\partial p_d} > \frac{\partial \xi}{\partial p_s} > 0$, i.e. the probability is increasing in p_s and p_d , but increasing p_d has a larger effect than increasing p_s .*

The first statement again says that agents eventually agree on the state and eventually have arbitrarily strong beliefs. The fact that ξ is increasing in p_s and p_d is another example of higher link density implying more mislearning. The comparison $\frac{\partial \xi}{\partial p_d} > \frac{\partial \xi}{\partial p_s}$ tells us that more integrated (i.e. less homophilic) networks are more likely to herd on the wrong state of the world.

Convergence of beliefs is more subtle with two groups, as we might imagine the two homophilic groups holding different beliefs asymptotically. This does not happen because agents have continuous actions that allow them to precisely convey the strength of their beliefs. As such, eventually one group will develop sufficiently strong beliefs to convince the other. (In Section 5, however, we will see that disagreement between two homophilic groups is possible with a coarser action space.)

To see that convergence must occur, observe that the belief of a later agent n depends mostly on the number of paths from that agent to early agents (and those agents' signal realizations). When n is large, most paths from agent n to an early agent pass between the two groups many times. So the number of paths does not depend substantially on agent n 's group. Therefore, agent n 's belief does not depend substantially on whether n is in the odd

group or the even group.⁵

Coleman (1958)’s homophily index equals to $\frac{p_s - p_d}{p_s + p_d}$ for this weighted network. To explore how homophily affects mislearning probability while holding fixed the average degree of each agent, we consider the total derivative $\frac{d}{d\Delta}\xi(p_s + \Delta, p_d - \Delta)$. To interpret, we are considering the marginal effect on mislearning of a Δ increase to all the within-group link weights, coupled with a Δ decrease to all the between-groups link weights. These two perturbations, applied simultaneously, leave each agent with roughly the same total degree and increases the homophily index by $\frac{2\Delta}{p_s + p_d}$. Using the chain rule and Proposition 2,

$$\frac{d}{d\Delta}\xi(p_s + \Delta, p_d - \Delta) = \frac{\partial\xi}{\partial p_s} - \frac{\partial\xi}{\partial p_d} < 0,$$

which means increasing the homophily index of the society always decreases the probability of mislearning. Note that this result holds regardless of whether society is currently homophilic ($p_s > p_d$) or heterophilic ($p_s < p_d$).

An important insight from the literature on social learning on networks is that beliefs converge more slowly on more segregated networks. This intuition is formalized for DeGroot learning in Golub and Jackson (2012), which defines a new measure of homophily and shows that measure also describes the speed of learning. In our model, faster convergence of beliefs tends to imply a higher probability of incorrect beliefs. When beliefs converge quickly, agents are putting far too much weight on early movers, while when beliefs converge more slowly agents wait for more independent information. Since agents eventually agree, segregation helps society form strong beliefs more gradually.

In Appendix A.2, we extend the two-groups network to model recency effect: for some $0 < \delta < 1$, the weight of the link between i and j (with $i > j$) is $\delta^{i-j}p_s$ when i and j are in the same group and $\delta^{i-j}p_d$ otherwise. The conclusions of Proposition 2 remain robust under this extension. Namely, there exists a threshold $\delta_0(p_s, p_d)$ such that when $\delta > \delta_0(p_s, p_d)$, the probability of mislearning is increasing in each of δ, p_s, p_d , but increasing p_d has a larger effect than increasing p_s . (If $\delta < \delta_0(p_s, p_d)$, then almost surely the actions (a_n) do not converge.)

5 Disagreement

In Section 4.3, we saw that even on segregated networks agents eventually agree on the state of the world. This agreement relies crucially on the richness of the action space available to agents, which allows agents to communicate the strength of their beliefs. In this section,

⁵Each path transitions between the two groups, and eventually the probability of ending in a given group is approximately independent of the starting group. This is analogous to a Markov chain approaching its stationary distribution.

we modify our model so that the action space is binary. With binary actions, two groups can disagree about the state of the world even when the number of connections across the groups is unbounded.

The contrasting results for binary actions model versus the continuum actions model echo a similar contrast in the rational herding literature, where society herds on the wrong action with positive probability when actions coarsely reflect beliefs (Banerjee, 1992; Bikhchandani, Hirshleifer, and Welch, 1992), but almost surely converges to the correct action when action set is rich enough (Lee, 1993). Interestingly, while the rational herding literature finds that an unboundedly informative signal structure prevents herding on the wrong action even when actions coarsely reflect beliefs (Smith and Sørensen, 2000), we will show below that even with Gaussian signals two groups may disagree with positive probability.

Suppose that the state of the world and signal structure are the same as in Section 2, but agents now choose binary actions $a_i \in \{0, 1\}$. Agents still maximize the expectation of $u_i(a_i, \omega) := -(a_i - \omega)^2$ given their beliefs about ω . This utility function now implies that an agent chooses the action corresponding to the state of world she believes is more likely. With the action space changed, we no longer need unbounded signal informativeness (Assumption 1).

In this section, we consider an actual random network instead of weighted networks (the conclusions are the same either way). Odd- and even-numbered agents are in different groups. Let p_s be the probability of link formation within groups and p_d be the probability of link formation between groups. So when $i > j$, agent i observes agent j with probability p_s if $i \cong j \pmod{2}$, and with probability p_d otherwise. This is a simple directed case of stochastic block networks, which have been used in economics to consider the effect of homophily on speed of learning (Golub and Jackson, 2012) and are widely studied in computer science and related fields (e.g. Airoldi, Blei, Feinberg, and Xing, 2008).

We will state our disagreement result for symmetric binary signals and for Gaussian signals. These functional forms can be relaxed without altering the result, and the key assumptions on the signal structure are stated in the proof.⁶ Most importantly, signal structures with fat tails need to be ruled out so that the probability of an agent seeing an extremely informative private signal that overturns the information contained in her neighbor's actions vanishes to zero fast enough along the sequence.

Assumption 5 (Binary Signals). $s_i \in \{0, 1\}$, and $s_i = \omega$ with probability $p > \frac{1}{2}$ in either state.

This says that signals are binary and symmetric. Note that since all agents choose binary actions, our behavioral assumption still makes sense even with binary signals.

⁶This result also holds under any signal structure satisfying the three technical assumptions of *No Uninformative Signals*, *Symmetry*, and *Thin Tails* defined in the proof of Theorem 4.

Theorem 4. *Suppose $p_s > p_d$, agents play binary actions, and the environment either has Gaussian signals from Assumption 2 or binary signals from Assumption 5. Then there is a positive probability (with respect to the joint distribution over network structures and signal realizations) that all odd-numbered agents choose action 0 while all even-numbered agents choose action 1.*

The two groups can disagree even though agent n observes approximately $np_d/2$ agents from the other group (when n is large) taking opposite actions. By contrast, with rational agents and Gaussian signals, Theorem 2 of Acemoglu, Dahleh, Lobel, and Ozdaglar (2011) implies the groups agree asymptotically.

This result adds a new mechanism to the literature on public disagreement. Acemoglu, Como, Fagnani, and Ozdaglar (2013) also study a model generating disagreement via network learning, but their disagreement takes the form of persistent fluctuations in beliefs whereas our model predicts that two subgroups will converge to two different beliefs with positive probability. In Acemoglu, Como, Fagnani, and Ozdaglar (2013), disagreement arises from “stubborn” agents who hold different initial opinions and never change their mind. Here, the key forces driving disagreement are the segregated network structure as well as the tendency of naive agents to herd. Bohren and Hauser (2017) also study disagreement in a binary sequential learning setting with behavioral agents, but their results concern disagreement on a complete network among agents with different types of behavioral biases. By contrast, our Theorem 4 says when all agents use the same naive heuristic, they can still disagree by virtue of belonging to two different homophilic social groups.

The lack of rich actions that perfectly reveal players’ beliefs is central to the disagreement result. This assumption cannot be relaxed even for one of the groups. The next proposition considers a modification where signals are Gaussian⁷ and one group has a rich action set as in the Section 2 model, while the other group has binary actions. No matter how homophilic the two groups are, they cannot disagree in the long-run. Indeed, whenever the group with the rich action set converges, the group with binary actions also converges to playing the action that corresponds to the same state of the world.

Proposition 3. *Let $p_s, p_d > 0$ be arbitrary and suppose the environment has Gaussian signals from Assumption 2. Suppose odd-numbered agents choose actions from the interval $[0, 1]$, but even-numbered agents choose actions from the binary set $\{0, 1\}$. For $x \in \{0, 1\}$, conditional on the actions of odd-numbered agents converging to x , the actions of even-numbered agents also converge to x with probability 1.*

⁷Note that our behavioral assumption does not have a clear interpretation when some agents have continuous actions and everyone receives a binary private signal, because some of the observed neighbors’ actions cannot arise from only from their private signals.

The intuition is that with a continuum of actions, an agent can express extreme certainty in some state of the world. But binary actions, at least from the perspective of a naive learner, have limited informativeness about predecessors’ beliefs. Although an even-numbered agent tends to observe more predecessors from her own group than from the other group, when the odd-numbered group converges one observation of its continuous action can cancel out an arbitrarily large number of opposing, binary actions from the even-numbered group. In the end, the continuous-action group acts as a leader and the binary-action group follows whatever trend the continuous-action group sets, even in the presence of homophily.

6 Experimental Evidence

6.1 Theoretical Motivation

Proposition 1 suggests an empirical test for our behavioral assumption: in the context of sequential learning on random networks, does increasing the link-formation probability p cause more mislearning? In this section, we experimentally test this comparative static in networks of 40 agents by comparing learning outcomes when $p = \frac{1}{4}$ and $p = \frac{3}{4}$. For the sake of experimental clarity we assume that the action space is binary.⁸ Our experimental setup features Gaussian signals, binary actions, and random networks as in Section 5.

The naive learning model and the rational learning model make competing predictions about this comparative static. The intuition for naive learning comes from Proposition 1, which suggests that in this case later agents are less likely to correctly guess the state on denser networks. We do not expect human subjects to behave exactly as in the naive model — for example, the meta-analysis of Weizsäcker (2010) reports that laboratory subjects in sequential learning games suffer from autarky bias, underweighting their social observations relative to the payoff-maximizing strategy. However, the comparative static prediction of the naive model remains robust even after introducing any fraction of autarkic agents, as shown in Proposition A.4 in the Appendix.

We compute the probabilities of correct actions with 40 naive agents and the network and signal structures corresponding to our experimental design, which we describe in Section 6.2. Because naive agents’ actions only depend on the number of their predecessors choosing L and R and not the order of these actions, recursively calculating the distributions of actions is computationally feasible (see Appendix C.2 for details). As shown in Figure 3, early naive agents do worse under $p = \frac{1}{4}$ because there is very little social information, but the comparison quickly switches as we examine later naive agents due to the same logic as in

⁸We felt subjects would have difficulty interpreting continuous actions of neighbors and their interpretation would be sensitive to the framing of the experiment.

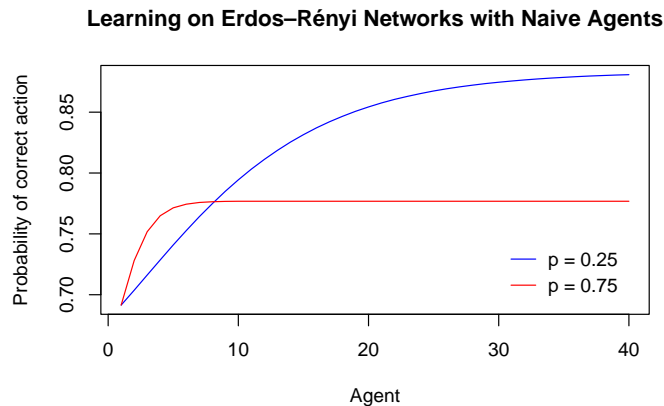


Figure 3: Learning on Erdős–Rényi random networks with 40 naive agents, binary actions and $\sigma^2 = 4$. Networks with link probabilities $p = \frac{1}{4}$ (blue curve) and $p = \frac{3}{4}$ (red curve).

Proposition 1.

On the other hand, the rational learning model predicts that later agents will have either similar or greater accuracy on the dense $p = \frac{3}{4}$ network compared to the sparse $p = \frac{1}{4}$ network. Asymptotically, [Acemoglu, Dahleh, Lobel, and Ozdaglar \(2011\)](#) show that in an environment matching our experimental setup, rational agents will learn the true state in the long-run, regardless of the network density. We can confirm that 40 rational agents is enough to approach this asymptotic learning limit when $p = \frac{3}{4}$. To do this, we compute a lower bound for the probability of correct learning for each agent i , under parameter values matching our experimental design and assuming all agents are rational Bayesians (see [Appendix C.1](#) for details). This lower bound is based on agent strategies depending only on their private signal and the action of just one neighbor, as in the neighbor choice functions in [Lobel and Sadler \(2015\)](#). This exercise shows that the 33rd rational agent is correct at least 96.8% of the time, with the lower bound on the probability of correct learning continuing to increase up to the 40th agent, who is correct at least 97.5% of the time. In addition to suggesting that the asymptotic result of [Acemoglu, Dahleh, Lobel, and Ozdaglar \(2011\)](#) very likely holds by the 40th agent, the fact that this lower bound for accuracy on the dense network is so close to perfect learning proves the 40th rational agent could not perform substantially better on the sparse network.

Finally, we intuitively expect more connections to also help rational agents in the short- and medium-run as they can adjust for potential redundancies in information. For example, on the complete network with continuous actions, rational agents can back out private signals of every predecessor by observing their actions, so every agent i does better on the complete network than under any less dense network structure.

We experimentally test the predictions of the naive and the rational models by evaluating

the comparative static as we vary network density. We thus provide indirect evidence for our behavioral assumption, complementing the direct measurement of behavior in [Eyster, Rabin, and Weizsacker \(2015\)](#) and [Mueller-Frank and Neri \(2015\)](#).

6.2 Experimental Design

We conducted our experiment on the online labor platform Amazon Mechanical Turk (MTurk) using Qualtrics survey software.

We pre-registered our experimental protocol and regression specification, including the dependent variable to measure the accuracy of social learning, prior to the start of the experiment in August 2017. The pre-registration document is included in the Online Appendix and may also be accessed via the registry website at <https://aspredicted.org/yp6eq.pdf>.

We recruited 1040 subjects satisfying the selection criteria described in the Online Appendix. Each subject also needed to complete three comprehension questions (which were scenarios in the game with a dominant choice); MTurk users who incorrectly answered one or more comprehension questions were excluded from the experiment. The experiment was carried out in fall 2017.

Each trial consisted of 40 agents who were asked to each make a binary guess between two *a priori* equally likely states of the world, L (for left) and R (for right). The states were color-coded to make instructions and observations more reader-friendly. Agents are assigned positions in the sequence and move in order. Each MTurk subject participated in 10 trials, all in the same position (depending on when they participated in the experiment). The grouping of subjects into trials was independent across trials. Subjects received \$0.25 for completing the experiment and \$0.25 per correct guess, for a maximum possible payment of \$2.75. Subjects ordinarily took less than 10 minutes to complete their participation, so the incentives were quite large for an MTurk task.

In each trial, every agent received a private signal, which had the Gaussian distribution $\mathcal{N}(-1, 4)$ in state L and the Gaussian distribution $\mathcal{N}(1, 4)$ in state R. These distributions were presented visually in the instructions. Along with the value of their signal, subjects were told the probability of each state conditional on only their private signal.

Each trial was also associated with a density parameter, either $p = \frac{1}{4}$ or $p = \frac{3}{4}$. A random network was generated for each trial by linking each agent with each predecessor with probability p . Each MTurk subject was assigned into either the “sparse” or the “dense” treatment, then placed into 10 trials either all with $p = \frac{1}{4}$ or all with $p = \frac{3}{4}$. So there were 520 subjects and 130 trials for each treatment. Agents were told the actions of each linked predecessor and the link probability p (but not the full realized network, which could not be presented succinctly).

In each trial agents viewed their private signal and any social observations and were

asked to guess the state. States, signals, and networks were independently drawn across trials. Experimental instructions and an example of a choice screen from a trial are shown in the Online Appendix.

6.3 Results

Let $y_{i,j}$ be the indicator random variable with $y_{i,j} = 1$ if agent i in trial j correctly guesses the state, $y_{i,j} = 0$ otherwise. Define $\tilde{y}_j := \frac{1}{8} \sum_{i=33}^{40} y_{i,j}$ as the fraction of the last eight agents in trial j who correctly guess the state. By using only her private signal, an agent can correctly guess the state 69.15% of the time. We call $\tilde{y}_j - 0.6915$ the *gain from social learning* in trial j , as this quantity represents improvement relative to the autarky benchmark.

We find that the average gain from social learning is 8.73 percentage points for the $p = \frac{1}{4}$ treatment and 4.12 percentage points for the $p = \frac{3}{4}$ treatment. Social learning improves accuracy on the sparse networks by twice as much as on the dense networks. To test for statistical significance, we consider the regression

$$\tilde{y}_j = \beta_0 + \beta_1 p_j + \epsilon_j$$

where $p_j \in \{\frac{1}{4}, \frac{3}{4}\}$ is the network density parameter for trial j . We estimate $\beta_1 = -0.092$ with a \mathbf{p} -value of 0.0239 (see Table 1). These findings are consistent with naive updating but not with rational updating, as discussed in Section 6.1.⁹

This difference in the gains from social learning is not driven by different rates of autarky among the two treatments for the last eight agents. We say an agent *goes against her signal* if she guesses L when her signal is positive or guesses R when her signal is negative. Within the last eight rounds, there are 138 instances of agents going against their signals in the $p = \frac{1}{4}$ treatment, which is very close to the 136 instances of the same under the $p = \frac{3}{4}$ treatment. However, when agents go against their signals in the last eight rounds, they correctly guess the state 81.88% of the time under the $p = \frac{1}{4}$ treatment, but only 71.32% of the time under the $p = \frac{3}{4}$ treatment. This shows the observed difference in accuracy is due to social learning being differentially effective on the two network structures.

However, the $p = \frac{3}{4}$ treatment yields better learning outcomes for early agents. For agents 10 through 20, the average guess accuracy is 72.24% under the $p = \frac{1}{4}$ treatment and 73.22% under the $p = \frac{3}{4}$ treatment. As such, if we replace the dependent variable in the pre-registered regression with overall accuracy $\bar{y}_j := \frac{1}{40} \sum_{i=1}^{40} y_{i,j}$, then we do not find a statistically significant estimate for β_1 (\mathbf{p} -value of 0.663). This result is consistent with the

⁹We pre-registered average accuracy in the last 8 rounds (i.e last 20% of agents) as the dependent variable for the experiment, but the regression result is robust to other definitions of \tilde{y}_j . When \tilde{y}_j encodes average accuracy among the last m agents for any $4 \leq m \leq 12$ (i.e. between last 10% and last 30% of the agents), the estimate for β_1 remains negative.

	<i>Dependent variable:</i>
	FractionCorrect
NetworkDensity	−0.092** (0.041)
Constant	0.802*** (0.023)
Observations	260
R ²	0.020
Adjusted R ²	0.016
Residual Std. Error	0.164 (df = 258)
F Statistic	5.166** (df = 1; 258)

*Note: (two-sided p-values) *p<0.1; **p<0.05; ***p<0.01*

Table 1: Regression results for the effect of network density on learning outcomes.

naive learning model: according to the simulations in Section 6.1, for early agents accuracy is higher under $p = \frac{3}{4}$, but eventually accuracy is higher under $p = \frac{1}{4}$. The point of overtaking happens at a later round in practice than in theory, because our experimental subjects rely more on their private signal than predicted by the naive model,¹⁰ consistent with the meta-analysis of Weizsäcker (2010).

7 Conclusion

In this paper, we have explored the influence of network structures on learning outcomes when agents move sequentially and suffer from inferential naiveté. We have studied the simplest possible social learning environment to focus on the effect of network structure, but several extensions are straightforward. Analogs of our general results hold for finite state spaces with more than two elements, in which we define a log-likelihood ratio for each pair of states. We can also make the order of moves random and unknown, in which case naive behavior with a given turn order is the same as when that order is certain.

Broadly speaking, our model of naive sequential learning is likely to fit well in settings with these three key features: (1) players’ decisions are not too close to simultaneous; (2) decisions are hard to modify; (3) the network is complex. The motivating examples from

¹⁰The overall frequency of agents going against their signals was 36.8% of the predicted frequency under the naive model.

the introduction, including product adoption by a group of consumers and treatment choice by generations of medieval doctors, are well-approximated by a sequential timing structure. Also, once made, these decisions are difficult to reverse.

Finally, a complex network encourages naiveté in at least two ways. First, our behavioral assumption is more likely when the rational action is hard to calculate. Second, in complex networks agents are more likely to learn from only predecessors’ actions rather than communicate using arbitrarily complex messages — for example reporting the source of every piece of information they have accumulated so far. This kind of direct communication and source-tagging appear more natural in small, close-knit communities, such as the college-campus community where [Mobius, Phan, and Szeidl \(2015\)](#)’s experiment took place. But in many natural sequential learning problems players are geographically or temporally dispersed, such as in the two examples above. In these settings, it may be too costly to keep track of the original sources of all pieces of information, and in any event close to impossible to communicate this nuanced information to all posterity.

References

- ACEMOGLU, D., V. CHERNOZHUKOV, AND M. YILDIZ (2016): “Fragility of asymptotic agreement under Bayesian learning,” *Theoretical Economics*, 11, 187–225.
- ACEMOGLU, D., G. COMO, F. FAGNANI, AND A. OZDAGLAR (2013): “Opinion fluctuations and disagreement in social networks,” *Mathematics of Operations Research*, 38, 1–27.
- ACEMOGLU, D., M. A. DAHLEH, I. LOBEL, AND A. OZDAGLAR (2011): “Bayesian learning in social networks,” *Review of Economic Studies*, 78, 1201–1236.
- ACEMOGLU, D., A. OZDAGLAR, AND A. PARANDEHGHEIBI (2010): “Spread of (mis) information in social networks,” *Games and Economic Behavior*, 70, 194–227.
- AIROLDI, E. M., D. M. BLEI, S. E. FEINBERG, AND E. P. XING (2008): “Mixed Membership Stochastic Block Models,” *Journal of Machine Learning Research*, 9, 1981–2014.
- BALA, V. AND S. GOYAL (1998): “Learning from neighbours,” *Review of Economic Studies*, 65, 595–621.
- BANERJEE, A. AND D. FUDENBERG (2004): “Word-of-mouth learning,” *Games and Economic Behavior*, 46, 1–22.
- BANERJEE, A. V. (1992): “A simple model of herd behavior,” *Quarterly Journal of Economics*, 107, 797–817.

- BIKHCHANDANI, S., D. HIRSHLEIFER, AND I. WELCH (1992): “A theory of fads, fashion, custom, and cultural change as informational cascades,” *Journal of Political Economy*, 100, 992–1026.
- BOHREN, J. A. (2016): “Informational herding with model misspecification,” *Journal of Economic Theory*, 163, 222–247.
- BOHREN, J. A. AND D. HAUSER (2017): “Bounded Rationality And Learning: A Framework and A Robustness Result,” *Mimeo*.
- CHANDRASEKHAR, A. G., H. LARREGUY, AND J. P. XANDRI (2015): “Testing models of social learning on networks: Evidence from a lab experiment in the field,” *Mimeo*.
- COLEMAN, J. (1958): “Relational analysis: the study of social organizations with survey methods,” *Human Organization*, 17, 28–36.
- DEMARZO, P. M., D. VAYANOS, AND J. ZWIEBEL (2003): “Persuasion bias, social influence, and uni-dimensional opinions,” *Quarterly Journal of Economics*, 118, 909–968.
- ELLISON, G. AND D. FUDENBERG (1995): “Word-of-mouth communication and social learning,” *Quarterly Journal of Economics*, 110, 93–125.
- ENKE, B. AND F. ZIMMERMANN (2016): “Correlation neglect in belief formation,” *Mimeo*.
- EYSTER, E. AND M. RABIN (2010): “Naive herding in rich-information settings,” *American Economic Journal: Microeconomics*, 2, 221–243.
- (2014): “Extensive Imitation is Irrational and Harmful,” *Quarterly Journal of Economics*, 129, 1861–1898.
- EYSTER, E., M. RABIN, AND G. WEIZSACKER (2015): “An Experiment on Social Mislearning,” *Mimeo*.
- GAGNON-BARTSCH, T. AND M. RABIN (2016): “Naive Social Learning, Mislearning, and Unlearning,” *Mimeo*.
- GAURINO, A. AND P. JEHIEL (2013): “Social Learning with Coarse Inference,” *American Economic Journal: Microeconomics*, 5, 147–74.
- GOLUB, B. AND M. O. JACKSON (2010): “Naive learning in social networks and the wisdom of crowds,” *American Economic Journal: Microeconomics*, 2, 112–149.
- (2012): “How Homophily Affects the Speed of Learning and Best-Response Dynamics,” *Quarterly Journal of Economics*, 127, 1287–1338.

- GOLUB, B. AND E. SADLER (2016): “Learning in Social Networks,” Oxford University Press.
- HOEFFDING, W. (1963): “Probability Inequalities for Sums of Bounded Random Variables,” *Journal of the American Statistical Association*, 58, 13–30.
- HOYER, P. O. (2004): “Non-negative matrix factorization with sparseness constraints,” *Journal of Machine Learning Research*, 5, 1457–1469.
- KRISHNAN, D., T. TAY, AND R. FERGUS (2011): “Blind deconvolution using a normalized sparsity measure,” in *Computer Vision and Pattern Recognition (CVPR), 2011 IEEE Conference on*, IEEE, 233–240.
- LEE, I. H. (1993): “On the convergence of informational cascades,” *Journal of Economic Theory*, 61, 395–411.
- LEVY, G. AND R. RAZIN (2017): “Information diffusion in networks with the Bayesian Peer Influence heuristic,” .
- LOBEL, I. AND E. SADLER (2015): “Information diffusion in networks through social learning,” *Theoretical Economics*, 10, 807–851.
- MOBIUS, M., T. PHAN, AND A. SZEIDL (2015): “Treasure hunt: Social learning in the field,” *Mimeo*.
- MOLAVI, P., A. TAHBAZ-SALEHI, AND A. JADBABAIE (2016): “Foundations of non-Bayesian Social Learning,” *Mimeo*.
- MUELLER-FRANK, M. AND C. NERI (2015): “A general model of boundedly rational observational learning: Theory and evidence,” *Mimeo*.
- SETHI, R. AND M. YILDIZ (2012): “Public disagreement,” *American Economic Journal: Microeconomics*, 4, 57–95.
- SMITH, L. AND P. SØRENSEN (2000): “Pathological outcomes of observational learning,” *Econometrica*, 68, 371–398.
- WEIZSÄCKER, G. (2010): “Do we follow others when we should? A simple test of rational expectations,” *American Economic Review*, 100, 2340–2360.

Appendix

A Further Comparative Statics

Proofs of results in this section appear in the Online Appendix.

A.1 Constant Out-Degree

In Section 4.2, we considered a network where the number of predecessors observed by an agent grows linearly in the agent’s position in the line. This assumption implies there are late movers who observe arbitrarily many predecessors, which may be unrealistic in some settings. Here we consider an alternate network where all agents have the same number of observations – that is to say, all agents have the same out-degree in the network – and show that a result similar to Proposition 1 still holds.

Suppose there is some positive integer d such that agent n puts weight $d/(n-1)$ on each predecessor. This ensures each agent has an out-degree of d in the observation network M . In the analogous random network, this corresponds to each agent having d neighbors on average. (If d is large, then our network has some early agents assigning weight greater than 1 to each of their predecessors. This simplifies proofs, but it is not necessary.)

Proposition A.1. *Society learns correctly if and only if $d = 1$. If $d > 1$, then actions a_n converge to 0 or 1 a.s., and the probability of mislearning is increasing in d .*

The intuition that a denser observation network leads to more mislearning for naifs carries over from Proposition 1.

Our Theorem 2 is related to Proposition 4 of Eyster and Rabin (2014), which provides a set of sufficient conditions under which agents mislearn with positive probability. Their result applies to a more general class of learning environments and learning rules. When specialized to our network learning setting, the “redundancy neglect” condition of Eyster and Rabin (2014)’s Proposition 4 applies if and only if there exist $c > 0$ and $N \in \mathbb{N}$ such that $\sum_{j=t-N}^{t-1} M_{t,j} > (1+c)$ for every $t \geq N+1$. This means their sufficient condition does not apply to some network structures such as $M_{i,j} = \frac{d}{i-1}$ for $j < i$, which spreads d weight equally on all predecessors for each agent. But as we have seen in Proposition A.1, when $d > 1$ we have $\lim_{n \rightarrow \infty} I(1, n) \neq 0$ and there is a positive chance of mislearning, with this chance increasing in d .

A.2 Decaying Weights

In the example networks we studied in Section 4, the weight placed on the link between agents i and j did not depend on the distance between them. In many settings, agents place more weight on recent predecessors than on predecessors who moved long before. For example, recency is often a criterion in deciding which online reviews to display. In other settings, individuals may place less trust in those who are farther away in some sense.

To model these dynamics, we consider networks where network weights decay exponentially in distance. When the rate of decay is above a threshold, the results of Sections 4.2 and 4.3 still apply. When the rate of decay is below the threshold, agents' beliefs do not converge. At the threshold value, society learns correctly.

We begin with a network where weights depend only on distance. Let $\delta > 0$ and suppose each link from an agent i to a predecessor j has weight $M_{i,j} = \delta^{i-j}$.

Proposition A.2. *If $\delta < \frac{1}{2}$, then with probability one the actions a_n do not converge. If $\delta \geq \frac{1}{2}$, beliefs converge a.s. to 0 or 1. Society learns correctly when $\delta = \frac{1}{2}$, while the probability of mislearning is non-zero and increasing in δ when $\delta > \frac{1}{2}$.*

The case of $\delta > \frac{1}{2}$ turns out to have the same recurrence relation as the uniform p weight network for some suitable p . When $\delta = \frac{1}{2}$, private signals of all predecessors are given equal weight, so law of large numbers implies correct learning. To see the a.s. non-convergence result for $\delta < \frac{1}{2}$, we show that there is a uniform bound on the mean and variance of \tilde{a}_n for all n , hence $\tilde{a}_n \rightarrow \infty$ cannot happen with positive probability. A similar argument shows that $\tilde{a}_n \rightarrow -\infty$ is also a zero-probability event. At the same time, $\tilde{a}_{n+1} - \tilde{a}_n$ has non-negligible variance, so we also cannot have $\tilde{a}_n \rightarrow c$ for some real number c .

The main takeaway is that our intuitions about link density extend to this setting where weights depend on distance and degree is bounded. There is also a new phenomenon, given by a threshold decay rate that divides networks where convergence does not occur and those where beliefs converge but can be wrong.

At the threshold $\delta = \frac{1}{2}$, the out-degree of agents approaches one asymptotically. Beliefs converge when agents make more than one direct observation but need not converge with less than one direct observation. Society only learns correctly at the threshold value, which highlights the fragility of learning in our model.

Our results with two groups also extend to networks where weights decay with distance. As in Section 4.3, consider a network with odd-numbered agents in one group and even-numbered agents in another group. The link from a later agent i to an earlier agent j has weight $\delta^{i-j}p_s$ if i and j are in the same group ($i \cong j \pmod{2}$) and weight $\delta^{i-j}p_d$ if i and j are in different groups ($i \cong j + 1 \pmod{2}$).

Proposition A.3. *For each p_s and p_d , there exists a threshold $\delta_0(p_s, p_d)$ such that (i) with probability one, actions do not converge when $\delta < \delta_0(p_s, p_d)$; (ii) society learns correctly when $\delta = \delta_0(p_s, p_d)$; (iii) beliefs converge a.s. to 0 or 1 when $\delta \geq \delta_0(p_s, p_d)$. In the region where $\delta > \delta_0(p_s, p_d)$, the probability of mislearning is non-zero and increasing in δ , p_s and p_d but increasing p_d has a larger effect than increasing p_s .*

This Proposition, which extends Propositions 2 and A.2, demonstrates the robustness of each of the two previous results.

A.3 Naive and Autarkic Agents

Suppose that for some integers $n_1 \geq 1$ and $n_2 \geq 1$, agents alternate between n_1 naive agents and n_2 autarkic agents repeatedly. An autarkic agent ignores her social observations and chooses the action optimal given her private signal. We consider networks as in Section 4.2, so that each link has weight $M_{i,j} = p$. The comparative static from Proposition 1 still holds for autarkic agents.

Proposition A.4. *When $p \in (0, 1]$, naive agents' actions a_n converge to 0 or 1 a.s. The probability of naive agents mislearning is increasing in p .*

If a fraction of agents are autarkic, the remaining agents will still agree. Moreover, these agents will be more likely to be correct on sparser networks. The result is intended as an example of a related behavioral model where redundancy neglect leads to the same comparative static.

B Omitted Proofs from the Main Text

B.1 Proof of Lemma 1

Proof. Due to naiveté, i thinks neighbor j must have received signal s_j such that $\tilde{s}_j = \tilde{a}_j$. The log-likelihood ratio of state $\omega = 1$ and state $\omega = 0$ conditional on some signal realizations is:

$$\begin{aligned}
 \ln \left(\frac{\mathbb{P}[\omega = 1 | s_i, (s_j)_{j \in N_i}]}{\mathbb{P}[\omega = 0 | s_i, (s_j)_{j \in N_i}]} \right) &= \ln \left(\frac{\mathbb{P}[s_i, (s_j)_{j \in N_i} | \omega = 1]}{\mathbb{P}[s_i, (s_j)_{j \in N_i} | \omega = 0]} \right) \quad (\text{two states equally likely}) \\
 &= \ln \left(\frac{\mathbb{P}[s_i | \omega = 1]}{\mathbb{P}[s_i | \omega = 0]} \cdot \prod_{j \in N_i} \frac{\mathbb{P}[s_j | \omega = 1]}{\mathbb{P}[s_j | \omega = 0]} \right) \quad (\text{by independence}) \\
 &= \ln \left(\frac{\mathbb{P}[\omega = 1 | s_i]}{\mathbb{P}[\omega = 0 | s_i]} \right) + \sum_{j \in N_i} \ln \left(\frac{\mathbb{P}[\omega = 1 | s_j]}{\mathbb{P}[\omega = 0 | s_j]} \right) \\
 &= \tilde{s}_i + \sum_{j \in N_i} \tilde{s}_j.
 \end{aligned}$$

A naive agent i chooses an action with \tilde{a}_i equal to the log-likelihood ratio of state $\omega = 1$ and state $\omega = 0$ given private signal s_i and neighbors' signals such that $\tilde{s}_j = \tilde{a}_j$, which is $\tilde{s}_i + \sum_{j \in N_i} \tilde{a}_j$. \square

B.2 Proof of Lemma 2

Proof. We check the formula for each of the two interpretations. For the noisy observation interpretation, i observes $\tilde{a}_j + \epsilon_{i,j}$ for each neighbor j and believes that $\tilde{s}_j = \tilde{a}_j$. By Assumption 2 and Lemma 3 (which is proven independently), \tilde{s}_j is distributed as $\mathcal{N}(\frac{2}{\sigma^2}, \frac{4}{\sigma^2})$ when $\omega = 1$, so that i believes their observation has distribution $\mathcal{N}(\frac{2}{\sigma^2}, \frac{1}{M_{i,j}} \cdot \frac{4}{\sigma^2})$ when $\omega = 1$ and $\mathcal{N}(-\frac{2}{\sigma^2}, \frac{1}{M_{i,j}} \cdot \frac{4}{\sigma^2})$ when $\omega = -1$. So agent i believes that $\frac{\sigma^2}{2}(\tilde{a}_j + \epsilon_{i,j}) \sim \mathcal{N}(\pm 1, \frac{\sigma^2}{M_{i,j}})$, depending on the state. Applying Lemma 3 again, we find that i then believes the log-likelihood ratio of $\omega = 1$ and $\omega = 0$ is $M_{i,j}(\tilde{a}_j + \epsilon_{i,j})$. In the case when observations are correct, this simplifies to $M_{i,j}\tilde{a}_j$. The proof now proceeds as in the proof of Lemma 1.

We next show the lemma holds under the generations interpretation. By the law of large numbers a fraction $M_{i,j}$ of the agents in generation i observe an agent in generation j , and the average observation among this group is equal to a_j . The result follows from computing each member of generation i 's action as in the proof of Lemma 1 and then averaging. \square

B.3 Proof of Lemma 3

Proof. The log-likelihood ratio is

$$\begin{aligned} \ln \left(\frac{\mathbb{P}[\omega = 1 | s_i]}{\mathbb{P}[\omega = 0 | s_i]} \right) &= \ln \left(\frac{\mathbb{P}[s_i | \omega = 1]}{\mathbb{P}[s_i | \omega = 0]} \right) = \ln \left(\frac{\exp \left(\frac{-(s_i-1)^2}{2\sigma^2} \right)}{\exp \left(\frac{-(s_i+1)^2}{2\sigma^2} \right)} \right) \\ &= \frac{-(s_i^2 - 2s_i + 1) + (s_i^2 + 2s_i + 1)}{2\sigma^2} = 2s_i/\sigma^2. \end{aligned}$$

□

B.4 Proof of Lemma 4

Proof. By Theorem 1, $\tilde{a}_n = \sum_{i=1}^n b_{n,i} \tilde{s}_i$. This is equal to $\sum_{i=1}^n \frac{2b_{n,i}}{\sigma^2} s_i$ according to Lemma 3. Conditional on $\omega = 1$, (s_i) are i.i.d. $\mathcal{N}(1, \sigma^2)$ random variables, so

$$\sum_{i=1}^n \frac{2b_{n,i}}{\sigma^2} s_i \sim \mathcal{N} \left(\frac{2}{\sigma^2} \sum_{i=1}^n b_{n,i}, \frac{4}{\sigma^2} \sum_{i=1}^n b_{n,i}^2 \right) = \mathcal{N} \left(\frac{2}{\sigma^2} \|b_n\|_1, \frac{4}{\sigma^2} \|b_n\|_2^2 \right).$$

□

B.5 Proof of Theorem 2

Proof. Without loss of generality, assume $\omega = 1$. (The case of $\omega = 0$ is exactly analogous and will be omitted.) Note that a_n converges in probability to 1 if and only if \tilde{a}_n converges in probability to ∞ .

First suppose that $\lim_{n \rightarrow \infty} I(j, n) \neq 0$ for some j . Then there exists $\epsilon > 0$ such that $I(j, n) > \epsilon$ for infinitely many n . For each such n , the probability that agent n chooses an action with $\tilde{a}_n < 0$ is equal to the probability that $\sum_{i=1}^n I(i, n) \tilde{s}_i$ is negative.

Because \tilde{s} has finite variance, we can find positive constants C and δ independent of n such that $\sum_{i \neq j} I(i, n) \tilde{s}_i < C$ with probability at least δ (for example, by applying Markov's inequality to $|\tilde{s}_i|$). Then agent n will be wrong if $\tilde{s}_j < -C/\epsilon$, which is a positive probability event since \tilde{s} is unbounded. So the probability that an agent n such that $I(j, n) > \epsilon$ chooses $\tilde{a}_n < 0$ is bounded from below by a positive constant.

For the converse, suppose that $\lim_{n \rightarrow \infty} I(i, n) = 0$ for all i . By the independence of the log signals \tilde{s}_i , the log-action $\tilde{a}_n = \sum_{i=1}^n I(i, n) \tilde{s}_i$ is a random variable with mean $\|\vec{b}_n\|_1 \mathbb{E}[\tilde{s}_1 | \omega = 1]$ and standard deviation $\|\vec{b}_n\|_2 \text{Std}[\tilde{s}_1 | \omega = 1]$.

By the connectedness assumption, there exists a positive constant $C \leq 1$ and an integer N such that for all $i > N$, there exists $j < N$ such that $b_{ij} \geq C$. For each $\epsilon > 0$, we can

choose M_ϵ such that $I(i, n) < \epsilon$ whenever $i < N$ and $n > M_\epsilon$. Then $I(i, n) < \epsilon/C$ for all i and all $n > M_\epsilon$.

We have for all $n > M_\epsilon$,

$$\frac{\|\vec{b}_n\|_2}{\|\vec{b}_n\|_1} \leq \max_i \frac{\sqrt{\|\vec{b}_n\|_1 \cdot b_{n,i}}}{\|\vec{b}_n\|_1} = \max_i \sqrt{I(i, n)} < \sqrt{\epsilon/C}.$$

Because ϵ is arbitrary, $\frac{\|\vec{b}_n\|_1}{\|\vec{b}_n\|_2}$ converges to infinity.

Let some $K > 0$ be given. We now show that $\mathbb{P}[\tilde{a}_n < K | \omega = 1] \rightarrow 0$, hence proving that \tilde{a}_n converges to ∞ in probability. We compute

$$z_n := \frac{\mathbb{E}[\tilde{a}_n | \omega = 1] - K}{\text{Std}[\tilde{a}_n | \omega = 1]} = \frac{\|\vec{b}_n\|_1 \cdot \mathbb{E}[\tilde{s}_1 | \omega = 1]}{\|\vec{b}_n\|_2 \cdot \text{Std}[\tilde{s}_1 | \omega = 1]} - \frac{K}{\|\vec{b}_n\|_2 \cdot \text{Std}[\tilde{s}_1 | \omega = 1]}.$$

Since we assumed the signal structure is non-trivial, $\mathbb{E}[\tilde{s}_1 | \omega = 1] > 0$. Together with $\frac{\|\vec{b}_n\|_1}{\|\vec{b}_n\|_2} \rightarrow \infty$, this shows the first term converges to infinity. By the connectedness assumption, $\|\vec{b}_n\|_2 \geq C$ for all large enough n , so the second term is bounded. This implies $z_n \rightarrow \infty$. By Chebyshev's inequality, $\mathbb{P}[\tilde{a}_n < K | \omega = 1] \leq \frac{1}{z_n^2}$. This shows $\mathbb{P}[\tilde{a}_n < K | \omega = 1] \rightarrow 0$. \square

B.6 Proof of Proposition 1

Proof. The numbers of paths from various agents to agent i satisfy the recurrence relation $b_{n,i} = (1+p)b_{n-1,i}$ when $n-i > 1$. By a simple computation, we find that

$$\tilde{a}_n = \sum_{i=1}^n p(1+p)^{n-i-1} \tilde{s}_i.$$

The sum above has the same sign as

$$\frac{1}{2} \sum_{i=1}^n (1+p)^{-i} \tilde{s}_i,$$

and this second sum converges to a Gaussian random variable with distribution $\mathcal{N}(\frac{1}{p}, \frac{1}{p(p+2)})$ when $\omega = 1$. The probability of this infinite sum being positive is $1 - \Phi\left(-\sqrt{\frac{p+2}{p}}\right)$. The Proposition follows because for n sufficiently large agent, n 's action is close to 1 if the infinite sum is positive and 0 if the infinite sum is negative. \square

B.7 Proof of Proposition 2

Proof. Suppose we have two groups, and agents observe predecessors in the same group with weight p_s and predecessors in the other group with weight p_d . Then the coefficients $b_{n,i}$ satisfy the recurrence relation

$$b_{n,i} = p_d b_{n-1,i} + (1 + p_s) b_{n-2,i}$$

when $n - i > 2$. By a standard algebraic fact,

$$b_{n,i} = c_+ \xi_+^n + c_- \xi_-^n,$$

where ξ_{\pm} are the solutions to the polynomial $x^2 - p_d x - (1 + p_s) = 0$ and c_+, c_- are constants that we can determine from $b_{i+1,i}$ and $b_{i+2,i}$. We compute

$$\xi_{\pm} = \frac{p_d \pm \sqrt{4p_s + p_d^2 + 4}}{2},$$

so that $\xi_+ > |\xi_-|$.

The exponential term with base ξ_+ dominates as n grows large, so that beliefs eventually have the same sign as

$$\sum_{i=0}^{\infty} (\xi_+)^{-i} \tilde{s}_i.$$

In particular, all agents agree asymptotically and the probability of mislearning is monotonically increasing in ξ_+ . We can take comparative statics:

$$\frac{\partial \xi_+}{\partial p_d} = \frac{p_d}{2\sqrt{4p_s + p_d^2 + 4}} + \frac{1}{2} \text{ and } \frac{\partial \xi_+}{\partial p_s} = \frac{1}{\sqrt{4p_s + p_d^2 + 4}}.$$

It is easy to see that $\frac{\partial \xi_+}{\partial p_d} > \frac{\partial \xi_+}{\partial p_s} > 0$ for all $p_s \geq 0$ and $p_d > 0$. □

B.8 Proof of Theorem 4

Proof. We will prove a more general statement where disagreement happens if the signal structure satisfies the following three assumptions:

No Uninformative Signals: Signals s for which $\mathbb{P}[\omega = 1|s] = \mathbb{P}[\omega = 0|s]$ have 0 probability. So, we may decompose up to a \mathbb{P} -null set $S = S^+ \cup S^-$ where

$$S^+ := \{s \in S : \mathbb{P}[\omega = 1|s] > \mathbb{P}[\omega = 0|s]\}$$

$$S^- := \{s \in S : \mathbb{P}[\omega = 1|s] < \mathbb{P}[\omega = 0|s]\}.$$

Symmetry:

$$\frac{\mathbb{P}[\omega = 1|s \in S^+]}{\mathbb{P}[\omega = 0|s \in S^+]} = \frac{\mathbb{P}[\omega = 0|s \in S^-]}{\mathbb{P}[\omega = 1|s \in S^-]}.$$

Thin Tails:

$$\sum_{n=0}^{\infty} \mathbb{P} \left[s \in S : \ln \left(\frac{\mathbb{P}[\omega = 1|s]}{\mathbb{P}[\omega = 0|s]} \right) > n | \omega = 1 \right] < \infty \text{ and}$$

$$\sum_{n=0}^{\infty} \mathbb{P} \left[s \in S : \ln \left(\frac{\mathbb{P}[\omega = 1|s]}{\mathbb{P}[\omega = 0|s]} \right) < -n | \omega = 1 \right] < \infty.$$

No Uninformative Signals is for convenience and rules out tie-breaking problems. *Thin Tails* says when the state is $\omega = 1$, extremely informative signals in favor of either state are not too common. This assumption is automatically satisfied if the signal structure is boundedly informative, such as in the case of binary signal structure from Assumption 5.

Now consider Gaussian signal structure from Assumption 2. Then *No Uninformative Signals* and *Symmetry* are of course satisfied, with $S^+ = \mathbb{R}_{>0}$ and $S^- = \mathbb{R}_{<0}$. For *Thin Tails*, $\ln \left(\frac{\mathbb{P}[\omega=1|s]}{\mathbb{P}[\omega=0|s]} \right) = 2s/\sigma^2$ under the Gaussian assumption, so we are looking at the sum

$$\sum_{n=0}^{\infty} \mathbb{P}[2\mathcal{N}(1, \sigma^2)/\sigma^2 > n].$$

This is convergent because it is known that the Gaussian distribution function tends to 0 faster than geometrically. Similarly we also have $\sum_{n=0}^{\infty} \mathbb{P}[2\mathcal{N}(1, \sigma^2)/\sigma^2 < -n] < \infty$.

So it suffices to show the Proposition under assumptions *No Uninformative Signals*, *Symmetry* and *Thin Tails*. We make use of the following concentration inequality from [Hoeffding \(1963\)](#):

Fact 1. (*Hoeffding*) Suppose X_1, \dots, X_n are independent random variables on \mathbb{R} such that $a_i \leq X_i \leq b_i$ with probability 1 for each i . Write $S_n := \sum_{i=1}^n X_i$. We have $\mathbb{P}[S_n - \mathbb{E}[S_n] \leq -t] \leq \exp(-2t^2 / \sum_{i=1}^n (b_i - a_i)^2)$.

Define κ to be a naive agent's log-likelihood ratio of state $\omega = 1$ versus state $\omega = 0$ upon observing one neighbor who picks action 1. Then we have:

$$\kappa := \ln \left(\frac{\mathbb{P}[\omega = 1|s \in S^+]}{\mathbb{P}[\omega = 0|s \in S^+]} \right) > 0.$$

By *Symmetry*, the log-likelihood ratio after observing one neighbor who chooses action 0 is $-\kappa$.

Suppose after $2n$ agents have moved, the actions taken so far involve every odd-numbered agent playing 1, every even-numbered agent playing 0. Write $B_{n,p_s} \sim \text{Binom}(n, p_s)$ for the number of agents that $2n + 1$ observes from her own group, and $B_{n,p_d} \sim \text{Binom}(n, p_d)$ is

the number of agents $2n + 1$ observes from the other group. By Hoeffding's inequality, the probability that $B_{n,p_s} - B_{n,p_d}$ falls below half of its expected value $n(p_s - p_d)$ is:

$$\epsilon_n^{(1)} := \mathbb{P} \left[(B_{n,p_s} - B_{n,p_d}) - n(p_s - p_d) \leq -\frac{1}{2}n(p_s - p_d) \right] \leq \exp(-\frac{1}{2}n^2(p_s - p_d)^2/(2n)).$$

But in the event that $B_{n,p_s} - B_{n,p_d} \geq \frac{1}{2}n(p_s - p_d)$, $2n + 1$ has a log-likelihood ratio of at least $\frac{1}{2}n(p_s - p_d)\kappa$ from observations alone. The probability that private signal s_{2n+1} is so strongly in favor of $\omega = 0$ as to make $2n + 1$ play 0 is:

$$\epsilon_n^{(2)} := \mathbb{P} \left[s \in S : \ln \left(\frac{\mathbb{P}[\omega = 1|s]}{\mathbb{P}[\omega = 0|s]} \right) < \frac{1}{2}n(p_s - p_d)\kappa | \omega = 1 \right]$$

We have $\sum_{n=1}^{\infty} \epsilon_n^{(1)} < \infty$ because $\epsilon_n^{(1)} \sim \exp(-n)$, while $\sum_{n=1}^{\infty} \epsilon_n^{(2)} < \infty$ due to *Thin Tails* assumptions. This shows that there is positive probability that every odd-numbered agent plays 1.

By *Symmetry*, an analogous argument establishes that there is also positive probability that every even-numbered agent plays 0. \square

B.9 Proof of Proposition 3

Proof. As a matter of preliminary notation, let $-\kappa$ be a naive agent's log-likelihood ratio of state $\omega = 1$ versus state $\omega = 0$ upon observing an even-numbered predecessor play the action 0. Then we have:

$$-\kappa := \ln \left(\frac{\mathbb{P}[\omega = 1|s < 0]}{\mathbb{P}[\omega = 0|s < 0]} \right) < 0.$$

Write O for the event where the odd-numbered agents converge to playing 1. Write E for the event where the even-numbered agents converge to playing 1. We will prove that $\mathbb{P}[E|O] = 1$. (The other case of odd-numbered agents converging to playing 0 is symmetric and omitted.)

Below, we will partition O into countably many subevents, $O_{M,N}$ for $M, N \in \{0, 1, \dots\}$. We will construct for each (M, N) a \mathbb{P} -null event $H_{M,N}$ such that $O_{M,N} \cap H_{M,N}^c \subseteq E$. This implies $\mathbb{P}[O_{M,N} \cap E] = \mathbb{P}[O_{M,N}]$ for every (M, N) , so by countable additivity $\mathbb{P}[O \cap E] = \mathbb{P}[O]$.

To begin this partitioning, pick $\epsilon > 0$ small enough such that

$$-2\kappa p_s + \frac{1}{12}p_d \tilde{a}^{1-\epsilon} > 0, \tag{1}$$

where $\tilde{a}^{1-\epsilon}$ is the log odds associated with the action $1 - \epsilon$.

Now, let $O_{M,N} \subseteq O$ be the event where:

1. (a_{2n+1}) converge to 1;

2. $\left\lfloor \sum_{\{n: \tilde{a}_{2n+1} < 0\}} \tilde{a}_{2n+1} \right\rfloor = -M$;
3. $N = \min\{n : \inf_{j \geq n} a_{2j+1} \geq 1 - \epsilon\}$.

That is, the (floor of) sum of negative log-actions in (\tilde{a}_{2n+1}) equals to $-M$, while all actions are above $1 - \epsilon$ starting from player $2N + 1$. To see that $(O_{M,N})$ partition O , observe that every convergent sequence $a_{2n+1} \rightarrow 1$ satisfies (2) and (3) for some M and N , because only finitely many terms can have $\tilde{a}_{2n+1} < 0$ and also we must have $a_{2n+1} \geq 1 - \epsilon$ for all large enough n .

We now proceed to construct the \mathbb{P} -null event $H_{M,N}$. We will do this through a sequence of triplets of events (F_1^n, F_2^n, F_3^n) with $\sum_{n=1}^{\infty} \mathbb{P}[F_1^n \cup F_2^n \cup F_3^n] < \infty$ and put

$$H_{M,N} := \{(F_1^n \cup F_2^n \cup F_3^n) \text{ infinitely often}\},$$

so that $\mathbb{P}[H_{M,N}] = 0$ by the Borel–Cantelli lemma.

We start by defining F_1^n . Let B_{n,p_s} be the number of even-numbered predecessors that agent $2n$ observes, so $B_{n,p_s} \sim \text{Binom}(n-1, p_s)$. Define F_1^n as the event $B_{n,p_s} > 2np_s$. Straightforward application of Hoeffding’s inequality as in the proof of Theorem 4 shows that $\mathbb{P}[F_1^n] \leq \exp(-2np_s^2)$. It is clear that $\sum_n \mathbb{P}[F_1^n] < \infty$.

Then, we define F_2^n . Let $B_{n,p_d}^{(N)}$ be the number of odd-numbered predecessors in positions $2N + 1$ or later that agent $2n$ observes, so $B_{n,p_d}^{(N)} \sim \text{Binom}((n-N) \wedge 0, p_d)$. Define F_2^n as the event $B_{n,p_d}^{(N)} < \frac{1}{4}np_d$. For $n > 2N$, we have $\mathbb{E}[B_{n,p_d}^{(N)}] = (n-N)p_d \geq \frac{1}{2}np_d$, so applying Hoeffding’s inequality gives

$$\mathbb{P}[F_2^n] \leq \exp(-2 \cdot (\frac{1}{4}np_d)^2 / (n-N)) \leq \exp(-2 \cdot (\frac{1}{4}np_d)^2 / n) = \exp(-\frac{1}{8}np_d^2).$$

So when $n > 2N$, $\mathbb{P}[F_2^n]$ decreases to 0 exponentially, meaning $\sum_n \mathbb{P}[F_2^n] < \infty$.

Next, we define F_3^n . Intuitively, this is the event that agent $2n$ gets a “strong enough” private signal to overturn her observations. Specifically, F_3^n is the event

$$\tilde{s}_{2n} + \frac{1}{12}np_d \cdot \tilde{a}^{1-\epsilon} \leq 0,$$

where $\tilde{a}^{1-\epsilon}$ was defined in Equation (1). Since $\ln\left(\frac{\mathbb{P}[\omega=1|s]}{\mathbb{P}[\omega=0|s]}\right) = 2s/\sigma^2$ under the Gaussian assumption, $\mathbb{P}[F_3^n] = \mathbb{P}[2\mathcal{N}(1, \sigma^2)/\sigma^2 < -\frac{1}{12}np_d \cdot \tilde{a}^{1-\epsilon}]$. But the Gaussian distribution function tends to 0 faster than geometrically, so $\sum_n \mathbb{P}[F_3^n] < \infty$ as well.

Finally, we need to argue that the even-numbered agents always converge to playing 1 on the event $O_{M,N} \cap H_{M,N}^c$. On the event $H_{M,N}^c$, there exists $G_1 \in \mathbb{N}$ so that $n \geq G_1$ implies player $2n$ gets no more than $2np_s$ observations from her own group, no fewer than $\frac{1}{4}np_d$ observations from the odd-numbered predecessors past position $2N + 1$, and gets a private

signal s_{2n} with $\tilde{s}_{2n} + \frac{1}{12}np_d \cdot \tilde{a}^{1-\epsilon} > 0$. Find also $G_2 \in \mathbb{N}$ so that $\frac{1}{12}G_2p_d\tilde{a}^{1-\epsilon} > M$. We show that $a_{2n} = 1$ for every $n \geq \max(G_1, G_2)$.

Agent $2n$ observes three kinds of predecessors: even-numbered predecessors, odd-numbered predecessors earlier than position $2N+1$, and odd-numbered predecessors later than position $2N+1$. There are no more than $2np_s$ observations of the first kind contribute in the worst case a log odds of $-\kappa \cdot (2np_s)$. Observations of the second kind, on the event $O_{M,N}$, contribute a worst-case log odds of $-M$. Observations of the third kind, which number at least $\frac{1}{4}np_d$ on the event $H_{M,N}^c$, contribute at least a log odds of $\frac{1}{4}np_d \cdot \tilde{a}^{1-\epsilon}$ on the event $O_{M,N}$. So $2n$'s log odds is at least:

$$n \cdot \left(-2\kappa p_s + \frac{1}{12}p_d\tilde{a}^{1-\epsilon} \right) + \left(-M + \frac{1}{12}np_d\tilde{a}^{1-\epsilon} \right) + \left(\tilde{s}_{2n} + \frac{1}{12}np_d\tilde{a}^{1-\epsilon} \right)$$

The first summand is positive by choice of ϵ in Equation (1). The second summand is positive since $n \geq G_2$. And the third summand is positive since $n \geq G_1$. \square

C Theoretical Predictions in the Experimental Environment

C.1 Bounding the Performance of Rational Agents

Consider 40 rational agents on a random network where each agent is linked to each of her predecessors $\frac{3}{4}$ of the time, i.i.d. across link realizations. Agents know their own neighbors but have no further knowledge about the realization of random network. The signal structure and payoff structure match the experimental design in Section 6.2.

We provide a lower bound for the accuracy of agents 33 through 40. We first show that when every player uses the rational strategy, all agents learn at least as well as when everyone uses any constrained strategy that only depends on their signal and their final social observation. We then exhibit payoffs under one such strategy, which give a lower bound on rational performance.

Fix an arbitrary sequence of constrained strategies (σ_i) where $\sigma_i : S_i \times \{0, 1, \emptyset\} \rightarrow \Delta(\{0, 1\})$ is only a function of i 's signal s_i and the action of the most recent predecessor that i observes ($\sigma_i(s_i, \emptyset)$ refers to i 's play if i does not observe any predecessor). Let a_i denote i 's action induced by this sequence of strategies. Let a'_i denote i 's action when all agents use the rational strategy.

Claim 1. For all i , $\mathbb{P}[a'_i = \omega] \geq \mathbb{P}[a_i = \omega]$.

Proof. The proof is by induction on i and the base case of $i = 1$ is clear. Suppose the claim holds for $i = 1, \dots, n$. Conditional on agent $n + 1$ observing no predecessors, the claim again holds as in the base case, so we can check the claim conditional on N_{n+1} non-empty.

Let j be the final agent in N_{n+1} . Then the rational agent observes s_{n+1} , a'_j for some $j \leq n$, and perhaps some other actions while the constrained agent observes s_{n+1} and a_j , where $\mathbb{P}[a'_j = \omega] \geq \mathbb{P}[a_j = \omega]$ by the inductive hypothesis. By garbling the observed action a'_j , the rational agent could construct a random variable with the same joint distribution with ω as the less accurate action a_j . Ignoring other observed actions, the rational agent $n + 1$ could therefore follow a strategy that does as well as agent $n + 1$ under the strategy profile (σ_i) . So we must have $\mathbb{P}[a'_{n+1} = \omega] \geq \mathbb{P}[a_{n+1} = \omega]$ when everyone uses the rational strategy. \square

We then numerically compute the values for $\mathbb{P}[a_i = \omega]$ under the optimal constrained strategy, which are displayed in Table 2.

agent number	33	34	35	36	37	38	39	40
probability correct	0.9685	0.9695	0.9705	0.9714	0.9723	0.9731	0.9739	0.9746

Table 2: Lower bounds on rational performance.

C.2 Performance of Naive Agents

Consider 40 naive agents on a random network where each agent is linked to each of her predecessors with probability p , i.i.d. across link realizations. The signal structure and payoff structure match the experimental design in Section 6.2.

We will compute the accuracy of each agent by a recursive calculation. Because naive agents' actions do not depend on the order of predecessors, behavior depends only on the number of agents who have played L and the number of agents who have played R as well as the network. We will compute the distribution over the number of agents from the first n who have played L and the number who have played R recursively.

Assume the state is R . Let $P(k, k')$ be the probability that k of the first n agents play L and k' of the first n agents play R . We define $P(k, k') = 0$ if $k < 0$ or $k' < 0$. The posterior log-likelihood of state R for a naive agent observing one action equal to R (and no signal) is

$$\ell = \frac{2}{\sigma^2} \cdot \frac{\mu + \sigma\phi(-\mu/\sigma)}{1 - \Phi(-\mu/\sigma)},$$

where Φ and ϕ are the distribution function and probability density function of a standard Gaussian random variable, respectively.

Then we have the recursive relation

$$\begin{aligned} P(k, k') &= P(k-1, k') \sum_{i \leq k-1, i' \leq k'} B(i, k-1, p) B(i', k', p) \Phi\left(\frac{\sigma(i-i')\ell - 2\mu\sigma}{2}\right) + \\ &P(k, k'-1) \sum_{i \leq k, i' \leq k'-1} B(i, k, p) B(i', k'-1, p) [1 - \Phi\left(\frac{\sigma(i-i')\ell - 2\mu\sigma}{2}\right)], \end{aligned}$$

where $B(i, k, p)$ is the probability a binomial distribution with parameters k and p is equal to i . The first summand corresponds to the possibility of agent $k+k'$ choosing L after $k-1$ predecessors choose L and the remainder choose R , and the second summand corresponds to the probability of agent $k+k'$ choosing R after k predecessors choose L and the remainder choose R . The binomial coefficients correspond to the possible network realizations. Here we use naiveté, which implies that only the number of observed agents choosing each action matters for behavior and not their order.

From these distributions $P(\cdot, \cdot)$ we can compute the probability that agent n chooses the correct action R :

$$\sum_{k=0}^n P(k, n-k) \sum_{i \leq k, i' \leq n-k} B(i, k, p) B(i', n-k, p) [1 - \Phi\left(\frac{\sigma(i-i')\ell - 2\mu\sigma}{2}\right)].$$

These probabilities, which we compute numerically, are displayed in Table 3 for agents 33 through 40.

agent number	33	34	35	36	37	38	39	40
accuracy with $p = 1/4$	0.8773	0.8780	0.8786	0.8792	0.8797	0.8801	0.8805	0.8808
accuracy with $p = 3/4$	0.7768	0.7768	0.7768	0.7768	0.7768	0.7768	0.7768	0.7768

Table 3: Naive performance.

Online Appendix

OA 1 Proofs of Results in Appendix A

OA 1.1 Proof of Proposition A.1

Proof. We have the recurrence relation $b_{n,i} = \frac{d}{n-1} \cdot b_{n-1,i} + \frac{n-2}{n-1} \cdot b_{n-1,i}$ when $n-i > 1$. Solving this recurrence relation,

$$b_{n,i} = \frac{d}{n-1} \prod_{j=2}^{n-i} \frac{n-j+d}{n-j+1}.$$

When $n-i > d$, these coefficients are equal to

$$b_{n,i} = \frac{d}{n-1} \cdot \frac{(n+d-2) \cdot (n+d-3) \cdot \dots \cdot (n-1)}{(i+d-1) \cdot (i+d-2) \cdot \dots \cdot i}.$$

This product approaches $\frac{dn^{d-1}}{i^d}$ asymptotically. So for large n ,

$$\frac{\|\vec{b}_n\|_1}{\|\vec{b}_n\|_2} \approx \frac{\sum_{i=1}^n (n^{d-1}/i^d)}{[\sum_{i=1}^n (n^{2d-2}/i^{2d})]^{1/2}} = \frac{\sum_{i=1}^n i^{-d}}{(\sum_{i=1}^n i^{-2d})^{1/2}}.$$

If $d = 1$, the numerator diverges and the denominator converges. This argument shows $\lim_{n \rightarrow \infty} \frac{\|\vec{b}_n\|_1}{\|\vec{b}_n\|_2} = \infty$. By Lemma 4, this means society learns correctly.

If $d > 1$, then both sums converge and $\lim_{n \rightarrow \infty} \frac{\|\vec{b}_n\|_1}{\|\vec{b}_n\|_2} = \frac{\sum_{i=1}^{\infty} i^{-d}}{(\sum_{i=1}^{\infty} i^{-2d})^{1/2}} < \infty$. So there is a positive probability of incorrect beliefs asymptotically. From the formula for $b_{n,i}$, when $n-i > d$ we may factor $b_{n,i}$ into a term depending only on i and another term depending only on n , $b_{n,i} = \psi(i) \cdot \phi(n)$ with $\psi(i) := \frac{1}{(i+d-1) \cdot (i+d-2) \cdot \dots \cdot i}$ and $\phi(n) := \frac{d \cdot (n+d-2) \cdot (n+d-3) \cdot \dots \cdot (n-1)}{n-1}$, when $n-i > d$. Because $\sum_{i=1}^{\infty} \psi(i)$ converges, agents agree asymptotically. Because $\phi(n) \rightarrow \infty$ as $n \rightarrow \infty$, their beliefs tend to 0 or 1 a.s.

We now show the probability of mislearning is increasing in d (for d an integer). Since $\psi(i+1)/\psi(i) = \frac{i}{i+d}$, provided $n-i > d$ we have $b_{i,n}/b_{1,n} = \prod_{j=2}^i \frac{j}{d+j}$. As n grows large, \vec{b}_n converges to a vector proportional to

$$\hat{v} := (1, \frac{2}{d+2}, \frac{2}{d+2} \cdot \frac{3}{d+3}, \dots, \frac{2}{d+2} \cdot \frac{3}{d+3} \cdot \dots \cdot \frac{i}{d+i}, \dots).$$

We claim that $\|\vec{v}\|_1 / \|\vec{v}\|_2$ is increasing in d . This is a consequence of Lemma OA.1. \square

Lemma OA.1. *Let $\vec{a} = (a_1, a_2, \dots)$ be a vector with non-negative, decreasing entries. For any constant $0 \leq c \leq 1$, let the vector $\vec{a}' = (a_1, a_2, \dots, a_{i-1}, ca_i, ca_{i+1}, \dots)$ have entries equal*

to a_j for $j < i$ and ca_j for $j \geq i$. Then

$$\| \vec{a} \|_1 / \| \vec{a} \|_2 \leq \| \vec{a}' \|_1 / \| \vec{a}' \|_2 .$$

Proof. It is sufficient to check that $\| \vec{a} \|_1 / \| \vec{a} \|_2$ is increasing, or equivalently that

$$\frac{\partial \| \vec{a}' \|_1^2}{\partial c \| \vec{a}' \|_2^2}$$

is non-negative.

We compute

$$\frac{\partial \| \vec{a}' \|_1^2}{\partial c \| \vec{a}' \|_2^2} = \frac{\partial (\sum_{j=1}^{i-1} a_j + \sum_{j=i}^{\infty} ca_j)^2}{\partial c (\sum_{j=1}^{i-1} a_j^2 + \sum_{j=i}^{\infty} c^2 a_j^2)} .$$

Differentiating gives a fraction with positive denominator and numerator

$$2 \sum_{j=i}^{\infty} a_j (\sum_{j=1}^{i-1} a_j^2 + c^2 \sum_{j=i}^{\infty} a_j^2) (\sum_{j=1}^{i-1} a_j + c \sum_{j=i}^{\infty} a_j) - 2c \sum_{j=i}^{\infty} a_j^2 (\sum_{j=1}^{i-1} a_j + c \sum_{j=i}^{\infty} a_j)^2 .$$

This expression has the same sign as

$$\begin{aligned} \sum_{j=i}^{\infty} a_j (\sum_{j=1}^{i-1} a_j^2 + c^2 \sum_{j=i}^{\infty} a_j^2) - c \sum_{j=i}^{\infty} a_j^2 (\sum_{j=1}^{i-1} a_j + c \sum_{j=i}^{\infty} a_j) &= \sum_{j=1}^{i-1} a_j^2 \sum_{j=i}^{\infty} a_j - c \sum_{j=1}^{i-1} a_j \sum_{j=i}^{\infty} a_j^2 \\ &= \sum_{j=1}^{i-1} \sum_{k=i}^{\infty} a_j a_k (a_j - ca_k) \\ &\geq 0 \end{aligned}$$

because $a_j \geq a_k$ for all $j < k$ and $c \leq 1$. □

OA 1.2 Proof of Proposition A.2

Proof. The coefficients $b_{i,n}$ satisfy the recurrence relation $b_{n,i} = 2\delta b_{n-1,i}$ whenever $n - i > 1$.

Recall that the recurrence relation in the uniform p weight network is $b_{n,i} = (1+p)b_{n-1,i}$. When $\delta > \frac{1}{2}$, the coefficients $b_{n,i}$ for the δ decay network is the same as the coefficients in the uniform p weight network with $p = 2\delta - 1 > 0$. By Proposition 1, there is positive probability of converging to full certainty in the wrong state of the world. Furthermore, as $\delta \mapsto 2\delta - 1$ is increasing, again by Proposition 1 we see the probability of converging to the wrong belief is increasing in δ for $\delta > \frac{1}{2}$.

When $\delta = \frac{1}{2}$, all predecessors' signals are given equal weight, so by the law of large numbers actions converge to 1 a.s. conditional on $\omega = 1$.

The final case is $\delta < \frac{1}{2}$. It is sufficient to show that the sequence \tilde{a}_n does not converge. From the recurrence relation for the coefficients $b_{n,i}$, it is easy to check that $\tilde{a}_n = 2\delta\tilde{a}_{n-1} + \tilde{s}_n - \delta\tilde{s}_{n-1}$ for each n .

Evidently $b_{i+1,i} = \delta$, so from recursion $b_{n,i} = (2\delta)^{n-i-1}\delta$ for $i \leq n-1$, $b_{n,n} = 1$. So, $\tilde{a}_n = \tilde{s}_n + \delta \sum_{j=0}^{n-2} (2\delta)^j \cdot \tilde{s}_{n-1-j}$, meaning $\tilde{a}_n \sim \mathcal{N}(1 + \delta \frac{1-(2\delta)^{n-1}}{1-2\delta}, 1 + \delta^2 \frac{1-(4\delta^2)^{n-1}}{1-4\delta^2})$, with a limiting distribution of $\mathcal{N}(1 + \frac{\delta}{1-2\delta}, 1 + \frac{\delta^2}{1-4\delta^2})$.

Let the probability space be \mathbb{R}^∞ , the space of all sequences of private signal realizations, with typical member $s = (s_i)_{i \in \mathbb{N}}$.

Assume by way of contradiction that \tilde{a}_n diverges to ∞ with positive probability $2\epsilon > 0$.

We can find a large enough K so that $\mathcal{N}(1 + \frac{\delta}{1-2\delta}, 1 + \frac{\delta^2}{1-4\delta^2}) > K$ has probability less than ϵ . Observing the mean and variance of \tilde{a}_n are both increasing in n , this says $\mathbb{P}[\tilde{a}_n > K] \leq \mathbb{P}[\mathcal{N}(1 + \frac{\delta}{1-2\delta}, 1 + \frac{\delta^2}{1-4\delta^2}) > K] < \epsilon$ for every n . Writing $E_n \subseteq \mathbb{R}^\infty$ for those signal realizations s where $\tilde{a}_n(s) > K$, we get $\mathbb{P}[E_n] < \epsilon$ for every n .

But since we assumed \tilde{a}_n diverges to ∞ with probability 2ϵ , this means there is an event $F_* \subseteq \mathbb{R}^\infty$, where $\mathbb{P}[F_*] = 2\epsilon$ and $\lim_{n \rightarrow \infty} \tilde{a}_n(s) = \infty$ for every $s \in F_*$. There is a function $N(s)$ so that $\tilde{a}_n(s) > K$ for all $s \in F_*$, $n \geq N(s)$. Let $F_n := \{s \in F_* : N(s) \leq n\}$. We have $F_n \uparrow F_*$ so there is some N where $\mathbb{P}[F_N] \geq \frac{1}{2}\mathbb{P}[F_*] = \epsilon$. We claim that $F_N \subseteq E_N$. This is because at every $s \in F_N$, $N \geq N(s)$ so $\tilde{a}_N(s) > K$. And yet this would say $\mathbb{P}[E_N] \geq \epsilon$, which contradicts $\mathbb{P}[E_n] < \epsilon$ for every n . Therefore, the event where \tilde{a}_n diverges to ∞ must have 0 probability.

A similar argument establishes \tilde{a}_n diverges to $-\infty$ with 0 probability.

The only remaining case is \tilde{a}_n converging to some real number. By way of contradiction, assume this event has probability $2\epsilon > 0$.

By algebra, we expand the difference in consecutive log-actions $\tilde{a}_{n+1} - \tilde{a}_n$ as the sum of some independent Gaussians,

$$\tilde{a}_{n+1} - \tilde{a}_n = \tilde{s}_{n+1} - (1 - \delta)\tilde{s}_n - (1 - 2\delta)\delta \cdot \sum_{j=0}^{n-2} [(2\delta)^j] \cdot \tilde{s}_{n-1-j}$$

The limiting distribution of RHS is $\mathcal{N}(0, \hat{\sigma}^2)$ for some $\hat{\sigma} > 0$. We can pick $h > 0$ small enough so $\mathcal{N}(0, \hat{\sigma}^2) \in [-h/2, h/2]$ has probability less than ϵ . So there exists N_1 so that for each $n \geq N_1$, $\mathbb{P}[|\tilde{a}_{n+1} - \tilde{a}_n| < h] < \epsilon$. Write G_n for the event where $|\tilde{a}_{n+1} - \tilde{a}_n| < h$.

To derive a contradiction, write $J_* := \{s \in \mathbb{R}^\infty : \lim_{n \rightarrow \infty} \tilde{a}_n(s) = c \text{ for some } c \in \mathbb{R}\}$. We have functions $N_2 : J_* \rightarrow \mathbb{N}$ and $c : J_* \rightarrow \mathbb{R}$ so that whenever $s \in J_*$ and $n \geq N_2(s)$, $|\tilde{a}_n(s) - c(s)| < \frac{1}{2}h$. Let $J_n := \{s \in J_* : N_2(s) \leq n\}$. We have $J_n \uparrow J_*$ so there is some N_2 where $\mathbb{P}[J_{N_2}] \geq \frac{1}{2}\mathbb{P}[J_*] = \epsilon$. It is without loss to pick $N_2 \geq N_1$. We claim that $J_{N_2} \subseteq G_{N_2}$. This is because for each $s \in J_{N_2}$, $N_2(s) \leq N_2$ so $|\tilde{a}_{N_2}(s) - c(s)| < \frac{1}{2}h$ and also $|\tilde{a}_{N_2+1}(s) - c(s)| < \frac{1}{2}h$. By triangle inequality, $|\tilde{a}_{N_2}(s) - \tilde{a}_{N_2+1}(s)| < h$. But this would show

$\mathbb{P}[G_{N_2}] \geq \epsilon$, which is a contradiction since $N_2 \geq N_1$. \square

OA 1.3 Proof of Proposition A.3

Proof. On this network, the coefficients $b_{n,1}$ satisfy the recurrence relation

$$b_{n,1} = \delta p_d b_{n-1,1} + \delta^2(1 + p_s) b_{n-2,1}$$

whenever $n - i > 2$. As before,

$$b_{n,1} = c_+ \xi_+^n + c_- \xi_-^n,$$

where ξ_{\pm} are now the solutions to the polynomial $x^2 - \delta p_d x - \delta^2(1 + p_s) = 0$ and c_+, c_- are constants that we can determine from $b_{1,1}$ and $b_{2,1}$. We compute

$$\xi_{\pm} = \delta \cdot \frac{p_d \pm \sqrt{4p_s + p_d^2 + 4}}{2},$$

so that $\xi_+ > |\xi_-|$.

The convergence of beliefs now depends on how δ compares to $\delta_0(p_s, p_d) = \frac{2}{p_d + \sqrt{4p_s + p_d^2 + 4}}$. The results about convergence in the first statement follow as in the proof of Proposition A.2. More precisely, the proof of Proposition A.2 depends on the network structure only through two conditions: (A) for every $\epsilon > 0$, there exist $K > 0$ so that $\mathbb{P}[\tilde{a}_n > K] < \epsilon$ for every n ; (B) for every $\epsilon > 0$, there exists an $h > 0$ so that $\mathbb{P}[|\tilde{a}_{n+1} - \tilde{a}_n| < h] < \epsilon$ for every n . We now verify these two conditions in the context of Proposition A.3.

To verify (A), we have $\tilde{a}_n = \sum_{i=1}^n b_{n,i} \cdot \tilde{s}_i = \sum_{j=1}^n b_{j,1} \cdot \tilde{s}_{n-j+1}$, where we used $b_{n,i} = b_{n-i+1,1}$. Let $\mu_n := \sum_{j=1}^n b_{j,1}$ and $\sigma_n^2 := \sum_{j=1}^n b_{j,1}^2$ and we have $\tilde{a}_n \sim \mathcal{N}(\mu_n, \sigma_n^2)$. But whenever $\delta < \delta_0(p_s, p_d)$, we have $|\xi_-| < |\xi_+| < 1$, so:

$$\mu_n = \sum_{j=1}^n b_{j,1} \leq \sum_{j=1}^n |b_{j,1}| \leq \sum_{j=1}^{\infty} (|c_+| + |c_-|) \cdot \xi_+^j =: \mu_{\infty} < \infty$$

$$\sigma_n^2 = \sum_{j=1}^n b_{j,1}^2 \leq \sum_{j=1}^n |b_{j,1}|^2 \leq \sum_{j=1}^{\infty} (|c_+| + |c_-|)^2 \cdot \xi_+^{2j} =: \sigma_{\infty}^2 < \infty$$

This implies for every $K > \mu_{\infty}$, $\mathbb{P}[\mathcal{N}(\mu_{\infty}, \sigma_{\infty}^2) > K] > \mathbb{P}[\mathcal{N}(\mu_n, \sigma_n^2) > K] = \mathbb{P}[\tilde{a}_n > K]$. Clearly we may choose $K > \mu_{\infty} > 0$ large enough so that $\mathbb{P}[\mathcal{N}(\mu_{\infty}, \sigma_{\infty}^2) > K] < \epsilon$.

To verify (B),

$$\tilde{a}_{n+1} - \tilde{a}_n = \sum_{i=1}^n d_{n+1,i} \tilde{s}_i + \tilde{s}_{n+1}$$

where $d_{n+1,i}$ is the difference in weight, $d_{n+1,i} = b_{n+1,i} - b_{n,i}$.

Here $[\sum_{i=1}^n d_{n+1,i} \tilde{s}_i]$ is some Gaussian random variable and \tilde{s}_{n+1} is independent of it.

Even if the first piece $\sum_{i=1}^n d_{n+1,i} \tilde{s}_i$ were always 0, clearly we may pick h small enough so $\mathbb{P}[|\tilde{s}_{n+1}| < h] < \epsilon$.

The proofs of the results in the case $\delta > \delta_0(p_s, p_d)$ are essentially the same as the proof of Proposition 2. \square

OA 1.4 Proof of Proposition A.4

Proof. Fixing any realization of the agents as naive agents and autarkic agents, the profile of actions played is the same as if all agents are naive and all links beginning at agents who were autarkic are given weight zero. The number of paths from a naive agent i to an agent j in this modified network is equal to $p(1-p)^{f(i,j)}$, where $f(i,j)$ is the number of naive agents between i and j (without counting agents i and j).

By a simple computation, we find that

$$\tilde{a}_n = \sum_{i=1}^n p(1+p)^{f(n,n-i+1)} \tilde{s}_i.$$

Let

$$x_j = \sum_{i=1}^{n_1} (1+p)^{n_1-i} \tilde{s}_{j(n_1+n_2)+i} + \sum_{i=n_1+1}^{n_2} \tilde{s}_{j(n_1+n_2)+i}.$$

Then

$$\tilde{a}_{k(n_1+n_2)+1} = \sum_{j=1}^k p(1+p)^{(k-j)n_1} x_j$$

and similarly for other naive agents. It follows that agent actions have the same sign as

$$\sum_{j=1}^{\infty} (1+p)^{-j} x_j$$

for n sufficiently large. The remainder of the proof follows as in Proposition 1. \square

OA 2 Simulations Using Random Networks

In this paper, we have focused on a learning model with a deterministic network, where non-integral weights on network edges $M_{i,j} \in [0, 1]$ can be assigned either a noise interpretation or a generation interpretation, as discussed in Section 2.3. However, it is also natural to consider a random network in which edge (i, j) materializes with probability $M_{i,j}$, where realizations of the network edges and the private signals are mutually independent. To verify the robustness of our conclusions in Section 4, we performed simulations where $M_{i,j}$ are assigned random network interpretations. These simulations suggest that our results extend to this random network interpretation.¹¹

We first conducted simulations using Gaussian private signals on Erdős–Rényi random networks. We chose a signal variance of $\sigma^2 = 2$. For each linking probability $p \in \{0.1, 0.2, \dots, 1.0\}$, we simulated 100,000 joint realizations of the Erdős–Rényi random network and private signals for a society of 150 agents. We report the probabilities of mislearning in Figure OA.1, where we find increasing link probability increases the likelihood of mislearning, in agreement with Proposition 1.

link probability	chance of mislearning
0.1	0.03043
0.2	0.06982
0.3	0.09923
0.4	0.12346
0.5	0.13796
0.6	0.15270
0.7	0.16580
0.8	0.17776
0.9	0.18595
1.0	0.19349

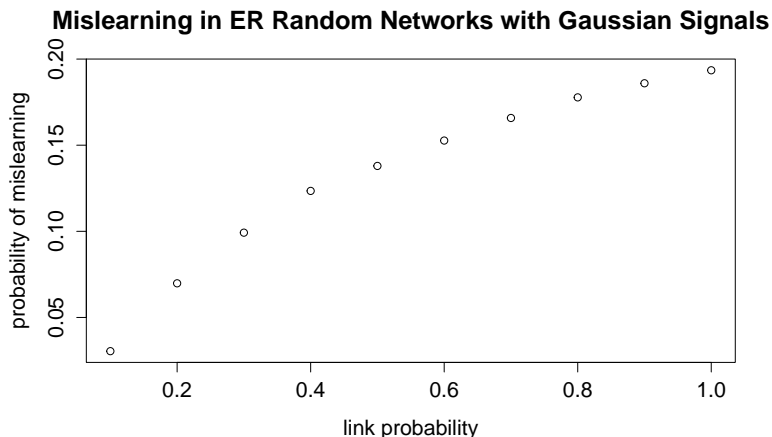


Figure OA.1: Simulation results for the probability of mislearning on Erdős–Rényi networks with Gaussian signals of variance $\sigma^2 = 2$. We simulated 150 agents in each society and performed 100,000 simulations at each link probability.

To further test the robustness of our results to a different signal structure, we consider a case where the space of signals is $S = [0, 1]$ and the density functions over signals are $f_0(s) = 2 - 2s$ and $f_1(s) = 2s$ in states $\omega = 0$ and $\omega = 1$ respectively. This is the triangular distribution that leads to the inference $\mathbb{P}[\omega = 1|s] = s$ and was previously used in [Eyster](#)

¹¹The major obstacle to extending proofs was that because our networks are directed and acyclic, the relevant adjacency matrices have no non-zero eigenvalues. As a consequence, most techniques from spectral random graph theory do not apply. Perhaps this obstacle could be avoided via other methods.

and Rabin (2010) to illustrate the probability of mislearning for naive agents on a complete network. In Figure OA.2, we find that the conclusion of Proposition 1 continues to hold on Erdős–Rényi random networks with triangular signals: higher link probability leads to higher chance of mislearning. Notice the probability of mislearning at a linking probability of 1 is 11.26%, which is similar to the simulation result of 11.15% of mislearning at the 10th naive player in Table 1 of Eyster and Rabin (2010).

link probability	chance of mislearning
0.1	0.00492
0.2	0.02078
0.3	0.03723
0.4	0.05230
0.5	0.06401
0.6	0.07699
0.7	0.08531
0.8	0.09716
0.9	0.10333
1.0	0.11257

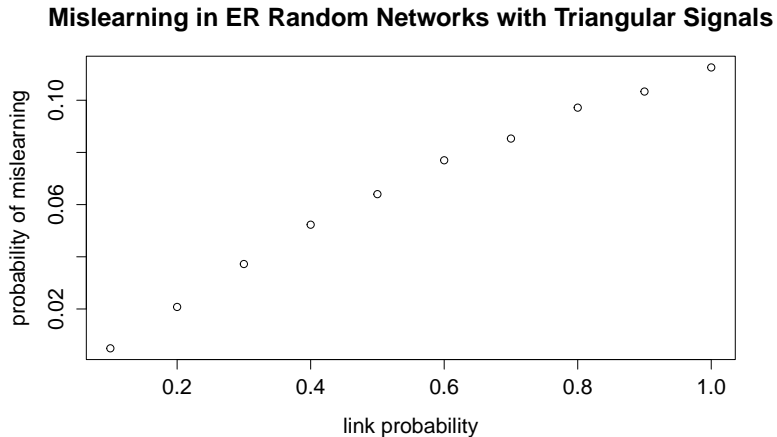
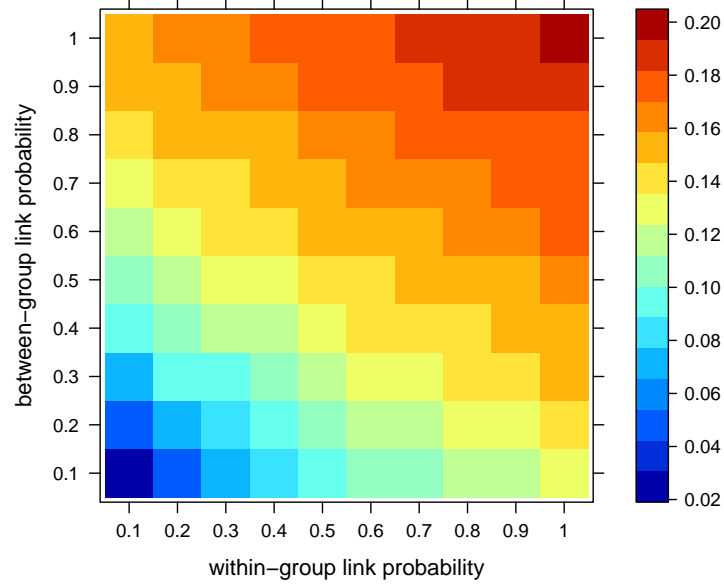


Figure OA.2: Simulation results for the probability of mislearning on Erdős–Rényi networks with triangular signals. We simulated 150 agents in each society and performed 100,000 simulations at each link probability.

In Figures OA.3 and OA.4, we report our simulation results for random networks under the two-groups model, with Gaussian and triangular signals respectively. The conclusions of Proposition 2 appear generally robust to this shift to random networks and new signal structure. For both signal structures, increasing within-group link probability and between-group link probability increases mislearning. Also, for each signal structure and at each $(p_s, p_d) \in \{0.1, \dots, 0.9\} \times \{0.1, \dots, 0.9\}$, we checked whether mislearning is more prevalent at $(p_s + 0.1, p_d)$ or $(p_s, p_d + 0.1)$. Under each signal structure, we found that out of the 81 cells increasing p_d led to more mislearning than increasing p_s in 79 cases, in agreement with Proposition 2. The results for the two remaining cells may be attributed to noise in the simulation outcomes.

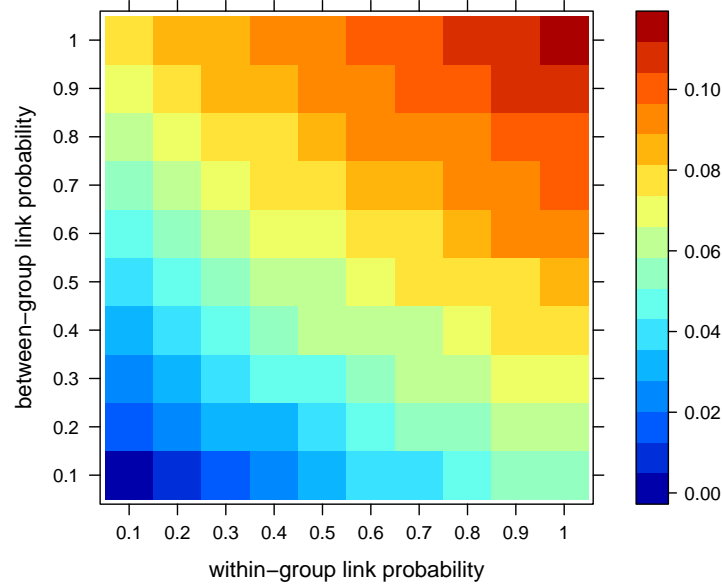
Mislearning in Two-Groups Random Networks with Gaussian Signals



	0.1	0.2	0.3	0.4	0.5	0.6	0.7	0.8	0.9	1.0
1.0	0.15835	0.16281	0.16923	0.17262	0.17735	0.17914	0.18462	0.18786	0.19262	0.19349
0.9	0.14852	0.15267	0.16231	0.16539	0.17125	0.17527	0.17741	0.18288	0.18595	0.18800
0.8	0.13963	0.14809	0.15019	0.15738	0.16311	0.16961	0.17222	0.17776	0.17976	0.18047
0.7	0.13093	0.13632	0.14499	0.15190	0.15559	0.16081	0.16580	0.16835	0.17240	0.17553
0.6	0.11733	0.12631	0.13623	0.14206	0.14847	0.15270	0.15791	0.16356	0.16705	0.17197
0.5	0.10329	0.11553	0.12561	0.13114	0.13796	0.14558	0.14978	0.15517	0.15832	0.16268
0.4	0.09135	0.10234	0.11445	0.12346	0.12992	0.13754	0.14266	0.14636	0.15101	0.15598
0.3	0.07335	0.08909	0.09923	0.11006	0.11744	0.12711	0.13295	0.13680	0.14377	0.14779
0.2	0.05323	0.06982	0.08606	0.09677	0.10489	0.11394	0.12094	0.12849	0.13290	0.13907
0.1	0.03043	0.04974	0.06723	0.08026	0.09182	0.10211	0.11032	0.11815	0.12301	0.12712

Figure OA.3: Simulation results for the probability of mislearning on two-groups random networks with Gaussian signals of variance $\sigma^2 = 2$. We simulated 150 agents in each society and performed 100,000 simulations at each link probability.

Mislearning in Two-Groups Random Networks with Triangular Signals



	0.1	0.2	0.3	0.4	0.5	0.6	0.7	0.8	0.9	1.0
1.0	0.05579	0.06227	0.07250	0.07677	0.08348	0.09091	0.09908	0.10337	0.10719	0.11191
0.9	0.05228	0.05902	0.06698	0.07414	0.08088	0.08891	0.09308	0.10002	0.10483	0.11080
0.8	0.04914	0.05677	0.06475	0.07248	0.07700	0.08420	0.09043	0.09614	0.10124	0.10705
0.7	0.04301	0.05101	0.05983	0.06583	0.07509	0.08097	0.08746	0.09361	0.09873	0.10336
0.6	0.03868	0.04622	0.05384	0.06256	0.07078	0.07502	0.08236	0.09036	0.09439	0.10167
0.5	0.03201	0.04139	0.04944	0.05878	0.06346	0.07234	0.08046	0.08492	0.09209	0.09592
0.4	0.02578	0.03494	0.04431	0.05219	0.06007	0.06906	0.07365	0.08110	0.08670	0.09389
0.3	0.01821	0.02840	0.03719	0.04574	0.05401	0.06287	0.06991	0.07623	0.08195	0.08843
0.2	0.01122	0.02070	0.02918	0.03825	0.04820	0.05704	0.06337	0.07053	0.07714	0.08553
0.1	0.00472	0.01291	0.02210	0.03114	0.04079	0.04954	0.05626	0.06560	0.07345	0.07724

Figure OA.4: Simulation results for the probability of mislearning on two-groups random networks with triangular signals. We simulated 150 agents in each society and performed 100,000 simulations at each link probability.

OA 3 Experimental Details

OA 3.1 Further Details on the Experimental Design

In addition to comprehension questions, we restricted to subjects located in the United States who had completed at least 50 previous MTurk tasks with a lifetime approval rate of at least 90%. Subjects were not permitted to participate in more than one round of our experiment. There were at most 15 subjects who completed fewer than 10 trials, implying a completion rate of at least 98.5%, and these subjects were excluded and replaced by a new subject.

The three comprehension questions were: one question in which subjects observed player 1, who agreed with their private signal; one question in which the subjects had no social observations and their signal was informative; and one question in which subjects observed player 1 and received the uninformative signal 0. Subjects were instructed to answer assuming player 1 followed their private signal.

Instructions and an example choice follow. To avoid confusion, the instructions were modified for player 1 in each round to exclude discussion of social observations.

INSTRUCTIONS:

Objective: You will play 10 rounds of a **social-learning game**. At the start of each round, the computer will randomly choose a **direction** for the round, which is either **LEFT** or **RIGHT**. Each direction is equally likely to be chosen. A new direction is chosen for each round, which doesn't depend on previous rounds.

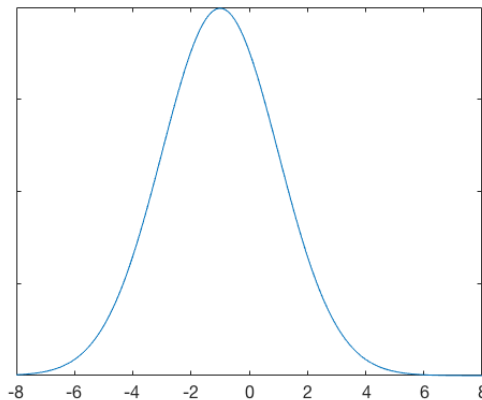
In each round, a number of participants from Amazon Turk will take turns guessing the direction. You will be the **19th** participant to make a guess in each round. You will receive a bonus of \$0.25 for each round where you guess the direction correctly.

Private signals: In each round, each participant (including you) will privately receive some information about the direction in the form of a number, which we will call the “**signal**”. Different participants will have different signals. When the direction is **LEFT**, your signal tends to be a more negative number. When the direction is **RIGHT**, your signal tends to be a more positive number.

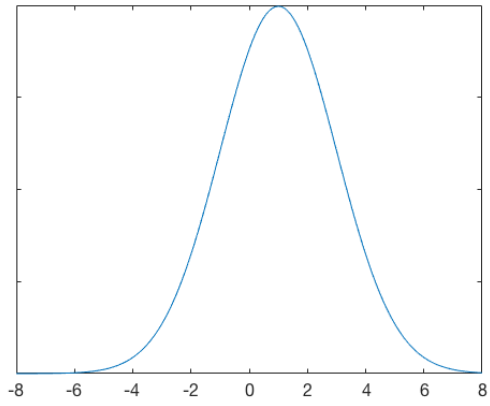
These signals are sometimes imprecise, so it is possible that a few players (maybe including you) could receive negative numbers as their signals even when the direction is **RIGHT**, for example. However, it is highly likely that most of the players in each round will receive signals that correctly reflect the direction.

Social learning: Since this is a **social-learning game**, in each round you will observe the guesses of some previous participants before you make your own guess. Each participant, including you, observes the guess of each previous participant with 75% chance.

More about the signal: When the direction is **LEFT**, the distribution of signals is:



When the direction is **RIGHT**, the distribution of signals is:



In each round, we will also remind you what your own private signal implies about the probabilities of the two directions.



Powered by Qualtrics

This is round 1 (out of 10).

Your signal: -3.3968.

Based on your signal alone, there is 84.53% chance the direction is LEFT,
15.47% chance the direction is RIGHT.

Your observations:

Player 1 guessed RIGHT

Player 3 guessed RIGHT

Player 4 guessed LEFT

Player 5 guessed LEFT

Player 7 guessed RIGHT

Player 8 guessed RIGHT

Player 9 guessed LEFT

Player 10 guessed LEFT

Player 11 guessed LEFT

Player 12 guessed LEFT

Player 13 guessed LEFT

Player 15 guessed LEFT

Player 16 guessed LEFT

Player 17 guessed RIGHT

Player 18 guessed LEFT

What is your guess about the direction this round?

LEFT

RIGHT



OA 3.2 Pre-Registration Document



Network Structure and Naive Sequential Learning - Experiment (#5250)

Author(s)

Kevin He (Harvard University) - he02@fas.harvard.edu
Krishna Dasaratha (Harvard University) - dasarath@g.harvard.edu

Created: 08/24/2017 06:25 PM (PT)

Public: 09/04/2017 02:10 PM (PT)

1) Have any data been collected for this study already?

No, no data have been collected for this study yet

2) What's the main question being asked or hypothesis being tested in this study?

Subjects in a sequential learning game learn correctly more often with sparser networks, in which most participants observe few neighbors, than with denser networks, in which most participants observe many neighbors.

3) Describe the key dependent variable(s) specifying how they will be measured.

Fraction of the last eight agents in a trial who correctly guess the state.

4) How many and which conditions will participants be assigned to?

Two conditions: each participant observes each predecessor independently with probability $p=.25$ (the link formation probability) and each participant observes each predecessor independently with probability $p=.75$.

5) Specify exactly which analyses you will conduct to examine the main question/hypothesis.

Linear regression of the dependent variable on the link formation probability p . The same regression with the dependent variable replaced by the fraction of all agents in a trial who correctly guess the state.

6) Any secondary analyses?

None.

7) How many observations will be collected or what will determine sample size? No need to justify decision, but be precise about exactly how the number will be determined.

Each subject will participate in 10 trials and each trial will contain 40 participants. We intend to enroll 1040 participants (funding permitting).

8) Anything else you would like to pre-register? (e.g., data exclusions, variables collected for exploratory purposes, unusual analyses planned?)

Participants who incorrectly answer comprehension questions will be excluded. Participants who do not complete all trials will be excluded.